

Bayesian Inference with Nonlinear Generative Models: Comments on Secure Learning

Ali Bereyhi, Bruno Loureiro, Florent Krzakala, Ralf R. Müller,
and Hermann Schulz-Baldes

Abstract

Unlike the classical linear model, nonlinear generative models have been addressed sparsely in the literature. This work aims to bring attention to these models and their secrecy potential. To this end, we invoke the replica method to derive the asymptotic normalized cross entropy in an inverse probability problem whose generative model is described by a Gaussian random field with a generic covariance function. Our derivations further demonstrate the asymptotic statistical decoupling of Bayesian inference algorithms and specify the decoupled setting for a given nonlinear model.

The replica solution depicts that *strictly nonlinear* models establish an *all-or-nothing* phase transition: There exists a critical load at which the optimal Bayesian inference changes from being *perfect* to an *uncorrelated* learning. This finding leads to design of a new secure coding scheme which achieves the secrecy capacity of the wiretap channel. The proposed coding has a *significantly* smaller codebook size compared to the random coding scheme of Wyner. This interesting result implies that *strictly nonlinear* generative models are perfectly secured without any secure coding. We justify this latter statement through the analysis of an illustrative model for *perfectly secure and reliable* inference.

Index Terms

Nonlinear generative models, Bayesian inference, random Gaussian fields, information-theoretically secure learning, replica method, decoupling principle.

Ali Bereyhi and Ralf R. Müller are with the Institute for Digital Communications (IDC) at Friedrich-Alexander Universität (FAU) Erlangen-Nürnberg; *Emails*: {ali.bereyhi, ralf.r.mueller}@fau.de. Bruno Loureiro and Florent Krzakala are with the Information, Learning and Physics Lab (IdePHICS) at École Polytechnique Fédérale de Lausanne (EPFL); *Emails*: {bruno.loureiro, florent.krzakala}@epfl.ch. Hermann Schulz-Baldes is with the Department of Mathematics at FAU Erlangen-Nürnberg; *Email*: schuba@mi.uni-erlangen.de.

This work was supported by the Emerging Talents Initiative (ETI) at FAU Erlangen-Nürnberg.

I. INTRODUCTION

Inference over linear models is a widely-investigated problem in the literature [1]–[8]. The popularity of linear models comes from a simple fact: They have a large scope of applications from communications and information theory [9]–[15] to signal processing and machine learning [16]–[23]. Though linear models have been extensively studied, the problem of inference from observations given by a nonlinear model has been touched very sparsely in the literature [24]–[26]. This work aims to bring attention to this problem by demonstrating the potential gains which can be achieved by nonlinear models.

Unlike in the information theory literature, nonlinear models are rather known in physics: Various spin glass models in statistical mechanics are described by nonlinear fields [27]–[30]. Following the close bonds between the applied concepts in information theory, such as channel and source coding, and theoretical concepts in statistical mechanics, such as Gibbs’ inequality, [31]–[34], it is intuitive to see a connection between nonlinear models of spin glasses and some information-theoretic concepts. This connection was initially observed by Surlas in [24], where he shows that by designing an error-correcting code based on a nonlinear spin glass model, one can achieve an *excellent* performance which, under some circumstances, approaches Shannon’s limit¹. This seminal work introduced a coding scheme and led to a chain of studies investigating this scheme via tools from statistical mechanics; see for instance [25], [35].

Inspired by earlier studies, we address the problem of Bayesian inference when the generative model is described by a nonlinear spin glass model. A key motivation to this study comes from the recent work by Fyodorov in [26]. In this work, a nonlinear Gaussian field is used to encrypt the data for transmission over an additive white Gaussian noise (AWGN) channel. The results of this work lead to an interesting conclusion: Using strictly nonlinear fields, the average error of recovery shows a second-order phase transition with respect to the noise variance. One can link this finding with the seminal work of Surlas and establish a clear connection between Fyodorov’s work and the secure channel coding of Wyner² [36]. In other words, though not addressed by Fyodorov, the result of [26] leads to this conjecture that using spin glass models one can design a secure coding for the wiretap channel, as the one proposed by Surlas in [24]

¹This seminal result by Surlas will become clear, as the reader goes through this manuscript.

²We show this connection in Section V-B.

for a point-to-point channel³.

A. Contributions and Tools

We study Bayesian inference over a nonlinear generative model which is described by a Gaussian random field. Though related, our setting is in principle different from the one considered by Fyodorov in [26]: We investigate the inverse probability problem for a generally mismatched Bayesian inference algorithm. For the considered generic model, we derive the normalized cross entropy as a generic performance metric, from which various information metrics can be derived as special cases, e.g., information rate. We further show the decoupling principle for this model and derive explicitly the decoupled scalar setting. This latter result enables us to evaluate a larger class of asymptotic metrics, such as a generic average input-output distortion and the average cross correlation, known as the *overlap*. Our derivations lead to the following key findings:

- With linear models, inference via the optimal Bayesian algorithm *always* contain *non-zero* correlation to the ground truth; however, the achievable information rate never touches Shannon's limit.
- Strictly nonlinear models achieve the maximal information rate given by Shannon's limit; however, they show a first-order *phase transition* with respect to the system load at which the learned parameters become *uncorrelated* with the ground truth.

The above findings leads us to an interesting result: To achieve the secure capacity of a wiretap channel, one can directly encode the information bits by passing it through a strictly nonlinear Gaussian random field. This finding not only re-discovers Wyner's result on the wiretap channel, but also finds a secure coding scheme which achieves the secure capacity of the wiretap channel with significantly smaller codebook size. An intuitive conclusion from this result is that strictly nonlinear generative models are secure by nature. We give a heuristic proof to this fact by considering the problem of *perfectly secure and reliable* inference in a wiretap setting. For strictly nonlinear models, the maximum number of securely inferred labels per dimension meets the information-theoretic limit given by Wyner in [36]. We conclude this work by discussing some new directions for further investigations.

The key tool for large-system analysis in this work is the replica method introduced in the theory of spin glasses and commonly utilized as an analytical tool in the context of information

³A simple form of this conjecture was also given by Fyodorov in an intuitive short discussion on the results; see the discussion in [26, Section 1.2.1].

theory and signal processing; see for example [9]–[11], [37]–[39]. A comprehensive introduction to the replica method and its application to analysis of linear models can be found in [1]. The derivations in this work consider the *replica symmetric* ansatz. This follows from the fact that for the settings of interest the corresponding spin glass exhibits replica symmetry⁴. However, deviation from the indicated conditions can lead to the so-called *replica symmetry breaking*. More detailed discussions are given in Section III and Appendix B.

B. Notation

Scalars, vectors and matrices are represented with non-bold, bold lower-case and bold upper-case letters, respectively. The transposed of \mathbf{A} is indicated by \mathbf{A}^\top , and \mathbf{I}_N is an $N \times N$ identity matrix. The Euclidean norm of \mathbf{x} is denoted by $\|\mathbf{x}\|$. For two K -dimensional vectors \mathbf{x} and \mathbf{y} , we define the *normalized inner-product* as

$$\langle \mathbf{x}; \mathbf{y} \rangle = \frac{\mathbf{x}^\top \mathbf{y}}{K}. \quad (1)$$

We extend this notation to matrix arguments with valid dimensions as

$$\langle \mathbf{X}; \mathbf{Y} \rangle = \frac{\mathbf{X}^\top \mathbf{Y}}{K}, \quad (2)$$

where K denotes the number of rows in \mathbf{X} and \mathbf{Y} . The notation $\log(\cdot)$ indicates the *natural* logarithm. We use $\mathbb{E}_X \{\cdot\}$ to refer to expectation with respect to X using the true distribution of X . The notation $\mathbb{E}_{q_X} \{\cdot\}$ indicates expectation with respect to X when the distribution of X is replaced by q_X . By using $\mathbb{E} \{\cdot\}$, we denote expectation with respect to all random variables involved in the argument. The entropy of a discrete random variable X and the differential entropy of a continuous random variable Y are shown by $H(X)$ and $h(Y)$, respectively. The notation $\mathcal{N}(\boldsymbol{\eta}, \mathbf{C})$ denotes the multivariate Gaussian distribution with mean vector $\boldsymbol{\eta}$ and covariance matrix \mathbf{C} . To refer to the real axis, we use the notation \mathbb{R} . We further denote the unit $(D-1)$ -sphere by \mathbb{S}^{D-1} , i.e.,

$$\mathbb{S}^{D-1} = \{\mathbf{x} \in \mathbb{R}^D : \|\mathbf{x}\| = 1\}. \quad (3)$$

For brevity, $\{1, \dots, N\}$ and $\{N_0, \dots, N_1\}$ are abbreviated as $[N]$ and $[N_0 : N_1]$, respectively.

⁴For detailed investigations, we focus on the optimal Bayesian inference which is known to be replica symmetric. More details in this respect will be given later on.

II. STATEMENT OF THE PROBLEM

Consider the classical regression problem: An *unknown* sequence of K symbols

$$\mathbf{s} = [s_1, \dots, s_K] \quad (4)$$

is projected onto \mathbb{R}^N via a randomly generated but *known* function $\mathcal{V}(\cdot) : \mathbb{R}^K \mapsto \mathbb{R}^N$. The output of this transform, i.e.,

$$\mathbf{x} = \mathcal{V}(\mathbf{s}) \in \mathbb{R}^N \quad (5)$$

is observed through an AWGN channel. This means that we are provided with

$$\mathbf{y} = \mathbf{x} + \mathbf{w}, \quad (6)$$

where $\mathbf{w} \in \mathbb{R}^N$ is an independent and identically distributed (i.i.d.) zero-mean Gaussian vector with variance σ^2 , i.e., $w_n \sim \mathcal{N}(0, \sigma^2)$. Our objective is to learn \mathbf{s} from \mathbf{y} considering the fact that $\mathcal{V}(\cdot)$ is known as a side-information. The most well-known case of this setting is the linear regression model in which $\mathcal{V}(\cdot)$ is considered to be a linear function, i.e., $\mathcal{V}(\mathbf{s}) = \mathbf{A}\mathbf{s}$ for some $\mathbf{A} \in \mathbb{R}^{N \times K}$.

We intend to deviate from this classical assumption in this work and investigate a larger class of generative models; namely, the higher-order Gaussian random fields defined as follows:

Definition 1 (Gaussian Random Field): *Let \mathbf{s}_1 and $\mathbf{s}_2 \in \mathbb{R}^K$ be given as inputs to the Gaussian random field $\mathcal{V}(\cdot) : \mathbb{R}^K \mapsto \mathbb{R}^N$. Denote*

$$\mathcal{V}(\mathbf{s}_i) = [\mathcal{V}_1(\mathbf{s}_i), \dots, \mathcal{V}_N(\mathbf{s}_i)]^\top \quad (7)$$

for $i = 1, 2$. Then, $\mathcal{V}_n(\mathbf{s}_i)$ for $n \in [N]$ are distributed Gaussian and satisfy⁵

$$\mathbb{E} \{ \mathcal{V}_m(\mathbf{s}_1) \mathcal{V}_n(\mathbf{s}_2) \} = \mathbf{1} \{m = n\} \Phi(\langle \mathbf{s}_1; \mathbf{s}_2 \rangle) \quad (8)$$

for any $n, m \in [N]$ and some covariance function $\Phi(\cdot)$ which can be represented as

$$\Phi(u) = \sum_{\ell=1}^{\infty} c_\ell u^\ell \quad (9)$$

with $c_\ell \geq 0$.

The above definition become more clear if we consider some particular examples:

⁵Note that $\langle \mathbf{s}_1; \mathbf{s}_2 \rangle$ is the normalized inner-product defined in (1).

Example II.1 (Linear model): *The most basic Gaussian field is the linear field, for which $\Phi(x) = x$. In this case, $\mathcal{V}(s) = \mathbf{A}s$ for an $N \times K$ i.i.d. Gaussian matrix \mathbf{A} whose elements are zero-mean with variance $1/K$.*

Example II.2 (Pure quadratic model): *As a simple extension of the linear Gaussian field, we consider the quadratic Gaussian random field with $\Phi(x) = x^2$. In this case, a particular output entry is determined as*

$$\mathcal{V}_n(s) = s^\top \mathbf{J}_n s \quad (10)$$

where \mathbf{J}_n for $n \in [N]$ are independent i.i.d. $K \times K$ random matrices whose entries are zero-mean Gaussian random variables with variance $1/K^2$.

Example II.3 (General quadratic model): *A more general form of a quadratic field contains also a linear term. This means that a particular output entry is determined as*

$$\mathcal{V}_n(s) = s^\top \mathbf{J}_n s + \mathbf{a}_n^\top s \quad (11)$$

where $\mathbf{J}_n \in \mathbb{R}^{K \times K}$ for $n \in [N]$ are independent i.i.d. Gaussian random matrices whose entries are zero-mean with variance $1/K^2$, and $\mathbf{a}_n \in \mathbb{R}^K$ are independent i.i.d. Gaussian vectors with mean zero and covariance \mathbf{I}_K/K .

A. Origin of the Higher-Order Model

The interest on higher-order Gaussian random fields comes from various sources. Most relative to the scope of this work is the so-called *nonlinear Gaussian encryption* method, discussed also in [26]. In this method, a nonlinear Gaussian random field is used to encrypt a data sequence s into a x of larger length. As shown in [26], the non-linearity adds confusion to the system which prevents a degraded eavesdropper from overhearing the data sequence. As we show in the coming sections, this result can be observed as a non-trivial alternative derivation of Wyner's wiretap result [36]. We discuss this aspect with more details later on in this manuscript.

Besides nonlinear Gaussian encryption, there are various other models which bring interest on higher-order Gaussian fields. An example is the *multi-edge-type parity check code ensembles*, in particular the low density generator matrix (LDGM) codes, whose generator can be seen as a field with a polynomial covariance function $\Phi(x)$ [40]–[42]. This is the most relevant aspect connected to Sourlas' seminal work in [24].

An alternative source of interest comes from a mathematical viewpoint. In fact, a polynomial order Gaussian field is a multi-dimensional tensor with random entries which can be seen as a natural extension of a linear field (two-dimensional tensor) into higher dimensions. This viewpoint in particular is of interest in several machine learning applications [43]–[46].

As mentioned in the introductory part, Gaussian random fields are rather widely discussed in statistical mechanics; namely, in the theory of spin glasses, in which random fields are used to model the energy level of a spin glass. For the particular case with a linear fields, the problem of analyzing the energy model in the thermodynamic limit is homomorphic to asymptotic analysis of linear regression model⁶. Considering this homomorphism, one can interpret the higher-order Gaussian fields as a natural extension of linear regression to the problem of regression with a nonlinear Gaussian generative model. More precisely, the inference from the output of a linear model is mathematically equivalent to the free-energy calculation for a quadratic Hamiltonian being described via the Sherrington–Kirkpatrick model [28], [29]

$$\mathcal{E}(\mathbf{s}) = - \sum_{k,\ell} J_{k,\ell} s_k s_\ell \quad (12)$$

Here, $\mathcal{E}(\mathbf{s})$ denotes the Hamiltonian of the spin glass which corresponds to the linear regression problem; see [29] for the formal definition. $J_{k,\ell}$ are further random coefficients. This model determines the energy of a spin glass in terms of pair-wise interactions. A natural extension of this model is the so-called P -spin model in which the Hamiltonian is considered to be

$$\mathcal{E}(\mathbf{s}) = - \sum_{\ell_1, \dots, \ell_P} J_{\ell_1, \dots, \ell_P} \prod_{p=1}^P s_{\ell_p}. \quad (13)$$

Here, the energy is determined as the sum of P -tuple interactions among the particles. This model in the asymptotic case of $P \uparrow \infty$ describes the random energy model (REM) in which the energy levels are assigned i.i.d. at random and do not depend on the configuration of the system particles anymore [47], [48]. The particular case of REM has been investigated extensively in the literature; see for example [49].

⁶See for example [1, Chapter 3].

B. Bayesian Inference

Let us now get back to our main objective, i.e., learning \mathbf{s} from \mathbf{y} given $\mathcal{V}(\cdot)$. To this end, we estimate $\hat{\mathbf{s}}$ via a Bayesian estimator as

$$\hat{\mathbf{s}} = \mathbb{E} \{ \mathbf{s} | \mathbf{y}, \mathcal{V} \} = \int dQ(\mathbf{s} | \mathbf{y}, \mathcal{V}) \mathbf{s}, \quad (14)$$

where $Q(\mathbf{s} | \mathbf{y}, \mathcal{V})$ denotes the posterior cumulative distribution of \mathbf{s} determined for some postulated i.i.d. prior belief

$$\mathbf{s} \sim q_S(\mathbf{s}) = \prod_{k=1}^K q_S(s_k), \quad (15)$$

and some postulated noise variance $\hat{\sigma}^2$. This estimator minimizes the expected error when it is calculated via the Euclidean distance for the given prior belief.

To evaluate the performance of the Bayesian estimator, we determine the normalized *cross entropy* between the following two distributions:

- 1) The true output distribution, i.e.,

$$p_Y(\mathbf{y} | \mathcal{V}) = (2\pi\sigma^2)^{-N/2} \mathbb{E}_{p_S} \left\{ \exp \left\{ -\frac{\|\mathbf{y} - \mathcal{V}(\mathbf{s})\|^2}{2\sigma^2} \right\} \right\}, \quad (16)$$

with the expectation being taken with respect to the true prior distribution $p(\mathbf{s})$.

- 2) The output distribution *induced* by the postulated prior and noise variance, i.e.,

$$q_Y(\mathbf{y} | \mathcal{V}) = (2\pi\hat{\sigma}^2)^{-N/2} \mathbb{E}_{q_S} \left\{ \exp \left\{ -\frac{\|\mathbf{y} - \mathcal{V}(\mathbf{s})\|^2}{2\hat{\sigma}^2} \right\} \right\}. \quad (17)$$

We refer to this distribution in the sequel as the *induced distribution*.

Hence, the performance metric for fixed σ , $\hat{\sigma}$, p_S and q_S is given by

$$\Delta_N(\sigma, \hat{\sigma}, p_S, q_S) = -\frac{1}{N} \mathbb{E}_{\mathbf{y}, \mathcal{V}} \{ \log q_Y(\mathbf{y} | \mathcal{V}) \}. \quad (18)$$

Here, the expectation is taken with respect to the true output distribution. It is worth noting that in the definition of Δ_N , we further determine the expectation with respect to the field. This means that the determined metric represents the *expected* cross entropy. Assuming the *self-averaging* property, we can conclude that a particular *realization* of the cross entropy converges to this expectation in the large-system limit [50].

In general, various metrics can be directly derived from the cross entropy. Some examples are as follows:

- The output *differential entropy* is directly determined by setting $\sigma = \hat{\sigma}$ and $p_S = q_S$, i.e.,

$$\frac{1}{N}h(\mathbf{y}|\mathcal{V}) = \Delta_N(\sigma, \sigma, p_S, p_S). \quad (19)$$

- Given the fact that the conditional differential entropy $h(\mathbf{y}|\mathbf{s}, \mathcal{V})$ in the end-to-end setting is determined via the differential entropy of the Gaussian noise process, the input-output information rate is readily written in terms of the cross entropy as

$$\frac{1}{N}I(\mathbf{s}; \mathbf{y}|\mathcal{V}) = \frac{1}{N}h(\mathbf{y}|\mathcal{V}) - \frac{1}{N}h(\mathbf{y}|\mathbf{s}, \mathcal{V}), \quad (20a)$$

$$= \Delta_N(\sigma, \sigma, p_S, p_S) - \frac{1}{2} \log 2\pi e \sigma^2. \quad (20b)$$

- The average *Kullback–Leibler divergence* between the true distribution and the induced distribution is given by

$$\mathbb{E} \{D_{\text{KL}}(p_Y \| q_Y)\} = h(\mathbf{y}|\mathcal{V}) - N\Delta_N(\sigma, \hat{\sigma}, p_S, q_S), \quad (21a)$$

$$= N(\Delta_N(\sigma, \sigma, p_S, p_S) - \Delta_N(\sigma, \hat{\sigma}, p_S, q_S)), \quad (21b)$$

where the expectation is taken with respect to the random field.

Given the performance metric, our ultimate goal is to evaluate the normalized cross entropy function in the large-system limit, i.e., $N \uparrow \infty$. In particular, we are interested in the regime in which the data-set size, i.e., K , and the number of observations, i.e., N , grow significantly large with the bounded ratio. Such a regime can be studied by considering a sequence of problems indexed by N , in which the data-set size is determined as function of index N , i.e., $K(N)$. We are then interested in the limit

$$\Delta(\sigma, \hat{\sigma}, p_S, q_S) = \lim_{N \uparrow \infty} \Delta_N(\sigma, \hat{\sigma}, p_S, q_S), \quad (22)$$

assuming that

$$\lim_{N \uparrow \infty} \frac{K(N)}{N} = R, \quad (23)$$

for some bounded R . In the remaining of this manuscript, we refer to R as the *load* factor of the generative model.

As it is shown in the next section, the asymptotic limit $\Delta(\sigma, \hat{\sigma}, p_S, q_S)$ is derived from the free energy of a corresponding spin-glass whose Hamiltonian is described by the P -spin model.

C. An Initial Setup

To start with the derivations, we focus on a special case in which the data symbols are simply labels, i.e., $s_k \in \{\pm 1\}$. We further assume that the labels are uniform i.i.d. labels, and that the prior belief is perfectly matched with the true prior, i.e.,

$$p_S(\mathbf{s}) = q_S(\mathbf{s}) = \prod_{k=1}^K B(s_k; 0.5) \quad (24)$$

with $B(s; f)$ describing the Bernoulli distribution at $S = s$ for some S with

$$\Pr\{S = +1\} = 1 - \Pr\{S = -1\} = f. \quad (25)$$

The interest on this particular prior follows from the connection of this generative model with the nonlinear Gaussian encryption being studied in a related but different setting in [26]. We talk about this connection with details in the forthcoming section. It is however worth mentioning that the extension of the current derivations to more general priors is straightforward and is considered for future work.

D. Some Earlier Studies

As mentioned, the most related earlier studies to this work are Sourlas' coding scheme explained in [24], [35] and the nonlinear encryption technique proposed by Fyodorov in [26]. The former study by Sourlas utilizes a particular class of Gaussian random fields for channel coding and shows that this scheme sketches a cost-efficiency trade-off which is close to the information-theoretic limit given by Shannon in [51]. This seminal idea will be further illustrated throughout our investigations in Section IV.

The recent related study by Fyodorov is also related to this work in its core idea; however, the considered problem is in principle different. The system model is further different from the setting in this work in various respects. In [26], Fyodorov considers the following setting:

- 1) The data symbols are supposed to be drawn from a *uniform* distribution on a hypersphere, i.e., $\mathbf{s} = \sqrt{DP_S} \mathbf{s}_0$ where $\mathbf{s}_0 \in \mathbb{S}^{D-1}$ with \mathbb{S}^{D-1} denoting the $(D-1)$ -sphere.
- 2) The learning task is performed via the method of least-squares, i.e.,

$$\hat{\mathbf{s}} = \underset{\frac{\mathbf{u}}{\sqrt{DP_S}} \in \mathbb{S}^{D-1}}{\operatorname{argmin}} \|\mathbf{y} - \mathcal{V}(\mathbf{u})\|^2. \quad (26)$$

In the Bayesian framework, this describes the *maximum likelihood* estimation which due to the uniform prior is of the similar form as the *maximum-a-posterior (MAP)* estimation.

Fyodorov determines the asymptotic limit of the average normalized inner product between the ground truth \mathbf{s} and the estimated parameter $\hat{\mathbf{s}}$, i.e., he finds the so-called *overlap* m^* which is defined as⁷

$$m^* = \lim_{N \uparrow \infty} \frac{\langle \mathbf{s}; \hat{\mathbf{s}} \rangle}{P_S}, \quad (27)$$

assuming constant ratio $\mu = D/N$. The result of Fyodorov contains both replica symmetry (RS) and replica symmetry breaking (RSB) solutions. Despite its complicated look, the key conclusions are straightforwardly implied from the main result: For *strictly* nonlinear fields, m^* observes a second-order phase transition at a threshold signal-to-noise ratio (SNR), i.e., P_S/σ^2 . Although this second-order phase transition makes a connection to the secure channel coding of Wyner [36], this connection was left unaddressed in [26], due to the fundamental differences in the inverse problem and the system model considered by Fyodorov. More details on Fyodorov's work can be found in Appendix A.

III. CORRESPONDING SPIN GLASS WITH P -SPIN MODEL

Our key objective is to determine the limiting normalized cross entropy. We address this goal by using statistical mechanics: We define an imaginary spin glass corresponding to the generative model whose particle interactions are described via a P -spin model. We then show that the desired metrics in the inference problem are derived from the free energy of the corresponding spin glass and utilize the replica method to determine the free energy.

Let us now start with defining the corresponding spin glass:

Definition 2 (Corresponding spin glass): *For a given vector of observations \mathbf{y} and random field $\mathcal{V}(\cdot)$, the spin glass corresponding to the nonlinear Gaussian generative model is a thermodynamic system with K particles. The microstate⁸ of this spin glass is described by $\mathbf{u} \in \{\pm 1\}^K$ and its energy for a given realization of the microstate \mathbf{u} is determined via the following Hamiltonian:*

$$\mathcal{E}(\mathbf{u}|\mathbf{y}, \mathcal{V}) = \frac{\|\mathbf{y} - \mathcal{V}(\mathbf{u})\|^2}{2}. \quad (28)$$

⁷We later give more discussions on the meaning of m^* .

⁸Remember that in Section II-C we restricted the labels to be uniformly generated from $\{\pm 1\}$.

Starting from this definition, we now follow standard derivations to describe the *macroscopic features* of the corresponding spin glass: The conditional Boltzmann distribution of the microstate given the *quenched random variables*⁹ at the inverse temperature β is given by

$$p_\beta(\mathbf{u}|\mathbf{y}, \mathcal{V}) = \frac{\exp\{-\beta\mathcal{E}(\mathbf{u}|\mathbf{y}, \mathcal{V})\}}{\mathcal{Z}_\beta(\mathbf{y}, \mathcal{V})}, \quad (29)$$

where $\mathcal{Z}_\beta(\mathbf{y}, \mathcal{V})$ is the *partition function*, i.e.,

$$\mathcal{Z}_\beta(\mathbf{y}, \mathcal{V}) = \sum_{\mathbf{u} \in \{\pm 1\}^K} \exp\{-\beta\mathcal{E}(\mathbf{u}|\mathbf{y}, \mathcal{V})\}, \quad (30)$$

The macroscopic parameters of this spin glass at inverse temperature β are fully described via the *normalized average free energy* which is given by¹⁰

$$\mathcal{F}_N(\beta) = -\frac{1}{N\beta} \mathbb{E} \{\log \mathcal{Z}_\beta(\mathbf{y}, \mathcal{V})\}. \quad (31)$$

where the expectation is taken over the quenched random variables, i.e., \mathbf{y} and $\mathcal{V}(\cdot)$. We now show that the free energy determines our target metric, i.e., the cross entropy.

A. The Variational Problem

Let us get back to our main objective, i.e., determining the cross entropy. Since in the current setting $p_S = q_S$, we further drop the arguments p_S and q_S in the cross entropy expression and write

$$\Delta_N(\sigma, \hat{\sigma}) = -\frac{1}{N} \mathbb{E} \{\log q_Y(\mathbf{y}|\mathcal{V})\}, \quad (32a)$$

$$= -\frac{1}{N} \mathbb{E} \left\{ \log (2\pi\hat{\sigma}^2)^{-N/2} \mathbb{E}_{\mathbf{s}} \left\{ \exp \left\{ -\frac{\|\mathbf{y} - \mathcal{V}(\mathbf{s})\|^2}{2\hat{\sigma}^2} \right\} \right\} \right\}, \quad (32b)$$

$$= \frac{1}{2} \log 2\pi\hat{\sigma}^2 - \frac{1}{N} \mathbb{E} \left\{ \log \mathbb{E}_{\mathbf{s}} \left\{ \exp \left\{ -\frac{\|\mathbf{y} - \mathcal{V}(\mathbf{s})\|^2}{2\hat{\sigma}^2} \right\} \right\} \right\}. \quad (32c)$$

Here, we drop the subscript \mathbf{y}, \mathcal{V} for the outer expectation, as it is taken over the *true* distribution of the quenched random variables. Keeping in mind the definition of the partition function and the assumption on the prior distribution, i.e.,

$$p_S(\mathbf{s}) = 2^{-K} = 2^{-NR}, \quad (33)$$

⁹By *quenched* random variables, we refer to \mathbf{y} and $\mathcal{V}(\cdot)$ which have different orders of randomness compared to the microstate. More details can be followed in [1].

¹⁰Note the subscript N refers to the fact that the free energy expression depends on the model dimensions. We however drop K , as we assume K and N are related by $K/N = R$.

we can further write

$$\mathbb{E}_{\mathbf{s}} \left\{ \exp \left\{ -\frac{\|\mathbf{y} - \mathcal{V}(\mathbf{s})\|^2}{2\hat{\sigma}^2} \right\} \right\} = 2^{-NR} \sum_{\mathbf{u} \in \{\pm 1\}^K} \exp \left\{ -\frac{\|\mathbf{y} - \mathcal{V}(\mathbf{u})\|^2}{2\hat{\sigma}^2} \right\}, \quad (34a)$$

$$= 2^{-NR} \mathcal{Z}_{1/\hat{\sigma}^2}(\mathbf{y}, \mathcal{V}). \quad (34b)$$

Finally, by replacing (34b) into (32c), we conclude that

$$\Delta_N(\sigma, \hat{\sigma}) = \frac{1}{2} \log 2\pi\hat{\sigma}^2 + R \log 2 - \frac{1}{N} \mathbb{E} \left\{ \log \mathcal{Z}_{1/\hat{\sigma}^2}(\mathbf{y}, \mathcal{V}) \right\}, \quad (35a)$$

$$= \frac{1}{2} \log 2\pi\hat{\sigma}^2 + R \log 2 + \frac{1}{\hat{\sigma}^2} \mathcal{F}_N \left(\frac{1}{\hat{\sigma}^2} \right) \quad (35b)$$

The above identity clarifies the connection between the nonlinear generative model and the corresponding spin glass. As a direct result of this identity, we consider the variational problem of calculating the free energy of the corresponding spin glass. The variational problem is of the same level of hardness as the original problem. We hence follow the standard approach based on the *replica method*; see [1] and the references therein for details.

B. Main Results

We now present the final solution for the *asymptotic* normalized free energy, i.e.,

$$\mathcal{F}(\beta) = \lim_{N \uparrow \infty} \mathcal{F}_N(\beta), \quad (36)$$

given by the replica method under the RS assumption. The derivations are skipped at this point and presented in Appendix B. The solution is referred to as the RS solution. This is known that for a generic setting, the RS assumption is not necessarily valid and hence the corresponding solution is not always reliable. However, for some particular cases the validity of RS is guaranteed. We discuss one of these cases, i.e., optimal Bayesian scenario, later on.

Proposition 1 (RS solution): *Consider the generative model described by (5) and (6). Let $\Phi(\cdot)$ denote the covariance function of $\mathcal{V}(\cdot)$, and Q and m be two scalars in $[0, 1]$. Define $E(Q, m)$ and $L(Q, m)$ in terms of Q and m as*

$$L_\beta(Q, m) = \frac{\beta}{R} \Phi'(Q) \frac{f_\beta(Q, m)}{g_\beta^2(Q)}, \quad (37a)$$

$$E_\beta(Q, m) = \frac{\beta}{R} \Phi'(m) \frac{1}{g_\beta(Q)}, \quad (37b)$$

for functions

$$g_\beta(Q) = 1 + \beta [\Phi(1) - \Phi(Q)], \quad (38a)$$

$$f_\beta(Q, m) = \beta [\sigma^2 + \Phi(1) + \Phi(Q) - 2\Phi(m)]. \quad (38b)$$

Let the function $\Pi(Q, m)$ for a given Q and m be

$$\Pi_\beta(Q, m) = R \left[m E_\beta(Q, m) + \frac{(1-Q)L_\beta(Q, m)}{2} \right] + \frac{1}{2} \left[\frac{f_\beta(Q, m)}{g_\beta(Q)} + \log g_\beta(Q) \right]. \quad (39)$$

Assuming the RS ansatz, the normalized average free energy of the corresponding spin glass at inverse temperature β is given by

$$\mathcal{F}(\beta) = \frac{F_\beta(Q^*, m^*)}{\beta}, \quad (40)$$

with $F_\beta(Q, m)$ being defined on $[0, 1]^2$ as

$$F_\beta(Q, m) := -R \mathbb{E}_Z \left\{ \log \cosh \left(\sqrt{L_\beta(Q, m)} Z + E_\beta(Q, m) \right) \right\} + \Pi_\beta(Q, m) - R \log 2. \quad (41)$$

Here, Z is a zero-mean Gaussian random variable with unit variance, i.e., $Z \sim \mathcal{N}(0, 1)$, and

$$(Q^*, m^*) = \underset{(Q, m) \in \mathbb{F}}{\operatorname{argmin}} F_\beta(Q, m) \quad (42)$$

with \mathbb{F} being the union of the boundary points of the feasible set $[0, 1]^2$ and the set of all solutions to the following fixed-point equations

$$Q = \mathbb{E}_Z \left\{ \tanh^2 \left(\sqrt{L_\beta(Q, m)} Z + E_\beta(Q, m) \right) \right\}, \quad (43a)$$

$$m = \mathbb{E}_Z \left\{ \tanh \left(\sqrt{L_\beta(Q, m)} Z + E_\beta(Q, m) \right) \right\}. \quad (43b)$$

Proof. See Appendix B. □

As mentioned, the above asymptotic result is derived under the RS ansatz, assuming that the corresponding spin glass shows the so-called *replica symmetry* at the thermal equilibrium. This is however not necessarily the case. At this point, we assume that for the settings of interest, the RS ansatz is valid. Further discussions can be followed in Appendix B. More detailed discussions in this respect can be found in [1], [2], [52].

Considering the RS solution, the asymptotic normalized cross entropy term is readily derived from (35) as follows

$$\Delta(\sigma, \hat{\sigma}) = \frac{1}{2} \log 2\pi\hat{\sigma}^2 + R \log 2 + \frac{1}{\hat{\sigma}^2} \mathcal{F}\left(\frac{1}{\hat{\sigma}^2}\right), \quad (44a)$$

$$\begin{aligned} &= \frac{1}{2} \log 2\pi\hat{\sigma}^2 - R \mathbb{E}_Z \left\{ \log \cosh \left(\sqrt{L_{1/\hat{\sigma}^2}(Q^*, m^*)} Z + E_{1/\hat{\sigma}^2}(Q^*, m^*) \right) \right\} \\ &\quad + \Pi_{1/\hat{\sigma}^2}(Q^*, m^*). \end{aligned} \quad (44b)$$

In next sections, we mainly focus on the particular case of *matched* Bayesian estimation, for which it is known that the RS ansatz is valid; see for example [53]–[55]. Before starting with the optimal Bayesian case, let us discuss the asymptotic decoupling property of the nonlinear model.

C. Decoupling Principle

The asymptotic result derived by the replica method leads to the *decoupled principle* for the original high-dimensional setting. This is a well-known principle developed for various inference problems with linear model [10], [38], [52], [56], [57]. The RS solution extends this principle to higher-order fields. To state the decoupling principle, consider the following scalar inference problem: The label $S \in \{\pm 1\}$ distributed as $S \sim \text{B}(s; 0.5)$ is observed through a Gaussian channel whose additive noise term is ρZ with $Z \sim \mathcal{N}(0, 1)$. The received symbol is hence represented by

$$Y = S + \rho Z. \quad (45)$$

Given a particular observation $Y = y$, the scalar Bayesian estimator determines the expectation of S via its postulated posterior distribution $p_{\hat{\rho}}(s|y)$ which assumes the noise variance to be $\hat{\rho}$. The estimated symbol is hence given by

$$\hat{S} = \mathbb{E}_{p_{\hat{\rho}}}\{S|Y\} = \tanh\left(\frac{Y}{\hat{\rho}^2}\right), \quad (46)$$

where the latter identity is found after few standard lines of derivations.

Considering the above scalar problem, an initial observation is that by setting

$$\rho = \frac{\sqrt{L_{1/\hat{\sigma}^2}(Q^*, m^*)}}{E_{1/\hat{\sigma}^2}(Q^*, m^*)}, \quad (47a)$$

$$\hat{\rho} = \frac{1}{\sqrt{E_{1/\hat{\sigma}^2}(Q^*, m^*)}}, \quad (47b)$$

the average pair-wise distortion determined by the RS solution is given by the expected distortion between S and \hat{S} in the decoupled setting. More precisely, for a given distortion function $D(\cdot; \cdot) : \{\pm 1\} \times \mathbb{R} \mapsto \mathbb{R}$, the following identity under the RS ansatz exists:

$$\lim_{K \uparrow \infty} \frac{1}{K} \mathbb{E} \left\{ \sum_{k=1}^K D(s_k; \hat{s}_k) \right\} = \mathbb{E} \left\{ D(S; \hat{S}) \right\}. \quad (48)$$

This finding is however the result of a more general principle:

Proposition 2 (Decoupling principle): *Assume RS is a valid ansatz. For any $k \in [K]$, the pair (s_k, \hat{s}_k) converges in distribution to (S, \hat{S}) as $K \uparrow \infty$, when we set ρ and $\hat{\rho}$ according to (47) in the decoupled setting.*

Proof. The proof is given via the method of moments in Appendix C. □

A direct result of the decoupling principle is that the fixed-points Q^* and m^* in the RS solution are given in terms of the decoupled setting as follows:

$$Q^* = \mathbb{E} \left\{ \hat{S}^2 \right\}, \quad (49a)$$

$$m^* = \mathbb{E} \left\{ S \hat{S} \right\}. \quad (49b)$$

The implicit use of these identities is to simplify the RS solution for optimal Bayesian inference. Nevertheless, they further give operational meaning to m^* and Q^* . In this respect, m^* is of particular interest: it determines the expected normalized inner product between the true symbols and the learned ones. It is hence often called the *overlap*¹¹. There are in principle two extreme cases for m^* : 1) Perfect recovery in which $\hat{S} = S$, and hence $m^* = 1$. 2) Independent inference, in which \hat{S} and S are statistically independent resulting in $m^* = 0$. These extreme cases limit $m^* \in [0, 1]$ which is consistent with the constraint stated in the RS solution. They moreover provide a comprehensive interpretation for m^* : *Larger m^* means more information.*

Remark 1: *One should note that the decoupling principle only describes the marginal distribution of each pair of true label and its estimation. Hence, it does not determine the metrics which take into account correlation among different pairs, e.g., the cross entropy.*

¹¹Remember the performance metric defined by Fyodorov in [26], i.e., (27).

D. Optimal Bayesian Inference

The mean squared error between the true labels and their recovery is minimized with respect to $\hat{\sigma}$, when we set the postulated noise variance equal to the true noise variance, i.e., when $\hat{\sigma} = \sigma$. Due to this property, this particular form of the Bayesian inference is referred to as the *optimal* Bayesian inference. This case describes the Nishimori line which lies in the RS stability region [54]. This means that the RS ansatz, for this particular case, is valid and no further derivations under RSB ansätze are required. In addition to RS stability, the symmetry of matched estimator leads to this basic conclusion that $m^* = Q^*$: Following the decoupling principle, m^* determines the cross correlation between the learned symbol and the true one, and Q^* calculates the second moment of the learned symbol. As the estimator is optimal Bayesian, the orthogonality principle is satisfied. This means that the estimation error is orthogonal to the estimation, i.e.,

$$\mathbb{E} \left\{ \left(S - \hat{S} \right) \hat{S} \right\} = 0. \quad (50)$$

This identity concludes that

$$m^* = \mathbb{E} \left\{ S \hat{S} \right\} = \mathbb{E} \left\{ \hat{S}^2 \right\} = Q^*. \quad (51)$$

Following this straightforward justification, one can see that $m^* = Q^*$ is a fundamental property in the replica analysis of optimal Bayesian inference. This fundamental property is in fact the key observation used in [56, Appendix II] to show the initial form of the decoupling principle.

From these properties of the optimal Bayesian estimator, we can write

$$g_{1/\sigma^2}(m) = 1 + \frac{\Phi(1) - \Phi(m)}{\sigma^2} \quad (52a)$$

$$f_{1/\sigma^2}(m, m) = 1 + \frac{\Phi(1) - \Phi(m)}{\sigma^2} = g_{1/\sigma^2}(m) \quad (52b)$$

This leads to this conclusion that

$$L_{1/\sigma^2}(m, m) = E_{1/\sigma^2}(m, m) = \frac{1}{R\sigma^2} \frac{\Phi'(m)}{g(m)}. \quad (53)$$

Based on these observations, we can simplify the notation by dropping the inverse temperature index¹², and defining $g(m) := g_{1/\sigma^2}(m)$ and

$$E(m) := E_{1/\sigma^2}(m, m) = \frac{1}{R\sigma^2} \frac{\Phi'(m)}{g(m)} \quad (54a)$$

$$= -\frac{1}{R} \frac{g'(m)}{g(m)} = -\frac{1}{R} \frac{d}{dm} \log g(m). \quad (54b)$$

¹²Since we are only operating at $\beta = 1/\sigma^2$.

We now recall that the normalized cross entropy in the matched case determines the normalized differential entropy of the output; see (19). We hence replace the simplified definitions into the RS solution and conclude the following result:

Corollary 1 (Optimal Bayesian Inference): *Let $\mathcal{H}(\sigma)$ denote the normalized differential entropy of the observations, i.e.,*

$$\mathcal{H}(\sigma) = \Delta(\sigma, \sigma) = \lim_{N \uparrow \infty} \frac{1}{N} h(\mathbf{y}|\mathcal{V}). \quad (55)$$

Define function $g(\cdot)$ as

$$g(m) = 1 + \frac{\Phi(1) - \Phi(m)}{\sigma^2}, \quad (56)$$

and let $E(m)$ be defined in terms of $g(m)$ as in (54b). Then, $\mathcal{H}(\sigma)$ is determined as

$$\mathcal{H}(\sigma) = H_\sigma(m^*), \quad (57)$$

for $H_\sigma(m) : [0, 1] \mapsto \mathbb{R}$ defined as

$$H_\sigma(m) := -R\mathbb{E}_Z \left\{ \log \cosh \left(\sqrt{E(m)}Z + E(m) \right) \right\} + \Pi(m), \quad (58)$$

where $Z \sim \mathcal{N}(0, 1)$, $\Pi(\cdot)$ is defined as

$$\Pi(m) := \frac{1}{2} [R(1+m)E(m) + \log 2\pi e\sigma^2 + \log g(m)], \quad (59)$$

and $m^ \in [0, 1]$ is the minimizer of $H_\sigma(m)$ over the union of boundary points $\{0, 1\}$ and the set of solutions to the following fixed point equation*

$$m = \mathbb{E}_Z \left\{ \tanh \left(\sqrt{E(m)}Z + E(m) \right) \right\}. \quad (60)$$

Proof. The proof follows simply from arguments on the stability of RS ansatz in the matched Bayesian inference¹³ after setting $\hat{\sigma} = \sigma$ and $m = Q$ in the RS solution. \square

With optimal Bayesian estimation, we are often more interested on the *information rate* of the model, i.e., the mutual information per dimension. This follows the fact that by matched Bayesian inference, there is no information loss at the learning stage, and thus $I(\mathbf{s}; \hat{\mathbf{s}}|\mathcal{V}) = I(\mathbf{s}; \mathbf{y}|\mathcal{V})$. Using the identity in (20b), we have

$$\mathcal{I}(\sigma) = \lim_{N \uparrow \infty} \frac{1}{N} I(\mathbf{s}; \mathbf{y}|\mathcal{V}) = \mathcal{H}(\sigma) - \frac{1}{2} \log 2\pi e\sigma^2. \quad (61)$$

We use this metric through experimental investigations.

¹³For instance what reported in [54].

IV. LINEAR MODELS VERSUS NONLINEAR MODELS

Given the main results, we now consider some illustrative special cases to investigate the impacts of having a non-linear Gaussian generative model. To this end, we focus on the optimal Bayesian case and consider a *pure order* λ polynomial covariance function, i.e., $\Phi(x) = c x^\lambda$ for some constant $c \in \mathbb{R}^+$. With this covariance function, the random field describes a $(\lambda + 1)$ -dimensional tensor¹⁴ whose components are generated at random with some Gaussian prior. This means that the n -th component of the random transform is given in terms of \mathbf{s} as

$$\mathcal{V}_n(\mathbf{s}) = \sum_{\ell_1, \dots, \ell_\lambda=1}^K J_{\ell_1, \dots, \ell_\lambda}^n \prod_{t=1}^{\lambda} s_{\ell_t}, \quad (62)$$

for some $J_{\ell_1, \dots, \ell_\lambda}^n$ which are i.i.d. Gaussian random variables in $n, \ell_1, \dots, \ell_\lambda$.

To keep the comparison among random fields of different orders fair, we assume that all transformed symbol are unit variance, i.e.,

$$\mathbb{E} \{ \mathcal{V}_n(\mathbf{s})^2 \} = 1. \quad (63)$$

This concludes that $J_{\ell_1, \dots, \ell_\lambda}^n \sim \mathcal{N}(0, 1/\sqrt{K^\lambda})$ for $n \in [N]$ and $\ell_1, \dots, \ell_\lambda \in [K]$ and

$$\Phi(x) = x^\lambda. \quad (64)$$

Noting that $\Phi(1) = 1$, we have $g(m) = 1 + \xi_m(\sigma)$, where

$$\xi_m(\sigma) = \frac{1 - m^\lambda}{\sigma^2}. \quad (65)$$

From $g(m)$, $E(m)$ is determined via (54b). By substituting in Corollary 1, we conclude that the asymptotic information rate reads $\mathcal{I}(\sigma) = \mathcal{L}_m^*(\sigma)$ with $\mathcal{L}_m(\sigma)$ given as follows:

$$\mathcal{L}_m(\sigma) = \frac{1}{2} \log(1 + \xi_m(\sigma)) + \mathcal{Q}_m(\sigma), \quad (66)$$

where the latter term is determined for a given m and noise variance σ as

$$\mathcal{Q}_m(\sigma) = \frac{(1+m)R}{2\rho_m^2(\sigma)} - R\mathbb{E}_Z \left\{ \log \cosh \left(\frac{1 + \rho_m(\sigma)Z}{\rho_m^2(\sigma)} \right) \right\}, \quad (67)$$

with $\rho_m(\sigma)$ being defined as

$$\rho_m(\sigma) = \sqrt{\frac{R\sigma^2}{\lambda m^{\lambda-1}} (1 + \xi_m(\sigma))}. \quad (68)$$

We refer to $\mathcal{L}_m(\sigma)$ as the *modified* free energy. This appellation becomes clear shortly.

¹⁴Remember that a matrix is a *two-dimensional* tensor.

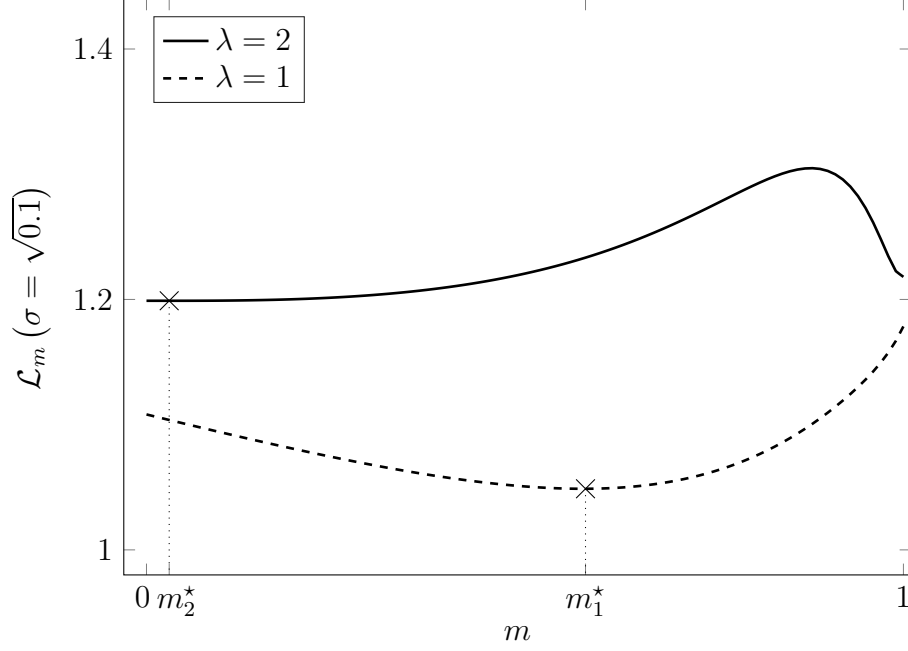


Fig. 1: Information rate against m for linear and quadratic random Gaussian fields. The overlap m^* is given by the minima of the information rate.

The fixed-point m^* is further determined by minimizing $\mathcal{L}_m(\sigma)$ over $m \in [0, 1]$. The minimizer is readily found by first solving

$$m = \mathbb{E}_Z \left\{ \tanh \left(\frac{1 + \rho_m(\sigma) Z}{\rho_m^2(\sigma)} \right) \right\} \quad (69)$$

for m and then minimizing $\mathcal{L}_m(\sigma)$ over the union of the solution set and the set of boundary points $\{0, 1\}$.

The fixed-point equation describes the extreme points of the free energy; see Appendix B. Following the fact that the information rate and the free energy behave the same¹⁵ in m , it is concluded that m^* is the global minimizer¹⁶ of $\mathcal{L}_m(\sigma)$ within interval $m \in [0, 1]$. The information rate is plotted in terms of m for $\lambda = 1$ and $\lambda = 2$ in Fig. 1, where we set $\sigma^2 = 0.1$ and $R = 1.76$. The solution m^* is further shown for both curves in the figure.

Given the above derivations, we now study the asymptotic characteristics of the optimal Bayesian learning algorithm for different choices of λ . Before, we start with the investigations, let

¹⁵Remember that the information rate is simply a shifted version of the normalized free energy; see (61).

¹⁶This further clarifies the appellation.

us derive a simple lower- and an upper-bound on the information rate which is useful throughout the investigations.

Corollary 2: *Let m^* be the overlap. Then, there exists $0 \leq C_{m^*} \leq 1$, such that*

$$\mathcal{I}(\sigma) = \frac{1}{2} \left[\log(1 + \xi_{m^*}(\sigma)) + \frac{(C_{m^*} + m^*)R}{\rho_{m^*}^2(\sigma)} \right] - R \log \cosh \left(\frac{1}{\rho_{m^*}^2(\sigma)} \right). \quad (70)$$

Proof. The proof follows Jensen's inequality. The functions $\log(\cdot) : (0, \infty] \mapsto \mathbb{R}$ and $\log \cosh(\cdot) : \mathbb{R} \mapsto [0, \infty]$ are concave and convex, respectively. We hence can write

$$\mathbb{E} \left\{ \log \cosh \left(\frac{1 + \rho_m(\sigma) Z}{\rho_m^2(\sigma)} \right) \right\} \leq \log \mathbb{E} \left\{ \cosh \left(\frac{1 + \rho_m(\sigma) Z}{\rho_m^2(\sigma)} \right) \right\}, \quad (71a)$$

$$= \log \exp \left\{ \frac{1}{2\rho_m^2(\sigma)} \right\} \cosh \left(\frac{1}{\rho_m^2(\sigma)} \right), \quad (71b)$$

$$= \frac{1}{2\rho_m^2(\sigma)} + \log \cosh \left(\frac{1}{\rho_m^2(\sigma)} \right), \quad (71c)$$

using the concavity of $\log(\cdot)$, and

$$\mathbb{E} \left\{ \log \cosh \left(\frac{1 + \rho_m(\sigma) Z}{\rho_m^2(\sigma)} \right) \right\} \geq \log \cosh \left(\mathbb{E} \left\{ \frac{1 + \rho_m(\sigma) Z}{\rho_m^2(\sigma)} \right\} \right), \quad (72a)$$

$$= \log \cosh \left(\frac{1}{\rho_m^2(\sigma)} \right), \quad (72b)$$

from the convexity of $\log \cosh(\cdot)$. By substituting into (66), we can show that $\mathcal{L}_m(\sigma)$ is bounded from below as

$$\mathcal{L}_m(\sigma) \geq \frac{1}{2} \left[\log(1 + \xi_m(\sigma)) + \frac{mR}{\rho_m^2(\sigma)} \right] - R \log \cosh \left(\frac{1}{\rho_m^2(\sigma)} \right), \quad (73)$$

and from above as

$$\mathcal{L}_m(\sigma) \leq \frac{1}{2} \left[\log(1 + \xi_m(\sigma)) + \frac{(1+m)R}{\rho_m^2(\sigma)} \right] - R \log \cosh \left(\frac{1}{\rho_m^2(\sigma)} \right), \quad (74)$$

We therefore conclude that there exists $0 \leq C_m \leq 1$, such that

$$\mathcal{L}_m(\sigma) = \frac{1}{2} \left[\log(1 + \xi_m(\sigma)) + \frac{(C_m + m)R}{\rho_m^2(\sigma)} \right] - R \log \cosh \left(\frac{1}{\rho_m^2(\sigma)} \right). \quad (75)$$

By setting $\mathcal{I}(\sigma) = \mathcal{L}_{m^*}(\sigma)$, the proof is concluded. \square

A. Classical Case: Linear Generative Model

The classical linear model is studied by setting $\lambda = 1$ in the given results. This is a widely-studied setting whose replica analysis is given in various lines of work in the literature, e.g., [2], [3], [9], [10], [13]. We start our investigation by considering the overlap for this field. An initial finding in this respect is given in the following lemma:

Lemma 1 (Inference guarantee): *The overlap of linear model is always non-zero.*

Proof. For $\lambda = 1$, the term $\rho_m(\sigma)$ reduces to

$$\rho_m(\sigma) = \sqrt{R(\sigma^2 + 1 - m)}. \quad (76)$$

By substituting in the fixed-point equation, it is observed that $m = 0$ is not a solution for any R and σ . This concludes that $m = 0$ is not an saddle point of $\mathcal{L}_m(\sigma)$, or equivalently

$$\frac{\partial}{\partial m} \mathcal{L}_m(\sigma) \big|_{m=0} \neq 0, \quad (77)$$

for any choice of R and σ . We now show that there exists always a point $m \in [0, 1]$ for which $\mathcal{L}_m(\sigma)$ is smaller than $\mathcal{L}_0(\sigma)$: Let us define the Gaussian random variable \tilde{Z} as

$$\tilde{Z} := \frac{1 + \rho_0(\sigma) Z}{\rho_0^2(\sigma)}, \quad (78)$$

for $Z \sim \mathcal{N}(0, 1)$. The derivative of $\mathcal{L}_m(\sigma)$ at $m = 0$ is then determined in terms of \tilde{Z} as

$$\frac{\partial}{\partial m} \mathcal{L}_m(\sigma) \big|_{m=0} = \frac{R^2}{2\rho_0^2(\sigma)} \left(1 - \mathbb{E} \left\{ \tanh \tilde{Z} \right\} - \rho_0^2(\sigma) \mathbb{E} \left\{ \tilde{Z} \tanh \tilde{Z} \right\} \right). \quad (79)$$

Noting that $\tilde{Z} \sim \mathcal{N}(1/\rho_0^2(\sigma), 1/\rho_0^2(\sigma))$, one can use integration by parts to show that

$$\mathbb{E} \left\{ \tilde{Z} \tanh \tilde{Z} \right\} = \frac{1}{\rho_0^2(\sigma)} \mathbb{E} \left\{ 1 + \tanh \tilde{Z} - \tanh^2 \tilde{Z} \right\}. \quad (80)$$

As the result, we have

$$\frac{\partial}{\partial m} \mathcal{L}_m(\sigma) \big|_{m=0} = \frac{R^2}{2\rho_0^2(\sigma)} \left(\mathbb{E} \left\{ \tanh^2 \tilde{Z} \right\} - 2\mathbb{E} \left\{ \tanh \tilde{Z} \right\} \right) \leq 0. \quad (81)$$

Considering (77) and (81), we conclude that for any $R > 0$ and σ , $\mathcal{L}_m(\sigma)$ decreases in m at $m = 0$. This leads to this conclusion that there exists a point \tilde{m} in the right neighborhood of $m = 0$ for which we have $\mathcal{L}_{\tilde{m}}(\sigma) \leq \mathcal{L}_0(\sigma)$; therefore, $m = 0$ cannot be the global minimizer of $\mathcal{L}_m(\sigma)$ on $[0, 1]$. \square

Non-zero overlap indicates that in the linear model the learned symbol are always correlated to the true labels. This is in fact an intuitive observation which confirms a rather known property: Linear models always carry information about the model parameters.

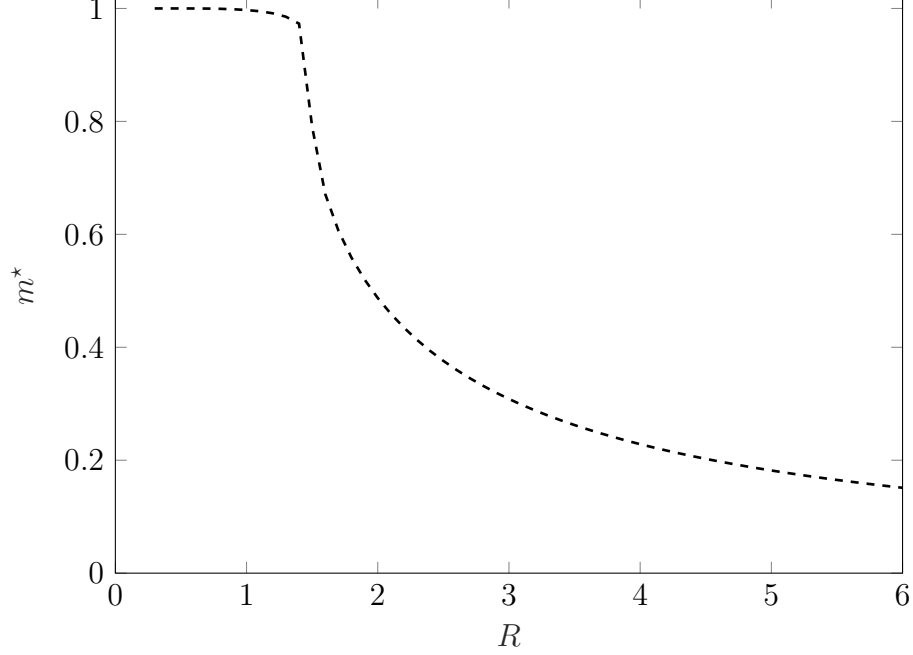


Fig. 2: Overlap m^* versus R for the linear field, i.e., $\lambda = 1$, and $\sigma^2 = 0.1$. The overlap in this case never touches the line $m^* = 0$.

In general, the overlap is a decreasing function of the load R : For smaller R the problem is better determined, and hence the learned labels are more correlated to the true symbols¹⁷. This is shown in Fig. 2, where we plot the overlap m^* against R for $\sigma^2 = 0.1$.

We now consider the information rate $\mathcal{I}(\sigma)$ and investigate its behavior. To this end, we plot the information rate against the load R in Fig. 3 for the same setting, i.e., $\sigma^2 = 0.1$. For sake of comparison, we further plot the upper-bound

$$\mathcal{I}(\sigma) = \lim_{N \uparrow \infty} \frac{1}{N} I(\mathbf{s}; \mathbf{y} | \mathcal{V}) \leq \frac{1}{N} H(\mathbf{s} | \mathcal{V}) = R \log 2. \quad (82)$$

As the figure shows, the curves are closely consistent up to some critical load at which the information rates starts to saturate. The initial observation further depicts that the critical load corresponds to the point on Fig 2 where m^* starts to deviate from the extreme case of $m^* = 1$.

¹⁷This is in fact true for noisy observations. For the case of $\sigma^2 = 0$, however, the phase transition occurs with different scaling. Namely, to have an overlap smaller than one, one needs to let the load to be scaled logarithmically (or faster) with the dimension; see [58] for more details.

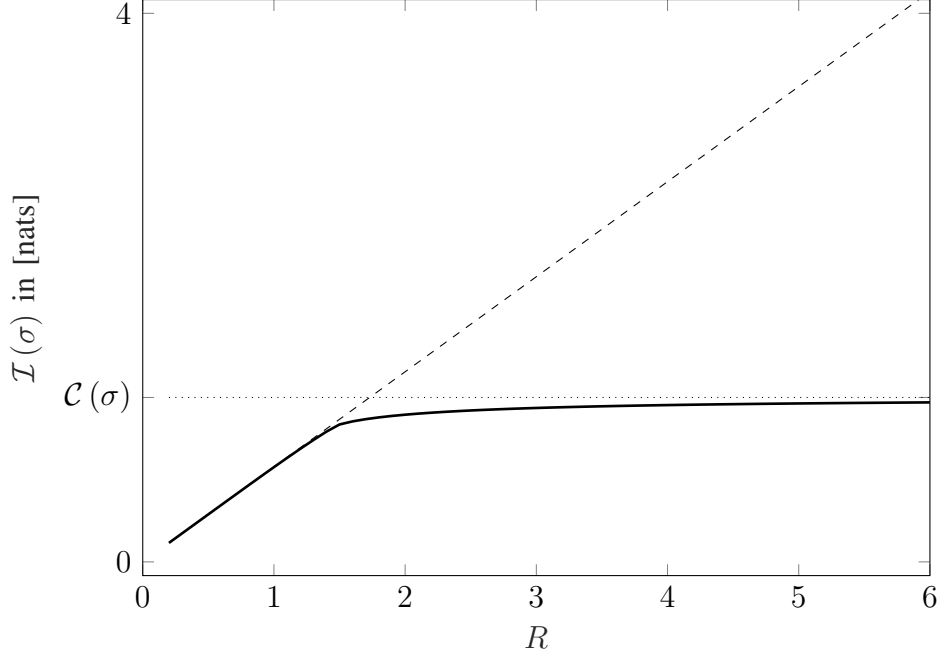


Fig. 3: Information rate versus R for the linear field, i.e., $\lambda = 1$, and $\sigma^2 = 0.1$. The upper-bound $R \log 2$ is shown by a dashed line. Shannon's limit on the information rate, i.e., the capacity of the Gaussian channel, is further denoted by $\mathcal{C}(\sigma)$; see the explicit definition in (92).

To further examine the generality of this finding, we use Corollary 2: Replacing $\rho_m(\sigma)$ with (76), and then substituting into Corollary 2, we have

$$\mathcal{I}(\sigma) = \frac{1}{2} \left[\log \left(1 + \frac{1 - m^*}{\sigma^2} \right) + \frac{C_{m^*} + m^*}{\sigma^2 + 1 - m^*} \right] - R \log \cosh \left(\frac{1}{R(\sigma^2 + 1 - m^*)} \right). \quad (83)$$

We now consider the extreme cases: We start with the perfect recovery case in which $m^* = 1$. In this case, we can write

$$\mathcal{I}(\sigma) = \frac{C_1 + 1}{2\sigma^2} - R \log \cosh \left(\frac{1}{R\sigma^2} \right). \quad (84)$$

Assuming that σ^2 is small enough, we can further use the approximation

$$\log \cosh(x) \approx |x| - \log 2, \quad (85)$$

for large x and conclude that

$$\mathcal{I}(\sigma) \approx \frac{C_1 - 1}{2\sigma^2} + R \log 2. \quad (86)$$

It is easy to check that $C_1 \approx 1$, and that C_{m^*} starts to decrease as m^* decreases. We hence heuristically conclude that in the perfect recovery region¹⁸

$$\mathcal{I}(\sigma) \approx R \log 2. \quad (87)$$

This is intuitive, since in this case we have

$$\frac{1}{N} H(\mathbf{s}|\mathcal{V}) = 0, \quad (88)$$

due to perfect recovery, i.e., $m^* = 1$, and hence the end-to-end model reduces to a reversible noise-free transform for which the information rate is equal to the entropy rate of the labels.

Now, let us consider another extreme case: The information rate starts to deviate from the $R \log 2$ line, as m^* starts to decrease. Assume $R \gg 1$ which means that $m^* = \epsilon$ for some small $\epsilon > 0$; remember Fig. 2. In this case, we can write

$$\mathcal{I}(\sigma) = \frac{1}{2} \left[\log \left(1 + \frac{1-\epsilon}{\sigma^2} \right) + \frac{C_\epsilon + \epsilon}{\sigma^2 + 1 - \epsilon} \right] - R \log \cosh \left(\frac{1}{R(\sigma^2 + 1 - \epsilon)} \right). \quad (89)$$

Noting that $\log \cosh(x) \approx 0$ for small x , we conclude that

$$\mathcal{I}(\sigma) \approx \frac{1}{2} \left[\log \left(1 + \frac{1-\epsilon}{\sigma^2} \right) + \frac{C_\epsilon + \epsilon}{\sigma^2 + 1 - \epsilon} \right]. \quad (90)$$

By taking the limit $R \uparrow \infty$, we can neglect ϵ and C_ϵ and write

$$\lim_{R \uparrow \infty} \mathcal{I}(\sigma) = \frac{1}{2} \log \left(1 + \frac{1}{\sigma^2} \right), \quad (91)$$

which is also shown in Fig. 3. This limit is in fact the information capacity of the Gaussian channel which we denote in the sequel by

$$\mathcal{C}(\sigma) = \frac{1}{2} \log \left(1 + \frac{1}{\sigma^2} \right). \quad (92)$$

This conclusion recovers similar results developed earlier in the context of spectral efficiency analysis for randomly spread code division multiple access techniques; see for example [59]–[61].

The above finding is further intuitive: By increasing the entropy of the labels, i.e., increasing R , the information rate can increase up to the capacity of the end-to-end channel, following Shannon's channel coding theorem [51]. By exceeding this limit, a fraction of the labels, i.e.,

$$\frac{1}{N} H(\mathbf{s}|\mathcal{V}) - \mathcal{C}(\sigma) = R \log 2 - \mathcal{C}(\sigma), \quad (93)$$

are recovered wrongly, leading to $m^* < 1$.

¹⁸Here, σ^2 is small but fixed. However, by setting R small enough, we can send C_{m^*} very close to one.

The result in (90) further shows a key finding: Since for the linear field, we have¹⁹ $m^* \neq 0$, we can conclude that we never reach the upper limit $\mathcal{C}(\sigma)$ by the linear field. This is in fact the other side of the inference guarantee feature given by a linear model. We summarize the findings as follows:

Conclusion 1 (Inference via the linear field): *Observations from the linear field always contain some information about the true labels, i.e., $m^* \neq 0$. On the other side, perfect inference, i.e., $m^* \neq 1$, is achieved at a rate R^* which is smaller than Shannon's limit, i.e., $R^* < \mathcal{C}(\sigma)$.*

B. Quadratic Generative Model

For nonlinear fields, i.e., $\lambda > 1$, it is straightforward to show that $m = 0$ is always a solution of the fixed-point equation (69). This means that $\mathcal{L}_m(\sigma)$ has a local optimum at $m = 0$. In general, $m = 0$ can be a local minimizer or maximizer. As a result, one conjectures that under some conditions, the overlap can be exactly zero for $\lambda > 1$. This is the extreme case of *independent inference* which is not achievable in a linear model. To validate this conjecture, we start with the special case of purely quadratic Gaussian field in this section, i.e., we consider $\lambda = 2$. The following lemma confirms the feasibility of $m^* = 0$ for the quadratic field:

Lemma 2 (Independent inference via the quadratic field): *Consider the purely quadratic field, i.e., $\lambda = 2$, and define the threshold load*

$$R_{\text{Th}} = \frac{2}{\sigma^2 + 1}. \quad (94)$$

For this field, the extreme point $m = 0$ is a local minimizer of the modified free energy function $\mathcal{L}_m(\sigma)$, if $R > R_{\text{Th}}$ and is a local maximizer if $R < R_{\text{Th}}$.

Proof. By taking the second derivative of $\mathcal{L}_m(\sigma)$ with respect to m and using the fact that at an extreme point m

$$m = \mathbb{E}_Z \left\{ \tanh \left(\frac{1 + \rho_m(\sigma) Z}{\rho_m^2(\sigma)} \right) \right\} = \mathbb{E}_Z \left\{ \tanh^2 \left(\frac{1 + \rho_m(\sigma) Z}{\rho_m^2(\sigma)} \right) \right\}, \quad (95)$$

one can show that the second derivative at $m = 0$ is positive, when $R > R_{\text{Th}}$ and is negative when $R < R_{\text{Th}}$. This concludes the proof. \square

¹⁹See Lemma 1.

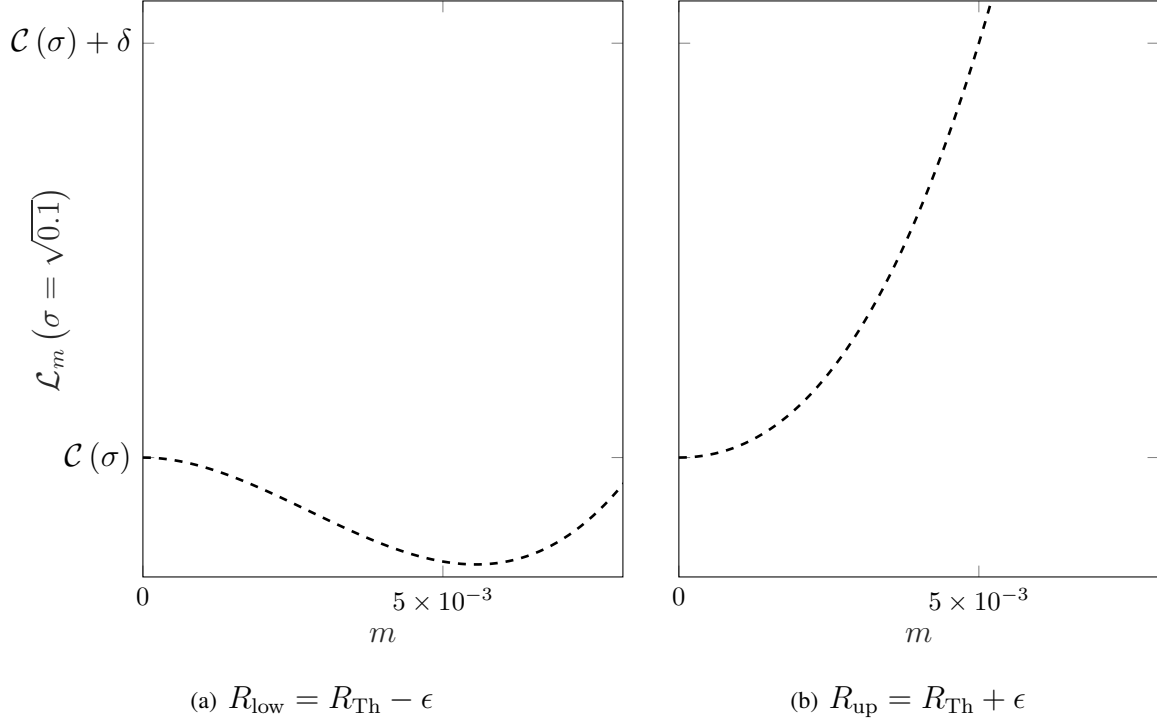


Fig. 4: Modified free energy $\mathcal{L}_m(\sigma)$ versus m for $\lambda = 2$ considering a small deviation $\epsilon = 0.01$ below (figure (a)) and above (figure (b)) the threshold load R_{Th} . At $m = 0$, $\mathcal{L}_m(\sigma) = \mathcal{C}(\sigma = \sqrt{0.1}) = 1.989$. Variations on the vertical axis of the figure are in the order of 10^{-8} ; for instance, the difference between the upper and lower labels on the vertical axis is $\delta = 9.9 \times 10^{-8}$.

Considering the purely quadratic field, Lemma 2 indicates that by passing the threshold load, $m = 0$ becomes a candidate for overlap. We now examine this result by a simple experiment shown in Fig. 4. In this figure, the modified free energy term, i.e., $\mathcal{L}_m(\sigma)$, has been plotted for the purely quadratic field against m at two different loads $R_{\text{low}} = R_{\text{Th}} - \epsilon$ and $R_{\text{up}} = R_{\text{Th}} + \epsilon$ for $\epsilon = 0.01$ assuming $\sigma^2 = 0.1$. As the figure shows, the extreme point $m = 0$ changes its nature from a maximizer to a minimizer, as we pass the threshold load immediately. It is worth noting that variations on the vertical axis of the figure are in the order of 10^{-8} . For instance, the lower label on the vertical axis of both sub-figures corresponds to the modified free energy at $m = 0$ which for σ^2 is given by $\mathcal{L}_0(\sqrt{0.1}) = \mathcal{C}(\sqrt{0.1}) = 1.989$. The upper label is only $\delta = 9.9 \times 10^{-8}$ larger than the lower one.

We now plot the modified free energy at multiple loads and take a look on the behavior of the global minimizer. Fig. 5 shows the global minimizer for $0.8R_{\text{Th}}$ and $1.2R_{\text{Th}}$. Interestingly, the

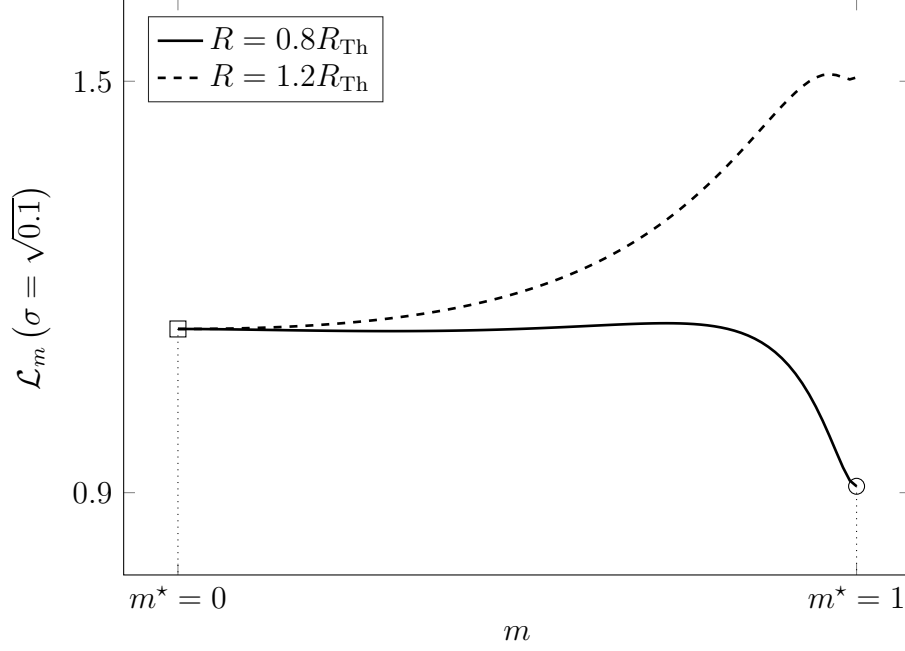


Fig. 5: Modified free energy $\mathcal{L}_m(\sigma)$ versus m for $\lambda = 2$ at load $0.8R_{\text{Th}}$ (solid line) and $1.2R_{\text{Th}}$ (dashed line). The overlap jumps from $m^* = 1$ to $m^* = 0$ as the threshold load R_{Th} is passed.

global minimizer is jumping from $m^* = 1$ to a $m^* = 0$ quickly. This behavior is depicted more clearly in Fig. 6, where we plot the overlap m^* against the load for the same noise variance $\sigma^2 = 0.1$. As the figure shows, the overlap changes from $m^* \neq 0$ to $m^* = 0$, as we pass the threshold load. The nature of this *phase transition* is illustrated as follows: Starting from a very small load, i.e., $R \approx 0$, the point $m = 0$ is a local maximizer and the global minimum occurs at $m^* = 1$. By increasing the load, a local minimum appears at a point $m \in (0, 1)$ close to $m = 0$. This local minimum passes the local minimum at $m = 1$ as we set the load $R > R^*$, for a critical load R^* denoted in the figure. Therefore, for $R > R^*$, this point becomes the global minimizer of the free energy. This global minimizer tends to the point $m = 0$ as the load approaches the threshold value R_{Th} . The point $m = 0$ changes to a local minimizer as the load passes R_{Th} and almost immediately becomes the *global* minimizer.

The behavior in Fig. 6 shows a *first-order phase transition* at R^* and a *second-order phase transition* at R_{Th} . To confirm the validity of this experimental conclusion, we further plot the maximum convergence time to a local extreme point against the load in Fig. 7. In this figure, we iteratively solve the fixed-point equation (69). The algorithm starts from an initial point

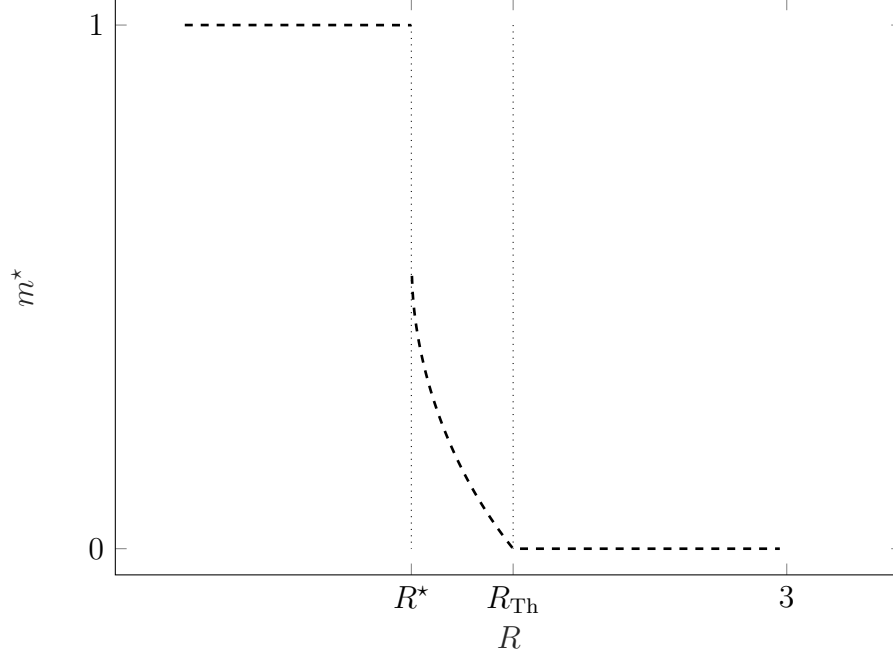


Fig. 6: Overlap m^* against load R for the purely quadratic field, i.e., $\lambda = 2$. The result shows a first-order phase transition. The threshold load is indicated in the figure.

$m_0 \in (0, 1)$ and iterates till it converges to a solution. This solution is a local extreme point. For a given load, we sweep m_0 on a fine grid with 100 points on the interval $(0, 1)$ and find the maximum number of iterations required to converge, where we maximize over the grid. As the convergence criteria, we stop iterating at the iteration in which the value of m is deviated from its value in the previous iteration less than 10^{-10} , i.e., $|m_t - m_{t-1}| < 10^{-10}$ with m_t denoting the value of m in iteration t .

The result shows a *critical slowing down* at load R_{Th} . As the figure shows, the runtime shows a small spike at R^* where the local minimum in the middle of the interval $[0, 1]$ becomes the global minimum. The other spike occurs at R_{Th} , where the curvature at $m = 0$ changes. In the considered fine grid, the algorithm does not converge at R_{Th} . This observation reports the well-known phenomenon of *critical slowing down* which is a sign for a first-order phase transition at R^* and a second-order phase transition at R_{Th} . In fact, the latter is due to the zero curvature of the curve which leads to an infinite number of iterations for convergence and describes a second-order phase transition. However, the former phase transition corresponds to this phenomenon that an already-existing local minimum passes the local minimum at $m = 1$

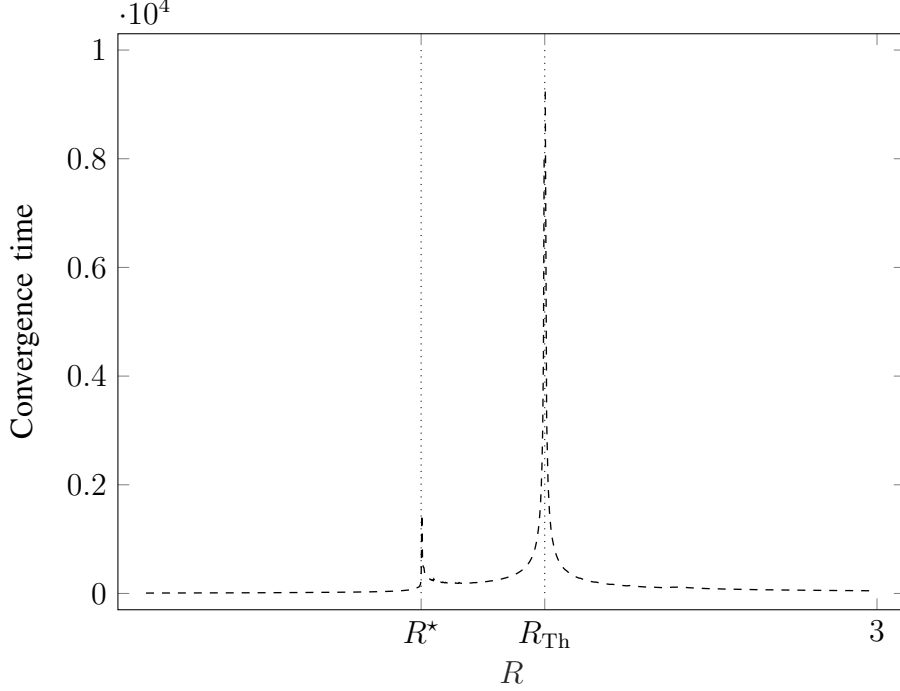


Fig. 7: Convergence time against load R for the purely quadratic field, i.e., $\lambda = 2$. The result shows a critical slow-down at R_{Th} . This indicates a second-order phase transition at R_{Th} and a first-order phase transition at R^* .

and becomes the global minimum. More details on the critical slowing down phenomenon and its connection to the phase transition can be found in [62], [63].

Although R_{Th} is the only one which is derived analytically, we are also interested on the critical load R^* from inference viewpoint. In fact, R^* represents the load at which we transit from the initial state of *perfect learning* of labels to the state of *erroneous learning*. We call the former state, the state of *all* labels being recovered and the latter state, the state of *some* labels being inferred. The second critical load R_{Th} then indicates the load at which we get into a new state with *zero-information learning*. We call this new state, the state of *nothing* being recovered. This new state does not exist in linear models, as our conclusions illustrate that $m^* \neq 0$ for the linear field. A summary of the findings for $\lambda = 2$ is given below:

Conclusion 2 (Inference on a quadratic generative model): *Observations from a purely quadratic generative model show a first-order and a second-order phase transition with respect to the load: Below a critical load R^* , perfect inference is achieved. At the critical load, a first-order phase transition occurs, where the overlap jumps from $m^* = 1$ to some $m^* \neq 0$. At the threshold load*

$R_{\text{Th}} > R^*$, the overlap shows a second-order phase transition and becomes exactly zero. This means that by surpassing the threshold load, the learned labels contain no information about the true labels anymore.

C. Higher-order Nonlinear Generative Models

For higher-order fields, i.e., $\lambda \geq 3$, the detailed analytic investigations of the first-order phase shift is not trivial. Nevertheless, the numerical investigations and intuition behind the problem suggest the following conjecture: For larger choices of λ , the problem shows the same behavior with two major changes

- 1) The threshold load, at which the curvature of $\mathcal{L}_m(\sigma)$ at $m = 0$ changes, reduces by growth of λ . Analytical derivation of the threshold load for higher-order fields is not trivial; however, numerical searches suggest that either the threshold load drops significantly for $\lambda \geq 3$ or it is zero, i.e., the curvature change happens at $R_{\text{Th}} = \epsilon$, where either $\epsilon \approx 0$ or $\epsilon = 0$ for higher-order fields. Our finite resolution searches failed to find this load for $\lambda \geq 3$. This means that for higher fields $m = 0$ is (almost) always a local minimum.
- 2) The load interval in which the local minimum within the interval $m \in (0, 1)$ becomes the global minimum shrinks rapidly with λ . This means that at higher-orders, the overlap jumps at a critical load R^* directly from *all recovered* state, i.e., $m^* = 1$, to the state of *nothing* being recovered, i.e., $m^* = 0$. This is an interesting known phenomenon, often referred to as *all-or-nothing* phenomenon, which is seen in various other inference problems; see for example [64]–[69].

The above discussions are summarized with some heuristics as follows: For $\lambda \geq 3$, the modified free energy $\mathcal{L}_m(\sigma)$ contains three local extreme points: $m = 0$, $m = m_0$ for $0 < m_0 < 1$ and $m = 1$. The boundary points $m = 0$ and $m = 1$ are local minima, and $m = m_0$ is a local maximum. Starting with small loads, the local minimum at $m = 1$ is smaller than the one at $m = 0$ and hence the overlap reads $m^* = 1$. By increasing the rate, $\mathcal{L}_1(\sigma)$ starts to increase while $\mathcal{L}_0(\sigma) = \mathcal{C}(\sigma)$ remains unchanged. As we surpass a critical load, i.e., for $R > R^*$ for some R^* , $\mathcal{L}_1(\sigma) > \mathcal{L}_0(\sigma)$ and hence $m = 0$ becomes the global minimizer which concludes $m^* = 0$. From the channel coding theorem of Shannon, we expect that the critical load reads

$$R^* = \frac{\mathcal{C}(\sigma)}{\log 2}. \quad (96)$$

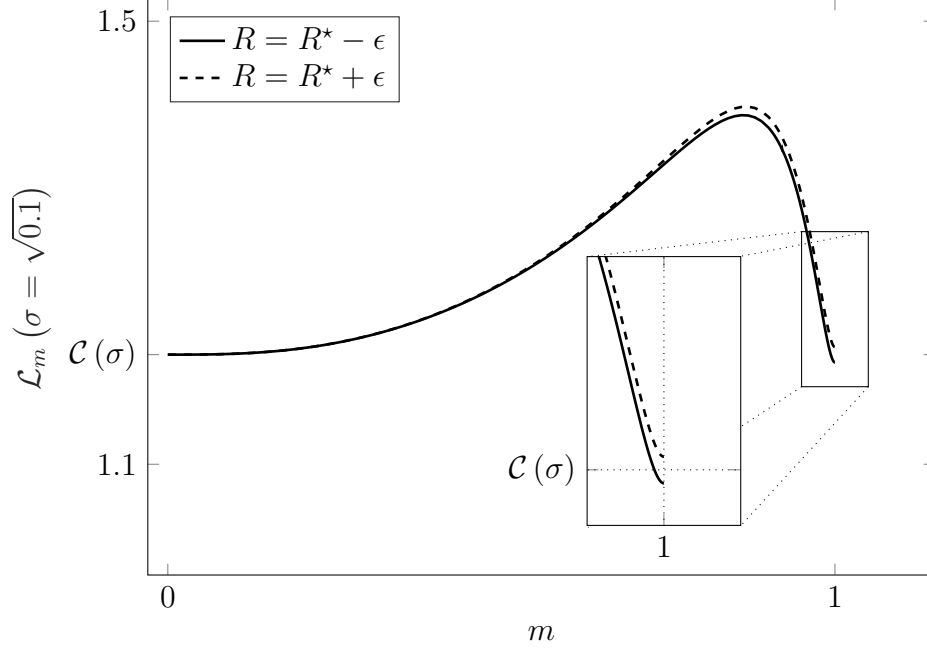


Fig. 8: Modified free energy $\mathcal{L}_m(\sigma)$ against m for $\lambda = 3$ considering $\sigma^2 = 0.1$. The figure is plotted for $R = R^* - \epsilon$ (solid line) $R = R^* + \epsilon$ (dashed line), where we set $R^* = \mathcal{C}(\sigma) / \log 2$ and $\epsilon = 0.01$. At the critical load, the values at $m = 0$ and $m = 1$ coincide up to numerical errors.

Numerical investigations confirm this conjecture; see Figs.8 and 9. We give a heuristic proof to this conjecture later on.

The all-or-nothing phenomenon, along with a numerical validation of our conjecture, is illustrated in Fig. 8 where we plot the modified free energy $\mathcal{L}_m(\sigma)$ against m for small deviations below and above the conjectured critical load $R^* = \mathcal{C}(\sigma) / \log 2$, i.e., we set $R = R^* - \epsilon$ (solid line) and $R = R^* + \epsilon$ (dashed line) for $\epsilon = 0.01$. As the figure shows surpassing the critical load, $\mathcal{L}_1(\sigma)$ passes $\mathcal{C}(\sigma) = \mathcal{L}_0(\sigma)$, and hence the global minimum jumps from $m^* = 1$ to $m^* = 0$. This jump is shown from another perspective in Fig. 9, in which we plot the overlap against the load for $\lambda = 3$ and 5. As the figure shows, the phase transition happens at $\mathcal{C}(\sigma) / \log 2$ for both of them, and the curves are not numerically distinguishable. This result further explains the findings by Sourlas in [24].

Remark 2: *The Gaussian random field can be observed as the encoder of the random coding scheme introduced by Sourlas in [24]. A related side-note in this respect is the dimensional scaling of Sourlas' coding: Similar to Shannon's random coding approach, Sourlas' coding*

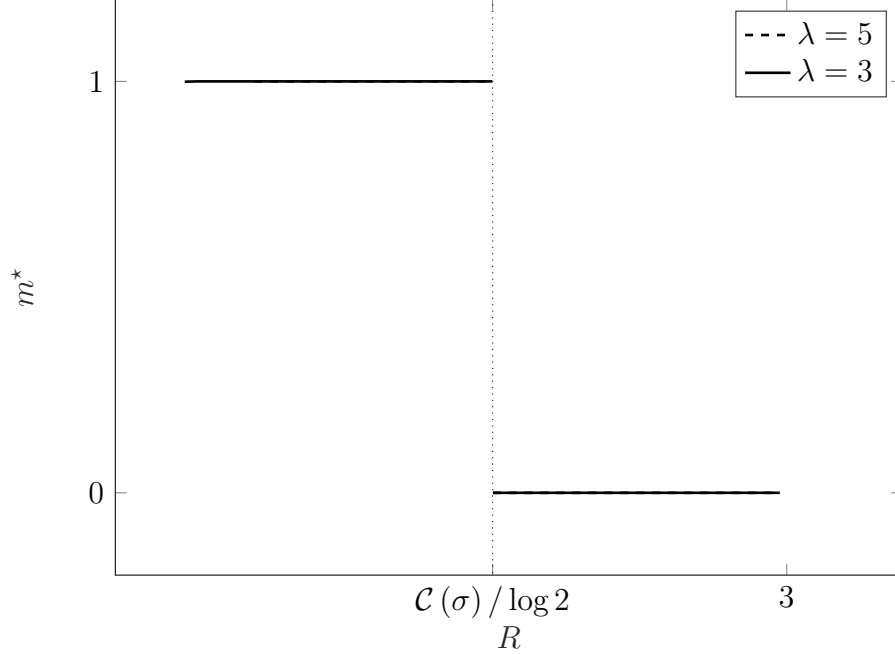


Fig. 9: Overlap m^* against load R for $\lambda = 3$ and $\lambda = 5$. The results show a first-order phase transition at the channel capacity from $m^* = 1$ to $m^* = 0$. This demonstrates the all-or-nothing phenomenon in higher order models. As one can observe, the curves for $\lambda = 3$ and $\lambda = 5$ are not numerically distinguishable.

directly maps the message into a real-valued sequence²⁰. On the other hand, Fig. 9 indicates that Sourlas' coding achieves the channel capacity with a pure cubic Gaussian random field. This observation demonstrates a significant drop in the codebook size: Unlike Shannon's random coding, in which a codebook with an exponentially large number of random entries is required, this code requires a generator function whose number of random components scales only cubically with the message length. This is an interesting finding and is worth further investigations.

We now focus on the information rate achieved by higher-order fields and try to derive heuristically the critical load: With higher order-fields, we roughly have two possible candidates for the global minimum; namely, $m = 1$ and $m = 0$. For the former case, we can follow the same lines of justifications as in (83)-(87) to show that

$$\mathcal{L}_1(\sigma) \approx R \log 2. \quad (97)$$

²⁰This is in contrast to known coding schemes whose operations are performed in a finite field.

For the latter one, it is straightforwardly shown by substituting $m = 0$ into (66) that

$$\mathcal{L}_0(\sigma) = \mathcal{C}(\sigma). \quad (98)$$

The global optimum is hence found by comparing these two values: We have $m^* = 1$, if

$$\mathcal{L}_1(\sigma) \leq \mathcal{L}_0(\sigma). \quad (99)$$

Using the approximated value for $\mathcal{L}_1(\sigma)$, we can conclude that $m^* = 1$, if

$$R \leq \frac{\mathcal{C}(\sigma)}{\log 2}. \quad (100)$$

Consequently, $m^* = 0$, if R exceeds this critical load.

Based on this heuristic justification, as well as the numerical validations, we have the following conjecture for higher-order Gaussian fields:

Conjecture 1: *There exists an order $\lambda_0 \geq 3$, such that for $\lambda \geq \lambda_0$, the overlap reads*

$$m^* = \begin{cases} 1 & R \leq \frac{\mathcal{C}(\sigma)}{\log 2} \\ 0 & R > \frac{\mathcal{C}(\sigma)}{\log 2} \end{cases}, \quad (101)$$

and the information rate is given by

$$\mathcal{I}(\sigma) = \begin{cases} R \log 2 & R \leq \frac{\mathcal{C}(\sigma)}{\log 2} \\ \mathcal{C}(\sigma) & R > \frac{\mathcal{C}(\sigma)}{\log 2} \end{cases}. \quad (102)$$

The evidence for (101) is simply what we observe in Fig 9. To examine (102), we further sketch $\mathcal{I}(\sigma)$ against the load for $\lambda = 3$ in Fig. 10. The figure suggests that $\lambda_0 = 3$ in the conjecture, since the curve for $\lambda = 3$ meets the conjectured curve almost perfectly.

We summarize the findings for $\lambda \geq 3$ as follows:

Conclusion 3 (Inference on higher-order generative models): *Bayesian estimation for nonlinear generative models of higher-order, i.e., $\lambda \geq 3$ experiences the all-or-nothing phenomenon: Below a critical load, perfect inference, i.e., $m^* = 1$, is achieved. By surpassing the critical load, the learned labels contain no information about the true labels anymore, i.e., the overlap jumps from $m^* = 1$ to $m^* = 0$. The critical load meets Shannon's limit.*

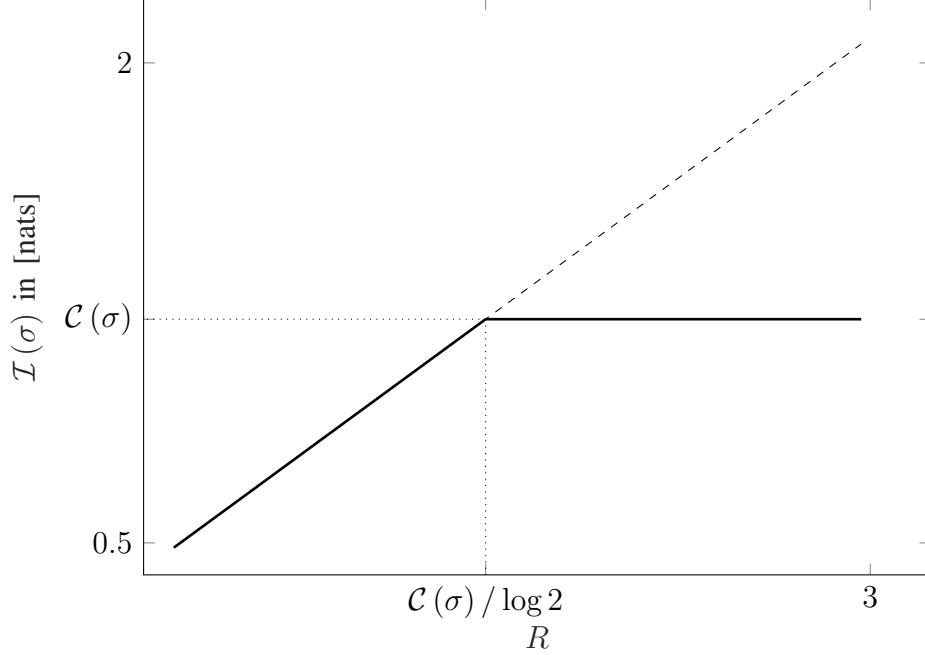


Fig. 10: Information rate against load for $\lambda = 3$. Although $\lambda = 3$, the figure tightly matches the conjecture.

V. COMMENTS ON SECURE LEARNING

Our findings lead us to an interesting conclusion: In settings in which we need a phase transition in the outcome of the learning algorithm, we can use nonlinear models. Instances of such settings are those with secrecy constraints. In these settings, the samples in \mathbf{y} are observed by two terminals: a legitimate terminal and a malicious one. The desired behavior in this setting is to enable the legitimate terminal to learn the labels perfectly while the malicious one receives zero information from its eavesdropping.

The secure transmission setting in its generic form is studied by Wyner in [36]. Wyner finds a maximum load for secure transmission, similar to the one given by Shannon for reliable transmission. The limit indicates that in a *wiretap* setting, the maximum load for which a *perfectly* secure transmission is achievable is given by the difference between Shannon's limits for the legitimate and the eavesdropping channels. A short introduction to Wyner's results and its extension to Gaussian channels is given in Appendix D.

Considering the conclusions in the previous section, one can conjecture that the same behavior as the one explained by Wyner is observed in our setting when the generative model is *strictly nonlinear*: In this case, it is enough to degrade the channel to the malicious terminal, such that

its corresponding threshold load falls below the system load. This guarantees that the overlap of this terminal is $m^* = 0$ which corresponds to independent inference.

In this section, we try to show that this conjecture is, in fact, correct. This leads to an interesting conclusion: For secure inference, it is enough to use higher-order Gaussian random fields. This not only re-discovers Wyner's result, but also specifies explicitly the model by which secure inference is enabled.

We start our investigations by considering a simple wiretap setting for our learning problem: A sequence of labels $\mathbf{s} \in \{\pm 1\}^K$ is observed through a nonlinear generative Gaussian model $\mathcal{V}(\cdot)$ of order λ . The transformed sequence $\mathbf{x} = \mathcal{V}(\mathbf{s}) \in \mathbb{R}^N$ is then observed by two terminals which know the model, i.e., $\mathcal{V}(\cdot)$: A legitimate terminal indexed by $i = 1$ and a malicious terminal indexed by $i = 2$. Terminal $i \in \{1, 2\}$ observes

$$\mathbf{y}_i = \mathbf{x} + \mathbf{w}_i, \quad (103)$$

where $\mathbf{w}_i \sim \mathcal{CN}(\mathbf{0}, \sigma_i^2 \mathbf{I}_N)$. To guarantee the feasibility of secure inference²¹, we set $\sigma_2^2 > \sigma_1^2$. Terminal i employs the optimal Bayesian algorithm to recover the labels. For this setting, we adopt the notion of *perfect* secrecy:

Definition 3 (Perfectly secure and reliable inference): *The inference is said to be asymptotically reliable and secure if for $N \uparrow \infty$, we have*

- *The overlap of the legitimate terminal is $m_1^* = 1$.*
- *The information rate to the malicious terminal is zero, i.e.,*

$$\lim_{N \uparrow \infty} \frac{1}{N} I(\mathbf{s}; \mathbf{y}_2 | \mathcal{V}) = 0. \quad (104)$$

In the above definition, the first constraint restricts the legitimate terminal to recover the labels asymptotically perfectly. The second constraint moreover enforces the information leakage to the malicious terminal to be zero.

A. Secure Inference via Nonlinear Generative Models

We now consider $\mathcal{V}(\cdot)$ to be a Gaussian random field with

$$\Phi(x) = x^\lambda. \quad (105)$$

²¹Wyner's result indicates that with $\sigma_1^2 < \sigma_2^2$, secure transmission is information-theoretically impossible.

Hence, the transformed sequence \mathbf{x} contains unit-variance Gaussian symbols. We further assume that λ is large, so that (101) and (102) are exact. To secure our learning model, we follow the strategy below:

- Generate $K_2 = \lceil N\mathcal{C}(\sigma_2) / \log 2 \rceil$ i.i.d. uniform labels

$$\mathbf{r} = [r_1, \dots, r_{K_2}]^\top. \quad (106)$$

- Add \mathbf{r} as a prefix to \mathbf{s} and permute the extended vector via a random permutation matrix $\mathbf{\Pi}$, i.e., construct the new sequence of labels $\tilde{\mathbf{s}} \in \{\pm 1\}^{K+K_2}$

$$\tilde{\mathbf{s}} = \mathbf{\Pi} [\mathbf{r}^\top, \mathbf{s}^\top]^\top, \quad (107)$$

for a permutation matrix $\mathbf{\Pi} \in \{0, 1\}^{(K+K_2) \times (K+K_2)}$ which is known to all parties in the setting, and whose permuted vector $\tilde{\mathbf{s}}$ has the following property: For $\ell \in [K_2]$, define the ℓ -th *bin*²² of $\tilde{\mathbf{s}}$ as

$$[\tilde{\mathbf{s}}]_\ell = \{\tilde{s}_k : k \in [(1 - \ell)B + 1 : \ell B]\}, \quad (108)$$

for the bin size

$$B = \left\lceil 1 + \frac{K}{K_2} \right\rceil. \quad (109)$$

Permutation $\mathbf{\Pi}$ guarantees that for every choice of $\ell \in [K_2]$, there exists only one symbol of \mathbf{r} in $[\tilde{\mathbf{s}}]_\ell$.

The randomized permutation applied by $\mathbf{\Pi}$ can be observed as the random binning approach; see [70]–[73] for more details on the random binning technique and its applications in information theory. Interestingly, the described property of the random permutation implies that there existence *exponentially* many permutations.

To secure the model, we pass $\tilde{\mathbf{s}}$ through the model $\mathcal{V}(\cdot) : \{\pm 1\}^{K+K_2} \mapsto \mathbb{R}^N$. The effective load of this model is defined by excluding the randomly generated labels, i.e., \mathbf{r} . We distinguish between the effective load and the system load by denoting the former with $R = K/N$ and the latter by $\tilde{R} = (K + K_2)/N$. R and \tilde{R} are related as

$$\tilde{R} = R + \frac{\mathcal{C}(\sigma_2)}{\log 2} + \epsilon_N \quad (110)$$

for some $\epsilon_N = \mathcal{O}(1/N)$ which tends to zero in the asymptotic regime.

²²We use this appellation due to its connection to the *random linear binning* approach; see [70].

We claim that using this simple modification, the inference in this model is perfectly secure and reliable in the large-system limit if the effective load satisfies

$$R < \frac{\mathcal{C}(\sigma_1) - \mathcal{C}(\sigma_2)}{\log 2}. \quad (111)$$

This upper-bound is in fact Wyner's asymptotic limit for the Gaussian wiretap channel [74].

In the sequel, we give a heuristic proof to this claim. We start the analysis by investigating the security constraint: By the chain-rule, we have

$$I(\tilde{\mathbf{s}}; \mathbf{y}_2 | \mathcal{V}) = I(\mathbf{r}, \mathbf{s}; \mathbf{y}_2 | \mathcal{V}), \quad (112a)$$

$$= I(\mathbf{s}; \mathbf{y}_2 | \mathcal{V}) + I(\mathbf{r}; \mathbf{y}_2 | \mathbf{s}, \mathcal{V}). \quad (112b)$$

Hence, the information leakage to the eavesdropper is given by

$$I(\mathbf{s}; \mathbf{y}_2 | \mathcal{V}) = I(\tilde{\mathbf{s}}; \mathbf{y}_2 | \mathcal{V}) - I(\mathbf{r}; \mathbf{y}_2 | \mathbf{s}, \mathcal{V}). \quad (113)$$

Noting that the system load $\tilde{R} \geq \mathcal{C}(\sigma_2) / \log 2$, we use (102) and write

$$\lim_{N \uparrow \infty} \frac{1}{N} I(\tilde{\mathbf{s}}; \mathbf{y}_2 | \mathcal{V}) = \mathcal{C}(\sigma_2). \quad (114)$$

This limit calculates the asymptotic information rate corresponding to the first term on the right hand side of (113).

To calculate the information rate corresponding to the second term in (113), we note that $I(\mathbf{r}; \mathbf{y}_2 | \mathbf{s}, \mathcal{V})$ calculates the mutual information in a modified model, where the recovery algorithm tries to recover \mathbf{r} while the true labels in \mathbf{s} are revealed to it: Let $\mathbf{s} = \mathbf{s}_0$ be known at both sides. Since \mathbf{s}_0 is known at the recovery algorithm, each bin of $\tilde{\mathbf{s}}$, which is constructed from \mathbf{s}_0 and \mathbf{r} via the random permutation $\mathbf{\Pi}$, can be seen as a uniform Bernoulli symbol²³. Since we have K_2 bins in this setting, the load in this new setting reads $K_2/N = \mathcal{C}(\sigma_2) / \log 2$, and thus we have

$$\lim_{N \uparrow \infty} \frac{1}{N} I(\tilde{\mathbf{s}}; \mathbf{y}_2 | \mathbf{s} = \mathbf{s}_0, \mathcal{V}) = \mathcal{C}(\sigma_2). \quad (115)$$

As the right hand side does not depend on \mathbf{s}_0 , we can conclude that

$$\lim_{N \uparrow \infty} \frac{1}{N} I(\tilde{\mathbf{s}}; \mathbf{y}_2 | \mathbf{s}, \mathcal{V}) = \mathcal{C}(\sigma_2). \quad (116)$$

²³Note that the bins are discrete random variables, and hence the information rate only depends on their distribution.

Finally, using the fact that $I(\mathbf{r}; \mathbf{y}_2 | \mathbf{s}, \mathcal{V}) = I(\tilde{\mathbf{s}}; \mathbf{y}_2 | \mathbf{s}, \mathcal{V})$, we have

$$\lim_{N \uparrow \infty} \frac{1}{N} I(\mathbf{r}; \mathbf{y}_2 | \mathbf{s}, \mathcal{V}) = \lim_{N \uparrow \infty} \frac{1}{N} I(\tilde{\mathbf{s}}; \mathbf{y}_2 | \mathbf{s}, \mathcal{V}) = \mathcal{C}(\sigma_2). \quad (117)$$

This concludes that

$$\lim_{N \uparrow \infty} \frac{1}{N} I(\mathbf{s}; \mathbf{y}_2 | \mathcal{V}) = 0, \quad (118)$$

which means that the information rate to the malicious terminal is zero for any choice of R .

For reliable inference, the legitimate terminal needs to infer perfectly all labels of $\tilde{\mathbf{s}}$ and remove the first K_2 labels. From the conjecture in (101), we know that this is achievable, if

$$\tilde{R} \leq \frac{\mathcal{C}(\sigma_1)}{\log 2}. \quad (119)$$

By plugging in (110) into (119) and sending ϵ_N to zero for asymptotically large N , we conclude that perfect inference is achieved if (111) is satisfied. Hence, (111) guarantees secure and reliable inference.

Remark 3: *Following Remark 2, one can have the same conclusion here: Our proposed secure coding scheme, achieves Wyner's limit with a codebook whose size grows cubically with the message length. This is a significant drop in the codebook size, compared with the random codebook of Wyner whose size scales exponentially.*

B. Connecting Fyodorov's Results to Wyner's

Although the model considered in [26] is different from what we study, related behaviors are reported in both studies. Fyodorov reports a second-order phase transition with respect to σ^2 for fields which do not contain linear terms. This phase transition breaks the replica symmetry of the problem and hence is specified via the full RSB solution. This symmetry breaking comes from the fact that the performance of the MAP algorithm, used for learning by Fyodorov, is described by the free energy at zero temperature at which the symmetry of the corresponding spin glass can be broken²⁴.

Given the fact that our considered learning algorithm is Bayesian optimal²⁵, such an asymmetry does not occur. We however observe phase transition with respect to the system setting, i.e., load.

²⁴For the linear field, the corresponding spin glass shows RS, even at zero temperature.

²⁵And hence, it is information-theoretically optimal too.

From the information-theoretic viewpoint, this is the same behavior: The input dimension, i.e., dimension of \mathbf{s} , in our setting is controlled by the load²⁶, while it is controlled by the SNR in Fyodorov's work²⁷. Our final conclusion is hence similar to what Fyodorov concludes: In strictly nonlinear Gaussian models, we can achieve perfect secrecy.

Our approach sketches a direct connection between Wyner's result and Gaussian random fields, and recovers the same limit for the Gaussian model. We now try to connect Fyodorov's result to Wyner's limit by investigating the same wiretap model. This investigation not only clarifies the connection between the two results, but also introduces an alternative secure coding approach. An advantage of this alternative approach is that it is more intuitive from practical viewpoints; however, as we will see, a downside is that it does not achieve Wyner's limit. We finally discuss the key sub-optimal point of this approach and explain the solution to this point which can be considered in future work.

Let us now start again with the wiretap setting described at the beginning of this section and specified by (103). We intend to transfer securely $K = NR$ labels to terminal 1 while keeping terminal 2 blind. Let $\mathbf{s} \in \{\pm 1\}^K$ denote the vector of labels. We follow these steps:

- We first apply *spherical source coding*: In this step, we choose 2^K distinct points on a scaled $(D-1)$ -sphere, i.e., we find $\mathbb{C} = \{\tilde{\mathbf{s}}_1, \dots, \tilde{\mathbf{s}}_{2^K}\}$ on the $(D-1)$ -dimensional hypersphere with radius $\sqrt{DP_S}$. We denote the minimum normalized distance between distinct points by $2d$; this means

$$2d = \min_{i \neq j \in [2^K]} \frac{\|\tilde{\mathbf{s}}_i - \tilde{\mathbf{s}}_j\|^2}{DP_S}. \quad (120)$$

The value of d is related to the *maximum normalized inner product* $p \in [0, 1]$ as $d = 1 - p$, where p is given by [75]

$$p = \max_{i \neq j \in [2^K]} \frac{\langle \tilde{\mathbf{s}}_i, \tilde{\mathbf{s}}_j \rangle}{P_S}. \quad (121)$$

To each outcome of \mathbf{s} , we allocate one distinct point $\tilde{\mathbf{s}}_k$ and refer to it as the *codeword*.

- In the second step, we select the codeword which corresponds to the given realization of \mathbf{s} and pass it through an order λ Gaussian field $\mathcal{V}(\cdot) : \mathbb{S}^{D-1} \mapsto \mathbb{R}^N$. We then add artificial noise to it: Let the selected codeword be $\tilde{\mathbf{s}}^* \in \mathbb{C}$, the secure transformed sequence is

$$\mathbf{x} = \mathcal{V}(\tilde{\mathbf{s}}^*) + \mathbf{w}_0, \quad (122)$$

²⁶Since we have a finite-alphabet input.

²⁷Since the input in [26] is continuous.

where $\mathbf{w}_0 \sim \mathcal{N}(\mathbf{0}, \theta^2 \mathbf{I}_N)$ for some noise variance θ^2 .

Terminal i observes \mathbf{y}_i described in (103). To learn the labels, it uses the MAP algorithm²⁸: Terminal i finds point $\hat{\mathbf{s}}_i$ on the hypersphere whose transform by $\mathcal{V}(\cdot)$ is closest to its observations, i.e., it finds

$$\hat{\mathbf{s}}_i = \underset{\frac{\mathbf{u}}{\sqrt{DP_S}} \in \mathbb{S}^{D-1}}{\operatorname{argmin}} \|\mathbf{y}_i - \mathcal{V}(\mathbf{u})\|^2. \quad (123)$$

It then decodes the labels by finding the codeword in \mathbb{C} which is closest to $\hat{\mathbf{s}}_i$.

To achieve perfect secrecy and reliability, we follow these arguments:

- If the overlap between the recovery $\hat{\mathbf{s}}_i$ and the codeword, i.e.,

$$m_i = \frac{\langle \hat{\mathbf{s}}_i, \tilde{\mathbf{s}}^* \rangle}{P_S}, \quad (124)$$

is zero, the recovery and the codeword are completely uncorrelated. This leads to an error probability of 1.

- If the overlap is larger than $1 - d/2$, the closest codeword to the recovery is the codeword.

This leads to error probability of 0.

Hence, to guarantee secure and reliable transform, we need to design the parameters such that the asymptotic overlap between $\hat{\mathbf{s}}_1$ and the codeword, denoted by m_1 , is larger than $1 - d/2$, and the asymptotic overlap between $\hat{\mathbf{s}}_2$ and the codeword, denoted by m_2 , is zero. It is worth mentioning that these conclusions are given by a slight intuition whose proof of rigor is skipped for the sake of simplicity and can be considered in more detailed studies.

From Fyodorov's result, we can calculate the overlap explicitly. As a result, for reliability, we limit the load $R = K/N$ and P_S , such that the minimum distance of codewords is bounded by $2(1 - m_1)$ from above, and for security we set θ^2 and P_S , such that m_2 passes the phase transition and satisfies $m_2 = 0$. To this end, we consider the following results:

- Finding the maximum load R for a specific minimum distance reduces to the well-known problem of *spherical covering* which is still an open problem. We hence approximate it with an available tight bound in the literature: We assume that Kabatiansky-Levenshtein's bound is tight in the large-system limit, and approximate maximum load as [75]

$$R_{\max} \approx \mu \left(\frac{1+q}{2q} \log_2 \frac{1+q}{2q} - \frac{1-q}{2q} \log_2 \frac{1-q}{2q} \right) \quad (125)$$

where²⁹ $q = \sqrt{1 - p^2}$ setting $p = 2m_1 - 1$, and $\mu = D/N$.

²⁸In this particular case, the MAP algorithm reduces to the least-squares method

²⁹Note that p depends on P_S .

- For the purely quadratic field with covariance function $\Phi(x) = x^2/2$, the full RSB solution for the asymptotic overlap between the recovery and codeword is given by Result 1 given in Appendix A. We hence assume $\mathcal{V}(\cdot)$ is the purely quadratic field with the same covariance.
- Considering the codeword \tilde{s}^* , the power of the transformed symbol is given by

$$P_T = \mathbb{E} \{x_n^2\} = \Phi(\langle \tilde{s}^*; \tilde{s}^* \rangle) + \theta^2 = \frac{P_S^2}{2} + \theta^2. \quad (126)$$

As a result, Wyner's limit on maximum load for secure and reliable inference is

$$C_W = \frac{1}{2} \left[\log_2 \left(1 + \frac{P_S^2}{2\sigma_1^2} + \frac{\theta^2}{\sigma_1^2} \right) - \log_2 \left(1 + \frac{P_S^2}{2\sigma_2^2} + \frac{\theta^2}{\sigma_2^2} \right) \right]. \quad (127)$$

Note that this bound is achievable when we use the strategy explained in Section V-A.

Fig. 11 shows the value of R_{\max} against $\log(1/\sigma_1^2)$ when we set $P_S = \sigma_2^2 = 1$. In this figure, for each choice of σ_1^2 , we find θ^2 such that $m_2 = 0$, i.e., we set

$$\theta^2 = \frac{P_S}{\Gamma_{\text{Th}}} - \sigma_2^2, \quad (128)$$

following Result 1. We then use Result 1 once again to determine m_1 by setting

$$\Gamma = \frac{P_S}{\sigma_1^2 + \theta^2}. \quad (129)$$

To fulfill the reliability constraint, we set $p = 2m_1 - 1$ and determine R_{\max} from (125). Finally, R_{\max} is maximized numerically over $\mu \leq 1$. For sake of comparison, Wyner's limit C_W is further plotted in the figure by a dashed line.

As the figure shows, the achieved maximum load does not meet Wyner's limit. This follows the fact that the considered strategy is not information-theoretically optimal in various respects. We finalize our discussions in this section by pointing out few final remarks:

- The parameters in Fig. 11 are chosen such that the approximation in (125) is tight. It is however worth mentioning that the right hand side of (125) is in general an upper bound on R_{\max} . This means that the given approximation is slightly optimistic.
- There is a key source of sub-optimality in the strategy considered in this section: The spherical coding technique which maps the labels on the hypersphere uses spherical covering. This approach is known to be sub-optimal [76]. From the literature, we believe that the gap in Fig. 11 is mainly due to this source of sub-optimality. In fact, it is widely known in the coding theory that minimum distance is not the key player in codebook design [40], [76]. We therefore believe that the gap between the two curves shrinks by replacing the

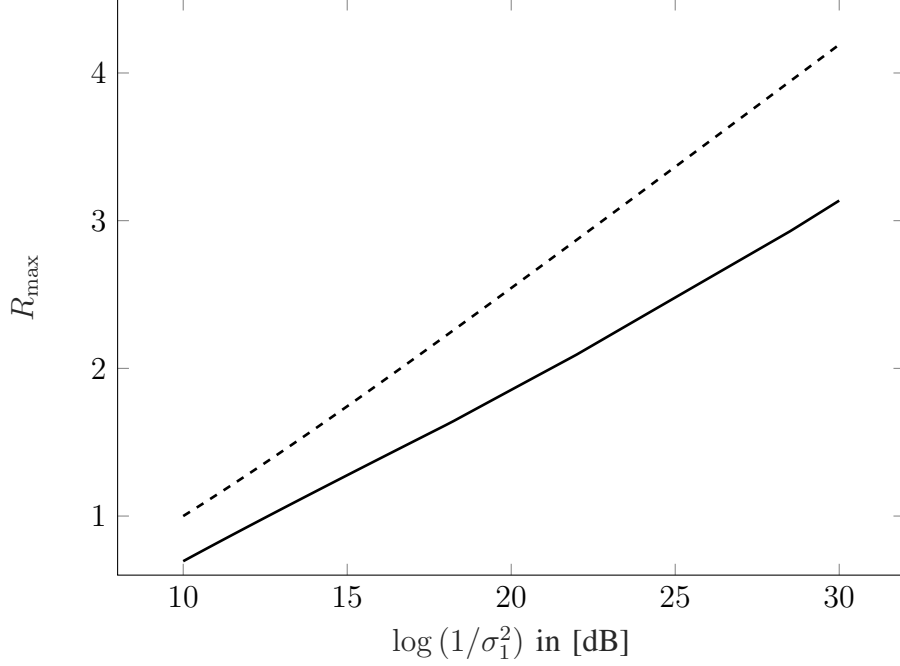


Fig. 11: Maximum load for secure and reliable inference achieved by Fyodorov's result (solid line) compared with Wyner's limit C_W (dashed line). We set $\sigma_2^2 = 1$ and $P_S = 1$.

spherical covering codebook with a denser codebook³⁰. We leave this direction of study as a potential future work.

VI. CONCLUSIONS AND FINAL REMARKS

Strictly nonlinear generative models show a first-order phase transition with respect to the load: At a threshold load, the overlap jumps from one to zero and the information rate changes from a linear function of load to a constant. This phase transition leads to the *all-or-nothing* phenomenon for nonlinear fields whose term with minimum polynomial order is of a cubic order or larger. Numerical investigations show almost perfect match to the conjectured asymptotic behavior for orders more than two. This is a close match to the asymptotic behavior of random coding schemes described by the channel coding theorem of Shannon which cannot be seen by the linear field. This observation can be illustrated through the connection of our model to Sourlas' coding scheme. A key finding in this respect is that using a Gaussian random field, the channel capacity can be achieved by a random code whose codebook size grows cubically

³⁰This could be simply done by random coding on hypersphere; see for example the recent work in [77].

with the message length. This is a significant drop compared to the random coding approach of Shannon whose codebook size scales exponentially with the message length.

In strictly nonlinear models, the overlap can be set to zero. This is another behavior which is not observed in linear models. This enables us to secure the model from passive attacks in which malicious terminals try to learn the model parameters from overheard data. The heuristic derivation of maximum load for perfect secrecy guarantee with large-order fields matches the information-theoretic limit derived by Wyner. Hence, it proves Wyner's secure coding theorem via an alternative coding scheme which does not scales exponentially. This finding depicts the efficiency of non-linear fields for secure coding and suggests further investigations in this respect through finite dimensional analyses and simulations. To this end, one can develop approximate message passing (AMP) algorithms for Bayesian inference on nonlinear generative Gaussian models. This is an interesting perspective for future work.

The findings of this study are shown to be connected to what Fyodorov reports in [26]. This is not surprising as the models, despite their differences, are related. Using spherical covering, we can invoke this connection and design a secure coding scheme based on Fyodorov's encryption. Nevertheless, as shown in the last section, it seems to be more challenging to achieve Wyner's limit by this scheme. The key challenge in this respect is the codebook design on the hypersphere. Investigation of the same strategy with denser randomly generated codebooks on the hypersphere is another interesting line for future work.

All above conclusions and directions for future work require the extension of the current study to a broader set of models and target problems. The work in this direction is currently ongoing.

ACKNOWLEDGMENTS

The first author had the honor to discuss the results of this work and receive helpful feedback from Yan Fyodorov throughout this study. He is hence grateful to Yan Fyodorov for the helpful discussions and useful comments on the work. The first author would like to further thank Nicolas Macris, Saba Asaad and Rafael Schaefer for their comments on the work. The financial support by the ETI at FAU Erlangen-Nürnberg entitled "Secure Coding via Gaussian Random Fields" is also acknowledged with thanks.

APPENDIX A

EARLY RESULTS BY FYODOROV

In Section V, we use a particular result of [26] to illustrate our contribution to secure learning. We hence state this particular result in this appendix, and represent the core finding of Fyodorov in the shadow of this result: Let the SNR Γ be³¹

$$\Gamma = \frac{P_S}{\sigma^2}. \quad (130)$$

Fyodorov determines the *overlap* m^* which is defined in (27). The main result of [26] represents the following findings:

- 1) For linear fields, the solution is RS. In this case, m^* increases analytically with the SNR. Hence, $m^* \downarrow 0$ when $\Gamma \downarrow 0$, and $m^* = 0$ does not occur.
- 2) For higher-order fields, the solution is RSB. In such cases, m^* still increases analytically with the SNR, as long as the field contains a linear term.
- 3) For *purely quadratic fields*, m^* shows a second-order *phase transition*. This means that there exists a *threshold SNR* Γ_{Th} at which m^* becomes absolutely zero.

For the particular case of purely quadratic fields, Fyodorov's result is given below:

Result 1 (Full-RSB solution for quadratic fields): *Consider the quadratic Gaussian field $\mathcal{V}(\cdot)$ whose covariance function is given by*

$$\Phi(x) = \frac{x^2}{2}. \quad (131)$$

Define Γ^ and Γ_{Th} as*

$$\Gamma^* = \frac{\mu}{(\mu - 1)^2}, \quad (132a)$$

$$\Gamma_{\text{Th}} = \frac{2\mu}{2 - \mu}, \quad (132b)$$

and let x be the solution of

$$\mu x^3 + 3 \left(\frac{1}{2} - \mu \right) x^2 + 3(\mu - 1)x + \frac{1}{\Gamma} - \frac{1}{\Gamma^*} = 0, \quad (133)$$

³¹Fyodorov defines the noise-to-signal ratio in his work and denote it with γ . In this respect, $\Gamma = \gamma^{-1}$.

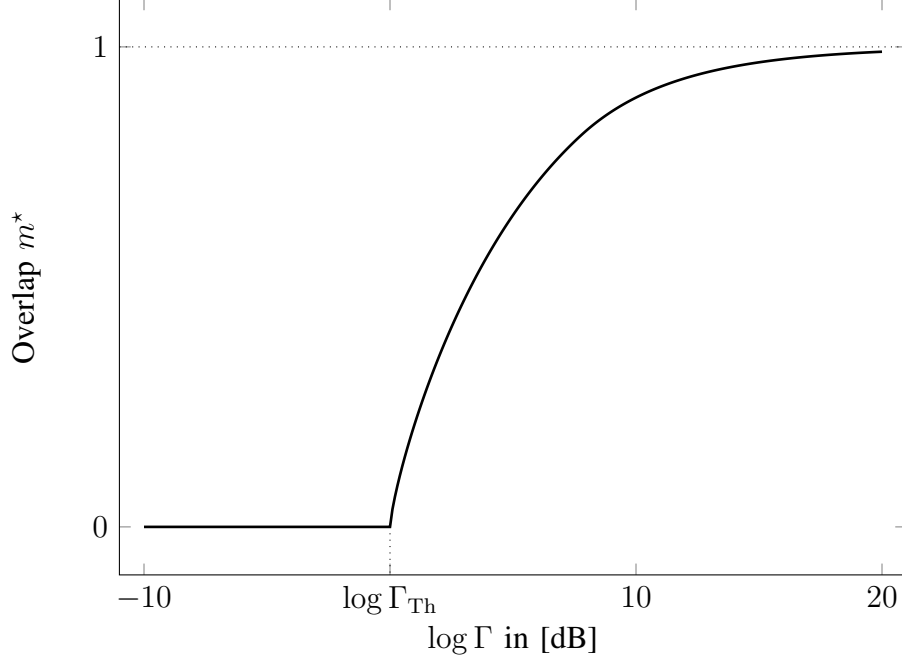


Fig. 12: Overlap against the SNR for a pure quadratic Gaussian random field with covariance function $\Phi(x) = x^2/2$ and $\mu = 2/3$. The curve is sketched using the result derived by Fyodorov in [26].

which lies in the interval $[0, 1]$. Then, as $N, K \uparrow \infty$ with a fixed $\mu \leq 1$, we have

$$m^* = \begin{cases} \sqrt{1 - \frac{\mu}{(1-\mu)\Gamma}} & \Gamma^* < \Gamma \\ \sqrt{\mu(1-x)^3} & \Gamma_{\text{Th}} < \Gamma \leq \Gamma^* \\ 0 & \Gamma \leq \Gamma_{\text{Th}} \end{cases} \quad (134)$$

Using Result 1, we plot m^* against the SNR in Fig. 12. It is observed that as the SNR goes below Γ_{Th} , the overlap m^* becomes zero. This key observation makes the connection between the work by Fyodorov and Wyner's results on the wiretap setting; nevertheless, this connection was left unaddressed in [26].

APPENDIX B

DERIVATIONS VIA THE REPLICA METHOD

We start the derivations by considering the scaled version of free energy, i.e.,

$$-\beta \mathcal{F}(\beta) = \frac{1}{N} \mathbb{E} \{ \log \mathcal{Z}_\beta(\mathbf{y}, \mathcal{V}) \}. \quad (135)$$

Using Riesz's identity [78], we have

$$\frac{1}{N} \mathbb{E} \{ \log \mathcal{Z}_\beta(\mathbf{y}, \mathcal{V}) \} = \frac{1}{N} \lim_{t \downarrow 0} \frac{\partial}{\partial t} \log \mathbb{E} \{ [\mathcal{Z}_\beta(\mathbf{y}, \mathcal{V})]^t \}. \quad (136)$$

Riesz's identity reduces the logarithmic integration into the derivation of t -th moment, i.e.,

$$\mathcal{Z}_\beta(t) := \mathbb{E} \{ [\mathcal{Z}_\beta(\mathbf{y}, \mathcal{V})]^t \}. \quad (137)$$

Nevertheless, it is still a challenging task to determine a real-valued moment. We hence calculate the right hand side for integer t as an analytic term in t and continue it to the real axis by assuming the so-called *replica continuity*. This is a classical practice in the replica analyses; see [1], [28], [34], [37], [55] for detailed discussions on the replica continuity assumption. The replica continuity assumption leads to

$$\mathcal{Z}_\beta(t) = \mathbb{E} \left\{ \left[\sum_{\mathbf{u} \in \{\pm 1\}^K} \exp \{ -\beta \mathcal{E}(\mathbf{u} | \mathbf{y}, \mathcal{V}) \} \right]^t \right\}, \quad (138a)$$

$$= \mathbb{E} \left\{ \sum_{\mathbf{u}_1 \in \{\pm 1\}^K} \dots \sum_{\mathbf{u}_t \in \{\pm 1\}^K} \prod_{a=1}^t \exp \{ -\beta \mathcal{E}(\mathbf{u}_a | \mathbf{y}, \mathcal{V}) \} \right\}, \quad (138b)$$

$$= \mathbb{E} \left\{ \sum_{\{\mathbf{u}_a\}} \exp \left\{ -\beta \sum_{a=1}^t \mathcal{E}(\mathbf{u}_a | \mathbf{y}, \mathcal{V}) \right\} \right\}, \quad (138c)$$

$$= \mathbb{E}_{\mathbf{y}, \mathcal{V}} \left\{ \sum_{\{\mathbf{u}_a\}} \exp \left\{ -\frac{\beta}{2} \sum_{a=1}^t \|\mathbf{y} - \mathcal{V}(\mathbf{u}_a)\|^2 \right\} \right\}, \quad (138d)$$

$$= \mathbb{E}_{\mathbf{s}, \mathbf{w}, \mathcal{V}} \left\{ \sum_{\{\mathbf{u}_a\}} \exp \left\{ -\frac{\beta}{2} \sum_{a=1}^t \|\mathcal{V}(\mathbf{s}) + \mathbf{w} - \mathcal{V}(\mathbf{u}_a)\|^2 \right\} \right\}, \quad (138e)$$

where we define the notation

$$\{\mathbf{u}_a\} = (\mathbf{u}_1, \dots, \mathbf{u}_t) \in \prod_{a=1}^t \{\pm 1\}^K. \quad (139)$$

The sequence \mathbf{s} is a random sequence uniformly distributed on $[2^{NR}]$. Using the independency of \mathbf{w} , \mathcal{V} and \mathbf{s} , the expectation is written as

$$\mathcal{Z}_\beta(t) = \mathbb{E}_{\mathbf{w}, \mathcal{V}} \left\{ \mathbb{E}_{\mathbf{s}} \left\{ \sum_{\{\mathbf{u}_a\}} \exp \left\{ -\frac{\beta}{2} \sum_{a=1}^t \|\mathcal{V}(\mathbf{s}) + \mathbf{w} - \mathcal{V}(\mathbf{u}_a)\|^2 \right\} \right\} \right\} \quad (140a)$$

$$= \mathbb{E}_{\mathbf{w}, \mathcal{V}} \left\{ \sum_{\{\mathbf{u}_a\}} \sum_{\mathbf{u}_{t+1} \in \{\pm 1\}^K} 2^{-NR} \exp \left\{ -\frac{\beta}{2} \sum_{a=1}^t \|\mathcal{V}(\mathbf{u}_{t+1}) + \mathbf{w} - \mathcal{V}(\mathbf{u}_a)\|^2 \right\} \right\} \quad (140b)$$

$$= 2^{-NR} \sum_{\{\mathbf{u}_{t+1}, \mathbf{u}_a\}} \mathbb{E}_{\mathbf{w}, \mathcal{V}} \left\{ \exp \left\{ -\frac{\beta}{2} \sum_{a=1}^t \sum_{n=1}^N (\mathcal{V}_n(\mathbf{u}_{t+1}) + \mathbf{w}_n - \mathcal{V}_n(\mathbf{u}_a))^2 \right\} \right\} \quad (140c)$$

We now use the fact that outputs of the random field and Gaussian noise entries are i.i.d.. We hence can factorize the expectation as

$$\mathcal{Z}_\beta(t) = 2^{-NR} \sum_{\{\mathbf{u}_{t+1}, \mathbf{u}_a\}} \prod_{n=1}^N \mathbb{E}_{\mathbf{w}_n, \mathcal{V}_n} \left\{ \exp \left\{ -\frac{\beta}{2} \sum_{a=1}^t (\mathcal{V}_n(\mathbf{u}_{t+1}) + \mathbf{w}_n - \mathcal{V}_n(\mathbf{u}_a))^2 \right\} \right\}. \quad (141)$$

We note that the noise process and the field are both Gaussian. Using the standard Gaussian integration, it is shown that [26]

$$\mathbb{E}_{\mathbf{w}_n, \mathcal{V}_n} \left\{ \exp \left\{ -\frac{\beta}{2} \sum_{a=1}^t (\mathcal{V}_n(\mathbf{u}_{t+1}) + \mathbf{w}_n - \mathcal{V}_n(\mathbf{u}_a))^2 \right\} \right\} = \frac{1}{\sqrt{\det \{\mathbf{G}(\langle \mathbf{U}; \mathbf{U} \rangle)\}}} \quad (142)$$

where $\mathbf{G}(\cdot)$ is a $t \times t$ matrix whose element on row a and column b is

$$[\mathbf{G}(\langle \mathbf{U}; \mathbf{U} \rangle)]_{a,b} = \delta_{a,b} + \beta [\sigma^2 + \Phi(1) + \Phi(\langle \mathbf{u}_a; \mathbf{u}_b \rangle) - \Phi(\langle \mathbf{u}_a; \mathbf{u}_{t+1} \rangle) - \Phi(\langle \mathbf{u}_b; \mathbf{u}_{t+1} \rangle)]. \quad (143)$$

Here, we use the notation $\mathbf{U} \in \{\pm 1\}^{K \times (t+1)}$ to shorten the sequence of *replicas*, i.e., $\mathbf{u}_1, \dots, \mathbf{u}_{t+1}$, as follows

$$\mathbf{U} = [\mathbf{u}_1, \dots, \mathbf{u}_{t+1}]. \quad (144)$$

By substituting, the moment function is finally written as

$$\mathcal{Z}_\beta(t) = 2^{-NR} \sum_{\mathbf{U}} (\det \{\mathbf{G}(\langle \mathbf{U}; \mathbf{U} \rangle)\})^{-N/2}. \quad (145)$$

We now rewrite the summation over matrices of replicas to a summation over *replica correlation matrices* by dividing the space of all replicas into a set of *sub-shells*: We define the sub-shell $\mathcal{S}(\mathbf{Q})$ for a *correlation matrix* $\mathbf{Q} \in [-1, 1]^{(t+1) \times (t+1)}$ as

$$\mathcal{S}(\mathbf{Q}) = \left\{ \mathbf{U} \in \{\pm 1\}^{K \times (t+1)} : \langle \mathbf{U}; \mathbf{U} \rangle = \mathbf{Q} \right\}. \quad (146)$$

Note that \mathbf{Q} is a symmetric matrix with unit diagonal, i.e.,

$$[\mathbf{Q}]_{a,a} = 1, \quad (147a)$$

$$[\mathbf{Q}]_{a,b} = [\mathbf{Q}]_{b,a}. \quad (147b)$$

We now can write

$$\mathcal{Z}_\beta(t) = 2^{-NR} \int d\mathbf{Q} \exp \{-N\mathcal{I}(\mathbf{Q})\} (\det \{\mathbf{G}(\mathbf{Q})\})^{-N/2}. \quad (148)$$

where $\exp \{-N\mathcal{I}(\mathbf{Q})\}$ is the sub-shell density, defined as

$$\exp \{-N\mathcal{I}(\mathbf{Q})\} = \sum_{\mathbf{U}} \prod_{a=1}^{t+1} \prod_{b=a+1}^{t+1} \delta(\langle \mathbf{u}_a; \mathbf{u}_b \rangle - Q_{a,b}) \quad (149)$$

and

$$d\mathbf{Q} = \prod_{a < b} dQ_{a,b}. \quad (150)$$

The moment is hence derived by finding the sub-shell density and substituting it in (148).

A. Deriving the Sub-Shell Density

To calculate the sub-shell density, we utilize the inverse Laplace transform of the Dirac impulse function which indicates

$$\delta(x) = \int_{\mathbb{J}} \frac{dL}{2\pi j} \exp \{Lx\} \quad (151)$$

with \mathbb{J} being the $\Re \{L\} = C$ line in the complex plane for some constant C . Substituting it into the definition of the sub-shell density, we have

$$\exp \{-N\mathcal{I}(\mathbf{Q})\} = \sum_{\mathbf{U}} \prod_{a < b} \delta(\langle \mathbf{u}_a; \mathbf{u}_b \rangle - Q_{a,b}) \quad (152a)$$

$$= \sum_{\mathbf{U}} \prod_{a < b} \int_{\mathbb{J}} \frac{dL_{a,b}}{2\pi j} \exp \{L_{a,b}(\langle \mathbf{u}_a; \mathbf{u}_b \rangle - Q_{a,b})\} \quad (152b)$$

$$= \int d\mathbf{L} \sum_{\mathbf{U}} \exp \left\{ \sum_{a < b} L_{a,b}(\langle \mathbf{u}_a; \mathbf{u}_b \rangle - Q_{a,b}) \right\} \quad (152c)$$

Here, we define the matrix $\mathbf{L} \in \mathbb{R}^{(t+1) \times (t+1)}$ to be a symmetric matrix with unit diagonal elements and off-diagonal elements $L_{a,b} = L_{b,a}$ and

$$d\mathbf{L} = \prod_{a < b} \frac{dL_{a,b}}{2\pi j}. \quad (153)$$

We refer to \mathbf{L} as the *frequency-domain correlation matrix*.

Following the structure of matrices \mathbf{L} and \mathbf{Q} , we have

$$\text{tr}\{\mathbf{LQ}\} = t + 1 + 2 \sum_{a < b} L_{a,b} Q_{a,b} \quad (154)$$

By noting that $\mathbf{U}^\top \mathbf{U}$ is a symmetric matrix with diagonals being all K , we can further write

$$\text{tr}\{\mathbf{LU}^\top \mathbf{U}\} = K \left[(t + 1) + 2 \sum_{a < b} L_{a,b} \langle \mathbf{u}_a; \mathbf{u}_b \rangle \right]. \quad (155)$$

This concludes that

$$\sum_{a < b} L_{a,b} (\langle \mathbf{u}_a; \mathbf{u}_b \rangle - Q_{a,b}) = \frac{1}{2} \text{tr}\{\mathbf{LU}^\top \mathbf{U}\} - \frac{K}{2} \text{tr}\{\mathbf{LQ}\}, \quad (156a)$$

$$= \frac{1}{2} \text{tr}\{\mathbf{ULU}^\top\} - \frac{K}{2} \text{tr}\{\mathbf{LQ}\}. \quad (156b)$$

By substituting into the final expression for the sub-shell density, i.e., (152c), we have

$$\exp\{-N\mathcal{I}(\mathbf{Q})\} = \int d\mathbf{L} \sum_{\mathbf{U}} \exp\left\{\frac{1}{2} \text{tr}\{\mathbf{ULU}^\top\} - \frac{K}{2} \text{tr}\{\mathbf{LQ}\}\right\}, \quad (157a)$$

$$= \int d\mathbf{L} \exp\left\{-\frac{K}{2} \text{tr}\{\mathbf{LQ}\}\right\} \sum_{\mathbf{U}} \exp\left\{\frac{1}{2} \text{tr}\{\mathbf{ULU}^\top\}\right\}. \quad (157b)$$

We now perform a simple variable exchange: Let $\mathbf{V} = \mathbf{U}^\top$ and define $\mathbf{v}_k \in \{\pm 1\}^{t+1}$ to be the k -th column in \mathbf{V} . We then have

$$\sum_{\mathbf{U}} \exp\left\{\frac{1}{2} \text{tr}\{\mathbf{ULU}^\top\}\right\} = \sum_{\mathbf{V}} \exp\left\{\frac{1}{2} \text{tr}\{\mathbf{V}^\top \mathbf{L} \mathbf{V}\}\right\}, \quad (158a)$$

$$= \sum_{\mathbf{V}} \exp\left\{\frac{1}{2} \sum_{k=1}^K \mathbf{v}_k^\top \mathbf{L} \mathbf{v}_k\right\}, \quad (158b)$$

$$= \sum_{\mathbf{V}} \prod_{k=1}^K \exp\left\{\frac{1}{2} \mathbf{v}_k^\top \mathbf{L} \mathbf{v}_k\right\}, \quad (158c)$$

$$= \left(\sum_{\mathbf{v} \in \{\pm 1\}^{t+1}} \exp\left\{\frac{1}{2} \mathbf{v}^\top \mathbf{L} \mathbf{v}\right\} \right)^K. \quad (158d)$$

Defining $\mathcal{M}(\cdot)$ in terms of the frequency-domain correlation matrix as

$$\mathcal{M}(\mathbf{L}) = \log \sum_{\mathbf{v}} \exp\left\{\frac{1}{2} \mathbf{v}^\top \mathbf{L} \mathbf{v}\right\}, \quad (159)$$

we can finally write the summation over \mathbf{U} as

$$\sum_{\mathbf{U}} \exp\left\{\frac{1}{2} \text{tr}\{\mathbf{ULU}^\top\}\right\} = \exp\{K\mathcal{M}(\mathbf{L})\}. \quad (160)$$

This concludes that

$$\exp\{-N\mathcal{I}(\mathbf{Q})\} = \int d\mathbf{L} \exp\left\{-K \left(\frac{1}{2} \text{tr}\{\mathbf{LQ}\} - \mathcal{M}(\mathbf{L}) \right)\right\}. \quad (161)$$

B. Moment function in the Thermodynamic Limit

Substituting the sub-shell density into the expression for the moment function $\mathcal{Z}_\beta(t)$, we have

$$\mathcal{Z}_\beta(t) = 2^{-NR} \int d\mathbf{Q} d\mathbf{L} \exp \left\{ -K \left(\frac{1}{2} \text{tr}\{\mathbf{L}\mathbf{Q}\} - \mathcal{M}(\mathbf{L}) \right) \right\} (\det \{\mathbf{G}(\mathbf{Q})\})^{-N/2}, \quad (162a)$$

$$= 2^{-NR} \int d\mathbf{Q} d\mathbf{L} \exp \left\{ -K \left(\frac{1}{2} \text{tr}\{\mathbf{L}\mathbf{Q}\} - \mathcal{M}(\mathbf{L}) \right) - \frac{N}{2} \log \det \{\mathbf{G}(\mathbf{Q})\} \right\}, \quad (162b)$$

$$= 2^{-NR} \int d\mathbf{Q} d\mathbf{L} \exp \left\{ -N \left(\frac{1}{2} \log \det \{\mathbf{G}(\mathbf{Q})\} + \frac{R}{2} \text{tr}\{\mathbf{L}\mathbf{Q}\} - R\mathcal{M}(\mathbf{L}) \right) \right\}. \quad (162c)$$

We now send the spin glass to the thermodynamic limit, i.e., $N \uparrow \infty$. This follows from the slightly non-rigorous assumption of *limit exchange*: We assume that the limits with respect to N and t exchange. Though limit exchange is not necessarily a valid assumption, it is a commonly accepted trick in the replica analysis to assume this particular exchange is valid [37]. After exchanging the limit, we deal with the following limit

$$\lim_{N \uparrow \infty} \int d\mathbf{Q} d\mathbf{L} \exp \{-NF(\mathbf{Q}, \mathbf{L})\}, \quad (163)$$

where the function $F(\mathbf{Q}, \mathbf{L})$ is

$$F(\mathbf{Q}, \mathbf{L}) := \frac{1}{2} \log \det \{\mathbf{G}(\mathbf{Q})\} + \frac{R}{2} \text{tr}\{\mathbf{L}\mathbf{Q}\} - R\mathcal{M}(\mathbf{L}). \quad (164)$$

This is a classical limit rise in large-deviations theory [79]–[81]. Using the saddle-point method and assuming that the exponent function has a unique minimum³², we have

$$\int d\mathbf{Q} d\mathbf{L} \exp \{-NF(\mathbf{Q}, \mathbf{L})\} \doteq \exp \{-NF(\mathbf{Q}^*, \mathbf{L}^*)\}, \quad (165)$$

where \doteq denotes the equivalence in logarithmic scale, and $(\mathbf{Q}^*, \mathbf{L}^*)$ is the *saddle-point* of the exponent function.

We now find the saddle-point of $F(\mathbf{Q}, \mathbf{L})$: To this end, we first let

$$\frac{\partial}{\partial \mathbf{Q}} \left\{ \frac{1}{2} \log \det \{\mathbf{G}(\mathbf{Q})\} + \frac{R}{2} \text{tr}\{\mathbf{L}\mathbf{Q}\} - R\mathcal{M}(\mathbf{L}) \right\} = \mathbf{0}_{t+1}, \quad (166)$$

which concludes that

$$2R\mathbf{L} = -\frac{\partial}{\partial \mathbf{Q}} \log \det \{\mathbf{G}(\mathbf{Q})\}. \quad (167)$$

Using the fact that $\mathbf{G}(\mathbf{Q})$ is symmetric for a symmetric \mathbf{Q} , we can write that

$$\frac{\partial}{\partial \mathbf{Q}} \log \det \{\mathbf{G}(\mathbf{Q})\} = 2\beta\Phi'(\mathbf{Q}) \odot \tilde{\mathbf{G}}^{-1}(\mathbf{Q}) \quad (168)$$

³²It does not lose the generality of the derivations.

where \odot is the Hadamard product and $\tilde{\mathbf{G}}^{-1}(\mathbf{Q})$ is a $(t+1) \times (t+1)$ matrix defined in terms of the inverse of $\mathbf{G}(\mathbf{Q})$ as

$$\tilde{\mathbf{G}}^{-1}(\mathbf{Q}) = \begin{bmatrix} \mathbf{G}^{-1}(\mathbf{Q}) + c\mathbf{I}_t & -\mathbf{G}^{-1}(\mathbf{Q}) \mathbf{1}_{t \times 1} \\ -\mathbf{1}_{1 \times t} \mathbf{G}^{-1}(\mathbf{Q}) & \hat{c} \end{bmatrix}, \quad (169)$$

for some c and \hat{c} . This concludes that

$$\mathbf{L}^* = -\frac{\beta}{R} \Phi'(\mathbf{Q}^*) \odot \tilde{\mathbf{G}}^{-1}(\mathbf{Q}^*), \quad (170)$$

where we choose c and \hat{c} , such that $L_{a,a} = 1$ for $a = 1, \dots, t+1$. We further let

$$\frac{\partial}{\partial \mathbf{L}} \left\{ \frac{1}{2} \log \det \{\mathbf{G}(\mathbf{Q})\} + \frac{R}{2} \text{tr}\{\mathbf{L}\mathbf{Q}\} - R\mathcal{M}(\mathbf{L}) \right\} = \mathbf{0}_{t+1} \quad (171)$$

which concludes that

$$\mathbf{Q}^* = \sum_{\mathbf{v}} \frac{\mathbf{v}\mathbf{v}^\top \exp \left\{ \frac{1}{2} \mathbf{v}^\top \mathbf{L}^* \mathbf{v} \right\}}{\sum_{\mathbf{v}} \exp \left\{ \frac{1}{2} \mathbf{v}^\top \mathbf{L}^* \mathbf{v} \right\}}. \quad (172)$$

The fixed-point equation (172) indicates that \mathbf{Q}^* is in fact the average correlation among the decoupled replicas³³. To see this point clearly, let us define the *decoupled distribution of replicas* as

$$q_V(\mathbf{v}\mathbf{L}^*) := \frac{\exp \left\{ \frac{1}{2} \mathbf{v}^\top \mathbf{L}^* \mathbf{v} \right\}}{\sum_{\mathbf{v}} \exp \left\{ \frac{1}{2} \mathbf{v}^\top \mathbf{L}^* \mathbf{v} \right\}}. \quad (173)$$

This is a Boltzmann distribution which is defined for a thermodynamic system with reduced dimension $t+1$. Using this notation, we can write

$$\mathbf{Q}^* = \mathbb{E}_{q_V} \{ \mathbf{v}\mathbf{v}^\top \} \quad (174)$$

which is the correlation matrix of the vector of replicas \mathbf{v} .

³³This is why \mathbf{Q}^* is often called the replica correlation matrix.

C. Determining the Free Energy

As we exchange the limit, we can write

$$-\beta \mathcal{F}(\beta) = \lim_{t \downarrow 0} \frac{\partial}{\partial t} \lim_{N \uparrow \infty} \frac{1}{N} \log \mathcal{Z}_\beta(t). \quad (175)$$

We now replace the final expression for the moment function, i.e.,

$$\mathcal{Z}_\beta(t) \doteq 2^{-NR} \exp \left\{ -N \min_{\mathbf{L}, \mathbf{Q}^*} \left(\frac{1}{2} \log \det \{ \mathbf{G}(\mathbf{Q}^*) \} + \frac{R}{2} \text{tr} \{ \mathbf{L}^* \mathbf{Q}^* \} - R \mathcal{M}(\mathbf{L}^*) \right) \right\}, \quad (176)$$

and use the asymptotic equivalence in the logarithmic scale to conclude

$$\beta \mathcal{F}(\beta) = \lim_{t \downarrow 0} \frac{\partial}{\partial t} \left(R \log 2 + \frac{1}{2} \log \det \{ \mathbf{G}(\mathbf{Q}^*) \} + \frac{R}{2} \text{tr} \{ \mathbf{L} \mathbf{Q}^* \} - R \mathcal{M}(\mathbf{L}^*) \right) \quad (177)$$

for \mathbf{L}^* and \mathbf{Q}^* which are given by the saddle-point equations.

D. Replica Symmetric Solution: Fixed-Point Equations

We now assume replica symmetry. This means that the saddle-point matrix \mathbf{Q}^* is a symmetric matrix of the following form

$$[\mathbf{Q}^*]_{a,a} = 1 \quad 1 \leq a \leq t+1, \quad (178a)$$

$$[\mathbf{Q}^*]_{a,b} = Q \quad 1 \leq a < b \leq t, \quad (178b)$$

$$[\mathbf{Q}^*]_{a,t+1} = m \quad 1 \leq a \leq t, \quad (178c)$$

where $m, Q \in [0, 1]$. In this case, $\mathbf{G}(\mathbf{Q}^*)$ is of the following form

$$\mathbf{G}(\mathbf{Q}^*) = g(Q) \mathbf{I}_t + f(Q, m) \mathbf{1}_t, \quad (179)$$

where we define

$$g(Q) = 1 + \beta [\Phi(1) - \Phi(Q)], \quad (180a)$$

$$f(Q, m) = \beta [\sigma^2 + \Phi(1) + \Phi(Q) - 2\Phi(m)]. \quad (180b)$$

As a result, the inverse matrix is given by

$$\mathbf{G}^{-1}(\mathbf{Q}) = \frac{1}{g(Q)} \left(\mathbf{I}_t - \frac{f(Q, m)}{g(Q) + t f(Q, m)} \mathbf{1}_t \right). \quad (181)$$

From the saddle-point equations, we conclude that the frequency-domain matrix at the saddle-point exhibits the same symmetry. Namely, its entries are given by

$$[\mathbf{L}^*]_{a,a} = 1 \quad 1 \leq a \leq t+1, \quad (182a)$$

$$[\mathbf{L}^*]_{a,b} = \frac{\beta}{R} \Phi'(Q) \frac{f(Q, m)}{g(Q) (g(Q) + t f(Q, m))} \quad 1 \leq a < b \leq t, \quad (182b)$$

$$[\mathbf{L}^*]_{a,t+1} = \frac{\beta}{R} \Phi'(m) \frac{1}{g(Q) + t f(Q, m)} \quad 1 \leq a \leq t. \quad (182c)$$

By sending $t \downarrow 0$, the frequency-domain correlation matrix reduces to an RS matrix with unit diagonal and non-diagonal entries

$$L = \frac{\beta}{R} \Phi'(Q) \frac{f(Q, m)}{g^2(Q)} \quad (183)$$

for first t columns and

$$E = \frac{\beta}{R} \Phi'(m) \frac{1}{g(Q)} \quad (184)$$

for the last column.

To specify Q and m , we derive the second saddle-point equation in terms of Q and m . We start by considering the fixed-point equation, i.e., (172). From the structure of \mathbf{Q}^* , we conclude that

$$t(t-1)Q + t = \sum_{\mathbf{v}} \frac{\left(\sum_{a=1}^t v_a\right)^2 \exp\left\{\frac{1}{2} \mathbf{v}^T \mathbf{L} \mathbf{v}\right\}}{\sum_{\mathbf{v}} \exp\left\{\frac{1}{2} \mathbf{v}^T \mathbf{L} \mathbf{v}\right\}} \quad (185a)$$

$$mt = \sum_{\mathbf{v}} \frac{\left(\sum_{a=1}^t v_a\right) v_{t+1} \exp\left\{\frac{1}{2} \mathbf{v}^T \mathbf{L} \mathbf{v}\right\}}{\sum_{\mathbf{v}} \exp\left\{\frac{1}{2} \mathbf{v}^T \mathbf{L} \mathbf{v}\right\}} \quad (185b)$$

where the above equations are derived by summing up the $t \times t$ inner block of \mathbf{Q} and the last column. From the structure on \mathbf{L} , we further have

$$\mathbf{v}^T \mathbf{L} \mathbf{v} = t(1-L) + 1 + L \left(\sum_{a=1}^t v_a\right)^2 + 2E \left(\sum_{a=1}^t v_a\right) v_{t+1} \quad (186)$$

This is then straightforward to see that

$$\sum_{\mathbf{v}} \frac{\left(\sum_{a=1}^t v_a\right)^2 \exp\left\{\frac{1}{2}\mathbf{v}^\top \mathbf{L} \mathbf{v}\right\}}{\sum_{\mathbf{v}} \exp\left\{\frac{1}{2}\mathbf{v}^\top \mathbf{L} \mathbf{v}\right\}} = t + 2 \frac{\partial}{\partial L} \log \sum_{\mathbf{v}} \exp\left\{\frac{1}{2}\mathbf{v}^\top \mathbf{L} \mathbf{v}\right\}, \quad (187a)$$

$$\sum_{\mathbf{v}} \frac{\left(\sum_{a=1}^t v_a\right) v_{t+1} \exp\left\{\frac{1}{2}\mathbf{v}^\top \mathbf{L} \mathbf{v}\right\}}{\sum_{\mathbf{v}} \exp\left\{\frac{1}{2}\mathbf{v}^\top \mathbf{L} \mathbf{v}\right\}} = \frac{\partial}{\partial E} \log \sum_{\mathbf{v}} \exp\left\{\frac{1}{2}\mathbf{v}^\top \mathbf{L} \mathbf{v}\right\}. \quad (187b)$$

By substituting, we conclude the following two fixed-point equations

$$t(t-1)Q = 2 \frac{\partial}{\partial L} \log \sum_{\mathbf{v}} \exp\left\{\frac{1}{2}\mathbf{v}^\top \mathbf{L} \mathbf{v}\right\} \quad (188a)$$

$$mt = \frac{\partial}{\partial E} \log \sum_{\mathbf{v}} \exp\left\{\frac{1}{2}\mathbf{v}^\top \mathbf{L} \mathbf{v}\right\} \quad (188b)$$

We proceed the derivations by calculating the right hand side function. Namely, we write

$$\mathcal{M}_e(L, E) := \sum_{\mathbf{v}} \exp\left\{\frac{1}{2}\mathbf{v}^\top \mathbf{L} \mathbf{v}\right\} \quad (189a)$$

$$= \sum_{\mathbf{v}} \exp\left\{\frac{t(1-L)+1}{2} + \frac{L}{2} \left(\sum_{a=1}^t v_a\right)^2 + E v_{t+1} \sum_{a=1}^t v_a\right\} \quad (189b)$$

By using Gaussian integration technique, we can further write

$$\exp\left\{\frac{L}{2} \left(\sum_{a=1}^t v_a\right)^2\right\} = \int \mathrm{D}z \exp\left\{\sqrt{L} \left(\sum_{a=1}^t v_a\right) z\right\}, \quad (190)$$

where we define the notation

$$\int \mathrm{D}z = \int_{-\infty}^{+\infty} \frac{\mathrm{d}z}{\sqrt{2\pi}} \exp\left\{-\frac{z^2}{2}\right\}. \quad (191)$$

This concludes that

$$\mathcal{M}_e(L, E) = \sum_{\mathbf{v}} \int Dz \exp \left\{ \frac{t(1-L)+1}{2} + \sqrt{L} \left(\sum_{a=1}^t v_a \right) z + E v_{t+1} \sum_{a=1}^t v_a \right\} \quad (192a)$$

$$= \exp \left\{ \frac{t(1-L)+1}{2} \right\} \int Dz \sum_{\mathbf{v}} \exp \left\{ \sum_{a=1}^t v_a \left(\sqrt{L} z + E v_{t+1} \right) \right\} \quad (192b)$$

$$= \exp \left\{ \frac{t(1-L)+1}{2} \right\} \int Dz \sum_{v_{t+1}} \sum_{\mathbf{v} \setminus v_{t+1}} \exp \left\{ \sum_{a=1}^t v_a \left(\sqrt{L} z + E v_{t+1} \right) \right\} \quad (192c)$$

$$= \exp \left\{ \frac{t(1-L)+1}{2} \right\} \int Dz \sum_{v_{t+1}} \sum_{\mathbf{v} \setminus v_{t+1}} \prod_{a=1}^t \exp \left\{ v_a \left(\sqrt{L} z + E v_{t+1} \right) \right\} \quad (192d)$$

$$= \exp \left\{ \frac{t(1-L)+1}{2} \right\} \int Dz \sum_{v_{t+1}} \left(\sum_{\mathbf{v}} \exp \left\{ \mathbf{v} \left(\sqrt{L} z + E v_{t+1} \right) \right\} \right)^t \quad (192e)$$

$$= \exp \left\{ \frac{t(1-L)+1}{2} \right\} \int Dz \sum_{v_{t+1}} \left(2 \cosh \left(\sqrt{L} z + E v_{t+1} \right) \right)^t \quad (192f)$$

We now define the random variable S to be uniform on $\{\pm 1\}$, and the random variable Z to be zero-mean unit-variance Gaussian. We then have

$$\log \mathcal{M}_e(L, E) = \log \left\{ 2 \exp \left\{ \frac{t(1-L)+1}{2} \right\} \mathbb{E}_{Z,S} \left\{ \left(2 \cosh \left(\sqrt{L} Z + E S \right) \right)^t \right\} \right\} \quad (193a)$$

$$= \log 2 + \frac{t(1-L)+1}{2} + \log \mathbb{E}_{Z,S} \left\{ \left(2 \cosh \left(\sqrt{L} Z + E S \right) \right)^t \right\} \quad (193b)$$

$$= (t+1) \log 2 + \frac{t(1-L)+1}{2} + \log \mathbb{E}_{Z,S} \left\{ \cosh^t \left(\sqrt{L} Z + E S \right) \right\} \quad (193c)$$

Using the symmetry of $\cosh \cdot$, we can write

$$\mathbb{E}_{Z,S} \left\{ \cosh^t \left(\sqrt{L} Z + E S \right) \right\} = \mathbb{E}_Z \left\{ \cosh^t \left(\sqrt{L} Z + E \right) \right\}. \quad (194)$$

Defining function $W_t(\cdot)$ as

$$W_t(L, E) := \log \mathbb{E}_Z \left\{ \cosh^t \left(\sqrt{L} Z + E \right) \right\}, \quad (195)$$

we finally conclude that

$$\log \mathcal{M}_e(L, E) = (t+1) \log 2 + \frac{t(1-L)+1}{2} + W_t(L, E). \quad (196)$$

We now calculate the derivatives of $\log \mathcal{M}_e(L, E)$. To this end, we note that

$$\frac{\partial}{\partial E} W_t(L, E) = t \frac{\mathbb{E}_Z \left\{ \cosh^{t-1} \left(\sqrt{L} Z + E \right) \sinh \left(\sqrt{L} Z + E \right) \right\}}{\mathbb{E}_Z \left\{ \cosh^t \left(\sqrt{L} Z + E \right) \right\}}. \quad (197)$$

Moreover, for the derivative with respect to L , we have

$$\frac{\partial}{\partial L} W_t(L, E) = \frac{t}{2\sqrt{L}} \frac{\mathbb{E}_Z \left\{ \cosh^{t-1}(\sqrt{L}Z + E) \sinh(\sqrt{L}Z + E) Z \right\}}{\mathbb{E}_Z \left\{ \cosh^t(\sqrt{L}Z + E) \right\}} \quad (198)$$

Using integration by part, one can further show that for $X \sim \mathcal{N}(\eta, \rho^2)$, we have

$$\mathbb{E} \left\{ \cosh^{t-1}(X) \sinh(X) \frac{X - \eta}{\rho^2} \right\} = \mathbb{E} \left\{ \cosh^t(X) \right\} + (t-1) \mathbb{E} \left\{ \cosh^{t-2}(X) \sinh^2(X) \right\}. \quad (199)$$

Hence, we conclude that

$$\frac{\partial}{\partial L} \log \mathcal{M}_e(L, E) = \frac{t(t-1)}{2} \frac{\mathbb{E}_Z \left\{ \cosh^{t-2}(\sqrt{L}Z + E) \sinh^2(\sqrt{L}Z + E) \right\}}{\mathbb{E}_Z \left\{ \cosh^t(\sqrt{L}Z + E) \right\}} \quad (200a)$$

$$\frac{\partial}{\partial E} \log \mathcal{M}_e(L, E) = t \frac{\mathbb{E}_Z \left\{ \cosh^{t-1}(\sqrt{L}Z + E) \sinh(\sqrt{L}Z + E) \right\}}{\mathbb{E}_Z \left\{ \cosh^t(\sqrt{L}Z + E) \right\}} \quad (200b)$$

By substituting into (188), we finally have

$$Q = \frac{\mathbb{E}_Z \left\{ \cosh^{t-2}(\sqrt{L}Z + E) \sinh^2(\sqrt{L}Z + E) \right\}}{\mathbb{E}_Z \left\{ \cosh^t(\sqrt{L}Z + E) \right\}}, \quad (201a)$$

$$m = \frac{\mathbb{E}_Z \left\{ \cosh^{t-1}(\sqrt{L}Z + E) \sinh(\sqrt{L}Z + E) \right\}}{\mathbb{E}_Z \left\{ \cosh^t(\sqrt{L}Z + E) \right\}}. \quad (201b)$$

whose limits as $t \downarrow 0$ read

$$Q = \mathbb{E}_Z \left\{ \tanh^2(\sqrt{L}Z + E) \right\}, \quad (202a)$$

$$m = \mathbb{E}_Z \left\{ \tanh(\sqrt{L}Z + E) \right\}. \quad (202b)$$

This concludes the fixed-point equations.

E. Replica Symmetric Free Energy

We now calculate the free energy for the RS structure. We start with noting that with RS structured \mathbf{Q}^* , matrix $\mathbf{G}(\mathbf{Q}^*)$ has two eigenvalues; namely,

- $g(Q)$ with multiplicity $t-1$, and
- $g(Q) + tf(Q, m)$ with multiplicity 1.

We therefore have

$$\log \det \mathbf{G}(\mathbf{Q}) = (t-1) \log g(Q) + \log (g(Q) + tf(Q, m)). \quad (203)$$

By replacing the RS structures, we further have

$$\text{tr}\{\mathbf{L}\mathbf{Q}\} = (t+1) + t(t-1)QL + 2tEm \quad (204)$$

and finally using the Riesz identity, we have for t in the vicinity of $t = 0$,

$$\mathcal{M}(\mathbf{L}) = (t+1) \log 2 + \frac{t(1-L)+1}{2} + t\mathbb{E}_Z \left\{ \log \cosh \left(\sqrt{L}Z + E \right) \right\}. \quad (205)$$

We now apply the replica continuity assumption and write

$$\beta\mathcal{F}(\beta) = \lim_{t \downarrow 0} \frac{\partial}{\partial t} \left(R \log 2 + \frac{1}{2} \log \det \{\mathbf{G}(\mathbf{Q})\} + \frac{R}{2} \text{tr}\{\mathbf{L}\mathbf{Q}\} - R\mathcal{M}(\mathbf{L}) \right) \quad (206)$$

which concludes the RS solution given in Proposition 1.

APPENDIX C

DECOUPLING PRINCIPLE

This appendix aims to give a proof for Proposition 2. To this end, we use the multivariate form of Carleman's theorem which indicates the determinacy of the moment problem with uniformly bounded moments [82].

Let us start with the decoupled setting described in Proposition 2. For this setting, the (κ, τ) joint moment of the label S and recovery \hat{S} is given by

$$M_{\kappa, \tau} = \mathbb{E} \left\{ S^\kappa \hat{S}^\tau \right\} \quad (207)$$

$$= \mathbb{E} \left\{ S^\kappa \tanh^\tau \left(\frac{S + \rho Z}{\hat{\rho}^2} \right) \right\} \quad (208)$$

Using the odd symmetry of the $\tanh(\cdot)$, we can conclude that

$$M_{\kappa, \tau} = (1 + (-1)^{\kappa+\tau}) \mathbb{E} \left\{ \tanh^\tau \left(\frac{1 + \rho Z}{\hat{\rho}^2} \right) \right\}. \quad (209)$$

Since $M_{\kappa, \tau}$ is bounded for all non-negative integers κ and τ , Carleman's theorem indicate that the mapping from corresponding distribution, i.e., the joint distribution of S and \hat{S} , to the joint moments is unique. This means that any other random pairs with same joint moments have the same distributions. Therefore, it is sufficient to show that for any $k \in [K]$, the joint (κ, τ) moment asymptotically converges to $M_{\kappa, \tau}$.

Consider index $k \in [K]$. The joint (κ, τ) moment of the label s_k and its corresponding recovery is given by

$$\mathbb{E} \{s_k^\kappa \hat{s}_k^\tau\} = \mathbb{E} \left\{ s_k^\kappa \left(\sum_{\mathbf{u}} p_S(\mathbf{u}|\mathbf{y}, \mathcal{V}) u_k \right)^\tau \right\} \quad (210a)$$

$$= \mathbb{E} \left\{ s_k^\kappa \sum_{\{\mathbf{u}_a\}} \prod_{a=1}^{\tau} u_{a,k} p_S(\mathbf{u}_a|\mathbf{y}, \mathcal{V}) \right\} \quad (210b)$$

where $p_S(\mathbf{u}|\mathbf{y}, \mathcal{V})$ is the posterior distribution of the labels given by

$$p_S(\mathbf{u}|\mathbf{y}, \mathcal{V}) = \frac{q_Y(\mathbf{y}|\mathbf{u}, \mathcal{V})}{\sum_{\mathbf{u}} q_Y(\mathbf{y}|\mathbf{u}, \mathcal{V})}, \quad (211)$$

with $q_Y(\mathbf{y}|\mathbf{u}, \mathcal{V})$ denoting the likelihood of \mathbf{u} determined for the postulated noise variance $\hat{\sigma}^2$.

To determine the joint moment, we define the *replicated* posterior distribution

$$p_S^{(\tau)}(\{\mathbf{u}_a\}|\mathbf{y}, \mathcal{V}) := \prod_{a=1}^{\tau} p_S(\mathbf{u}_a|\mathbf{y}, \mathcal{V}), \quad (212)$$

which is a Boltzmann distribution with Hamiltonian

$$\mathcal{E}^{(\tau)}(\{\mathbf{u}_a\}|\mathbf{y}, \mathcal{V}) := \sum_{a=1}^{\tau} \mathcal{E}(\mathbf{u}_a|\mathbf{y}, \mathcal{V}) \quad (213)$$

at inverse temperature $\beta = 1/\hat{\sigma}^2$. Using this definition, the joint moment is represented as

$$\mathbb{E} \{s_k^\kappa \hat{s}_k^\tau\} = \mathbb{E} \left\{ s_k^\kappa \prod_{a=1}^{\tau} u_{a,k} \right\} \quad (214)$$

where $(\mathbf{s}, \{\mathbf{u}_a\})$ are jointly distributed with $2^{-K} p_S^{(\tau)}(\{\mathbf{u}_a\}|\mathbf{y}, \mathcal{V})$ conditioned by \mathbf{y} and \mathcal{V} .

Noting the fact that the joint distribution is a Boltzmann distribution, we follow the classical averaging trick in statistical mechanics. Namely, we define the function

$$f(\mathbf{s}, \{\mathbf{u}_a\}) := \frac{1}{|\mathbb{I}_k|} \sum_{j \in \mathbb{I}_k} s_j^\kappa \prod_{a=1}^{\tau} u_{a,j} \quad (215)$$

for some index set $\mathbb{I}_k \subset [K]$ which contains k and is of width $|\mathbb{I}_k| = 1 + \alpha K$ for some $\alpha \leq 1$.

We then construct the modified partition function for the given Boltzmann distribution as

$$\mathcal{Z}_{\beta,h}(\tau) = \mathbb{E} \left\{ \sum_{\{\mathbf{u}_a\}} \exp \left\{ -\beta \mathcal{E}^{(\tau)}(\mathbf{u}_a|\mathbf{y}, \mathcal{V}) + h f(\mathbf{s}, \{\mathbf{u}_a\}) \right\} \right\}. \quad (216)$$

It is then easy to show that at inverse temperature β , we have

$$\mathbb{E} \{f(\mathbf{s}, \{\mathbf{u}_a\})\} = \lim_{h \downarrow 0} \frac{\partial}{\partial h} \log \mathcal{Z}_{\beta,h}(\tau). \quad (217)$$

We now note that the asymptotic joint moment is given at the limit $K \uparrow \infty$ and $\alpha \downarrow 0$. We hence conclude that

$$\mathbb{E} \{s_k^\kappa \hat{s}_k^\tau\} = \lim_{\alpha \downarrow 0} \lim_{K \uparrow \infty} \lim_{h \downarrow 0} \frac{\partial}{\partial h} \log \mathcal{Z}_{\beta,h}(\tau) \quad (218)$$

when we set $\beta = 1/\hat{\sigma}^2$.

The modified partition function is closely similar to the replicated partition function $\mathcal{Z}_\beta(t)$ determined in Appendix B. We hence follow the same lines of derivations to conclude that

$$\mathcal{Z}_{\beta,h}(\tau) = 2^{-K} \sum_{\mathbf{U} \in \{\pm 1\}^{K \times (\tau+1)}} \exp \{h f(\mathbf{U})\} \det \{\mathbf{G}(\langle \mathbf{U}; \mathbf{U} \rangle)\}^{-N/2} \quad (219)$$

for $\mathbf{G}(\cdot)$ defined in (143), matrix $\mathbf{U} = [\mathbf{u}_1, \dots, \mathbf{u}_\tau, \mathbf{u}_{\tau+1}]$ and

$$f(\mathbf{U}) := f(\mathbf{u}_{\tau+1}, \{\mathbf{u}_a\}). \quad (220)$$

The current form is a simple modification of the derivation in (145). We hence follow the same technique and exchange the summation variable with respect to the sub-shells defined in (146). Using the Laplace representation of the Dirac impulse, we finally conclude that

$$\mathcal{Z}_{\beta,h}(\tau) = 2^{-K} \int d\mathbf{Q} d\mathbf{L} \exp \left\{ -N \left(\frac{1}{2} \log \det \{\mathbf{G}(\mathbf{Q})\} + \frac{R}{2} \text{tr} \{\mathbf{L}\mathbf{Q}\} - R \mathcal{M}_h(\mathbf{L}) \right) \right\}. \quad (221)$$

for $\mathbf{v} \in \{\pm 1\}^{\tau+1}$, some integral measures $d\mathbf{Q}$ and $d\mathbf{L}$ and

$$\mathcal{M}_h(\mathbf{L}) = \mathbb{E}_I \left\{ \log \sum_{\mathbf{v}} \exp \left\{ h I f_0(\mathbf{v}) + \frac{1}{2} \mathbf{v}^\top \mathbf{L} \mathbf{v} \right\} \right\}, \quad (222)$$

where function $f_0(\mathbf{v})$ is defined as

$$f_0(\mathbf{v}) = \mathbf{v}_{\tau+1}^\kappa \prod_{a=1}^{\tau} \mathbf{v}_a, \quad (223)$$

and $I \in \{0, 1\}$ is a binary random variable with

$$\Pr \{I = 1\} = 1 - \Pr \{I = 0\} = \frac{|\mathbb{I}_k|}{K}. \quad (224)$$

By standard derivation, we have

$$\lim_{h \downarrow 0} \frac{\partial}{\partial h} \log \mathcal{Z}_{\beta,h}(\tau) = \int d\mathbf{Q} d\mathbf{L} \frac{\exp \{-N F(\mathbf{Q}, \mathbf{L})\}}{\int d\mathbf{Q} d\mathbf{L} \exp \{-N F(\mathbf{Q}, \mathbf{L})\}} \sum_{\mathbf{v}} f_0(\mathbf{v}) q_V^{(\tau)}(\mathbf{v}) \quad (225)$$

where $F(\mathbf{Q}, \mathbf{L})$ is defined as in (164), and

$$q_V^{(\tau)}(\mathbf{v}|\mathbf{L}) = \frac{\exp \left\{ \frac{1}{2} \mathbf{v}^\top \mathbf{L} \mathbf{v} \right\}}{\sum_{\mathbf{v}} \exp \left\{ \frac{1}{2} \mathbf{v}^\top \mathbf{L} \mathbf{v} \right\}}. \quad (226)$$

By standard deviations arguments, we can further determine the asymptotic limit as

$$\lim_{K \uparrow \infty} \lim_{h \downarrow 0} \frac{\partial}{\partial h} \log \mathcal{Z}_{\beta, h}(\tau) = \sum_{\mathbf{v}} f_0(\mathbf{v}) q_V^{(\tau)}(\mathbf{v} | \mathbf{L}^*) \quad (227)$$

where $(\mathbf{Q}^*, \mathbf{L}^*)$ is the saddle point³⁴ of $F(\mathbf{Q}, \mathbf{L})$. As the right-hand side does not depend on α , we finally have

$$\mathbb{E} \{s_k^\kappa \hat{s}_k^\tau\} = \sum_{\mathbf{v}} f_0(\mathbf{v}) q_V^{(\tau)}(\mathbf{v} | \mathbf{L}^*) \quad (228)$$

for $\beta = 1/\hat{\sigma}^2$.

Comparing (226) and (173), it is observed that the joint moment is given by the same replicated distribution. This is a proof for the generic form of the decoupling principle; see [1], [52]. We however need to show that this decoupled form reduces under RS to the same form given by Proposition 2. We hence write the derived joint distribution in terms of the *decoupled distribution of replicas*, i.e., the one given in (173), and use the replica continuity assumption to conclude that

$$\mathbb{E} \{s_k^\kappa \hat{s}_k^\tau\} = \lim_{t \downarrow 0} \sum_{\mathbf{v}} f_0(\mathbf{v}) q_V(\mathbf{v}, \tilde{\mathbf{v}} | \mathbf{L}^*) \quad (229)$$

where $\tilde{\mathbf{v}} = [v_{\tau+2}, \dots, v_{t+1}]$. Here, t denotes the number of replicas which is continued to the real axis via the replica continuity assumption³⁵. We now set the replica correlation matrix to be RS and follow the same lines of derivations as those taken in (192) to show that

$$\mathbb{E} \{s_k^\kappa \hat{s}_k^\tau\} = \lim_{t \downarrow 0} \mathbb{E}_S \left\{ \frac{S^\kappa \int \mathrm{D}z \cosh^{t-\tau} \left(\frac{\rho z + S}{\hat{\rho}^2} \right) \sinh^\tau \left(\frac{\rho z + S}{\hat{\rho}^2} \right)}{\mathbb{E}_S \left\{ \int \mathrm{D}z \cosh^t \left(\frac{\rho z + S}{\hat{\rho}^2} \right) \right\}} \right\}, \quad (230)$$

for some uniform random variable S on $\{\pm 1\}$. Using symmetry of the hyperbolic functions, we can further simplify the expression as

$$\mathbb{E} \{s_k^\kappa \hat{s}_k^\tau\} = (-1)^{\kappa+\tau} \lim_{t \downarrow 0} \frac{\int \mathrm{D}z \cosh^{t-\tau} \left(\frac{\rho z + 1}{\hat{\rho}^2} \right) \sinh^\tau \left(\frac{\rho z + 1}{\hat{\rho}^2} \right)}{\int \mathrm{D}z \cosh^t \left(\frac{\rho z + 1}{\hat{\rho}^2} \right)} \quad (231a)$$

$$= (-1)^{\kappa+\tau} \int \mathrm{D}z \tanh^\tau \left(\frac{\rho z + 1}{\hat{\rho}^2} \right) \quad (231b)$$

$$= M_{\kappa, \tau}. \quad (231c)$$

The proof is concluded by applying Carleman's theorem.

³⁴Note that this is the same saddle point as the one derived for the replica solution in Appendix B.

³⁵Remember that unlike t , τ is a fixed integer.

APPENDIX D

THE WIRETAP CHANNEL

Consider a Gaussian wiretap channel with two receivers: a legitimate receiver and an eavesdropper. In this channel, the transmitter uses encoder

$$f_N(\cdot) : [2^{NR}] \mapsto \mathbb{R}^N \quad (232)$$

to encode its message $M \in [2^{NR}]$ into the sequence $\mathbf{x} = [x_1, \dots, x_N]^T$, such that

$$\frac{1}{N} \sum_{n=1}^N |x_n|^2 \leq P \quad (233)$$

for some *average transmit power* P . It then transmits this sequence over an AWGN channel using N subsequent transmission time intervals. The legitimate receiver therefore receives sequence $\mathbf{y} = [y_1, \dots, y_N]^T$, where y_n reads

$$y_n = x_n + \xi_n, \quad (234)$$

with $n \in [N]$ and $\xi_n \sim \mathcal{N}(0, \sigma^2)$. Using the decoder

$$g_N(\cdot) : \mathbb{R}^N \mapsto [2^{NR}] \quad (235)$$

the legitimate receiver decodes the transmitted message as $\hat{M} = g_N(\mathbf{y})$.

The eavesdropper overhears the transmitted sequence \mathbf{x} over an independent AWGN channel and receives sequence $\mathbf{z} = [z_1, \dots, z_N]^T$ with z_n being

$$z_n = x_n + \zeta_n \quad (236)$$

for $n \in [N]$ and noise term $\zeta_n \sim \mathcal{N}(0, \rho^2)$.

Noting that each realization of M is encoded via NR bits and transmitted within N time slots, it is concluded that the *transmission rate* in this setting is R bits per channel use.

A. Reliable and Secure Transmission

From information-theoretic viewpoints, we ensure reliability and security of transmission by imposing the following constraints [83]:

- To have a *reliable* communication link between the transmitter and the legitimate receiver, we require to have

$$\Pr \left\{ M \neq \hat{M} \right\} \leq \epsilon_N, \quad (237)$$

for some ϵ_N tending to zero as N grows large.

- The *secrecy* constraint is imposed under the assumption of *infinite* computational capacity of the eavesdropper. In this regards, we desire that information leakage L_N , defined as

$$L_N = \frac{1}{N} I(M; \mathbf{z}), \quad (238)$$

be bounded by a vanishing upper bound, i.e.,

$$L_N \leq \delta_N \quad (239)$$

for some sequence δ_N tending to zero as N grows large. This constraint guarantees that even with unlimited computational power, the eavesdropper is not capable of recovering the transmitted message from its observation.

Based on these two constraints, we define an *achievable secrecy rate* as

Definition 4 (Achievable secrecy rate): *A given value for R is called an achievable secrecy rate, if there exists a sequence of encoders and decoders indexed by N , such that both the constraints are satisfied asymptotically.*

The *secrecy capacity* is then defined as follows:

Definition 5 (Secrecy capacity): *The maximum achievable secrecy rate, often denoted by C , is further called secrecy capacity of this channel.*

Wyner in [36] determined the secrecy capacity for a generic discrete-alphabet channel. The result was later extended to the Gaussian wiretap channel in [74] which indicates

$$C = \frac{1}{2} \left[\log \left(1 + \frac{P}{\sigma^2} \right) - \log \left(1 + \frac{P}{\rho^2} \right) \right]^+ \quad (240)$$

where $[x]^+ := \max \{0, x\}$. The result is intuitive: The transmitter can transmit data confidentially to the legitimate receiver, if and only if there is a channel with better conditions between him and the receiver compared to the overhearing link. The secrecy capacity is moreover the difference between the channel capacity terms for the legitimate and overhearing channels.

REFERENCES

- [1] A. Bereyhi, *Statistical Mechanics of Regularized Least Squares*. Ph.D. Dissertation, Friedrich-Alexander University, June 2020.

- [2] A. Beryhi, R. R. Müller, and H. Schulz-Baldes, “Statistical mechanics of MAP estimation: General replica ansatz,” *IEEE Transactions on Information Theory*, vol. 65, no. 12, pp. 7896–7934, August 2019.
- [3] A. Beryhi and R. R. Müller, “Maximum-a-posteriori signal recovery with prior information: Applications to compressive sensing,” *Proc. IEEE International Conference on Acoustics, Speech and Signal Processing (ICASSP)*, pp. 4494–4498, April 2018, Calgary, AB, Canada.
- [4] J. Barbier, M. Dia, N. Macris, and F. Krzakala, “The mutual information in random linear estimation,” *Proc. 54th Annual Allerton Conference on Communication, Control, and Computing (Allerton)*, pp. 625–632, 2016.
- [5] J. Barbier, N. Macris, A. Maillard, and F. Krzakala, “The mutual information in random linear estimation beyond iid matrices,” *Proc. IEEE International Symposium on Information Theory (ISIT)*, pp. 1390–1394, 2018.
- [6] J. Barbier, N. Macris, M. Dia, and F. Krzakala, “Mutual information and optimality of approximate message-passing in random linear estimation,” *IEEE Transactions on Information Theory*, vol. 66, no. 7, pp. 4270–4303, 2020.
- [7] J. Barbier, W.-K. Chen, D. Panchenko, and M. Sáenz, “Performance of bayesian linear regression in a model with mismatch,” *arXiv preprint arXiv:2107.06936*, 2021.
- [8] E. W. Tramel, S. Kumar, A. Giurciu, and A. Montanari, “Statistical estimation: From denoising to sparse regression and hidden cliques,” *arXiv preprint arXiv:1409.5557*, 2014.
- [9] T. Tanaka, “A statistical-mechanics approach to large-system analysis of CDMA multiuser detectors,” *IEEE Transactions on Information Theory*, vol. 48, no. 11, pp. 2888–2910, 2002.
- [10] D. Guo and S. Verdú, “Randomly spread CDMA: Asymptotics via statistical physics,” *IEEE Transactions on Information Theory*, vol. 51, no. 6, pp. 1983–2010, 2005.
- [11] A. Beryhi, R. R. Müller, and H. Schulz-Baldes, “Replica symmetry breaking in compressive sensing,” *Proc. IEEE Information Theory and Applications Workshop (ITA)*, pp. 1–7, February 2017, San Diego, CA, USA.
- [12] A. Beryhi, M. A. Sedaghat, R. R. Müller, and G. Fischer, “GLSE precoders for massive MIMO systems: Analysis and applications,” *IEEE Transactions on Wireless Communications*, vol. 18, no. 9, pp. 4450–4465, September 2019.
- [13] A. M. Tulino, G. Caire, S. Verdu, and S. Shamai, “Support recovery with sparsely sampled free random matrices,” *IEEE Transactions on Information Theory*, vol. 59, no. 7, pp. 4243–4271, 2013.
- [14] J. Barbier and F. Krzakala, “Replica analysis and approximate message passing decoder for superposition codes,” *Proc. IEEE International Symposium on Information Theory (ISIT)*, pp. 1494–1498, 2014.
- [15] A. Beryhi, S. Asaad, B. Gäde, R. R. Müller, and H. V. Poor, “Detection of spatially modulated signals via RLS: Theoretical bounds and applications,” *IEEE Transactions on Wireless Communications*, 2021.
- [16] A. Beryhi, S. Haghighatshoar, and R. R. Müller, “Theoretical bounds on MAP estimation in distributed sensing networks,” *Proc. IEEE International Symposium on Information Theory (ISIT)*, June 2018, Vail, CO, USA.
- [17] J. Barbier and N. Macris, “Statistical limits of dictionary learning: random matrix theory and the spectral replica method,” *arXiv preprint arXiv:2109.06610*, 2021.
- [18] A. Maillard, F. Krzakala, M. Mézard, and L. Zdeborová, “Perturbative construction of mean-field equations in extensive-rank matrix factorization and denoising,” *arXiv preprint arXiv:2110.08775*, 2021.
- [19] J. Yang, X. Liao, X. Yuan, P. Lull, D. J. Brady, G. Sapiro, and L. Carin, “Compressive sensing by learning a gaussian mixture model from measurements,” *IEEE Transactions on Image Processing*, vol. 24, no. 1, pp. 106–119, 2014.
- [20] M. Lelarge and L. Miolane, “Fundamental limits of symmetric low-rank matrix estimation,” *Conference on Learning Theory*, pp. 1297–1301, 2017.
- [21] —, “Asymptotic bayes risk for gaussian mixture in a semi-supervised setting,” *Proc. IEEE International Workshop on Computational Advances in Multi-Sensor Adaptive Processing (CAMSAP)*, pp. 639–643, 2019.

- [22] F. Mignacco, F. Krzakala, Y. Lu, P. Urbani, and L. Zdeborova, “The role of regularization in classification of high-dimensional noisy gaussian mixture,” *International Conference on Machine Learning*, pp. 6874–6883, 2020.
- [23] C. Thrampoulidis, S. Oymak, and M. Soltanolkotabi, “Theoretical insights into multiclass classification: A high-dimensional asymptotic view,” *arXiv preprint arXiv:2011.07729*, 2020.
- [24] N. Sourlas, “Spin-glass models as error-correcting codes,” *Nature*, vol. 339, no. 6227, pp. 693–695, 1989.
- [25] Y. Kabashima and D. Saad, “Statistical mechanics of error-correcting codes,” *Europhysics Letters (EPL)*, vol. 45, no. 1, p. 97, 1999.
- [26] Y. V. Fyodorov, “A spin glass model for reconstructing nonlinearly encrypted signals corrupted by noise,” *Journal of Statistical Physics*, vol. 175, no. 5, pp. 789–818, June 2019.
- [27] S. F. Edwards and P. W. Anderson, “Theory of spin glasses,” *Journal of Physics F: Metal Physics*, vol. 5, no. 5, p. 965, 1975.
- [28] M. Mézard, G. Parisi, and M. A. Virasoro, *Spin glass theory and beyond: An Introduction to the Replica Method and Its Applications*. World Scientific Publishing Company, 1987, vol. 9.
- [29] D. Panchenko, *The Sherrington-Kirkpatrick model*. Springer Science & Business Media, 2013.
- [30] M. Talagrand, “Free energy of the spherical mean field model,” *Probability theory and related fields*, vol. 134, no. 3, pp. 339–382, 2006.
- [31] E. T. Jaynes, “Information theory and statistical mechanics,” *Physical review*, vol. 106, no. 4, p. 620, 1957.
- [32] —, “Information theory and statistical mechanics. II,” *Physical review*, vol. 108, no. 2, p. 171, 1957.
- [33] H. Nishimori, *Statistical physics of spin glasses and information processing: an introduction*. Clarendon Press, 2001, no. 111.
- [34] N. Merhav, “Statistical physics and information theory,” *Foundations and Trends in Communications and Information Theory*, vol. 6, no. 1-2, pp. 1–212, 2010.
- [35] N. Sourlas, “Spin glasses, error-correcting codes and finite-temperature decoding,” *Europhysics Letters (EPL)*, vol. 25, no. 3, p. 159, 1994.
- [36] A. D. Wyner, “The wiretap channel,” *Bell system technical journal*, vol. 54, no. 8, pp. 1355–1387, October 1975.
- [37] M. Mezard and A. Montanari, *Information, physics, and computation*. Oxford University Press, 2009.
- [38] S. Rangan, A. K. Fletcher, and V. Goyal, “Asymptotic analysis of MAP estimation via the replica method and applications to compressed sensing,” *IEEE Transactions on Information Theory*, vol. 58, no. 3, pp. 1902–1923, 2012.
- [39] B. M. Zaidel, R. R. Müller, A. L. Moustakas, and R. de Miguel, “Vector precoding for Gaussian MIMO broadcast channels: Impact of replica symmetry breaking,” *IEEE Transactions on Information Theory*, vol. 58, no. 3, pp. 1413–1440, 2012.
- [40] T. Richardson and R. Urbanke, *Modern coding theory*. Cambridge university press, 2008.
- [41] S. Kudekar and N. Macris, “Proof of replica formulas in the high noise regime for communication using LDGM codes,” *Proc. IEEE Information Theory Workshop*, pp. 416–420, 2008.
- [42] S. Kumar, A. J. Young, N. Macris, and H. D. Pfister, “Threshold saturation for spatially coupled LDPC and LDGM codes on BMS channels,” *IEEE Transactions on Information Theory*, vol. 60, no. 12, pp. 7389–7415, December 2014.
- [43] H.-B. Chen, J.-C. Mourrat, and J. Xia, “Statistical inference of finite-rank tensors,” *arXiv preprint arXiv:2104.05360*, 2021.
- [44] C. Luneau, J. Barbier, and N. Macris, “Mutual information for low-rank even-order symmetric tensor estimation,” *arXiv preprint arXiv:1904.04565*, 2019.
- [45] J. Barbier, F. Krzakala, N. Macris, L. Miolane, and L. Zdeborová, “Optimal errors and phase transitions in high-dimensional generalized linear models,” *Proceedings of the National Academy of Sciences*, vol. 116, no. 12, pp. 5451–5460, 2019.
- [46] B. Loureiro, G. Sicuro, C. Gerbelot, A. Pacco, F. Krzakala, and L. Zdeborová, “Learning gaussian mixtures with generalised linear models: Precise asymptotics in high-dimensions,” *arXiv preprint arXiv:2106.03791*, 2021.

- [47] T. R. Kirkpatrick and D. Thirumalai, "Dynamics of the structural glass transition and the p -spin—interaction spin-glass model," *Physical review letters*, vol. 58, no. 20, p. 2091, May 1987.
- [48] E. Gardner, "Spin glasses with p -spin interactions," *Nuclear Physics B*, vol. 257, pp. 747–765, 1985.
- [49] B. Derrida, "Random-energy model: Limit of a family of disordered models," *Physical Review Letters*, vol. 45, no. 2, p. 79, 1980.
- [50] L. De Sanctis and S. Franz, "Self-averaging identities for random spin systems," *Spin glasses: statics and dynamics*, pp. 123–142, 2009.
- [51] C. E. Shannon, "A mathematical theory of communication," *The Bell system technical journal*, vol. 27, no. 3, pp. 379–423, July 1948.
- [52] A. Berezni, R. Müller, and H. Schulz-Baldes, "RSB decoupling property of MAP estimators," *Proc. IEEE Information Theory Workshop (ITW)*, pp. 379–383, October 2016, Cambridge, UK.
- [53] Y. Iba, "The Nishimori line and Bayesian statistics," *Journal of Physics A: Mathematical and General*, vol. 32, no. 21, p. 3875, 1999.
- [54] F. Antenucci, F. Krzakala, P. Urbani, and L. Zdeborová, "Approximate survey propagation for statistical inference," *Journal of Statistical Mechanics: Theory and Experiment*, vol. 2019, no. 2, p. 023401, 2019.
- [55] F. Krzakala and L. Zdeborová, *Statistical Physics Methods in Optimization and Machine Learning*. Available online at <https://sphinxnteam.github.io/EPFLDoctoralLecture2021/Notes.pdf>, 2021.
- [56] R. R. Müller and W. H. Gerstacker, "On the capacity loss due to separation of detection and decoding," *IEEE Transactions on Information Theory*, vol. 50, no. 8, pp. 1769–1778, 2004.
- [57] M. Vehkaperä, K. Takeuchi, R. R. Müller, and T. Tanaka, "Analysis of large MIMO DS-CDMA systems with imperfect CSI and spatial correlation," *Proc. IEEE International Symposium on Information Theory (ISIT)*, pp. 2098–2102, 2010.
- [58] M. A. Sedaghat, R. R. Müller, and F. Marvasti, "On optimum asymptotic multiuser efficiency of randomly spread CDMA," *IEEE Transactions on Information Theory*, vol. 61, no. 12, pp. 6635–6642, September 2015.
- [59] S. Verdú and S. Shamai, "Spectral efficiency of CDMA with random spreading," *IEEE Transactions on Information theory*, vol. 45, no. 2, pp. 622–640, March 1999.
- [60] R. R. Müller, *Power and bandwidth efficiency of multiuser systems with random spreading*. Shaker, 1999.
- [61] R. R. Müller, "Multiuser receivers for randomly spread signals: Fundamental limits with and without decision-feedback," *IEEE Transactions on Information Theory*, vol. 47, no. 1, pp. 268–283, January 2001.
- [62] M. Scheffer, J. Bascompte, W. A. Brock, V. Brovkin, S. R. Carpenter, V. Dakos, H. Held, E. H. Van Nes, M. Rietkerk, and G. Sugihara, "Early-warning signals for critical transitions," *Nature*, vol. 461, no. 7260, pp. 53–59, September 2009.
- [63] S. J. Lade and T. Gross, "Early warning signals for critical transitions: a generalized modeling approach," *PLoS computational biology*, vol. 8, no. 2, p. e1002360, February 2012.
- [64] D. Gamarnik and I. Zadik, "High dimensional linear regression with binary coefficients: Mean squared error and a phase transition," *Proc. Conference on Learning Theory (COLT)*, 2017.
- [65] G. Reeves, J. Xu, and I. Zadik, "The all-or-nothing phenomenon in sparse linear regression," *Proc. Conference on Learning Theory (COLT)*, pp. 2652–2663, 2019.
- [66] I. Zadik, "Computational and statistical challenges in high dimensional statistical models," Ph.D. dissertation, Massachusetts Institute of Technology, 2019.
- [67] J. Niles-Weed and I. Zadik, "It was "all" for "nothing": sharp phase transitions for noiseless discrete channels," *arXiv preprint arXiv:2102.12422*, 2021.
- [68] J. Barbier, N. Macris, and C. Rush, "All-or-nothing statistical and computational phase transitions in sparse spiked matrix estimation," *arXiv preprint arXiv:2006.07971*, 2020.

- [69] A. Maillard, B. Loureiro, F. Krzakala, and L. Zdeborová, “Phase retrieval in high dimensions: Statistical and computational phase transitions,” *arXiv preprint arXiv:2006.05228*, 2020.
- [70] A. Wyner, “Recent results in the Shannon theory,” *IEEE Transactions on information Theory*, vol. 20, no. 1, pp. 2–10, 1974.
- [71] T. Cover, “A proof of the data compression theorem of Slepian and Wolf for ergodic sources (corresp.),” *IEEE Transactions on Information Theory*, vol. 21, no. 2, pp. 226–228, 1975.
- [72] M. H. Yassaee, M. R. Aref, and A. Gohari, “Achievability proof via output statistics of random binning,” *IEEE Transactions on Information Theory*, vol. 60, no. 11, pp. 6760–6786, 2014.
- [73] J. Muramatsu and S. Miyake, “Construction of codes for the wiretap channel and the secret key agreement from correlated source outputs based on the hash property,” *IEEE Transactions on Information Theory*, vol. 58, no. 2, pp. 671–692, 2012.
- [74] S. Leung-Yan-Cheong and M. Hellman, “The Gaussian wiretap channel,” *IEEE Transactions on Information Theory*, vol. 24, no. 4, pp. 451–456, July 1978.
- [75] N. Sloane, “Recent bounds for codes, sphere packings and related problems obtained by linear programming and other methods,” *Contemporary Mathematics*, vol. 9, pp. 153–185, 1982.
- [76] D. J. MacKay and D. J. Mac Kay, *Information Theory, Inference and Learning Algorithms*. Cambridge university press, 2003.
- [77] R. R. Müller, “On approximation, bounding & exact calculation of average block error probability for random code ensembles,” *IEEE Transactions on Communications*, vol. 69, no. 5, pp. 2987–2996, May 2021.
- [78] F. Riesz, “Sur les valeurs moyennes des fonctions,” *Journal of the London Mathematical Society*, vol. 1, no. 2, pp. 120–121, 1930.
- [79] D. W. Stroock, *An introduction to the theory of large deviations*. Springer Science & Business Media, 2012.
- [80] S. S. Varadhan, *Large deviations and applications*. SIAM, 1984.
- [81] A. Guionnet and O. Zeitouni, “Large deviations asymptotics for spherical integrals,” *Journal of functional analysis*, vol. 188, no. 2, pp. 461–515, 2002.
- [82] N. I. Aheizer, *The classical moment problem and some related questions in analysis*. Oliver & Boyd, 1965.
- [83] Y. Liang, H. V. Poor, S. Shamai *et al.*, “Information theoretic security,” *Foundations and Trends® in Communications and Information Theory*, vol. 5, no. 4–5, pp. 355–580, 2009.