

## Highlights

### **An Effective Iterated Two-stage Heuristic Algorithm for the Multiple Traveling Salesmen Problem**

Jiongzhi Zheng, Yawei Hong, Wenchang Xu, Wentao Li, Yongfu Chen

- We propose an effective ITSHA local search for the *minsum* and *minmax mTSP*.
- We propose three effective local search neighborhoods for the *mTSP*.
- We propose several approaches for escaping from the local optima to improve ITSHA.
- Experimental results demonstrate the superiority of the proposed algorithm.

# An Effective Iterated Two-stage Heuristic Algorithm for the Multiple Traveling Salesmen Problem

Jiongzhi Zheng<sup>a</sup>, Yawei Hong<sup>a</sup>, Wenchang Xu<sup>a</sup>, Wentao Li<sup>a</sup> and Yongfu Chen<sup>a,\*</sup>

<sup>a</sup>*School of Mechanical Science and Engineering, Huazhong University of Science and Technology, China*

## ARTICLE INFO

### Keywords:

Multiple traveling salesmen problem  
Combinatorial optimization  
Heuristics  
Local search

## ABSTRACT

The multiple Traveling Salesmen Problem (*mTSP*) is a general extension of the famous NP-hard Traveling Salesmen Problem (TSP), that there are  $m$  ( $m > 1$ ) salesmen to visit the cities. In this paper, we address the *mTSP* with both of the *minsum* objective and the *minmax* objective, which aims at minimizing the total length of the  $m$  tours and the length of the longest tour among all the  $m$  tours, respectively. We propose an iterated two-stage heuristic algorithm, denoted as ITSHA. Each iteration of ITSHA consists of an initialization stage and an improvement stage. The purpose of the initialization stage is to generate high-quality and diverse initial solutions. The improvement stage mainly applies the variable neighborhood search (VNS) approach based on our proposed local search neighborhoods to optimize the initial solution generated by the initialization stage. Moreover, some local optima escaping approaches are employed to enhance the search ability of the algorithm. Extensive experimental results on a wide range of public benchmark instances show that ITSHA significantly outperforms state-of-the-art heuristic algorithms in solving the *mTSP* on both the objectives.

## 1. Introduction

The multiple Traveling Salesmen Problem (*mTSP*) is a general extension of the famous NP-hard Traveling Salesmen Problem (TSP), that there are  $m$  ( $m > 1$ ) salesmen to visit the cities. In this paper, we consider the *mTSP* with a single depot, that is, the  $m$  salesmen travel from the same depot to visit all the cities exactly once without overlapping and finally return to the depot. And we address the *mTSP* with both of the *minsum* objective and the *minmax* objective, which aims at minimizing the total length of the  $m$  tours and the length of the longest tour among all the  $m$  tours, respectively. The *mTSP* is not only a natural but also a more practical extension of the TSP, that finds many practical applications in the real world [1]. For example, the well-known Vehicle Routing Problem (VRP) [2, 3], production schedules [4], the school bus routing problem [5], printing press schedules [6], task allocation [7], etc.

Typical methods for the *mTSP* are mainly exact algorithms [8, 9], approximation algorithms [10] and heuristics [11, 12, 13]. The exact algorithms may be difficult for large instances and the approximation algorithms may suffer from weak optimality guarantees. Heuristics are known to be the most efficient and effective approaches for solving the *mTSP*. For representative and effective heuristic algorithms, we have the artificial bee colony (ABC) algorithms [11], the invasive weed optimization (IWO) algorithm [11], the general variable neighborhood search (GVNS) heuristic [12], the ant colony optimization (ACO) algorithm [13] and the evolution strategy (ES) approach [14]. These heuristics can be used to solve both of the *minsum* and the *minmax mTSP*.

Population based meta-heuristics are the most popular and effective heuristic algorithms for the *minsum* and *min-*

*max mTSP* recently. Some of them address both of the two objectives of *mTSP*. For example, the genetic algorithms (GA) [15, 16, 17], ABC algorithms [11], ACO algorithms [13, 18], evolution strategy algorithm [14], and other population based approaches [11]. Among these algorithms, the ABC algorithms as well as the IWO algorithm proposed by Venkatesh and Singh [11], the MOAT-ACO algorithm [13], and the ES algorithm [14] are the state-of-the-art heuristics for both of the *minsum* and the *minmax mTSP*. In addition, some studies focus on one of the two objectives of *mTSP*. The genetic algorithm called GAL [19] and the memetic algorithm called MASVND [20] are two of the state-of-the-art heuristics for the *minsum* and *minmax mTSP*, respectively. They report the results on the *mTSP* instances with more than one thousand cities.

Local search is another type of heuristic algorithms, which is widely used in the famous combinatorial optimization problems such as TSP [21, 22], satisfiability [23] and maximum satisfiability [24]. However, the local search technique is mainly applied to improve the population based *mTSP* meta-heuristics by incorporating with them in the related studies [11, 20, 14], and few researches employ the local search method to directly solve the standard *minsum* and *minmax mTSP*. Among the local search algorithms, the GVNS algorithm proposed by Soylu [12] is one of the best-performing heuristics based on variable neighborhood search (VNS) for the *minsum* and *minmax mTSP*.

This work aims at making up the lack of effective local search heuristics for solving the *minsum* and *minmax mTSP* by introducing an iterated two-stage heuristic algorithm, denoted as ITSHA. The first stage (the initialization stage) of ITSHA is to generate an initial solution by the fuzzy c-means (FCM) clustering algorithm [25, 26] and a random greedy heuristic. The FCM algorithm and the random greedy heuristic help the algorithm to escape from the local optima by providing diverse initial solutions. In the second stage (the

\*Corresponding author

✉ jzzheng@hust.edu.cn (J. Zheng); chenylf@hust.edu.cn (Y. Chen)  
ORCID(s):

improvement stage), a VNS approach based on our proposed neighborhoods is employed to improve the initial solution produced in the first stage. We define the candidate set for each city that records several other nearest cities in ascending order of distance to reduce the search scope and improve the efficiency of the proposed neighborhoods. And the solution can be adjusted several times by exchanging the positions of several cities during the improvement stage to escape from the local optima and find better solutions. In ITSHA, these two stages are repeated until a stopping condition is met.

There are some related studies that apply clustering algorithms to solve the  $m$ TSP [27, 28, 29]. These studies all combine clustering algorithms with the population based algorithms include ACO [27] and GA [28, 29] to solve the  $m$ TSP. Specifically, they apply clustering algorithms to divide the cities into  $m$  groups, then use the population based algorithms to find the shortest  $m$  tours that each tour consists of the cities in each group. Obviously, the quality of the results of these algorithms depends too much on the clustering results, thus their performance is not good. And they did not compare with other state-of-the-art heuristics on widely used  $m$ TSP benchmark instances.

In our proposed ITSHA algorithm, the clustering algorithm is applied to generate high-quality and diverse initial solutions, which will be improved by the VNS approach in the improvement stage. Thus our method can make up the shortcomings of the related studies that apply clustering algorithms to solve the  $m$ TSP [27, 28, 29] described above. And we test our algorithm on public *minsum* and *minmax*  $m$ TSP benchmarks with up to more than 1,000 cities. The results show that our ITSHA algorithm significantly outperforms the state-of-the-art heuristics in solving the  $m$ TSP on both the objectives.

The main contributions of this work are as follows:

- We propose an iterated two-stage heuristic algorithm, termed ITSHA, to solve the *minsum* and *minmax*  $m$ TSP with a single depot. ITSHA significantly outperforms the state-of-the-art  $m$ TSP heuristics, yields 32 new records among 38 public *minsum*  $m$ TSP instances and 20 new records among 44 public *minmax*  $m$ TSP instances.
- We propose three effective and efficient local search operators, called *2-opt*, *Insert* and *Swap*, based on the candidate sets. The proposed operators are significantly better than the local search neighborhoods used in existing  $m$ TSP heuristics.
- We propose to apply the fuzzy clustering algorithm and the approaches of adjusting the solution and the candidate edges, to help the algorithm to escape from the local optima and find better results.

The rest of this paper is organized as follows. Section 2 formulates the *minsum* and *minmax*  $m$ TSP. Section 3 describes our proposed ITSHA algorithm. Section 4 presents experimental results and analyses. Section 5 contains the concluding remarks.

## 2. Problem definition

Given a complete undirected graph  $G(V, E)$ , where  $V = \{1, \dots, n\}$  denotes the set of the cities (note that city 1 is the depot), and  $E$  is the pairwise edges  $\{e_{ij} | i, j \in V\}$ .  $c_{ij}$  represents the cost of edge  $e_{ij}$  (usually equals to the distance of traveling from city  $i$  to city  $j$ ). The  $m$ TSP is to determine  $m$  Hamiltonian routes that cover each city exactly once and minimize the objective function (*minsum* or *minmax*).

Let  $x_{ijk}$  be a three-index variable that  $x_{ijk} = 1$  when salesman  $k$  visits city  $j$  immediately after city  $i$ , otherwise  $x_{ijk} = 0$ , and  $u_i$  be a variable that indicates the visiting rank of city  $i$  in order ( $u_1 = 0$ ). The flow based formulation [30, 31] of the *minsum* and *minmax*  $m$ TSP with the Miller–Tucker–Zemlin (MTZ) [32] sub-tour elimination constraints is given as follows:

*minsum*  $m$ TSP:

$$\text{Minimize } \sum_{i=1}^n \sum_{j=1}^n c_{ij} \sum_{k=1}^m x_{ijk} \quad (1)$$

*minmax*  $m$ TSP:

$$\text{Minimize } \sum_{i=1}^n \sum_{j=1}^n c_{ij} x_{ijk_{\max}}, \quad (2)$$

$$k_{\max} = \arg \max_{k \in \{1, \dots, m\}} \sum_{i=1}^n \sum_{j=1}^n c_{ij} x_{ijk}$$

Subject to:

$$\sum_{i=1}^n \sum_{k=1}^m x_{ijk} = 1, \quad j = 1, \dots, n \quad (3)$$

$$\sum_{i=1}^n x_{ilk} - \sum_{j=1}^n x_{ljk} = 0, \quad k = 1, \dots, m, \quad l = 1, \dots, n \quad (4)$$

$$\sum_{j=1}^n x_{1jk} = 1, \quad k = 1, \dots, m \quad (5)$$

$$u_i - u_j + p \sum_{k=1}^m x_{ijk} \leq p - 1, \quad i \neq j = 2, \dots, n \quad (6)$$

$$x_{ijk} \in \{0, 1\}, \quad \forall i, j, k. \quad (7)$$

As shown in Eqs. 1 and 2, the *minsum* and *minmax*  $m$ TSP aim at minimizing the total length of the  $m$  tours and the length of the longest tour among all the  $m$  tours, respectively. Constraints 3 state that each city should be visited exactly once and 4 are the flow conservation constraints which ensure that once a salesman visits a city, then he must also depart from the same city. Constraints 5 ensure that exactly  $m$  salesmen depart from the depot. Constraints 6 are the extensions of the MTZ [32] sub-tour elimination constraints to a three-index model, where  $p$  denotes the maximum number of cities that can be visited by any salesman.

### 3. The proposed algorithm

The proposed iterated two-stage heuristic algorithm (ITSHA) consists of the initialization stage and the improvement stage. We apply the fuzzy c-means (FCM) clustering algorithm [25, 26] and a random greedy heuristic to generate an initial solution in the initialization stage. The initialization stage actually helps our algorithm to escape from the local optima by providing high-quality and diverse initial solutions. In the improvement stage, the VNS method based on our proposed neighborhoods is employed to optimize the initial solution generated in the initialization stage. And the solution can be adjusted several times by randomly exchanging the positions of several cities to find better solutions. The ITSHA algorithm repeats these two stages until a stopping condition is met.

This section first describes the main process of the proposed ITSHA algorithm, then introduces the details of the two stages in ITSHA respectively.

#### 3.1. Main process of ITSHA

The main flow of ITSHA is presented in Algorithm 1. ITSHA first initializes the candidate set of each city (line 1).  $CS$  denotes the collection of the candidate sets,  $CS_i$  is the candidate set of city  $i$ .  $C_{max}$  (10 in default) is the number of cities in each candidate set, i.e., the initial candidate set of each city records  $C_{max}$  other nearest cities in ascending order of the city distance. The search scope of the proposed neighborhoods is significantly reduced by the candidate sets (from about  $n$  to  $C_{max}$ , details are given later on), thus the efficiency of the algorithm is significantly improved. The approach of applying candidates to reduce the search scope is widely used in the famous TSP heuristics [22, 33].

As shown in Algorithm 1, ITSHA repeats the initialization stage (lines 5-6) and the improvement stage (lines 7-13) until the cut-off time  $t_{max}$  is reached. The initialization stage generates an initial solution by the FCM algorithm and the random greedy function. The improvement stage applies the VNS method based on our proposed neighborhoods to improve the initial solution. And the solution obtained during the improvement stage can be adjusted for  $A_t$  (3 in default) times to escape from the local optima (line 9). The approach of the solution adjustment function is to randomly delete  $A_c$  (5 in default) cities in  $S$ , then randomly insert these cities into the solution. Note that the adjusted solution should satisfy the constraint that each salesman can visit at most  $p$  cities.

Moreover, at the end of each iteration of ITSHA (except the first iteration), the candidate set of each city will be adjusted (lines 14-16). Specifically, if edge  $(i, j)$  appears in both  $S_{better}$  and  $S_{best}$ , the last candidate city in  $CS_i$  will be replaced with city  $j$  if  $j \notin CS_i$ . The method of adjusting candidate cities allows the neighborhoods to change adaptively, so as to enhance the robustness and the search ability of the algorithm. The experimental results also demonstrate that the approach of adjusting candidate cities can improve the performance of our ITSHA algorithm.

---

#### Algorithm 1 The ITSHA algorithm

---

**Input:** the maximum number of the candidate cities:  $C_{max}$ , the number of times to adjust the solution:  $A_t$ , the number of the adjusted cities:  $A_c$ , the cut-off time  $t_{max}$ , the maximum number of cities that can be visited by any salesman:  $p$ , the weighting exponent in FCM:  $w$ , the termination criterion in FCM:  $\epsilon$

**Output:** a solution:  $S_{best}$

```

1:  $CS := \text{Initialize\_Candidates}(C_{max})$ 
2: Initialize  $L(S_{best}) := +\infty$ ,  $L(S)$  is the objective value of solution  $S$  (Eq. 1 or Eq. 2)
3: while the cut-off time  $t_{max}$  is not reached do
4:   Initialize  $L(S_{better}) := +\infty$ 
   % the initialization stage
5:    $NC := \text{FCM}(w, \epsilon, p)$ ,  $NC_i$  is the group (cluster) that city  $i$  belongs to
6:    $S := \text{Random\_Greedy}(NC, CS, C_{max}, S_{best})$ 
   % the improvement stage
7:   Initialize  $num_t := 0$ 
8:   while  $num_t < A_t + 1$  do
9:      $S := \text{Adjust\_Solution}(S, A_c, p)$  if  $num_t > 0$ 
10:     $S := \text{VNS}(S, CS, C_{max}, p)$ 
11:     $S_{better} := S$  if  $L(S) < L(S_{better})$ 
12:     $num_t := num_t + 1$ 
13:   end while
14:   if  $L(S_{best}) \neq +\infty$  then
15:      $CS := \text{Adjust\_Candidates}(CS, S_{better}, S_{best})$ 
16:   end if
17:    $S_{best} := S_{better}$  if  $L(better) < L(S_{best})$ 
18: end while

```

---

#### 3.2. The initialization stage of ITSHA

This subsection introduces the initialization stage of ITSHA. We describe the process of the FCM algorithm and the random greedy function respectively.

##### 3.2.1. Fuzzy c-means clustering

The fuzzy c-means clustering (FCM) algorithm [25, 26] is an important vehicle to cope with overlapping clustering, which uses a membership matrix  $U = [u_{ij}] \in \mathbb{R}^{N \times c}$  to represent the result of clustering  $N$  elements into  $c$  clusters. The membership degree  $u_{ij}$  of the element  $i$  in the cluster  $j$  is subjected to the following constraints: 1)  $u_{ij} \in [0 : 1]$ . 2)  $\sum_{j=1}^c u_{ij} = 1$ .

In our ITSHA algorithm, we apply FCM to cluster the  $n - 1$  cities (all the  $n$  cities except city 1, i.e., the depot) into  $m$  clusters according to their positions, so as to assign the cities of each cluster to each salesman. With the help of the clustering algorithm, the positions of the cities assigned to each salesman (in each cluster) are close. We employ the FCM algorithm rather than the common c-means algorithm used in [27, 28, 29] since the randomness and robustness of FCM are better than those of c-means. In other words, the diversity, as well as the quality of the initial solutions generated by FCM, are better than by c-means. The goal of the FCM algorithm in ITSHA is to minimize the following

objective function  $J$ :

$$J = \sum_{i=2}^n \sum_{j=1}^m u_{ij}^w \|x_i - v_j\|^2, \quad (8)$$

where  $w$  is the weighting exponent,  $x_i$  is the position of city  $i$ ,  $v_j$  is the cluster center of the cluster  $j$ . The FCM is carried out through iterative minimization of the objective function  $J$  through updating the cluster center  $v_j$  and the membership degrees  $u_{ij}$  by the following formulas:

$$v_j = \frac{\sum_{i=2}^n u_{ij}^w x_i}{\sum_{i=2}^n u_{ij}^w}, \quad j = 1, \dots, m \quad (9)$$

and

$$u_{ij} = \frac{1}{\sum_{k=1}^m \left( \frac{\|x_i - v_j\|}{\|x_i - v_k\|} \right)^{\frac{2}{w-1}}}, \quad (10)$$

$$i = 2, \dots, n, \quad j = 1, \dots, m.$$

The flow of the fuzzy clustering procedure in our ITSHA algorithm is shown in Algorithm 2. The FCM algorithm first randomly initializes the membership matrix  $U$  (line 3). The random initialized membership matrix helps the initialization stage of ITSHA to generate diverse initial solutions. FCM then updates the clustering centers and the membership matrix repeatedly until the membership matrix converges (lines 4-7). Lines 9-12 can prevent the clustering algorithm from obtaining empty clusters. In general, city  $i$  will be assigned to the salesman (cluster)  $t$  that the membership degree  $u_{it}$  is the largest among  $u_{ij}, j \in \{1, \dots, m\}$  (lines 17-18). And a cluster with  $p - 1$  cities can not be assigned more cities since each salesman can visit at most  $p$  cities include the depot (line 19).

### 3.2.2. Random greedy function

We propose a random greedy function to generate a feasible initial solution for the  $m$ TSP based on the clustering results of FCM. The process of the random greedy function is shown in Algorithm 3. The random greedy function actually determines a connected sequence (i.e., a Hamiltonian route) of the cities in each cluster coupled with the depot (i.e.,  $C^j$  in line 1) to produce a solution. For generating each of the  $m$  tours, a random city  $sc$  is chosen firstly (line 4), and the current city  $cc$  is set to be  $sc$ . Then, as long as not all cities in  $C^j$  have been chosen, choose the next city  $nc$  to follow  $cc$  in the current tour, and set  $cc$  equal to  $nc$ .  $nc$  is chosen as follows:

- (1) If possible, choose  $nc$  such that  $(nc, cc)$  is an edge of the best solution  $S_{best}$  (lines 7-12).
- (2) Otherwise, if possible, choose  $nc$  from the candidate set of  $cc$ ,  $CS_{cc}$  (lines 13-17).
- (3) Otherwise, choose  $nc$  at random among those cities not already chosen in  $C^j$  (lines 18-22).

When more than one city may be chosen, the city is chosen at random among the alternatives (a one-way list of cities, as shown in line 23 in Algorithm 3). The  $m$  sequences of chosen cities constitute the initial solution  $S$  of  $m$ TSP.

---

### Algorithm 2 Fuzzy clustering procedure

---

**Input:** the weighting exponent in FCM:  $w$ , the termination criterion in FCM:  $\epsilon$ , the maximum number of cities that can be visited by any salesman:  $p$

**Output:** a vector that represents the cluster each city belongs to:  $NC$

- 1: Initialize  $NC_i = 0$  for each  $i \in \{2, \dots, n\}$
  - 2: Let  $C_{num} := [C_{num_j}], j \in \{1, \dots, m\}$  be a vector that  $C_{num_j}$  represents the number of the cities belong to cluster  $j$
  - 3: Let  $k := 1$ , and randomly initialize the membership matrix  $U^k$
  - 4: **repeat**
  - 5:   Compute  $v_j, j \in \{1, \dots, m\}$  according to Eq. 9
  - 6:   Compute the updated membership matrix  $U^{k+1}$  according to Eq. 10,  $k := k + 1$
  - 7: **until**  $\max_{i,j} \{|u_{ij}^k - u_{ij}^{k-1}|\} < \epsilon$
  - 8:  $U := U^k$
  - 9: **for**  $j := 1$  to  $m$  **do**
  - 10:    $t := \arg \max_{i \in \{2, \dots, n\} \wedge NC_i = 0} u_{ij}$
  - 11:    $NC_i := j, C_{num_j} := 1$
  - 12: **end for**
  - 13: **for**  $i := 2$  to  $n$  **do**
  - 14:   **if**  $NC_i \neq 0$  **then**
  - 15:     **continue**
  - 16:   **end if**
  - 17:    $t := \arg \max_{j \in \{1, \dots, m\} \wedge C_{num_j} < p-1} u_{ij}$
  - 18:    $NC_i := t, C_{num_t} := C_{num_t} + 1$
  - 19: **end for**
- 

In summary, the random greedy function constructs the initial solution iteratively. In each iteration, the procedure tries to let the salesman follow the current best tour or select the next cities from the candidate sets. That is, the global structure of  $m$ TSP instance (i.e., the candidate sets) and the best solution obtained during the procedure of ITSHA are utilized to improve the quality of the initial solution. And the randomness of FCM and the random greedy function guarantees the diversity of the initial solutions. In a word, the initialization stage of ITSHA consists of the fuzzy clustering and the random greedy function can provide high-quality and diverse initial solutions to help the algorithm escape from the local optima and yield better results.

### 3.3. The improvement stage of ITSHA

This subsection mainly describes the process of the variable neighborhood search (VNS) in the improvement stage of ITSHA. We first introduce the neighborhoods used in our algorithms, then present the flow of the VNS.

#### 3.3.1. Neighborhoods used in ITSHA

The VNS approach [34] is widely used in the routing problems include TSP [35], VRP [36, 37] and  $m$ TSP [12, 20]. And the performance of VNS strongly depends on the design of the neighborhood structures. However, the existing neighborhoods used in the state-of-the-art  $m$ TSP heuris-



**Algorithm 3** Random greedy procedure

**Input:** the clustering results:  $NC$ , the candidate sets:  $CS$ , the maximum number of the candidate cities:  $C_{max}$ , the best solution:  $S_{best}$

**Output:** a solution:  $S$

- 1: Let  $C^j = \{1 \cup \{i | i \in \{2, \dots, n\} \wedge NC_i = j\}\}$  be a set of the cities assigned to salesman  $j$  (i.e., the cities in cluster  $j$  coupled with the depot),  $j \in \{1, \dots, m\}$
- 2: Initialize an  $n$ -dimension zero vector  $Se \in \{0\}^n$ ,  $Se_i = 1$  indicates city  $i$  has been selected, otherwise  $Se_i = 0$
- 3: **for**  $j := 1$  to  $m$  **do**
- 4:    $Se_1 := 0$
- 5:   Randomly select a starting city  $sc$  in  $C^j$ ,  $Se_{sc} := 1$ ,  $C^j := C^j \setminus \{sc\}$ , set current city  $cc := sc$
- 6:   **repeat**
- 7:     Initialize a set of the alternative cities  $AC := \emptyset$
- 8:     **if**  $L(S_{best}) \neq +\infty$  **then**
- 9:       Let  $a_1, a_2$  be the two cities connected with  $cc$  in  $S_{best}$ .
- 10:       **for**  $i := 1$  to 2 **do**
- 11:         **If**  $NC_{a_i} = j \wedge Se_{a_i} = 0$ ,  $AC := AC \cup \{a_i\}$
- 12:       **end for**
- 13:     **end if**
- 14:     **if**  $|AC| = 0$  **then**
- 15:       **for** city  $k \in CS_{cc}$  **do**
- 16:         **If**  $NC_k = j \wedge Se_k = 0$ ,  $AC := AC \cup \{k\}$
- 17:       **end for**
- 18:     **end if**
- 19:     **if**  $|AC| = 0$  **then**
- 20:       **for** city  $k \in C^j$  **do**
- 21:         **If**  $NC_k = j \wedge Se_k^j = 0$ ,  $AC := AC \cup \{k\}$
- 22:       **end for**
- 23:     **end if**
- 24:     Randomly select next city  $nc \in \{AC\}$ ,  $Se_{nc} := 1$ ,  $C^j := C^j \setminus \{nc\}$ , connect city  $cc$  and  $nc$  in the solution  $S$ ,  $cc := nc$
- 25:   **until**  $C^j = \emptyset$
- 26:   Connect city  $cc$  and  $sc$  in the solution  $S$
- 27: **end for**

tics [12, 20, 14] are inefficient. To handle this problem, we introduce three neighborhoods, *2-opt*, *Insert* and *Swap*, applied in our ITSHA algorithm that are significantly more effective and efficient than the neighborhoods used in [12, 20, 14]. The three neighborhoods are illustrated in Figure 1.

In Figure 1, the routes of different salesmen are in different colors. It is worth mentioning that, an arc with an arrow is a part of a tour, that may contain multiple cities. And an arc without an arrow is an edge of the tour. We then present the detailed description of the three neighborhoods.

(1) *2-opt*: The *2-opt* operator is shown in Figure 1(a). It tries to replace two edges in the current  $m$ TSP tour,  $(t_0, t_1)$  and  $(t_2, t_3)$ , with two new edges,  $(t_0, t_3)$  and  $(t_1, t_2)$ , to improve the solution. However, performing an exhaustive search of *2-opt* is too time consuming. Therefore, we restrict that  $t_2$  must be selected in the candidate set of  $t_1$ , which can reduce

the search scope of  $t_2$  from about  $n$  to  $C_{max}$ .

(2) *Insert*: The *Insert* operator is shown in Figure 1(b). It tries to insert a sequence of cities between  $t_0$  and  $t_3$  into an edge  $(t_1, t_2)$  to improve the solution. We restrict that  $t_1$  must be selected in the candidate set of  $t_0$ , and  $t_3$  must be selected in the candidate set of  $t_2$ . It is worth mentioning that, the operators *One-point* move, *Or-opt2* move, *Or-opt3* move in [12, 20] and the *Or-opt4* move in [20] are the special cases of our *Insert* operator when the sequence between  $t_0$  and  $t_3$  contains one, two, three, four cities respectively.

(3) *Swap*: The *Swap* operator is shown in Figure 1(c). It tries to improve the solution by swapping two sequences of cities, one of them contains the cities between  $t_0$  and  $t_4$ , another contains the cities between  $t_2$  and  $t_6$ . We restrict that  $t_2$  must be selected in the candidate set of  $t_1$ ,  $t_4$  must be selected in the candidate set of  $t_3$ , and  $t_6$  must be selected in the candidate set of  $t_5$ . It is worth mentioning that, the operators *Two-point* move and *Three-point* move in [12, 20] are the special cases of our *Swap* operator when  $t_0 = t_4$  and the sequence between  $t_2$  and  $t_6$  contains one, two cities respectively.

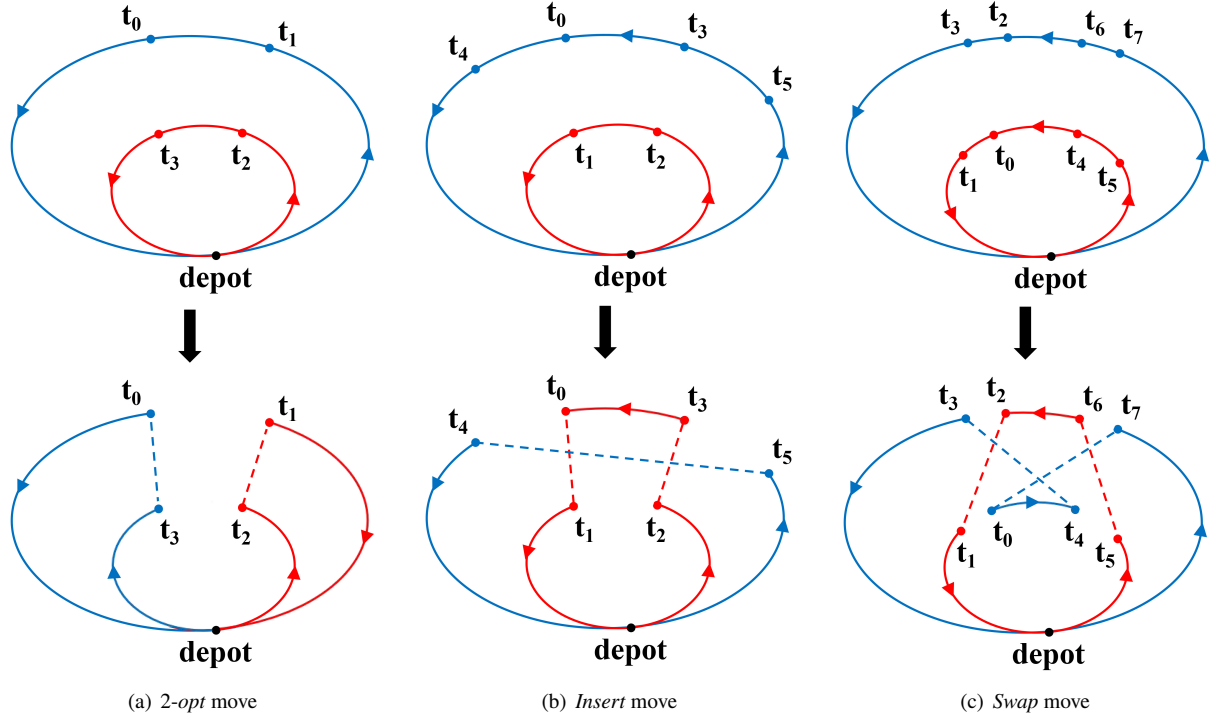
Moreover, each of the three operators used in ITSHA can be applied for an inter-tour or an intra-tour improvement, which is more effective than the VNS approaches in the state-of-the-art heuristics [12, 20] that only apply the *2-opt* operator to perform inter-tour improvements, and other operators to perform intra-tour improvements.

### 3.3.2. The process of VNS

The process of the VNS local search in ITSHA is shown in Algorithm 4. The VNS sequentially applies the three operators to improve the input solution to a local optimum. Specifically, the function *Insert()* in line 3 improves the input solution  $S_{old}$  to a local optimum for the *Insert* operator, i.e., *Insert()* tries to improve the solution until no *Insert* operators can be found to improve the current solution. The *Swap* operator and the *2-opt* operator are applied in the same way (lines 4-5). Note that for the *minsum*  $m$ TSP, a solution is considered to be improved if the objective value (Eq. 1) is reduced. And for the *minmax*  $m$ TSP, a solution is considered to be improved if the objective value (Eq. 2) is reduced or the objective value is unchanged and the total length of the  $m$  tours is reduced. The solutions obtained during the VNS process are all feasible, i.e., they all satisfy the constraint that each salesman can visit at most  $p$  cities. The VNS process terminates when the current solution can not be improved by any of the three operators (line 6).

With the help of the restriction of the search scope based on the candidate sets, the computational complexity of improving a solution to the local optimum for each of the three operators (*2-opt*, *Insert*, *Swap*) is  $O(n)$  (i.e., the computational complexity of line 3/4/5 in Algorithm 4 is  $O(n)$ ). This is much more efficient than the neighborhoods used in [12, 20], where the computational complexity of applying an operator once is  $O(n^2)$ .

In summary, the VNS process in our ITSHA algorithm is significantly better than the VNS used in [12, 20] because:



**Figure 1:** The neighborhoods used in the VNS process of ITSHA. Note that the routes of different salesmen are in different colors. An arc with an arrow is a part of a tour, that may contain multiple cities. And an arc without an arrow is an edge of the tour.

---

**Algorithm 4** VNS in ITSHA
 

---

**Input:** a solution:  $S$ , the candidate sets:  $CS$ , the maximum number of the candidate cities:  $C_{max}$ , the maximum number of cities that can be visited by any salesman:  $p$

**Output:** a solution:  $S$

- 1: **repeat**
  - 2:    $S_{old} := S$
  - 3:    $S_{old} := \text{Insert}(S_{old}, CS, C_{max}, p)$
  - 4:    $S_{old} := \text{Swap}(S_{old}, CS, C_{max}, p)$
  - 5:    $S := 2\text{-opt}(S_{old}, CS, C_{max}, p)$
  - 6: **until**  $S = S_{old}$
- 

- 1) Our neighborhoods are much more efficient than theirs.
- 2) Our neighborhoods are much more effective than theirs, since their neighborhoods are the special cases of ours.
- 3) All of our neighborhoods can be used to perform an inter-tour or an intra-tour improvement, while they only apply the 2-opt operator to perform inter-tour improvements, and other operators to perform intra-tour improvements.

## 4. Experimental results

Experimental results provide insight on why and how the proposed approach ITSHA is effective, suggesting that the VNS based on the proposed neighborhoods is efficient and effective. And the fuzzy clustering algorithm, the solution

adjustment process and the approach of adjusting candidate sets help the algorithm to escape from the local optima and find better solutions.

In this section, we first present the experimental setup, the baseline algorithms, the benchmark instances and the various variants of ITSHA, then present and analyze the experimental results.

### 4.1. Experimental setup

Our proposed algorithm ITSHA was coded in the C++ Programming Language and was performed on a server with Intel® Xeon® E5-2640 v2 2.00 GHz 8-core CPU and 64 GB RAM. The parameters in ITSHA are set as follows:  $C_{max} = 10$ ,  $A_t = 3$ ,  $A_c = 5$ ,  $w = 2$ ,  $\epsilon = 0.0001$ . All these parameter values have been chosen empirically. Each  $m$ TSP instance is solved 10 times by ITSHA in the comparison, each time with a different random seed. The cut-off time of ITSHA is set to  $n$  seconds as GVNS [12] and ES [14] do.

### 4.2. Baseline algorithms

We compare the ITSHA with the state-of-the-art  $m$ TSP heuristics. For example, the artificial bee colony (ABC) algorithms proposed by Venkatesh and Singh [11], denoted as ABC(FC) and ABC(VN), which represent that a parameter in the ABC algorithm is fixed or variable, respectively. Venkatesh and Singh [11] also propose an invasive weed optimization (IWO) algorithm. And the general variable neighborhood search (GVNS) heuristic proposed by Soylu [12], the ant colony optimization algorithm called MOAT-ACO

**Table 1**

Information of the baseline algorithms and our ITSHA algorithm.

Method	Objectives	Stopping criterion	Runs	Computer
ABC(FC)	$minsum$ and $minmax$	The maximum number of iterations is 1000	30	2.83 GHz
ABC(VC)	$minsum$ and $minmax$	The maximum number of iterations is 1000	30	2.83 GHz
IWO	$minsum$ and $minmax$	The maximum number of iterations is 1000	30	2.83 GHz
GVNS	$minsum$ and $minmax$	The cut-off time is $n$ seconds	10	2.40 GHz
MOAT-ACO	$minsum$ and $minmax$	The maximum number of iterations is $10n$	50	–
GAL	$minsum$	When the population converges	20	3.40 GHz
MASVND	$minmax$	The cut-off time is $n/5$ seconds	20	3.40 GHz
ITSHA	$minsum$ and $minmax$	The cut-off time is $n$ seconds	10	2.00 GHz

proposed by Lu and Yue [13], the evolution strategy approach called ES proposed by Karabulut et al. [14]. The above six algorithms can be applied to solve both of the  $minsum$  and the  $minmax$   $m$ TSP. In addition, there are some state-of-the-art heuristics aim at solving one of the  $minsum$  and the  $minmax$   $m$ TSP. For example, the genetic algorithm for the  $minsum$   $m$ TSP called GAL proposed by Lo et al. [19], and the memetic algorithm for the  $minmax$   $m$ TSP called MASVND proposed by Wang et al. [20].

In summary, we compare the ITSHA with the above eight heuristics: ABC(FC), ABC(VC), IWO [11], GVNS [12], MOAT-ACO [13], ES [14], GAL [19] and MASVND [20]. Note that the results of these algorithms are all from the literature.

### 4.3. Benchmark instances

We test our ITSHA algorithm is solving the  $minsum$  and  $minmax$   $m$ TSP on the benchmark instances used in the state-of-the-art heuristics [11, 12, 13, 14, 19, 20], a total of 38 for the  $minsum$   $m$ TSP with the number of cities ranges from 11 to 1,002, and 44 for the  $minmax$   $m$ TSP with the number of cities ranges from 11 to 1,173. Note that for all the tested instances, the number in an instance name indicates the number of cities in that instance, and the first city of an instance is set to be the depot. We divide these instances into the following four sets:

- **Set I:** This set contains a total of 8 instances. Among them, there are three instances with  $n = 128$  and  $m = 10, 15$  and  $30$  (denoted as  $128$ ), and five small instances called  $11a, 11b, 12a, 12b$ , and  $16$  with  $m = 3$ . Instances  $11a, 12a$  and  $16$  comprise the first 11, 12 and 16 cities of the  $n = 51$  instance of [15] respectively, whereas  $11b, 12b$  and  $128$  instances are derived from sp11, uk12 and sgb128 data sets<sup>1</sup>. The 8 instances in this set are used in the heuristics [11, 12, 14] for  $minsum$  and  $minmax$   $m$ TSP.
- **Set II:** This set contains a total of 12 instances that consist of three symmetric TSP instances  $eil51, kroD100$  and  $mTSP150$  in the TSPLIB<sup>2</sup>. Among these 12 instances, there are three instances with  $n = 51$  and  $m = 3, 5, 10$ , four instances with  $n = 100$  and  $m = 3,$

$5, 10, 20$ , and five instances with  $n = 150$  and  $m = 3, 5, 10, 20, 30$ . This set of instances is widely used in [11, 12, 13, 14] for  $minsum$  and  $minmax$   $m$ TSP.

- **Set III:** This set contains a total of 18 instances that consist of six symmetric TSP instances  $pr76, pr152, pr226, pr299, pr439$  and  $pr1002$  in the TSPLIB. The number of salesmen is set to be  $m = 5, 10, 15$  for these six TSP instances. And the maximum number of cities that can be visited by any salesman is set to be  $p = 20/40/50/70/100/220$  for the instances in this set with  $n = 76/152/226/299/439/1002$ . This set of instances is used in [19] for  $minsum$   $m$ TSP.
- **Set IV:** This set contains a total of 24 instances that consist of six symmetric TSP instances  $ch150, kroA200, lin318, att532, rat783$  and  $pcb1173$  in the TSPLIB. The number of salesmen is set to be  $m = 3, 5, 10, 20$  for these six TSP instances. This set of instances is used in [14, 20] for  $minmax$   $m$ TSP.

### 4.4. Various variants of ITSHA

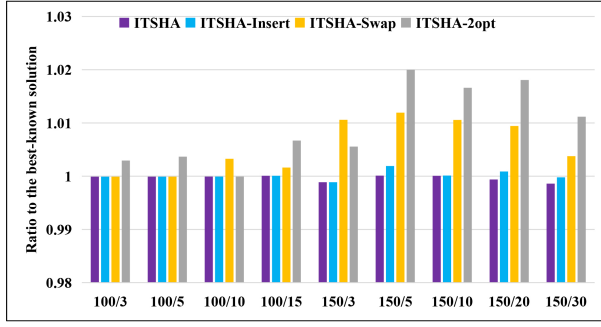
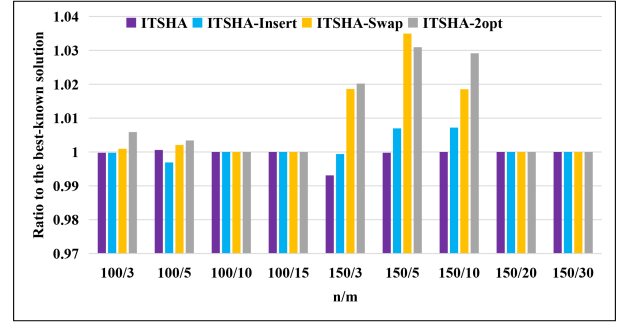
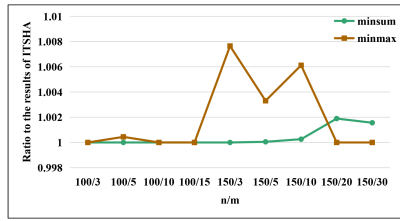
This subsection presents various variant algorithms of ITSHA for the comparison and analysis. The variant algorithms are as follows:

- **ITSHA-2opt:** A variant of ITSHA using the 2-opt operator in VNS only.
- **ITSHA-Insert:** A variant of ITSHA using the Insert operator in VNS only.
- **ITSHA-Swap:** A variant of ITSHA using the Swap operator in VNS only.
- **ITSHA-FixCS:** A variant of ITSHA without adjusting the candidate sets at the end of each iteration.
- **ITSHA-Zero $A_i$ :** A variant of ITSHA without adjusting the solutions during the improvement stage.
- **ITSHA-NoFCM:** A variant of ITSHA without the fuzzy clustering process during the initialization stage.
- **ITSHA- $k$ :** A variant of ITSHA that  $C_{max} = k$  (we tested  $k = 5, 8, 20, 50, n$  in experiments), note that ITSHA is equal to ITSHA-10, and ITSHA- $n$  indicates that the candidate set of each city contains all the other cities.

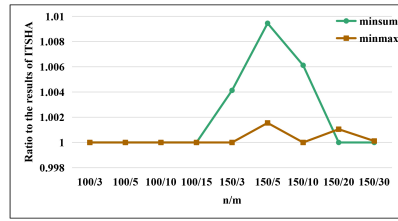
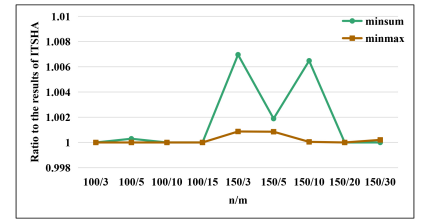
<sup>1</sup><https://people.sc.fsu.edu/%7Ejburkardt/datasets/cities/cities.html>

<sup>2</sup><http://comopt.ifi.uni-heidelberg.de/software/TSPLIB95>




 (a) Comparison on ITSHA with different local search operators in solving *minsum*  $mTSP$ 

 (b) Comparison on ITSHA with different local search operators in solving *minmax*  $mTSP$ 
**Figure 2:** Evaluation of ITSHA with different local search operators in solving *minsum* and *minmax*  $mTSP$ .


(a) Results of ITSHA-FixCS


 (b) Results of ITSHA-Zero $A_l$ 


(c) Results of ITSHA-NoFCM

**Figure 3:** Analysis on the effectiveness of the approach of adjusting candidate sets, the solution adjustment process and the fuzzy clustering algorithm in ITSHA.

We tested our ITSHA algorithm on all the instances in the four sets described in Section 4.3, but mainly used the results on the most popular and widely used  $mTSP$  instances of *Set II* to compare with the variant algorithms for clarity.

#### 4.5. Comparison on local search operators

We first compare the performance of the three local search operators used in ITSHA, including *2-opt*, *Insert* and *Swap*. Figure 2 shows the results of ITSHA, ITSHA-2opt, ITSHA-Insert and ITSHA-Swap in solving the instances in *Set II* except the instances with  $n = 51$  (since they are too simple to distinguish the performance of the algorithms). The results are expressed by the ratio of the best solutions obtained in 10 runs of the four algorithms to the best-known solutions in the literature [11, 12, 13, 14].

From the results in Figure 2, we can see that:

(1) The order of the three local search operators with decreasing performance is: *Insert*, *Swap* and *2-opt*, thus we order *Insert* first, then *Swap*, and finally *2-opt* in the VNS process of ITSHA.

(2) The performance of ITSHA is better than that of the other three variants, indicating that the VNS method can make use of the complimentary of the three local search operators in searching for better solutions and improve the performance.

#### 4.6. Ablation study

We then analyse the effectiveness of the approach of adjusting candidate sets, the solution adjustment process and the fuzzy clustering algorithm in our ITSHA algorithm. Figure 3 shows the results of ITSHA-FixCS, ITSHA-Zero $A_l$  and ITSHA-NoFCM algorithms in solving the same 9 instances in Figure 2. The results are expressed by the ratio of the best solutions obtained in 10 runs by these three algorithms to the best solution obtained in 10 runs of ITSHA.

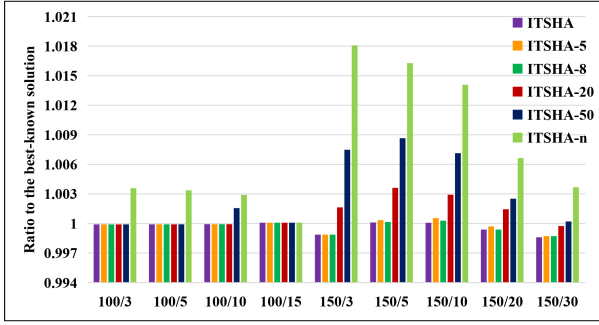
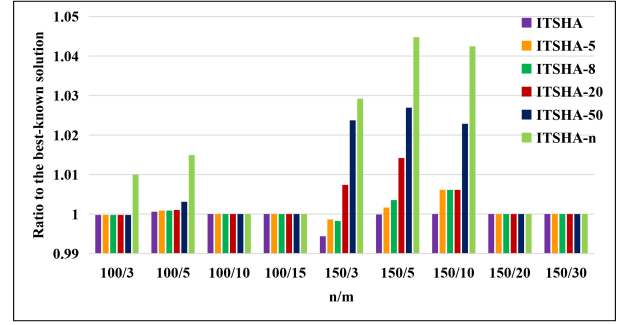
From the results in Figure 2, we observe that the performance of the three variants are all worse than that of ITSHA in solving both of the *minsum* and the *minmax*  $mTSP$ , indicating that the method of adjusting candidate sets, the solution adjustment process and the fuzzy clustering process can all enhance the performance of ITSHA by helping the algorithm to escape from the local optima and find better solutions.

#### 4.7. Comparison on different size of candidate sets

We further compare the ITSHA algorithm with different sizes of candidate sets. Figure 4 shows the results of ITSHA, ITSHA-5, ITSHA-8, ITSHA-20, ITSHA-50 and ITSHA- $n$  in solving the same 9 instances in Figures 2 and 3. The results are expressed by the ratio of the best solution obtained in 10 runs by these five algorithms to the best-known solutions in the literature [11, 12, 13, 14].

From the results in Figure 4, we can see that:

(1) ITSHA with  $C_{max} = 10$  (the default value) is the


 (a) Comparison on different size of candidate sets in solving *minsum*  $mTSP$ 

 (b) Comparison on different size of candidate sets in solving *minmax*  $mTSP$ 
**Figure 4:** Evaluation of ITSHA with different sizes of candidate sets in solving *minsum* and *minmax*  $mTSP$ .

best-performing algorithm among the six algorithms in Figure 4. The decrease of  $C_{max}$  may reduce the search ability of the algorithm, and the increase of  $C_{max}$  may reduce the efficiency of the algorithm.

(2) The performance of ITSHA- $n$  is much worse than the other five algorithms in Figure 4, demonstrating that the candidate sets can improve the performance of the VNS process in ITSHA significantly.

#### 4.8. Final comparison on ITSHA and the baselines

Finally, we compare our ITSHA algorithm with the baseline algorithms. Tables 2, 3, 4 and 5 show the results of ITSHA and the baseline algorithms in solving the instances of *Sets I, II, III and IV*, respectively. In Tables 2, 3 and 5, we compare the best solution and the average solution of 10 runs of ITSHA, and the results of the other algorithms are the best solutions of them. And we compare the best solution and the average solution of ITSHA and GAL in Table 4.

From the results in Tables 2, 3, 4 and 5, we observe that our ITSHA algorithm significantly outperforms other state-of-the-art heuristic algorithms in solving both of the *minsum* and the *minmax*  $mTSP$ . Specifically, for all the 38 tested *minsum*  $mTSP$  instances, ITSHA can yield better results than the best-known solutions in the literature on 32 instances. And for all the 44 tested *minmax*  $mTSP$  instances, ITSHA can yield better results than the best-known solutions in the literature on 20 instances. The results demonstrate that our proposed ITSHA algorithm is powerful and effective in solving the  $mTSP$  on both the objectives.

## 5. Conclusion

This paper proposes an iterated two-stage heuristic algorithm, called ITSHA, for the *minsum* and *minmax* multiple Traveling Salesmen Problem ( $mTSP$ ). Each iteration of ITSHA consists of an initialization stage and an improvement stage. The initialization stage containing the fuzzy clustering algorithm and a proposed random greedy function is used to generate high-quality and diverse initial solutions. And the improvement stage mainly applies the vari-

able neighborhood search (VNS) approach based on our proposed neighborhoods (*2-opt*, *Insert* and *Swap*) to improve the initial solution generated by the initialization stage.

Our proposed neighborhoods are effective and efficient, which benefit from the employment of the candidate sets. And we apply some approaches to help the local search algorithm escape from the local optima, for example, the fuzzy clustering algorithm and the random greedy function in the initialization stage, the solution adjustment during the improvement stage, and the method of adjusting candidate sets at the end of each iteration of ITSHA.

In summary, the ITSHA algorithm benefits from the effective and efficient VNS local search and the approaches for escaping from the local optima. Experimental results on 38 *minsum*  $mTSP$  and 44 *minmax*  $mTSP$  benchmarks demonstrate that our proposed ITSHA algorithm significantly outperforms the state-of-the-art heuristic algorithms in solving both of the *minsum* and the *minmax*  $mTSP$ .

## Declarations of interest

None.

## References

- [1] Omar Cheikhrouhou and Ines Khoufi. A comprehensive survey on the multiple traveling salesman problem: Applications, approaches and taxonomy. *Comput. Sci. Rev.*, 40:100369, 2021.
- [2] Yuichi Nagata, Olli Bräysy, and Wout Dullaert. A penalty-based edge assembly memetic algorithm for the vehicle routing problem with time windows. *Comput. Oper. Res.*, 37(4):724–737, 2010.
- [3] Florian Arnold and Kenneth Sörensen. Knowledge-guided local search for the vehicle routing problem. *Comput. Oper. Res.*, 105:32–46, 2019.
- [4] Lixin Tang, Jiyin Liu, Aiying Rong, and Zihou Yang. A multiple traveling salesman problem model for hot rolling scheduling in shanghai baoshan iron & steel complex. *Eur. J. Oper. Res.*, 124(2):267–282, 2000.
- [5] Douglas Moura Miranda, Ricardo Saraiva de Camargo, Samuel Vieira Conceição, Marcelo Franco Porto, and Nilson Tadeu Ramos Nunes. A multi-loading school bus routing problem. *Expert Syst. Appl.*, 101:228–242, 2018.
- [6] Arthur E. Carter and Cliff T. Ragsdale. Scheduling pre-printed

**Table 2**

Comparison of ITSHA and the baseline algorithms in solving the *minsum* and *minmax* *m*TSP on the instances of *Set I*. Best results appear in bold.

Instance	$m$	ABC(FC)	ABC(VC)	IWO	GVNS	ES	ITSHA	
							Best	Average
<i>minsum</i>								
11a	3	198	198	198	198	198	<b>196</b>	196.0
11b	3	<b>135</b>	<b>135</b>	<b>135</b>	<b>135</b>	<b>135</b>	<b>135</b>	135.0
12a	3	199	199	199	199	199	<b>198</b>	198.0
12b	3	<b>2295</b>	<b>2295</b>	<b>2295</b>	<b>2295</b>	<b>2295</b>	<b>2295</b>	2295.0
16	3	242	242	242	242	242	<b>241</b>	241.0
128	5	39478	30799	24514	22647	21354	<b>21113</b>	21160.3
	10	40843	32777	26368	25204	23962	<b>23838</b>	23896.6
	15	50809	43599	39579	37383	36871	<b>36655</b>	36726.3
<i>minmax</i>								
11a	3	<b>77</b>	<b>77</b>	<b>77</b>	<b>77</b>	<b>77</b>	<b>77</b>	77.0
11b	3	<b>73</b>	<b>73</b>	<b>73</b>	<b>73</b>	<b>73</b>	<b>73</b>	73.0
12a	3	<b>77</b>	<b>77</b>	<b>77</b>	<b>77</b>	<b>77</b>	<b>77</b>	77.0
12b	3	<b>983</b>	<b>983</b>	<b>983</b>	<b>983</b>	<b>983</b>	<b>983</b>	983.0
16	3	<b>94</b>	<b>94</b>	<b>94</b>	<b>94</b>	<b>94</b>	<b>94</b>	94.0
128	5	4872	4660	4450	2980	2921	<b>2547</b>	2583.7
	10	3819	3958	3665	2305	2406	<b>2053</b>	2072.7
	15	3456	3811	3494	1980	2064	<b>1859</b>	1896.3

**Table 3**

Comparison of ITSHA and the baseline algorithms in solving the *minsum* and *minmax* *m*TSP on the instances of *Set II*. Best results appear in bold.

Instance	$m$	MOAT-ACO	ABC(FC)	ABC(VC)	IWO	GVNS	ES	ITSHA	
								Best	Average
minsum									
eil51	3	446	446	446	446	446	446	<b>443</b>	443.0
	5	472	475	472	472	472	472	<b>468</b>	468.0
	10	580	580	580	581	580	580	<b>577</b>	577.0
kroD100	3	21798	21798	21798	21798	21879	21798	<b>21796</b>	21796.0
	5	23296	23238	23182	23294	23175	23175	<b>23173</b>	23173.0
	10	26966	27023	26961	26961	27008	26927	<b>26925</b>	26925.0
	20	<b>38245</b>	39509	38333	<b>38245</b>	38326	<b>38245</b>	38248	38248.0
mTSP150	3	37958	38276	38066	37957	38430	38072	<b>37914</b>	37947.9
	5	38729	39309	38979	<b>38714</b>	39171	38907	38718	38782.7
	10	42234	43038	42441	42234	42703	<b>42203</b>	42206	42255.7
	20	53475	54279	53603	53475	53576	53343	<b>53310</b>	53386.9
	30	68541	69048	68865	68541	68558	68606	<b>68445</b>	68527.3
minmax									
eil51	3	160	160	160	160	160	160	<b>159</b>	159.0
	5	<b>118</b>	<b>118</b>	<b>118</b>	<b>118</b>	<b>118</b>	<b>118</b>	<b>118</b>	118.0
	10	<b>112</b>	<b>112</b>	<b>112</b>	<b>112</b>	<b>112</b>	<b>112</b>	<b>112</b>	112.0
kroD100	3	8511	8577	8509	8509	8509	8509	<b>8507</b>	8507.0
	5	6845	6785	6768	6767	6767	<b>6766</b>	6770	6774.1
	10	<b>6358</b>	<b>6358</b>	<b>6358</b>	<b>6358</b>	<b>6358</b>	<b>6358</b>	<b>6358</b>	6358.0
	20	<b>6358</b>	<b>6358</b>	<b>6358</b>	<b>6358</b>	<b>6358</b>	<b>6358</b>	<b>6358</b>	6358.0
mTSP150	3	13169	13896	13461	13168	13376	13151	<b>13084</b>	13236.5
	5	8467	8889	8778	8479	8467	8466	<b>8465</b>	8543.6
	10	5565	5803	5728	5594	5674	<b>5557</b>	<b>5557</b>	5604.0
	20	<b>5246</b>	<b>5246</b>	<b>5246</b>	<b>5246</b>	<b>5246</b>	<b>5246</b>	<b>5246</b>	5246.0
	30	5247	<b>5246</b>	<b>5246</b>	<b>5246</b>	<b>5246</b>	<b>5246</b>	<b>5246</b>	5246.0

**Table 4**

Comparison of ITSHA and the baseline algorithms in solving the *minsum*  $m$ TSP on the instances of *Set III*. Column  $p$  indicates the maximum number of cities that can be visited by any salesman. Best results appear in bold.

Instance	$p$	$m$	GAL		ITSHA	
			Best	Average	Best	Average
pr76	20	5	<b>152278</b>	166138.0	152972	153237.0
		10	177806	182381.0	<b>175676</b>	175764.0
		15	218901	223927.0	<b>216294</b>	216294.0
pr152	40	5	116620	131674.0	<b>113887</b>	114023.3
		10	132917	141993.0	<b>122732</b>	122863.8
		15	154249	164741.0	<b>143631</b>	143702.4
pr226	50	5	148040	156629.0	<b>144560</b>	147462.5
		10	167782	171338.0	<b>154188</b>	158838.4
		15	180431	188489.0	<b>170320</b>	174099.2
pr299	70	5	73177	77676.0	<b>69329</b>	70220.9
		10	75450	78999.0	<b>71803</b>	72611.3
		15	84266	87490.0	<b>79991</b>	80740.2
pr439	100	5	141180	147389.0	<b>133197</b>	133930.8
		10	144527	151392.0	<b>135930</b>	137000.1
		15	149649	155512.0	<b>140948</b>	141707.5
pr1002	220	5	332652	338580.0	<b>303142</b>	308753.2
		10	347126	360284.0	<b>317752</b>	320886.5
		15	379677	383360.0	<b>339448</b>	343863.1

**Table 5**

Comparison of ITSHA and the baseline algorithms in solving the *minmax*  $m$ TSP on the instances of *Set IV*. The results of the baseline algorithms are from [20]. Best results appear in bold.

Instance	$m$	MASVND	ABC(FC)	ABC(VC)	IWO	GVNS	ES	ITSHA	
								Best	Average
ch150	3	2429	2454	2437	2413	2428	2408	<b>2401</b>	2419.6
	5	1758	1797	1765	1752	1831	<b>1741</b>	<b>1741</b>	1751.7
	10	<b>1554</b>	1563	1558	<b>1554</b>	<b>1554</b>	<b>1554</b>	<b>1554</b>	1554.0
	20	<b>1554</b>	<b>1554</b>	<b>1554</b>	<b>1554</b>	<b>1554</b>	<b>1554</b>	<b>1554</b>	1554.0
kroA200	3	10832	10977	10933	10814	10899	10768	<b>10693</b>	10837.2
	5	<b>7414</b>	7795	7795	7493	7836	7572	7420	7478.8
	10	<b>6224</b>	6291	6294	6237	<b>6224</b>	<b>6224</b>	<b>6224</b>	6224.0
	20	<b>6224</b>	<b>6224</b>	<b>6224</b>	<b>6224</b>	<b>6224</b>	<b>6224</b>	<b>6224</b>	6224.0
lin318	3	16206	17062	16707	16200	16862	16274	<b>15830</b>	16131.8
	5	11752	12449	12089	11730	12210	11604	<b>11480</b>	11631.0
	10	9732	10061	9983	9845	9827	9732	<b>9730</b>	9731.3
	20	9732	9732	9732	9732	9732	9732	<b>9730</b>	9730.3
att532	3	32403	35139	34401	32989	36396	33597	<b>32032</b>	32427.0
	5	22620	25034	24564	23520	24866	23090	<b>22223</b>	22510.5
	10	18390	19949	19585	19137	19279	<b>18060</b>	18089	18265.4
	20	<b>17642</b>	18333	18157	17851	17822	<b>17642</b>	<b>17642</b>	17668.1
rat783	3	3279	3623	3530	3458	3518	3369	<b>3133</b>	3175.7
	5	2093	2414	2318	2274	2325	2128	<b>2006</b>	2041.3
	10	1432	1627	1587	1542	1515	<b>1361</b>	1410	1454.0
	20	1260	1375	1351	1311	1579	<b>1232</b>	1283	1316.6
pcb1173	3	22443	24748	24384	24008	24988	22602	<b>20215</b>	20483.8
	5	14557	16591	16223	16057	15494	14100	<b>12860</b>	13051.6
	10	9223	10966	10652	10518	10386	8160	<b>7785</b>	8117.7
	20	7063	8373	8229	8063	8311	<b>6549</b>	6725	7019.9

- newspaper advertising inserts using genetic algorithms. *Omega*, 30(6):415–421, 2002.
- [7] Isaac Vandermeulen, Roderich Groß, and Andreas Kolling. Balanced task allocation by partitioning the multiple traveling salesperson problem. In *Proceedings of AAMAS 2019*, pages 1479–1487, 2019.
- [8] Paulo M. França, Michel Gendreau, Gilbert Laporte, and Felipe Martins Müller. The  $m$ -traveling salesman problem with minmax objective. *Transp. Sci.*, 29(3):267–275, 1995.
- [9] Imdat Kara and Tolga Bektas. Integer linear programming formulations of multiple salesman problems and its variations. *Eur. J. Oper. Res.*, 174(3):1449–1458, 2006.
- [10] Greg N. Frederickson, Matthew S. Hecht, and Chul E. Kim. Approximation algorithms for some routing problems. *SIAM J. Comput.*, 7(2):178–193, 1978.
- [11] Pandiri Venkatesh and Alok Singh. Two metaheuristic approaches for the multiple traveling salesperson problem. *Appl. Soft Comput.*, 26:74–89, 2015.
- [12] Banu Soylu. A general variable neighborhood search heuristic for multiple traveling salesmen problem. *Comput. Ind. Eng.*, 90:390–401, 2015.
- [13] Li-Chih Lu and Tai-Wen Yue. Mission-oriented ant-team ACO for min-max MTSP. *Appl. Soft Comput.*, 76:436–444, 2019.
- [14] Korhan Karabulut, Hande Öztö, Levent Kandiller, and Mehmet Fatih Tasgetiren. Modeling and optimization of multiple traveling salesman problems: An evolution strategy approach. *Comput. Oper. Res.*, 129:105192, 2021.
- [15] Arthur E. Carter and Cliff T. Ragsdale. A new approach to solving the multiple traveling salesperson problem using genetic algorithms. *Eur. J. Oper. Res.*, 175(1):246–257, 2006.
- [16] Alok Singh and Anurag Singh Baghel. A new grouping genetic algorithm approach to the multiple traveling salesperson problem. *Soft Comput.*, 13(1):95–101, 2009.
- [17] Shuai Yuan, Bradley Skinner, Shoudong Huang, and Dikai Liu. A new crossover approach for solving the multiple travelling salesmen problem using genetic algorithms. *Eur. J. Oper. Res.*, 228(1):72–82, 2013.
- [18] Weimin Liu, Sujian Li, Fanggeng Zhao, and Aiyun Zheng. An ant colony optimization algorithm for the multiple traveling salesmen problem. In *IEEE Conference on Industrial Electronics & Applications*, pages 1533–1537, 2009.
- [19] Kin Ming Lo, Wei Ying Yi, Pak-Kan Wong, Kwong-Sak Leung, Yee Leung, and Sui-Tung Mak. A genetic algorithm with new local operators for multiple traveling salesman problems. *Int. J. Comput. Intell. Syst.*, 11(1):692–705, 2018.
- [20] Yongzhen Wang, Yan Chen, and Yan Lin. Memetic algorithm based on sequential variable neighborhood descent for the minmax multiple traveling salesman problem. *Comput. Ind. Eng.*, 106:105–122, 2017.
- [21] Shen Lin and Brian W. Kernighan. An effective heuristic algorithm for the traveling-salesman problem. *Oper. Res.*, 21(2):498–516, 1973.
- [22] Keld Helsgaun. An effective implementation of the lin-kernighan traveling salesman heuristic. *Eur. J. Oper. Res.*, 126(1):106–130, 2000.
- [23] Bart Selman, Hector J. Levesque, and David G. Mitchell. A new method for solving hard satisfiability problems. In *Proceedings of AAAI 1992*, pages 440–446, 1992.
- [24] Chuan Luo, Shaowei Cai, Kaile Su, and Wenxuan Huang. CCEHC: an efficient local search algorithm for weighted partial maximum satisfiability. *Artif. Intell.*, 243:26–44, 2017.
- [25] Dunn and C. J. A fuzzy relative of the isodata process and its use in detecting compact well-separated clusters. *Journal of Cybernetics*, 3(3):32–57, 1973.
- [26] James C. Bezdek, Robert Ehrlich, and William Full. Fcm: The fuzzy c -means clustering algorithm. *Computers & Geosciences*, 10(2–3):191–203, 1984.
- [27] Majd Latah. Solving multiple tsp problem by k-means and crossover based modified aco algorithm. *International Journal of Engineering & Technical Research*, 5(2):430–434, 2016.
- [28] Zhanqing Lu, Kai Zhang, Juanjuan He, and Yunyun Niu. Applying k-means clustering and genetic algorithm for solving MTSP. In *Proceedings of BIC-TA (2) 2016*, volume 682, pages 278–284, 2016.
- [29] Xiaolong Xu, Hao Yuan, Mark Liptrott, and Marcello Trovati. Two phase heuristic algorithm for the multiple-travelling salesman problem. *Soft Comput.*, 22(19):6567–6581, 2018.
- [30] Nicos Christofides, Aristide Mingozzi, and Paolo Toth. Exact algorithms for the vehicle routing problem, based on spanning tree and shortest path relaxations. *Math. Program.*, 20(1):255–282, 1981.
- [31] Tolga Bektas. The multiple traveling salesman problem: an overview of formulations and solution procedures. *Omega*, 34(3):209–219, 2006.
- [32] C. E. Miller, A. W. Tucker, and R. A. Zemlin. Integer programming formulation of traveling salesman problems. *J. ACM*, 7(4):326–329, 1960.
- [33] Yuichi Nagata and Shigenobu Kobayashi. A powerful genetic algorithm using edge assembly crossover for the traveling salesman problem. *INFORMS J. Comput.*, 25(2):346–363, 2013.
- [34] Nenad Mladenovic and Pierre Hansen. Variable neighborhood search. *Comput. Oper. Res.*, 24(11):1097–1100, 1997.
- [35] Samrat Hore, Aditya Chatterjee, and Anup Dewanji. Improving variable neighborhood search to solve the traveling salesman problem. *Appl. Soft Comput.*, 68:83–91, 2018.
- [36] Jari Kytöjoki, Teemu Nuortio, Olli Bräysy, and Michel Gendreau. An efficient variable neighborhood search heuristic for very large scale vehicle routing problems. *Comput. Oper. Res.*, 34(9):2743–2757, 2007.
- [37] Christof Defryn and Kenneth Sörensen. A fast two-level variable neighborhood search for the clustered vehicle routing problem. *Comput. Oper. Res.*, 83:78–94, 2017.