

# AstBERT: Enabling Language Model for Code Understanding with Abstract Syntax Tree

Rong Liang<sup>1</sup>, Yujie Lu<sup>1</sup>, Zhen Huang<sup>1</sup>, Tiehua Zhang<sup>1</sup>, Yuze Liu<sup>1</sup>

<sup>1</sup>Ant Group

{liangrong.liang, lyj272836, hz101346,zhangtiehua.zth, liuyuze.liuyuze}@antgroup.com

## Abstract

Using a pre-trained language model (*i.e.* BERT) to apprehend source codes has attracted increasing attention in the natural language processing community. However, there are several challenges when it comes to applying these language models to solve programming language (PL) related problems directly, the significant one of which is the lack of domain knowledge issue that substantially deteriorates the model’s performance. To this end, we propose the AstBERT model, a pre-trained language model aiming to better understand the PL using the abstract syntax tree (AST). Specifically, we collect a colossal amount of source codes (both java and python) from GitHub and incorporate the contextual code knowledge into our model through the help of code parsers, in which AST information of the source codes can be interpreted and integrated. We verify the performance of the proposed model on code information extraction and code search tasks, respectively. Experiment results show that our AstBERT model achieves state-of-the-art performance on both downstream tasks (with **96.4%** for code information extraction task, and **57.12%** for code search task).

## 1 Introduction

Programming language representation and analyzing the source code using deep learning method have been received increasingly attention in recent years. These researches mainly treat source code as a language and make analyzing source code as nature language process (NLP) task. In recent years, pre-trained language model and fine-tuning achieve state-of-the-art performance in various NLP tasks. Large masked pre-trained language models (MLM) such as BERT [Devlin *et al.*, 2018], ALBERT [Lan *et al.*, 2019] and RoBERTA [Liu *et al.*, 2019] have impressively improved the almost all NLP task performance. These pre-trained language models are trained on large unlabeled data by self-supervised task to effectively learn contextual representations. The success of the pre-trained model in NLP is reproduced in other related fields, such as VideoBERT [Sun *et al.*, 2019] in

video-language and VisualBERT [Li *et al.*, 2019b] in picture-language. Inspired by the success of the pre-trained model, some researchers attempt to apply this technique to source code. More recently, [Kanade *et al.*, 2019] trained CuBERT using a massive corpus of Python programs collected from GitHub, and compare its task performance with different embedding techniques, such as Word2Vec embeddings [Mikolov *et al.*, 2013]. [Hellendoorn *et al.*, 2019] propose a new hybrid model using a gated graph neural network and Transformers to combine local information and global information to learn representations of source code. [Feng *et al.*, 2020] presented CodeBERT and trained it using source code of six programming languages from GitHub. [Huang *et al.*, 2021] propose a novel contrastive learning method using CodeBERT and develop a large-scale query-code matching dataset.

The pre-trained language model like BERT have made a great progress in multiple NLP tasks and other related filed such as video reorganization and code search. These pre-trained models are often pre-trained over large-scale open-domain corpora and then fine-tuned in downstream tasks. However, there is often knowledge-domain difference between pre-trained corpora and downstream task, which makes these pre-trained models do not perform well on some knowledge-driven tasks. One way to solve this problem is to pre-train a model using specific domain corpora from scratch. However, pre-training a model is time-consuming and computationally expensive, and domain corpora is often not enough for pre-training task. To address this problem, [Xu *et al.*, 2021] propose a knowledge-enabled language representation model (K-BERT) with knowledge graphs (KGs), which uses triples(entity and its relation) in KGs to bring domain knowledge for the original sentence. As we known, source code is different to natural language, because it has structure information which plays an important role to triples in KGs. So we can believe that bringing structure information into source code when it comes to do code understanding tasks will improve the performance.

In this work, we propose AstBERT model, a pre-trained language model aiming to better understand the code using abstract syntax tree (AST). As we know, AST is an tree construction description for the code. Instead of source code, we use AST as input when we train and fine-tune AstBERT. Here, there are two challenges in using AST: **(1)Token Explosion:** In general, AST is much longer than the code and

too much information incorporation may divert the meaning of code. **(2)How To Represent Tree Construction:** As we know, the input for language model is a string sequence. To overcome these challenges, this paper use a pruning method to avoid token explosion and AST-Embedding Layer to encode tree construction. And, we adapt the “Don’t stop pre-train in domains and tasks” [Gururangan *et al.*, 2020] suggestion, use public pre-trained language model “bert-base-uncased” [Devlin *et al.*, 2018] as our initialization and continue pre-train on AST corpus. In this way, AstBERT can capture the semantic information for nature language (NL) and programming language (PL).

We train AstBERT on corpus collected from Github code repositories in Python and Java and evaluate it on two downstream tasks, including natural language code search and code parsing. Experiments results show that on two tasks AstBERT has better ability for understanding code. The main contributions of this work can be summarized as follows:

- We propose a simple and effective way to enhance pre-trained language model’s ability for understanding programming language with the help of abstract syntax tree information.
- Empirical results show that AstBERT is effective in both on code search and code information extraction tasks.
- We created a dataset for the name entity recognition(NER) task in code, which, to our knowledge, is the first NER dataset in code.

## 2 Related Work

In this part, we describe existing pre-trained models and datasets in language-code in detail.

### 2.1 Datasets in language-code

[Nie *et al.*, 2016] collect questions and answers from Stack Overflow and form text-code pairs for the purposes of code search. Also, a large-scale unlabeled text-code pairs are extracted and formed from GitHub by [Husain *et al.*, 2019]. [Heyman and Van Cutsem, 2020] build three benchmark datasets, each of which is consisted of a code snippet collection and a set of queries. [Li *et al.*, 2019a] present an evaluation dataset consisting of natural language question and code snippet pairs. They manually check whether the questions meet the requirements and filter out the ambiguous pairs. [Yin *et al.*, 2018] train a model on a human-annotated dataset to automatically mine massive natural language and code pairs from Stack Overflow. Recently, [Huang *et al.*, 2021] construct CoSQA dataset that includes 20,604 labels for pairs of natural language queries and codes. CoSQA is annotated by human annotators and it is obtained from real-world queries and Python functions.

From the above we can know, most of the datasets in language-code are about code search task which belongs to sequence classification task. We propose a new dataset for named entity reorganization(NER) task in code.

### 2.2 Models in language-code

Using deep learning network to solve language-code task has been studied for years, [Wan *et al.*, 2019] is a Multi-

Input source code : `Double var = iteminfo.getValueAsDouble("TEST_var", 0.0);`

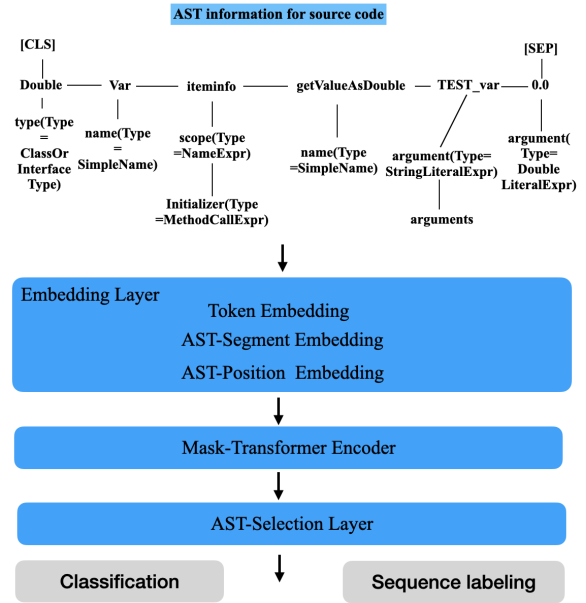


Figure 1: The model structure of AstBERT: A easy and effective way to enhance pre-trained language model’s understanding PL

Modal Attention Network for code search. It is developed for representing unstructured and structured features of source code with two LSTM. [Kanade *et al.*, 2019] uses massive Python code obtained from GitHub to train a masked language model and obtain a high-quality embedding for source code. [Karampatsis and Sutton, 2020] train a set of embeddings based on ELMo [Peters *et al.*, 2018] and conduct bug detection task. The results prove that even a low-dimensional embedding trained on a small corpus of programs is very useful for downstream task. [Svyatkovskiy *et al.*, 2020] use GPT-2 framework and train it from scratch on source code data to support code generative task like code completion. CodeBERT [Feng *et al.*, 2020] is a multi-PL (programming language) pretrained model for code and natural language, and it is trained with the new learning objective based on replaced token detection. [Buratti *et al.*, 2020] propose C-BERT pretrained from C language source code collected from GitHub to do AST node tagging task.

Different with previous work, AstBERT is a simple and effective way to use pre-trained model in language-code field. Instead of pre-training a language from scratch, it only needs continue pre-train the language model using AST corpus and the model will have ability to understand the language and code.

## 3 AstBERT

In this part, we describe the details about AstBERT, including model architecture, input and output representations, the data used for continue pre-training, and how to use AstBERT when it comes to downstream tasks.

## Java code

```
Double var =  
iteminfo.getValueAsDouble("TEST_var", 0.0);
```

## AST for Java code

```
- statement(Type=ExpressionStmt):  
  expression(Type=VariableDeclarationExpr):  
    variables:  
      - variable(Type=VariableDeclarator):  
        initializer(Type=MethodCallExpr):  
          name(Type=SimpleName):  
            identifier: "getValueAsDouble"  
          scope(Type=NameExpr):  
            name(Type=SimpleName):  
              identifier: "iteminfo"  
          arguments:  
            - argument(Type=StringLiteralExpr):  
              value: "TEST_var"  
            - argument(Type=DoubleLiteralExpr):  
              value: "0.0"  
          name(Type=SimpleName):  
            identifier: "var"  
          type(Type=ClassOrInterfaceType):  
            name(Type=SimpleName):  
              identifier: "Double"
```

Figure 2: The explanation of AST enhancing the representation for Java code

### 3.1 Model Architecture

Figure 1 shows the main architecture of AstBERT, instead of source code, the input of AstBERT is AST information from source code after pruning. For each token of source code, the AST information is inserted in the front and the position index shows clearly the order of the input. In embedding layer, token embedding is consistent with BERT [Devlin *et al.*, 2018], the difference is that the vocabulary used is added AST keywords. Each token after token embedding is converted to a vector via a trainable lookup table. Additionally, in AstBERT there are AST-segment and AST-position to tell which token is AST information and which token is source code, the detail of their function will be introduced in subsection 3.3. After embedding layer, the embedding vectors are encoded by multi-layer bidirectional transformer encoder [Vaswani *et al.*, 2017] in BERT to generate hidden vectors and here we will not present the details about BERT [Devlin *et al.*, 2018]. After this sequence encoded by transformer encoder, we use AST-Selection layer to mask the hidden vector from tokens of AST information and retain the hidden vector from tokens of original source code. In output layer, if the task is classification, the hidden vectors after AST-Selection layer pass average pooling layer to predict class label; If the task is named entity reorganization, each hidden vector after AST-Selection layer will be used to predict tag directly.

### 3.2 Input and Pruning

As shown in Figure 2, the AST contains the complete information of the source code and provide the more descrip-

```
def test_func(test1):  
    result = test1 + 1  
  
    return result
```

Source code

AST from Python standard Library

```
Assign(  
  lineno=12,col_offset=4,end_lineno=12,end_col_offset=22,  
  targets=[Name(lineno=12, col_offset=4, end_lineno=12, end_col_offset=10,  
id='result', ctx=Store())],  
  value=BinOp(  
    lineno=12,col_offset=13,end_lineno=12,end_col_offset=22,  
    left=Name(lineno=12, col_offset=13, end_lineno=12, end_col_offset=18,  
id='test1', ctx=Load()),  
    op=Add(),  
    right=Constant(lineno=12, col_offset=21, end_lineno=12,  
end_col_offset=22, value=1, kind=None),  
  ),  
  type_comment=None,  
),
```

AST After pruning

```
Assign(  
  targets=[Name( id='result')],  
  value=BinOp(  
    left=Name( id='test1'),  
    op=Add(),  
    right=Constant( value=1),  
  ),  
),
```

Figure 3: The explanation of AST pruning

tion for each token. For example, the *getValueAsDouble* is the name for *MethodCallExpr* (an AST node type) and the *TEST\_var* is an argument for *MethodCallExpr*. Also we can know the *Double* is a type of the variable *var* from AST. These information provided from the AST bring the domain knowledge for the source code.

In general, AST is much longer than source code, as shown in Figure 3, the AST from Python standard library contains some nodes such as *lineno*, *endlineno* and so on. Taking the code *result = test1 + 1* as an example, this code will be presented as an *assign* node in AST. From the Figure 3 we can see, the AST for this code contains information about which line the code appears on, and every child node contains this line number information. Here, after generating AST, we will prune this tree by removing the meaningless and uninformed node to avoid longer and noise input for model.

### 3.3 Embedding Layer

Instead of source code, we use AST (after pruning) as input for model and it will pass embedding layer firstly. Figure 4 shows the embedding layer in AstBERT, it is consisted of token-embedding, AST-segment embedding, AST-position embedding and segment embedding. Taking the code in Figure 2 as an example, the AST for this code is described in subsection 3.2, we can see the additional AST information account for most of tokens in the input, which can lead changes in the meaning of the original code. To prevent this from happening, we use AST-segment embedding to distinguish between AST tokens and source code tokens. As we known, in BERT all the order information for input sequence is contained in the position embedding, which allows us to add dif-

## Embedding Representation

Token-Embedding	[CLS]	type(Type e =...)	Double	name(Type =SimpleName)	Var	Initializer(Type =Method...)	scope(Type =NameExpr)	...	arguments	argument( Type=String..)	TEST_var	argument( Type=Double...)	0.0	[SEP]
	+	+	+	+	+	+	+	...	+	+	+	+	+	+
AST-Segment Embedding	no- AST	AST	no- AST	AST	no- AST	AST	AST	...	AST	AST	no- AST	AST	no- AST	no- AST
	+	+	+	+	+	+	+	...	+	+	+	+	+	+
AST-Position Embedding	0	0	1	1	2	2	3	...	5	6	5	7	6	7
	+	+	+	+	+	+	+	...	+	+	+	+	+	+
Segment Embedding	0	0	0	0	0	0	0	...	0	0	0	0	0	0

## AST information for source code

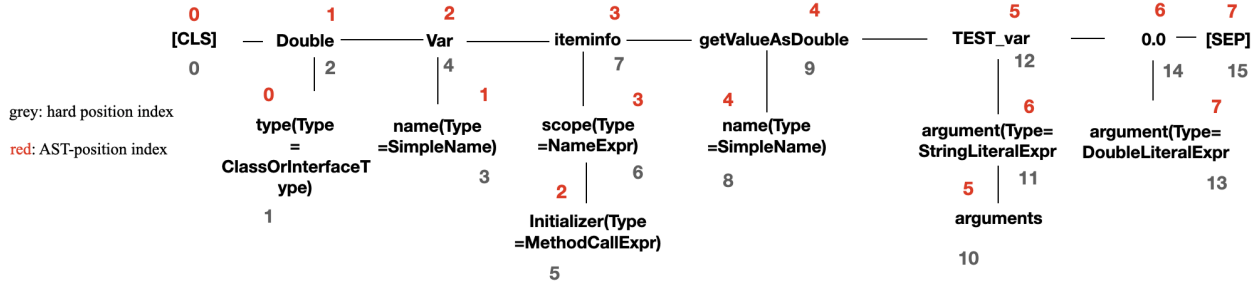


Figure 4: The explanation for the process of convert AST into an embedding representation.

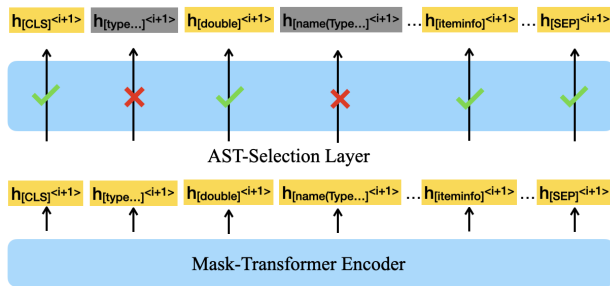


Figure 5: The explanation of the selection process in AST-Selection layer

ferent position information for input. Here, except for the AST-segment, we use AST-position to tell model the order for different information. The hard position index provides the global order for the input sequence. The AST-position index provides the order for source code and AST information respectively. Segment embedding is similar with BERT. The output of embedding layer is the sum of four parts: token embedding, AST-segment embedding, segment embedding and position embedding. Then, the embedding vectors will pass transformer encoder to generate hidden vectors.

### 3.4 AST-Selection Layer

As shown in Figure 5, after this sequence encoded by transformer encoder, we use AST-Selection layer to mask the hidden vector from tokens of AST information and retain the

hidden vector from tokens of original source code. This is because, even after pruning, among the all tokens in input, the tokens from AST information account for most of them. In the output layer, if we use all hidden vectors to finetune the downstream task, it will weaken the meaning of source code tokens. On other hand, transformer encoder has already fused the AST information for each source code token by attention mechanism. So here, we extract the hidden vectors of source code tokens by using AST-Selection layer. In output layer, if the task is classification, the hidden vectors after AST-Selection layer will pass average pooling layer to predict class label; If the task is named entity reorganization, each hidden vector after AST-Selection layer will be used predict tag directly.

We curate massive Python and Java code from GitHub and generate the AST for these source code (Python code uses standard AST API, Java code use javaparser). Then, instead of source code, we use AST to continue pre-train the BERT. Meanwhile, we bring keywords in AST into BERT vocabulary and make the tokenizer can recognize these AST keywords. The objective of pre-training is masked language modeling (MLM), which is proposed by [Devlin *et al.*, 2018] and has proven effective.

## 4 Task

### 4.1 Code Name Entity Recognition

In this section, we introduce the construction of the CoNER dataset. As we known, it is the first work to construct the dataset for named entity recognition(NER) task in code. We study the Java in this work, and we plan to extend to more

```

String status_result = Function.get();
Integer previous_num = Function.Func2();
Integer current_num = Function.Func3();

if (inf.getValAsString("Test_variable_1") != null
    ||
    writeinfo.ObtainValAsInt("Test_variable_2") > 100
    && splitpot_entity ← splitpot_oper ← splitpot_value ←
    (
        ↑ splitpot_oper ← splitpot_value ←
        "TRUE".equals(status_result)
    )
    ||
    previous_num >= current_num
)
    ifeq_left ifeq_oper ifeq_right
)
...

```

Figure 6: Example and Explanation of CoNER dataset and NER task in code

programming language in the future.

As can be seen in Figure 6, in this code snippet, we need to according with our practical rules to recognize different parts of code as different entities. The aim of this task is driven from our practical work. Taking the condition `inf.getValAsString("Test_variable_1") != null` in `if` statement as an example, the argument `"Test_variable_1"` of `getValAsString` function is labelled as **splitpot\_entity** entity, the operation of this condition `!=` is labelled as **splitpot\_oper** entity and the right expression of this condition `null` is labelled as **splitpot\_value** entity. The same rule is applicable to the condition `writeinfo.ObtainValAsInt("Test_variable_2") > 100` and the condition `"TRUE".equals(status_result)`. But when it comes to the condition `previous_num >= current_num`, the left expression `previous_num` is labelled as **ifeq\_left**, the operation `>=` is labelled as **ifeq\_oper** and the right expression is labelled as **ifeq\_right**. This is because that the left and right expression in the last condition are both variable and the rule for annotating this condition statement is different with other condition statements according with the demand from our practical work.

In CoNER dataset, there is a total of 17 different entities including `splitpot_entity`, `splitpot_oper`, `splitpot_value`, `contain_entity`, `defaultvalue_entity`, `defaultvalue_value`, `getvar2var_entity`, `getvar2var_value`, `ifeq_left`, `ifeq_oper`, `ifeq_right`, `outputvar2var_entity`, `outputvar2var_value`, `outputvar_entity`, `reasonvar_entity`, `reasonvar_value`. We build CoNER dataset from Java code and check it by human. The average number of tokens in the sample is 136 and there are 5000 samples in CoNER.

## 4.2 Code Search

We use CoSQA (Junjie Huang et al. 2021) dataset to do code search task. In this task, the sample is query-code pair and

Model	Data	Code NER
CRF	CoNER	0.923
CRF (with AST info)	CoNER	0.929
BERT + CRF	CoNER	0.932
AstBERT + CRF	CoNER	0.964

Table 1: Performance of different model on code named entity recognition task. AstBERT outperforms the existing baseline approaches.

the label is "1" or "0" which means whether the code can answer the query. These query-code pairs are collected from Microsoft Bing search engine and annotated by human. Both in real world and in this dataset, it is often the case that a code can completely or partially meet the demands of the query.

Figure 7 shows some samples in CoSQA described from (Junjie Huang et al. 2021), if the code function can completely answer the query (Case 1 in Figure 7), this query-code pair is annotated with label "1". From the case 2, we can see this code function meets and exceeds the demands of the query, because it also has the function to do with tuple and set, so this case is also annotated with label "1". In case 3, query is about measuring distance between 2 points, but the code function is about calculating the distance about 2 vectors. In this case, this code function only meet a certain category of the query demands, in this dataset it is also annotated with label "1". From the case 4, we can see the code function is only to read a file, but the query is to read and write in file. When code function satisfies 50% of the demand, it is annotated with label "0". In case 5 and case 6, only small part of code is relevant to the query and can not answer, these samples are annotated with label "0".

## 5 Experiments

### 5.1 Experiments Settings

We train the models on the CoNER dataset and CoSQA dataset and evaluate them on two tasks: code named entity recognition and code question answering. On code named entity recognition, we random divide the CoNER into training, validation and tests sets in the number of 4000:500:500. On code question answering(a task on code search), in order of comparing with the result from public works, we directly use the 20,000 training and 604 validation examples split by [Huang et al., 2021]. We use F1 score as the evaluation metric on code named entity recognition and accuracy on code question answering.

### Results of Code Named Entity Recognition

To investigate the effects of AST information for named entity recognition task in code, we conduct experiments by the following settings: (i) using machine learning CRF++ approach, (ii) using machine learning CRF++ approach with AST information, (iii) using pre-trained language model and CRF,(iv) using our AstBERT and CRF. From the Tabel 1, we can find that: no matter machine learning CRF++ approach or deep learning pre-trained language model, the method with AST information performs better than method without



(1) **Query:** boolean function to check if variable is a string python

```
def is_string(val):
    """ Determines whether the passed value is a string,
    safe for 2/3. """
    try:
        basestring
    except NameError:
        return isinstance(val, str)
    return isinstance(val, basestring)
```

Match

(2) **Query:** python check if argument is list

```
def is_listish(obj):

    """ Check if something quacks like a list. """
    if isinstance(obj, (list, tuple, set)):

        return True
    return is_sequence(obj)
```

Match

(3) **Query:** python measure distance between 2 points

```
def vector_distance(a, b):
    """ The Euclidean distance between two vectors. """
    a = np.array(a)
    b = np.array(b)
    return np.linalg.norm(a - b)
```

Match

(4) **Query:** boolean function to check if variable is a string python

```
def file_read(filename):
    """ Read a file and close it. Returns the file source. """
    fobj = open(filename, 'r')
    source = fobj.read()
    fobj.close()
    return source
```

Not Match

(5) **Query:** boolean function to check if variable is a string python

```
def get_list_index(lst, index_or_name):
    if isinstance(index_or_name, integer_types):
        return index_or_name
    return lst.index(index_or_name)
```

Not Match

(6) **Query:** boolean function to check if variable is a string python

```
def is_number(obj):

    """ Check if obj is number. """
    return isinstance(obj, (int, float, np.int_, np.float_))
```

Not Match

Figure 7: Example and Explanation of CoSQA dataset and code question answering

Model	Data	Code Question Answering
BERT	CoSQA	39.92
RoBERTA	CoSQA	42.12
CodeBERT	CoSQA	52.65
AstBERT	CoSQA	57.12

Table 2: Evaluation of different pre-trained language models on code question answering.

AST information. This demonstrates the importance of AST information in named entity recognition task. Meanwhile, the performance of the BERT without AST information is better than the CRF++ with AST information, which indicates the pre-trained language model can better understand the source code. Comparing with the augmentations from CRF++ and pre-trained language model, we can see that the latter achieves more performance gain than the former (0.6% versus 3.2%). This demonstrates that our AstBERT can better take advantage of AST information to understanding the source code.

### Results of Code Search

In addition to code NER task, we also conduct another code search experiment using CoSQA dataset which is proposed by [Huang *et al.*, 2021]. We train the models and evaluate them on code question answering by the following settings: (i) using BERT proposed by [Devlin *et al.*, 2018], (ii) using RoBERTA proposed by [Liu *et al.*, 2019], (iii) CodeBERT proposed by [Feng *et al.*, 2020], (iv) AstBERT. From the Table 2, we can see the BERT and RoBERTA achieve a similar and relative low accuracy in this task. This is be-

cause that these two models are pre-trained by natural language corpus and are not integrated with programming language. Comparing with the augmentation from RoBERTA and CodeBERT, the latter achieves more performance gain than the former (10.53%) and this accuracy is similar with the results published by [Huang *et al.*, 2021]. This demonstrates that CodeBERT can better understand code. And, our AstBERT achieves better performance than the CodeBERT by 4.47%. This demonstrates that AstBERT by integrating AST information as domain knowledge can further improve the ability for understanding programming language.

## 6 Conclusion

In this paper, we propose AstBERT, a simple and effective way to enable pre-trained language model for code understanding by integrating with abstract syntax tree (AST). Specifically, AstBERT injects structural information from AST into source code as input. In order to encode structural information, AstBERT uses AST-Segment and AST-position to make model recognize AST construction. We use public pre-trained language model BERT (BERT-base-uncased) [Devlin *et al.*, 2018] as initialization and continue pre-train AstBERT on AST corpus. We also develop a new dataset CoNER for code named entity recognition (NER) task, which to the best of our knowledge is the first dataset for code NER task. Then, we conduct two experiments to evaluate the performance of AstBERT. We find that AstBERT outperforms baseline models on code NER and code search tasks and perform detailed analysis to investigate the effects of AstBERT on code understanding.

## References

- [Buratti *et al.*, 2020] Luca Buratti, Saurabh Pujar, Mihaela Bornea, Scott McCarley, Yunhui Zheng, Gaetano Rossiello, Alessandro Morari, Jim Laredo, Veronika Thost, Yufan Zhuang, et al. Exploring software naturalness through neural language models. *arXiv preprint arXiv:2006.12641*, 2020.
- [Devlin *et al.*, 2018] Jacob Devlin, Ming-Wei Chang, Kenton Lee, and Kristina Toutanova. Bert: Pre-training of deep bidirectional transformers for language understanding. *arXiv preprint arXiv:1810.04805*, 2018.
- [Feng *et al.*, 2020] Zhangyin Feng, Daya Guo, Duyu Tang, Nan Duan, Xiaocheng Feng, Ming Gong, Linjun Shou, Bing Qin, Ting Liu, Daxin Jiang, et al. Codebert: A pre-trained model for programming and natural languages. *arXiv preprint arXiv:2002.08155*, 2020.
- [Gururangan *et al.*, 2020] Suchin Gururangan, Ana Marasović, Swabha Swayamdipta, Kyle Lo, Iz Beltagy, Doug Downey, and Noah A Smith. Don’t stop pretraining: adapt language models to domains and tasks. *arXiv preprint arXiv:2004.10964*, 2020.
- [Hellendoorn *et al.*, 2019] Vincent J Hellendoorn, Charles Sutton, Rishabh Singh, Petros Maniatis, and David Bieber. Global relational models of source code. In *International conference on learning representations*, 2019.
- [Heyman and Van Cutsem, 2020] Geert Heyman and Tom Van Cutsem. Neural code search revisited: Enhancing code snippet retrieval through natural language intent. *arXiv preprint arXiv:2008.12193*, 2020.
- [Huang *et al.*, 2021] Junjie Huang, Duyu Tang, Linjun Shou, Ming Gong, Ke Xu, Daxin Jiang, Ming Zhou, and Nan Duan. Cosqa: 20,000+ web queries for code search and question answering. *arXiv preprint arXiv:2105.13239*, 2021.
- [Husain *et al.*, 2019] Hamel Husain, Ho-Hsiang Wu, Tiferet Gazit, Miltiadis Allamanis, and Marc Brockschmidt. Codesearchnet challenge: Evaluating the state of semantic code search. *arXiv preprint arXiv:1909.09436*, 2019.
- [Kanade *et al.*, 2019] Aditya Kanade, Petros Maniatis, Gogul Balakrishnan, and Kensen Shi. Pre-trained contextual embedding of source code. 2019.
- [Karampatsis and Sutton, 2020] Rafael-Michael Karampatsis and Charles Sutton. Scelmo: Source code embeddings from language models. *arXiv preprint arXiv:2004.13214*, 2020.
- [Lan *et al.*, 2019] Zhenzhong Lan, Mingda Chen, Sebastian Goodman, Kevin Gimpel, Piyush Sharma, and Radu Soricut. Albert: A lite bert for self-supervised learning of language representations. *arXiv preprint arXiv:1909.11942*, 2019.
- [Li *et al.*, 2019a] Hongyu Li, Seohyun Kim, and Satish Chandra. Neural code search evaluation dataset. *arXiv preprint arXiv:1908.09804*, 2019.
- [Li *et al.*, 2019b] Liunian Harold Li, Mark Yatskar, Da Yin, Cho-Jui Hsieh, and Kai-Wei Chang. Visualbert: A simple and performant baseline for vision and language. *arXiv preprint arXiv:1908.03557*, 2019.
- [Liu *et al.*, 2019] Yinhan Liu, Myle Ott, Naman Goyal, Jingfei Du, Mandar Joshi, Danqi Chen, Omer Levy, Mike Lewis, Luke Zettlemoyer, and Veselin Stoyanov. Roberta: A robustly optimized bert pretraining approach. *arXiv preprint arXiv:1907.11692*, 2019.
- [Mikolov *et al.*, 2013] Tomas Mikolov, Ilya Sutskever, Kai Chen, Greg S Corrado, and Jeff Dean. Distributed representations of words and phrases and their compositionality. In *Advances in neural information processing systems*, pages 3111–3119, 2013.
- [Nie *et al.*, 2016] Liming Nie, He Jiang, Zhilei Ren, Zeyi Sun, and Xiaochen Li. Query expansion based on crowd knowledge for code search. *IEEE Transactions on Services Computing*, 9(5):771–783, 2016.
- [Peters *et al.*, 2018] Matthew E. Peters, Mark Neumann, Mohit Iyyer, Matt Gardner, Christopher Clark, Kenton Lee, and Luke Zettlemoyer. Deep contextualized word representations, 2018.
- [Sun *et al.*, 2019] Chen Sun, Austin Myers, Carl Vondrick, Kevin Murphy, and Cordelia Schmid. Videobert: A joint model for video and language representation learning. In *Proceedings of the IEEE/CVF International Conference on Computer Vision*, pages 7464–7473, 2019.
- [Svyatkovskiy *et al.*, 2020] Alexey Svyatkovskiy, Shao Kun Deng, Shengyu Fu, and Neel Sundaresan. Intellicode compose: Code generation using transformer. In *Proceedings of the 28th ACM Joint Meeting on European Software Engineering Conference and Symposium on the Foundations of Software Engineering*, pages 1433–1443, 2020.
- [Vaswani *et al.*, 2017] Ashish Vaswani, Noam Shazeer, Niki Parmar, Jakob Uszkoreit, Llion Jones, Aidan N Gomez, Łukasz Kaiser, and Illia Polosukhin. Attention is all you need. In *Advances in neural information processing systems*, pages 5998–6008, 2017.
- [Wan *et al.*, 2019] Yao Wan, Jingdong Shu, Yulei Sui, Guandong Xu, Zhou Zhao, Jian Wu, and Philip S Yu. Multimodal attention network learning for semantic source code retrieval. *arXiv preprint arXiv:1909.13516*, 2019.
- [Xu *et al.*, 2021] Wenwen Xu, Mingzhe Fang, Li Yang, Huaxi Jiang, Geng Liang, and Chun Zuo. Enabling language representation with knowledge graph and structured semantic information. In *2021 International Conference on Computer Communication and Artificial Intelligence (CCAI)*, pages 91–96. IEEE, 2021.
- [Yin *et al.*, 2018] Pengcheng Yin, Bowen Deng, Edgar Chen, Bogdan Vasilescu, and Graham Neubig. Learning to mine aligned code and natural language pairs from stack overflow. In *2018 IEEE/ACM 15th international conference on mining software repositories (MSR)*, pages 476–486. IEEE, 2018.