

WebUAV-3M: A Benchmark Unveiling the Power of Million-Scale Deep UAV Tracking

Chunhui Zhang^{1,2*}, Guanjie Huang^{1*}, Li Liu^{1,3†}, Shan Huang¹, Yinan Yang¹, Yuxuan Zhang³,
Xiang Wan^{1,3}, and Shiming Ge²

¹Shenzhen Research Institute of Big Data, Shenzhen, China

²Institute of Information Engineering, Chinese Academy of Sciences, Beijing, China

³The Chinese University of Hong Kong Shenzhen, Shenzhen, China

liuli@cuhk.edu.cn

Abstract

In this work, we contribute a new million-scale Unmanned Aerial Vehicle (UAV) tracking benchmark, called WebUAV-3M. Firstly, we collect 4,485 videos with more than 3M frames from the Internet. Then, an efficient and scalable Semi-Automatic Target Annotation (SATA) pipeline is devised to label the tremendous WebUAV-3M in every frame. To the best of our knowledge, the densely bounding box annotated WebUAV-3M is by far the largest public UAV tracking benchmark. We expect to pave the way for the follow-up study in the UAV tracking by establishing a million-scale annotated benchmark covering a wide range of target categories. Moreover, considering the close connections among visual appearance, natural language and audio, we enrich WebUAV-3M by providing natural language specification and audio description, encouraging the exploration of natural language features and audio cues for UAV tracking. Equipped with this benchmark, we delve into million-scale deep UAV tracking problems, aiming to provide the community with a dedicated large-scale benchmark for training deep UAV trackers and evaluating UAV tracking approaches. Extensive experiments on WebUAV-3M demonstrate that there is still a big room for robust deep UAV tracking improvements. The dataset, toolkits and baseline results will be available at <https://github.com/983632847/WebUAV-3M>.

1 Introduction

UAV tracking refers to the task of sequentially locating a moving target in a video captured from low-altitude unmanned aerial vehicles (UAVs) without accessing the prior knowledge about the target (*e.g.*, target class, and motion pattern) as well as its surrounding environment [Mueller *et al.*, 2016; Zhu *et al.*, 2021]. It is a rapidly evolving field, which has been attracted increasing amounts of attention in computer vision with a wide range of applications, such as trans-

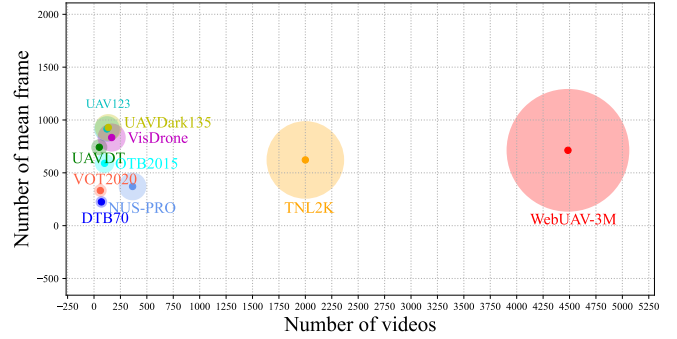


Figure 1: Comparison of our WebUAV-3M with the public benchmarks, including UAV tracking benchmarks, *i.e.*, UAV123, DTB70, UAVDT, VisDrone, UAVDark135, and GOT benchmarks, *i.e.*, OTB2015, VOT2020, NUS-PRO, and TNL2K. The area of the circle is in proportion to the number of total frames of a benchmark.

portation surveillance, aerial photography, intelligent logistics, and intelligent agriculture [Li and Yeung, 2017; Du *et al.*, 2018]. Consequently, automatic understanding of visual data collected from UAVs becomes highly demanding, and numerous algorithms have been proposed [Zhu *et al.*, 2021; Yan *et al.*, 2021b]. In this process, UAV tracking benchmarks have played a vital role in objectively evaluating and comparing different trackers. However, further development and assessment of deep UAV tracking are seriously limited by existing benchmarks with the following issues:

(i) **Lack of large-scale benchmarks.** Deep UAV tracking model is challenging to train in case of a scarcity of labeled data due to its inherent data-hungry characteristics. Some recent efforts [Danelljan *et al.*, 2019] have been devoted to pre-train the model on large-scale general object tracking (GOT) datasets [Huang *et al.*, 2019a; Fan *et al.*, 2019] to improve the deep UAV tracking performance. Compared with videos collected by common ground cameras, the video sequences captured by UAVs generally present more diverse yet unique viewpoints, more apparent motion blurs, and more varying resolutions of the targets, due to the fast-moving and continuously changing attitudes/heights of the UAVs during flight [Li *et al.*, 2021b; Zhu *et al.*, 2021]. These factors inevitably lead to suboptimal performance of deep UAV tracking. In contrast, some works stick to construct datasets captured by UAVs

*The first two authors contributed equally. Work done at SRIBD.

†Li Liu is the corresponding author.

focusing on object detection or tracking [Du *et al.*, 2018; Zhu *et al.*, 2021; Li and Yeung, 2017]. However, these datasets are still limited in size and scenarios covered due to the difficulties in data collection and annotation. As shown in Fig. 1, the public UAV tracking benchmarks seldom have more than 500 video sequences. Thorough evaluations of existing or newly developed UAV tracking algorithms remain an open problem because of the small-scale benchmarks. Furthermore, efficient labeling tools are desired for large-scale and high-quality dense labeled benchmarks.

(ii) Lack of language or audio descriptions. The natural language specification and audio description have been recently proved to be beneficial for various vision tasks (*e.g.*, [Wang *et al.*, 2021b; Zhao *et al.*, 2019]) including object tracking [Wang *et al.*, 2021b; Gan *et al.*, 2019]. Firstly, compared with the 2D visual bounding box, natural language specification/audio description can provide important auxiliary information, serving as high-level semantic guidance, to alleviate the ambiguity issue of the bounding box and the vast appearance variation of the target object [Li *et al.*, 2017; Wang *et al.*, 2021b]. Secondly, the target object initialized with the natural language specification/audio description is convenient and valuable in many real-world tracking applications (*e.g.*, human-machine interaction for the blind). Some recent works are developed with natural language specification to address model drift or simultaneous multiple-video tracking [Wang *et al.*, 2021b; Li *et al.*, 2017], and with stereo sound and camera meta-data to recover the coordinates of moving vehicles in the reference frame [Gan *et al.*, 2019]. However, as far as we know, natural language specification/audio description-based UAV tracking algorithms are far from being explored in recent UAV tracking benchmarks [Mueller *et al.*, 2016; Zhu *et al.*, 2021; Li and Yeung, 2017; Du *et al.*, 2018], which motivates the proposal of a new and large-scale benchmark for this task.

(iii) Limited target classes. UAV tracking is a class-agnostic task, which means that the tracker can be used for a wide range of target categories and robust even for unseen target categories. However, most of the existing UAV tracking benchmarks consist of only limited classes compared with several recent general object tracking benchmarks and struggling to train robust deep UAV tracking algorithms for real-world application scenarios. For instance, one of the latest UAV tracking datasets VisDrone [Zhu *et al.*, 2021], only includes ten categories. The insufficient categories of targets inevitably damage deep UAV trackers in a wide range of unseen categories [Huang *et al.*, 2019a].

In the literature, many datasets have been constructed to address above issues: *e.g.*, [Zhu *et al.*, 2021] for large-scale benchmarks, [Wang *et al.*, 2021b] for tracking by natural language specification, [Huang *et al.*, 2019a] for diverse object classes. Nevertheless, none of these datasets tackle all the issues, which hides the huge power of deep UAV tracking.

Our main contributions can be summarized as follows.

1) We construct a new million-scale dataset, called WebUAV-3M, for deep UAV tracking, which collects 4,485 video sequences and annotates around 3.2 million frames. The proposed WebUAV-3M contains 216 target classes and

63 motion classes, which offers magnitudes wider coverage of real-world moving object than all existing UAV tracking benchmarks. A general semi-automatic target annotation (SATA) pipeline is introduced to achieve accurate bounding box annotations, which significantly reduces human labor.

2) WebUAV-3M novelly provides natural language specification and audio descriptions, besides 2D visual bounding box annotations like existing UAV tracking datasets. For each video sequence, we label one sentence in English for the whole video, and convert it into an audio. The aim is to encourage explorations of integrating visual, language and audio features for high-performance deep UAV tracking.

3) We evaluate 43 representative trackers and analyze their performance using different evaluation metrics to provide extensive baselines for future comparisons on WebUAV-3M. Results indicate substantial improvement room for robust UAV tracking.

2 Related Work

2.1 Benchmarks for Tracking by Bounding Box

According to the different tasks, existing benchmarks for tracking by the bounding box can be concluded into two main categories, *i.e.*, general object tracking and UAV tracking benchmarks. In recent years, numerous datasets, *e.g.*, OTB2015 [Wu *et al.*, 2015], VOT2020 [Kristan *et al.*, 2020], NUS-PRO [Li *et al.*, 2015] and GOT-10k [Huang *et al.*, 2019a], have been developed for general object tracking. OTB2015 [Wu *et al.*, 2015] is a widely used dataset with 100 video sequences for unbiased performance comparisons. NUS-PRO [Li *et al.*, 2015] focuses on tracking people and rigid objects. VOT2020 [Kristan *et al.*, 2020] conducts re-initialization evaluation to assess tracking robustness, while GOT-10k [Huang *et al.*, 2019a] is a large-scale one-shot general object tracking dataset.

UAV123 and UAV20L [Mueller *et al.*, 2016] are two datasets for UAV tracking, comprising 123 short and 20 long sequences, respectively. DTB70 [Li and Yeung, 2017] provides 70 videos with manually annotated bounding boxes in all video frames. UAVDT [Du *et al.*, 2018] comprises 50 videos and eight kinds of attributes. UAVDark135 [Li *et al.*, 2021a] is a UAV nighttime tracking benchmark, comprising of a total of 135 sequences more than 125k manually annotated frames. VisDrone [Zhu *et al.*, 2021] is an annual visual object tracking challenge held every year in conjunction with ECCV and ICCV workshops since 2018.

2.2 Benchmarks for Tracking by Language/Audio

Only a few benchmarks are developed for tracking by natural language/audio in this new rising topic. Some general object tracking benchmarks, *e.g.*, LaSOT [Fan *et al.*, 2019] and TNL2K [Wang *et al.*, 2021b] provide both visual bounding box annotations and natural language specification. Lingual OTB99 [Li *et al.*, 2017] dataset is constructed by adding a natural language description of the target to the OTB2015 videos. Auditory Vehicle Tracking [Gan *et al.*, 2019] dataset includes 3,243 short video clips, which can be used to track the moving vehicles in the reference frame purely from stereo sound and camera meta-data without any visual input.



Figure 2: A glance at diverse video sequences and annotations in WebUAV-3M. All sequences are divided into 12 superclasses, containing *person*, *building*, *vehicle*, *vessel*, *public transport*, *aircraft*, *animal*, *agricultural machinery*, *industry machine*, *plant*, *artifact*, and *natural object*. Each sequence is attached with a semantic label: target class or motion class. WebUAV-3M populates 216 target classes and 63 motion classes in total. In addition, we provide a natural language specification and an audio description for each sequence.

One issue of the existing tracking benchmarks is that these videos do not contain videos with profound view-point changes, continually camera motion and night scenarios, *etc.* This limits the application of existing trackers in the wild. Besides, these benchmarks ignore the adversarial examples, which restrict the development of adversarial learning-based trackers [Jia *et al.*, 2020]. By contrast, the proposed WebUAV-3M is specifically designed for UAV tracking with various challenging scenarios, such as low light, long-term occlusion, small target, high-speed motion, and adversarial examples. In addition, we provide extensive evaluation re-

sults on representative trackers under different metrics, which will be beneficial for future research.

To our knowledge, WebUAV-3M is the largest UAV tracking benchmark with high-quality dense bounding box annotations to date. Compared with others, WebUAV-3M includes the largest 216 target categories (see Fig. 3) and 17 challenging global attributes for reliable UAV tracking evaluation. Besides, WebUAV-3M provides extra natural language specification and audio description for each video for the first time. Tab. 1 demonstrates a detailed comparison of WebUAV-3M with existing UAV tracking benchmarks.

Table 1: Comparison of WebUAV-3M with the popular UAV tracking benchmarks. WebUAV-3M is much larger than other UAV tracking benchmarks and it offers magnitudes wider coverage of target classes and motion classes. WebUAV-3M is densely labeled with a semi-automatic target annotation method. Furthermore, WebUAV-3M provides natural language specification and audio description to facilitate the exploration of lingual features and audio cues for deep UAV tracking.

Dataset	Videos	Min frame	Mean frame	Max frame	Total frames	Frame rate	Total duration	Absent labels	Classes	Attributes	Data partition	Lingual feature	Audio cue	Annotation method
UAV123 [Mueller <i>et al.</i> , 2016]	123	109	915	3,085	113 K	30 fps	62.5 min	✗	9	12	Test	✗	✗	Manual
UAV20L [Mueller <i>et al.</i> , 2016]	20	1,717	2,934	5,527	59 K	30 fps	32.6 min	✗	5	12	Test	✗	✗	Manual
DTB70 [Li and Yeung, 2017]	70	68	225	699	15.8 K	30 fps	8.8 min	✗	—	11	Test	✗	✗	Manual
UAVDT [Du <i>et al.</i> , 2018]	50	82	742	2,969	37.1 K	30 fps	20.6 min	✗	3	8	Test	✗	✗	Semi-automatic
UAVDark135 [Li <i>et al.</i> , 2021a]	135	216	929	4,571	125.47 K	30 fps	69.7 min	✗	5	12	Test	✗	✗	Manual
VisDrone [Zhu <i>et al.</i> , 2021]	167	90	834	4,280	139.28 K	30 fps	77.4 min	✗	10	12	Train/Val/Test	✗	✗	Manual
WebUAV-3M (Ours)	4,485	40	703	18,841	3.20 M	30 fps	28.7 hours	✓	216	17	Train/Val/Test	✓	✓	Semi-automatic

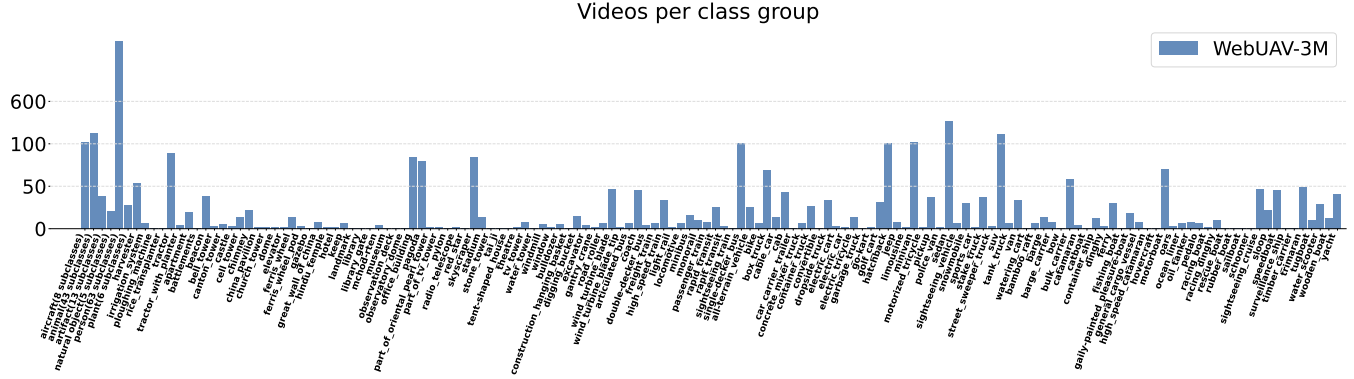


Figure 3: The number of videos per each group of object classes.

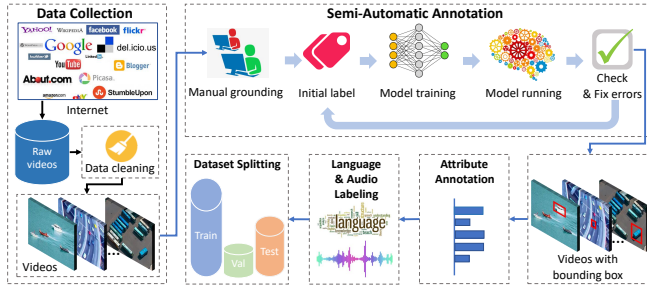


Figure 4: An overview of the construction of WebUAV-3M. In the process of data collection, we first download videos from the Internet to collect raw videos, then perform data cleaning (*i.e.*, video naming and cropping) to obtain cleaned videos for annotation. Next, a semi-automatic target annotation pipeline is used to label the massive WebUAV-3M dataset. Finally, diverse attributes, natural language specification, and audio description are provided to enrich the dataset, which is further divided into a unified dataset including train, verification, and test sets. Best viewed by zooming in.

3 Construction of WebUAV-3M

This section introduces the technical details of the construction of WebUAV-3M, including data collection, a semi-automatic target annotation pipeline, attribution annotation, language and audio labeling, and dataset splitting (see Fig. 4).

3.1 Data Collection

Most of the videos are downloaded and clipped from YouTube under Creative Commons licence¹. First, we collect an initial pool of raw videos. Keywords such as *aerial photography*, *aerial video*, *drone*, and *UAV* are used to search and download more than 28K videos from YouTube. We pick up 3,602 videos with at least one potential target object. In addition, to promote the diversity and heterogeneity of the dataset, we also borrow 616 and 267 videos from two aerial view video datasets, Stanford Drone [Robicquet *et al.*, 2016] and Okutama-Action [Barekatin *et al.*, 2017], respectively. These videos are re-annotated by the SATA pipeline. Note that a professional data annotation company labels all of our collected videos. Finally, we obtain 4,485 videos for the final pool of raw videos. On these videos, we perform data cleaning for further annotation.

3.2 Semi-Automatic Annotation

Our newly proposed SATA pipeline is shown in Fig. 4. Once the cleaned videos are ready for feeding into annotation process, the SATA pipeline can be divided into five steps: *manual grounding*, *manually label*, *model training*, *model running* and *check & fix error*. Details of SATA pipeline can be found in the **supplementary material**. Although there are many mature semi-automatic annotation tools in

¹<https://creativecommons.org/licenses/>

²<https://github.com/microsoft/VoTT>

Table 2: Comparison of the time per bounding box spent between SATA and other annotation tools on videos with 3-level difficulties.

Annotation tool	Type	Time per bounding box			
		Easy	Medium	Hard	Mean
Labelme [Russell <i>et al.</i> , 2008]	Manual	13.23 s	16.08 s	18.11 s	15.81 s
VoTT ²	Manual	6.87 s	8.61 s	8.67 s	8.05 s
ViTBAT [Biresaw <i>et al.</i> , 2016]	Semi-automatic	2.50 s	5.60 s	5.96 s	4.68 s
CVAT ³	Semi-automatic	1.71 s	3.76 s	6.12 s	3.86 s
SATA (Ours)	Semi-automatic	0.11 s	2.94 s	5.91 s	2.99 s




Figure 5: Examples of accurate annotations generated by SATA.

the community, such as ViTBAT [Biresaw *et al.*, 2016] and CVAT³, each of them has its drawbacks when facing specific tasks. The problems are mainly the insufficient accuracy of predictive annotations and the lack of special functions. SATA uses the interactive iterative update method with variable tracking models to improve the overall annotation process. As the results, SATA gains faster annotation speed and more accurate bounding boxes compared with popular semi-automatic/manual annotation tools (see Tab. 2). Some examples of accurate annotations are shown in Fig. 5.

3.3 Attribute Annotation

Following popular tracking benchmarks [Zhu *et al.*, 2021; Huang *et al.*, 2019a], we further label each video sequence with multiple attributes for better evaluation. WebUAV-3M has 17 attributes, including low resolution (LR), partial occlusion (POC), full occlusion (FOC), out-of-view (OV), fast motion (FM), camera motion (CM), viewpoint change (VC), rotation (ROT), deformation (DEF), background clutters (BC), scale variation (SV), aspect ratio variation (ARV), illumination variation (IV), motion blur (MB), complexity (COM), size (SIZ), and length (LEN). Fig. 6(a) presents the distribution of sequences of each attribute in WebUAV-3M.

3.4 Language and Audio Labeling

We provide natural language specifications and audio descriptions to facilitate multi-modal deep UAV tracking. WebUAV-3M contains around 800 English words and focuses on expressing the target’s class, position (relative location), attribute, behavior, and surroundings by one sentence in English for the whole video sequence. The annotation team labeled 4,485 sentences for all videos. The natural language specification can provide auxiliary information to achieve accurate tracking. Because language can assist in reducing uncertainty as a kind of global semantic information when the target’s appearance changes significantly, or when there are

³<https://github.com/openvinotoolkit/cvat>

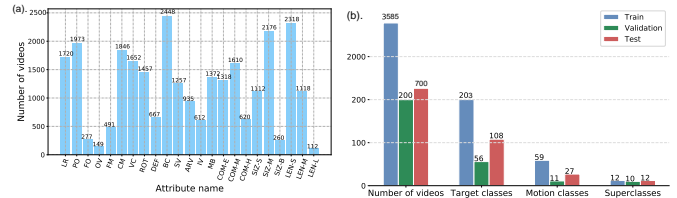


Figure 6: (a) Attribute distribution and (b) partition of WebUAV-3M.

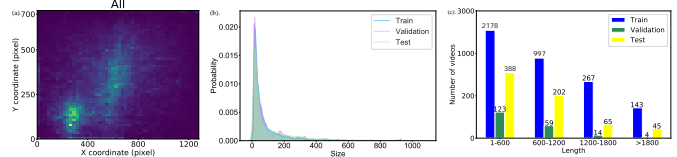


Figure 7: (a) Target position, (b) size and (c) video length distributions in WebUAV-3M. Best viewed by zooming in.

similar distractors. Based on these sentences, we ask the annotation team to provide both woman and man audio descriptions, obtaining 8,970 audio descriptions in total, with some examples shown in Fig. 2.

3.5 Dataset Splitting

To provide a unified evaluation benchmark for deep UAV tracking, we split WebUAV-3M dataset into train, validation, and test sets (see Fig. 6(b)). Our goal is to design a compact and informative test set containing medium-difficulty and multi-category videos and make the evaluation results reliably reflect the generalization ability of different algorithms in various seen and unseen target and motion classes.

3.6 Statistical Analysis

Position and size distributions. Fig. 7(a) presents the distribution of target center position in the whole WebUAV-3M. The size distribution of targets is demonstrated in Fig. 7(b). The target size varies widely in the entire dataset, from 10 to 1000 pixels. We find that the train, validation, and test sets have a similar target size distribution. The average size of the targets is about 50 pixels, which indicates that UAV tracking task usually faces the serious challenge of small targets.

Length distribution. From Fig. 7(c), we find that WebUAV-3M contains 2689, 1258, 346 and 192 videos for the segments of 1-600, 600-1200, 1200-1800 and larger than 1800, respectively. The four segments for test set comprise 388, 202, 65 and 45 videos. This diverse length distribution makes it suitable for evaluating both short-term and long-term trackers.

4 Experiments

4.1 Evaluation Metrics

Following popular One-Pass-Evaluation (OPE) [Wu *et al.*, 2015; Huang *et al.*, 2019a; Fan *et al.*, 2019], we adopt four metrics, *i.e.*, Precision plot (Pre), Normalized precision plot (nPre), Success plot (AUC), and mean Accuracy (mAcc) to assess the performance of different tracking algorithms.

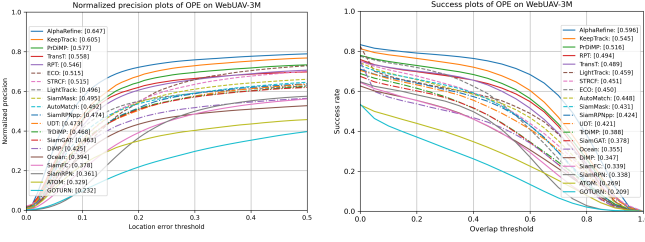


Figure 8: Overall performance of baseline trackers on WebUAV-3M.

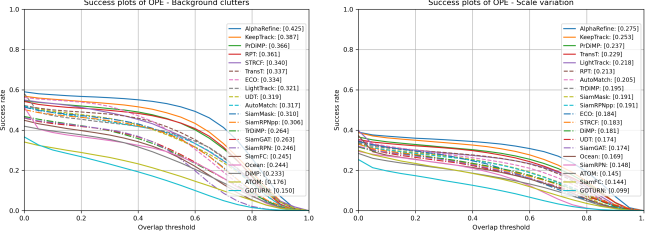


Figure 9: Performances of trackers on two challenging attributes.

4.2 Baseline Methods

We evaluate 43 trackers, comprising correlation filter trackers (*e.g.*, ECO [Danelljan *et al.*, 2017], STRCF [Li *et al.*, 2018b], ATOM [Danelljan *et al.*, 2019], DiMP [Bhat *et al.*, 2019], PrDiMP [Danelljan *et al.*, 2020] and KeepTrack [Mayer *et al.*, 2021]), Siamese network trackers (*e.g.*, SiamFC [Bertinetto *et al.*, 2016] and its variants SiamRPN [Li *et al.*, 2018a], SiamMask [Wang *et al.*, 2019b], SiamPRN++ [Li *et al.*, 2019], UDT [Wang *et al.*, 2019a], Ocean [Zhang *et al.*, 2020b], RPT [Ma *et al.*, 2020], SiamGAT [Guo *et al.*, 2021] and AutoMatch [Zhang *et al.*, 2021]) and other deep trackers (*e.g.*, GOTURN [Held *et al.*, 2016], AlphaRefine [Yan *et al.*, 2021b], LightTrack [Yan *et al.*, 2021a], TransT [Chen *et al.*, 2021] and TrDiMP [Wang *et al.*, 2021a]). More results are shown in **supplementary material** because of limited space.

4.3 Experimental Results

Overall Performance. Fig. 8 demonstrates the normalized precision and success curves of 20 baseline trackers. The top three trackers are AlphaRefine, KeepTrack, and PrDiMP. All these trackers are built upon deep CNN features, with end-to-end features learning. AlphaRefine achieves the best performance, and it outperforms the second-placed tracker by 4.2% and 5.1% in terms of nPre and AUC scores, respectively.

Attribute-based Performance. To analyze different challenges faced by existing trackers, we evaluate trackers on 17 attributes. We show the results on two challenging attributes, *i.e.*, background clutters and scale variation in Fig. 9 and refer the readers to **supplementary material** for detailed attribute-based evaluation.

Results on Challenging Scenarios. In Tab. 3, we report the results of five state-of-the-art deep trackers (*i.e.*, Ocean, SiamRPN++, SiamGAT, AutoMatch, and TransT) on five challenging scenarios: low light, long-term occlusion, small target, high-speed motion and adversarial examples and provide guidance for future research.

Table 3: Results on five challenging scenarios: low light (LL), long-term occlusion (LTO), small target (ST), high-speed motion (HSM) and adversarial examples (AE) using nPre / AUC scores.

Tracker	LL	LTO	ST	HSM	AE
Ocean	0.400 / 0.372	0.385 / 0.351	0.445 / 0.400	0.399 / 0.359	0.617 / 0.553
SiamRPN++	0.454 / 0.416	0.426 / 0.381	0.501 / 0.439	0.480 / 0.424	0.621 / 0.565
SiamGAT	0.477 / 0.395	0.436 / 0.348	0.458 / 0.395	0.453 / 0.370	0.569 / 0.495
AutoMatch	0.494 / 0.456	0.429 / 0.387	0.519 / 0.459	0.486 / 0.438	0.581 / 0.537
TransT	0.585 / 0.516	0.512 / 0.456	0.599 / 0.542	0.518 / 0.460	0.671 / 0.596

Table 4: Retraining of four deep trackers on WebUAV-3M.

Tracker	Training data	Pre	nPre	AUC	mAcc
GOTURN	ALOV++, ImageNet DET	0.369	0.232	0.209	0.205
SiamFC	ImageNet VID	0.518	0.378	0.339	0.340
SiamRPN	ImageNet VID, Youtube-BB	0.507	0.361	0.338	0.339
ATOM	LaSOT, GOT-10k, TrackingNet, COCO	0.414	0.329	0.269	0.269
GOTURN	WebUAV-3M train set	0.500	0.357	0.321	0.320
SiamFC		0.573	0.444	0.391	0.393
SiamRPN		0.551	0.435	0.372	0.374
ATOM		0.587	0.439	0.390	0.391

Retraining Experiments. We retrain four deep trackers to analyze the impact of training data. Tab. 4 shows the tracking results trained on WebUAV-3M train set and comparisons with the performance of official models trained on tracking datasets (*i.e.*, LaSOT, GOT-10k, TrackingNet [Muller *et al.*, 2018] and ALOV++ [Smeulders *et al.*, 2013]), video object detection datasets (*i.e.*, ImageNet VID [Russakovsky *et al.*, 2015], Youtube-BB [Russakovsky *et al.*, 2015]), and object detection datasets (*i.e.*, ImageNet DET [Russakovsky *et al.*, 2015], COCO [Lin *et al.*, 2014]). We observe consistent performance gains on retraining four trackers in terms of Pre, nPre, AUC, and mAcc scores. These results indicate the high quality of WebUAV-3M.




Figure 10: Visualization of tracking results on WebUAV-3M dataset.

Qualitative Evaluation. To qualitatively analyze different methods, we demonstrate the visualization results of seven state-of-the-art deep trackers, *i.e.*, SiamRPN++, Ocean, DiMP, AlphaRefine, TrDiMP, TransT, and KeepTrack. From Fig. 10, we observe that none of these deep trackers can track the target on each frame, suggesting that tracking in real-world unconstrained video sequences is complicated and still not solved.

5 Discussion and Conclusion

Through the analysis of popular deep trackers, we find the following widely existing challenges have not been well studied in tracking scenarios. **1) Nighttime tracking.** The nighttime conditions harm the performance of trackers designed primarily for high-visibility inputs. **2) Multi-modal tracking.** How to effectively integrate non-visual features into deep tracking models posing a fundamental challenge in appearance-based visual tracking, which is far from being explored. **3) Noisy initialization.** The bounding box annotation usually makes the initial target contain background noise, which badly degrades tracking performance, especially when facing extremely small targets in UAV tracking videos.

In this work, we introduce by far the largest UAV tracking benchmark WebUAV-3M and provide visual box annotations, natural language specification and audio description for the first time. We hope this benchmark could facilitate future research of large-scale multi-model deep UAV tracking.

References

- [Barekatin et al., 2017] Mohammadamin Barekatin, Miquel Martí, Hsueh-Fu Shih, Samuel Murray, Kotaro Nakayama, Yutaka Matsuo, and Helmut Prendinger. Okutama-action: An aerial view video dataset for concurrent human action detection. In *Proceedings of the IEEE conference on computer vision and pattern recognition workshops*, pages 28–35, 2017.
- [Bertinetto et al., 2016] Luca Bertinetto, Jack Valmadre, Joao F Henriques, Andrea Vedaldi, and Philip HS Torr. Fully-convolutional siamese networks for object tracking. In *European conference on computer vision*, pages 850–865. Springer, 2016.
- [Bhat et al., 2019] Goutam Bhat, Martin Danelljan, Luc Van Gool, and Radu Timofte. Learning discriminative model prediction for tracking. In *IEEE/CVF International Conference on Computer Vision*, pages 6181–6190. IEEE, 2019.
- [Biresaw et al., 2016] Tewodros A Biresaw, Tahir Nawaz, James Ferryman, and Anthony I Dell. Vitbat: Video tracking and behavior annotation tool. In *2016 13th IEEE International Conference on Advanced Video and Signal Based Surveillance (AVSS)*, pages 295–301. IEEE, 2016.
- [Cao et al., 2021] Ziang Cao, Changhong Fu, Junjie Ye, Bowen Li, and Yiming Li. Hift: Hierarchical feature transformer for aerial tracking. In *Proceedings of the IEEE/CVF International Conference on Computer Vision*, pages 15457–15466, 2021.
- [Chen et al., 2018] Boyu Chen, Dong Wang, Peixia Li, Shuang Wang, and Huchuan Lu. Real-time ‘actor-critic’ tracking. In *European Conference on Computer Vision*, pages 328–345, 2018.
- [Chen et al., 2020] Zedu Chen, Bineng Zhong, Guorong Li, Shengping Zhang, and Rongrong Ji. Siamese box adaptive network for visual tracking. In *2020 IEEE/CVF Conference on Computer Vision and Pattern Recognition*, pages 6667–6676, 2020.
- [Chen et al., 2021] Xin Chen, Bin Yan, Jiawen Zhu, Dong Wang, Xiaoyun Yang, and Huchuan Lu. Transformer tracking. In *Proceedings of the IEEE/CVF Conference on Computer Vision and Pattern Recognition*, pages 8126–8135, 2021.
- [Danelljan et al., 2015] Martin Danelljan, Gustav Hager, Fahad Shahbaz Khan, and Michael Felsberg. Convolutional features for correlation filter based visual tracking. In *Proceedings of the IEEE international conference on computer vision workshops*, pages 58–66, 2015.
- [Danelljan et al., 2016] Martin Danelljan, Andreas Robinson, Fahad Shahbaz Khan, and Michael Felsberg. Beyond correlation filters: Learning continuous convolution operators for visual tracking. In *European conference on computer vision*, pages 472–488. Springer, 2016.
- [Danelljan et al., 2017] Martin Danelljan, Goutam Bhat, Fahad Shahbaz Khan, and Michael Felsberg. Eco: Efficient convolution operators for tracking. In *Proceedings of the IEEE conference on computer vision and pattern recognition*, pages 6638–6646, 2017.
- [Danelljan et al., 2019] Martin Danelljan, Goutam Bhat, Fahad Shahbaz Khan, and Michael Felsberg. ATOM: accurate tracking by overlap maximization. In *IEEE Conference on Computer Vision and Pattern Recognition*, pages 4660–4669, 2019.
- [Danelljan et al., 2020] Martin Danelljan, Luc Van Gool, and Radu Timofte. Probabilistic regression for visual tracking. In *Proceedings of the IEEE/CVF Conference on Computer Vision and Pattern Recognition*, pages 7183–7192, 2020.
- [Du et al., 2018] Dawei Du, Yuankai Qi, Hongyang Yu, Yifan Yang, Kaiwen Duan, Guorong Li, Weigang Zhang, Qingming Huang, and Qi Tian. The unmanned aerial vehicle benchmark: Object detection and tracking. In *Proceedings of the European Conference on Computer Vision (ECCV)*, pages 370–386, 2018.
- [Fan et al., 2019] Heng Fan, Liting Lin, Fan Yang, Peng Chu, Ge Deng, Sijia Yu, Hexin Bai, Yong Xu, Chunyuan Liao, and Haibin Ling. Lasot: A high-quality benchmark for large-scale single object tracking. In *Proceedings of the IEEE/CVF Conference on Computer Vision and Pattern Recognition*, pages 5374–5383, 2019.
- [Gan et al., 2019] Chuang Gan, Hang Zhao, Peihao Chen, David Cox, and Antonio Torralba. Self-supervised moving vehicle tracking with stereo sound. In *Proceedings of the IEEE/CVF International Conference on Computer Vision*, pages 7053–7062, 2019.
- [Guo et al., 2017] Qing Guo, Wei Feng, Ce Zhou, Rui Huang, Liang Wan, and Song Wang. Learning dynamic siamese network for visual object tracking. In *2017 IEEE International Conference on Computer Vision (ICCV)*, pages 1781–1789, 2017.
- [Guo et al., 2020] Dongyan Guo, Jun Wang, Ying Cui, Zhenhua Wang, and Shengyong Chen. Siamcar: Siamese fully convolutional classification and regression for visual

- tracking. In *Proceedings of the IEEE/CVF conference on computer vision and pattern recognition*, pages 6269–6277, 2020.
- [Guo *et al.*, 2021] Dongyan Guo, Yanyan Shao, Ying Cui, Zhenhua Wang, Liyan Zhang, and Chunhua Shen. Graph attention tracking. In *Proceedings of the IEEE/CVF Conference on Computer Vision and Pattern Recognition*, pages 9543–9552, 2021.
- [Held *et al.*, 2016] David Held, Sebastian Thrun, and Silvio Savarese. Learning to track at 100 fps with deep regression networks. In *European conference on computer vision*, pages 749–765. Springer, 2016.
- [Henriques *et al.*, 2014] João F Henriques, Rui Caseiro, Pedro Martins, and Jorge Batista. High-speed tracking with kernelized correlation filters. *IEEE transactions on pattern analysis and machine intelligence*, 37(3):583–596, 2014.
- [Huang *et al.*, 2019a] Lianghua Huang, Xin Zhao, and Kaiqi Huang. Got-10k: A large high-diversity benchmark for generic object tracking in the wild. *IEEE Transactions on Pattern Analysis and Machine Intelligence*, 2019.
- [Huang *et al.*, 2019b] Ziyuan Huang, Changhong Fu, Yiming Li, Fuling Lin, and Peng Lu. Learning aberrance repressed correlation filters for real-time UAV tracking. In *IEEE/CVF International Conference on Computer Vision*, pages 2891–2900, 2019.
- [Jia *et al.*, 2020] Shuai Jia, Chao Ma, Yibing Song, and Xiaokang Yang. Robust tracking against adversarial attacks. In *European Conference on Computer Vision*, pages 69–84, 2020.
- [Jiang *et al.*, 2021] Nan Jiang, Kuiran Wang, Xiaoke Peng, Xuehui Yu, Qiang Wang, Junliang Xing, Guorong Li, Jian Zhao, Guodong Guo, and Zhenjun Han. Anti-uav: A large multi-modal benchmark for uav tracking. *arXiv preprint arXiv:2101.08466*, 2021.
- [Kiani Galoogahi *et al.*, 2017] Hamed Kiani Galoogahi, Ashton Fagg, and Simon Lucey. Learning background-aware correlation filters for visual tracking. In *Proceedings of the IEEE international conference on computer vision*, pages 1135–1143, 2017.
- [Kristan *et al.*, 2020] Matej Kristan, Aleš Leonardis, Jiří Matas, Michael Felsberg, Roman Pflugfelder, Joni Kristian Kämäräinen, Martin Danelljan, Luka Čehovin Zajc, Alan Lukežič, Ondrej Drbohlav, et al. The eighth visual object tracking vot2020 challenge results. In *European Conference on Computer Vision*, pages 547–601. Springer, 2020.
- [Li and Yeung, 2017] Siyi Li and Dit-Yan Yeung. Visual object tracking for unmanned aerial vehicles: A benchmark and new motion models. In *Thirty-first AAAI conference on artificial intelligence*, 2017.
- [Li *et al.*, 2015] Annan Li, Min Lin, Yi Wu, Ming-Hsuan Yang, and Shuicheng Yan. Nus-pro: A new visual tracking challenge. *IEEE transactions on pattern analysis and machine intelligence*, 38(2):335–349, 2015.
- [Li *et al.*, 2017] Zhenyang Li, Ran Tao, Efstratios Gavves, Cees GM Snoek, and Arnold WM Smeulders. Tracking by natural language specification. In *Proceedings of the IEEE Conference on Computer Vision and Pattern Recognition*, pages 6495–6503, 2017.
- [Li *et al.*, 2018a] Bo Li, Junjie Yan, Wei Wu, Zheng Zhu, and Xiaolin Hu. High performance visual tracking with siamese region proposal network. In *2018 IEEE/CVF Conference on Computer Vision and Pattern Recognition*, pages 8971–8980, 2018.
- [Li *et al.*, 2018b] Feng Li, Cheng Tian, Wangmeng Zuo, Lei Zhang, and Ming-Hsuan Yang. Learning spatial-temporal regularized correlation filters for visual tracking. In *2018 IEEE/CVF Conference on Computer Vision and Pattern Recognition*, pages 4904–4913, 2018.
- [Li *et al.*, 2019] Bo Li, Wei Wu, Qiang Wang, Fangyi Zhang, Junliang Xing, and Junjie Yan. Siamrpn++: Evolution of siamese visual tracking with very deep networks. In *IEEE Conference on Computer Vision and Pattern Recognition*, pages 4282–4291, 2019.
- [Li *et al.*, 2020] Yiming Li, Changhong Fu, Fangqiang Ding, Ziyuan Huang, and Geng Lu. Autotrack: Towards high-performance visual tracking for UAV with automatic spatio-temporal regularization. In *2020 IEEE/CVF Conference on Computer Vision and Pattern Recognition*, pages 11920–11929, 2020.
- [Li *et al.*, 2021a] Bowen Li, Changhong Fu, Fangqiang Ding, Junjie Ye, and Fuling Lin. All-day object tracking for unmanned aerial vehicle. *arXiv preprint arXiv:2101.08446*, 2021.
- [Li *et al.*, 2021b] Tianjiao Li, Jun Liu, Wei Zhang, Yun Ni, Wenqian Wang, and Zhiheng Li. Uav-human: A large benchmark for human behavior understanding with unmanned aerial vehicles. In *Proceedings of the IEEE International Conference on Computer Vision*, 2021.
- [Lin *et al.*, 2014] Tsung-Yi Lin, Michael Maire, Serge Belongie, James Hays, Pietro Perona, Deva Ramanan, Piotr Dollár, and C Lawrence Zitnick. Microsoft coco: Common objects in context. In *European conference on computer vision*, pages 740–755. Springer, 2014.
- [Ma *et al.*, 2015] Chao Ma, Jia-Bin Huang, Xiaokang Yang, and Ming-Hsuan Yang. Hierarchical convolutional features for visual tracking. In *Proceedings of the IEEE international conference on computer vision*, pages 3074–3082, 2015.
- [Ma *et al.*, 2020] Ziang Ma, Linyuan Wang, Haitao Zhang, Wei Lu, and Jun Yin. Rpt: Learning point set representation for siamese visual tracking. In *European Conference on Computer Vision Workshops*, pages 653–665. Springer, 2020.
- [Mayer *et al.*, 2021] Christoph Mayer, Martin Danelljan, Danda Pani Paudel, and Luc Van Gool. Learning target candidate association to keep track of what not to track. *arXiv preprint arXiv:2103.16556*, 2021.

- [Mueller *et al.*, 2016] Matthias Mueller, Neil Smith, and Bernard Ghanem. A benchmark and simulator for uav tracking. In *European conference on computer vision*, pages 445–461. Springer, 2016.
- [Mueller *et al.*, 2017] Matthias Mueller, Neil Smith, and Bernard Ghanem. Context-aware correlation filter tracking. In *Proceedings of the IEEE conference on computer vision and pattern recognition*, pages 1396–1404, 2017.
- [Muller *et al.*, 2018] Matthias Muller, Adel Bibi, Silvio Giancola, Salman Alsubaihi, and Bernard Ghanem. Trackingnet: A large-scale dataset and benchmark for object tracking in the wild. In *Proceedings of the European Conference on Computer Vision (ECCV)*, pages 300–317, 2018.
- [Nam and Han, 2016] Hyeonseob Nam and Bohyung Han. Learning multi-domain convolutional neural networks for visual tracking. In *Proceedings of the IEEE conference on computer vision and pattern recognition*, pages 4293–4302, 2016.
- [Park and Berg, 2018] Eunbyung Park and Alexander C. Berg. Meta-tracker: Fast and robust online adaptation for visual object trackers. In *European Conference on Computer Vision*, pages 569–585, 2018.
- [Robicquet *et al.*, 2016] Alexandre Robicquet, Amir Sadeghian, Alexandre Alahi, and Silvio Savarese. Learning social etiquette: Human trajectory understanding in crowded scenes. In *European conference on computer vision*, pages 549–565. Springer, 2016.
- [Russakovsky *et al.*, 2015] Olga Russakovsky, Jia Deng, Hao Su, Jonathan Krause, Sanjeev Satheesh, Sean Ma, Zhiheng Huang, Andrej Karpathy, Aditya Khosla, Michael Bernstein, et al. Imagenet large scale visual recognition challenge. *International journal of computer vision*, 115(3):211–252, 2015.
- [Russell *et al.*, 2008] Bryan C Russell, Antonio Torralba, Kevin P Murphy, and William T Freeman. Labelme: a database and web-based tool for image annotation. *International journal of computer vision*, 77(1-3):157–173, 2008.
- [Smeulders *et al.*, 2013] Arnold WM Smeulders, Dung M Chu, Rita Cucchiara, Simone Calderara, Afshin Dehghan, and Mubarak Shah. Visual tracking: An experimental survey. *IEEE transactions on pattern analysis and machine intelligence*, 36(7):1442–1468, 2013.
- [Song *et al.*, 2018] Yibing Song, Chao Ma, Xiaohe Wu, Lijun Gong, Linchao Bao, Wangmeng Zuo, Chunhua Shen, Rynson W.H. Lau, and Ming-Hsuan Yang. Vital: Visual tracking via adversarial learning. In *2018 IEEE/CVF Conference on Computer Vision and Pattern Recognition*, pages 8990–8999, 2018.
- [Su *et al.*, 2012] Hao Su, Jia Deng, and Li Fei-Fei. Crowdsourcing annotations for visual object detection. In *Workshops at the Twenty-Sixth AAAI Conference on Artificial Intelligence*, 2012.
- [Wang *et al.*, 2018] Ning Wang, Wengang Zhou, Qi Tian, Richang Hong, Meng Wang, and Houqiang Li. Multi-cue correlation filters for robust visual tracking. In *2018 IEEE/CVF Conference on Computer Vision and Pattern Recognition*, pages 4844–4853, 2018.
- [Wang *et al.*, 2019a] Ning Wang, Yibing Song, Chao Ma, Wengang Zhou, Wei Liu, and Houqiang Li. Unsupervised deep tracking. In *IEEE Conference on Computer Vision and Pattern Recognition*, pages 1308–1317, 2019.
- [Wang *et al.*, 2019b] Qiang Wang, Li Zhang, Luca Bertinetto, Weiming Hu, and Philip H. S. Torr. Fast online object tracking and segmentation: A unifying approach. In *IEEE Conference on Computer Vision and Pattern Recognition*, pages 1328–1338, 2019.
- [Wang *et al.*, 2021a] Ning Wang, Wengang Zhou, Jie Wang, and Houqiang Li. Transformer meets tracker: Exploiting temporal context for robust visual tracking. In *Proceedings of the IEEE/CVF Conference on Computer Vision and Pattern Recognition*, pages 1571–1580, 2021.
- [Wang *et al.*, 2021b] Xiao Wang, Xiujun Shu, Zhipeng Zhang, Bo Jiang, Yaowei Wang, Yonghong Tian, and Feng Wu. Towards more flexible and accurate object tracking with natural language: Algorithms and benchmark. In *Proceedings of the IEEE/CVF Conference on Computer Vision and Pattern Recognition*, pages 13763–13773, 2021.
- [Wu *et al.*, 2015] Yi Wu, Jongwoo Lim, and Ming-Hsuan Yang. Object tracking benchmark. *IEEE Transactions on Pattern Analysis and Machine Intelligence*, 37(9):1834–1848, 2015.
- [Xu *et al.*, 2019] Tianyang Xu, Zhen-Hua Feng, Xiao-Jun Wu, and Josef Kittler. Learning adaptive discriminative correlation filters via temporal consistency preserving spatial feature selection for robust visual object tracking. *IEEE Trans. Image Process.*, 28(11):5596–5609, 2019.
- [Xu *et al.*, 2020] Yinda Xu, Zeyu Wang, Zuoxin Li, Yuan Ye, and Gang Yu. Siamfc++: Towards robust and accurate visual tracking with target estimation guidelines. In *The Thirty-Fourth AAAI Conference on Artificial Intelligence*, pages 12549–12556, 2020.
- [Yan *et al.*, 2021a] Bin Yan, Houwen Peng, Kan Wu, Dong Wang, Jianlong Fu, and Huchuan Lu. Lighttrack: Finding lightweight neural networks for object tracking via one-shot architecture search. In *Proceedings of the IEEE/CVF Conference on Computer Vision and Pattern Recognition*, pages 15180–15189, 2021.
- [Yan *et al.*, 2021b] Bin Yan, Xinyu Zhang, Dong Wang, Huchuan Lu, and Xiaoyun Yang. Alpha-refine: Boosting tracking performance by precise bounding box estimation. In *Proceedings of the IEEE/CVF Conference on Computer Vision and Pattern Recognition*, pages 5289–5298, 2021.
- [Zhang and Peng, 2019] Zhipeng Zhang and Houwen Peng. Deeper and wider siamese networks for real-time visual tracking. In *IEEE Conference on Computer Vision and Pattern Recognition*, pages 4591–4600, 2019.

- [Zhang *et al.*, 2019] Lichao Zhang, Abel Gonzalez-Garcia, Joost van de Weijer, Martin Danelljan, and Fahad Shahbaz Khan. Learning the model update for siamese trackers. In *Proceedings of the IEEE/CVF International Conference on Computer Vision*, pages 4010–4019, 2019.
- [Zhang *et al.*, 2020a] Chunhui Zhang, Shiming Ge, Kangkai Zhang, and Dan Zeng. Accurate uav tracking with distance-injected overlap maximization. In *Proceedings of the 28th ACM International Conference on Multimedia*, pages 565–573, 2020.
- [Zhang *et al.*, 2020b] Zhipeng Zhang, Houwen Peng, Jianlong Fu, Bing Li, and Weiming Hu. Ocean: Object-aware anchor-free tracking. In *Computer Vision–ECCV 2020: 16th European Conference, Glasgow, UK, August 23–28, 2020, Proceedings, Part XXI 16*, pages 771–787. Springer, 2020.
- [Zhang *et al.*, 2021] Zhipeng Zhang, Yihao Liu, Xiao Wang, Bing Li, and Weiming Hu. Learn to match: Automatic matching network design for visual tracking. In *Proceedings of the IEEE/CVF International Conference on Computer Vision*, pages 13339–13348, 2021.
- [Zhao *et al.*, 2019] Hang Zhao, Chuang Gan, Wei-Chiu Ma, and Antonio Torralba. The sound of motions. In *Proceedings of the IEEE/CVF International Conference on Computer Vision*, pages 1735–1744, 2019.
- [Zhu *et al.*, 2018] Zheng Zhu, Qiang Wang, Li Bo, Wei Wu, Junjie Yan, and Weiming Hu. Distractor-aware siamese networks for visual object tracking. In *European Conference on Computer Vision*, 2018.
- [Zhu *et al.*, 2021] Pengfei Zhu, Longyin Wen, Dawei Du, Xiao Bian, Heng Fan, Qinghua Hu, and Haibin Ling. Detection and tracking meet drones challenge. *IEEE Transactions on Pattern Analysis and Machine Intelligence*, pages 1–1, 2021.

— Supplementary Material —

A. The WebUAV-3M Benchmark

A.1 Details of Semi-Automatic Target Annotation Pipeline

Step 1: Manual Grounding. After the video is cleaned, manually select the tracking target of interest in the first frame randomly and draw the ground truth object bounding box, *i.e.*, $[x_1, y_1, w, h]$, where (x_1, y_1) , w , h are the left corner point, width, and height of the target, respectively.

Step 2: Manually label. The object bounding box can either from the Manual Grounding step (for the first frame) or Check & Fix Error step (for subsequent frames where model running step generates incorrect or poor quality labels). The output is the ground truth bounding box of current frame.

Step 3: Model Training. Except the manually label from first frame will skip this step, other bounding boxes are ready for training the tracking model \mathcal{M} . Note the \mathcal{M} here can be any object tracking model for single target. \mathcal{M} can execute the optimizing process based on the ground truth and predict bounding box in the same frame generated in last loop by the model.

Step 4: Model Running. Optimized model \mathcal{M} generate predict bounding box in next frame.

Step 5: Check & Fix Error. Manually check and adjust the bounding box to perfect and feed into next annotation loop until the video ends.

A.2 Annotation Rules

In the above SATA steps, we extend standard in object detection [Su *et al.*, 2012] the labeling of objects' tight bounding boxes to form our own video annotation rules:

Rule 1: Include all visible parts of the chosen object and draw bounding boxes as tightly as possible.

Rule 2: If the target is completely obscured or disappeared in one frame, do not provide a bounding box to this frame.

Rule 3: There must be a valid annotation bounding box at the first frame of each video to show the target object.

Rule 4: When an object is occluded, disappears or reappears, it is necessary to annotate the whole gradual process of the target.

Fig. 11 shows an example of our rules. To achieve rule 1 on the tremendous number of frames, we allow the bounding boxes could a little bit smaller than the object boundary rather than bigger. Also, we keep the flexibility of not necessarily having a bounding box on every frame to simulate reality tracking situations that the target object can be occluded or out of view. In rule 4, we believe accurately annotating the vanishing and reappearing process can bring more positive impacts in trackers training. Besides, if target object disappears in the frame (either full occlusion or out-of-view), the annotators provide absent label to the frame.

A.3 Strategy of Dataset Splitting

Our dataset splitting strategy is as following,

Step 1: We run ten deep tracking algorithms on the complete WebUAV-3M dataset, sort each video in ascending order by accuracy scores, and select the top 2000 videos as candidates for the test set. These processing can ensure that the test set is moderate difficulty, mainly comprising of moderately difficult and difficult videos.

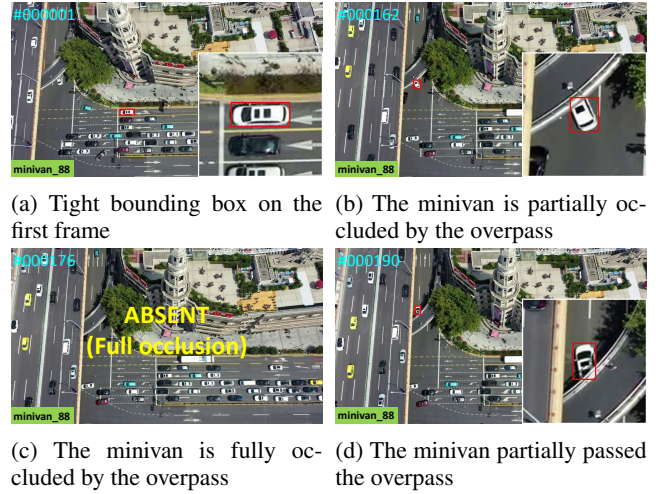


Figure 11: Four frames selected from video *minivan_88*, where a white minivan turn right and cross under the overpass. In Figures (b) and (d), the object is partially occluded. We provide the bounding box tightly close to the visible part. As for Figure (c), there is no bounding box because of the full occlusion.

Step 2: We conduct a stability experiment to find the best number of test set to achieve reliable and stable evaluation as in [Huang *et al.*, 2019a]. Specifically, we randomly select a certain number of videos from the candidate test set as samples and repeat sampling twenty times for the same number of videos. Then, we run ten trackers on each sample and rank them according to their accuracy scores. The ranking stability, *i.e.*, the standard deviation (Std) of algorithms' ranks is used as the indicator for evaluation stability. We vary the number of test videos from 1 to 2000, with a step of 10. As shown in Fig. 12, as the number of videos increases, the standard deviation of the algorithm ranking gradually decreases, indicating that the evaluation tends to stability. To balance evaluation stability and efficiency, we take 700 as the number of test set.

Step 3: We randomly select 1500 videos from 2000 videos (from step 1) as candidates for the test set in the next step. Firstly, in order to evaluate the generalization/transfer ability of different tracking algorithms in various seen and unseen target classes and motion classes, we ensure that the categories (object class and motion class) of test set and train set do not overlap as much as possible. Then, we prefer to select videos from the categories with a small number of videos to make the test set contain rich categories. Finally, we sample evenly from each category to ensure the balance of the number of videos in each category to obtain 1500 candidate videos for test set.

Step 4: 700 videos are randomly selected from the above 1500 candidate videos as the final test set. Then, we randomly sample 200 videos from the remaining videos for the validation set, and the remaining videos as the train set.

B. Experimental Results

B.1 Implementation Details

Our evaluation only includes the algorithms if the original codes are publicly available. For fair comparisons, the

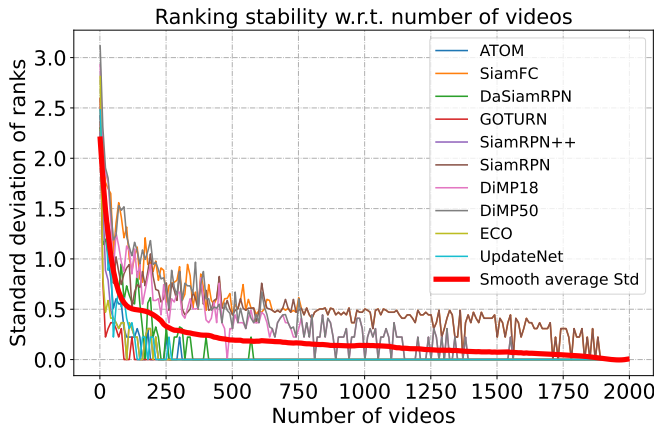


Figure 12: Ranking stability with regard to the number of videos. The smooth average Std of ranks significantly decreases as video number increases, indicating an improved evaluation stability.

parameters of each tracker are fixed for all the considered sequences. Since there is no parameter adjustment on our benchmark, the evaluation results in this work can be viewed as the lower bound of the tracking performance. We also apply the default network weights provided in the source code, except for the retraining experiment. The experiments are implemented using PyTorch or MATLAB with an Intel (R) Xeon (R) Gold 6230R CPU@2.10GHz and three NVIDIA RTX A5000 GPUs on an Ubuntu 18.04 server. Unless otherwise specified, the evaluation performances in this paper refer to the results on the **WebUAV-3M test set**.

B.2 More Visualization Results

Fig. 13 shows more visualization results of the state-of-the-art trackers.

B.3 Detailed Attribute-based Performance

Fig. 16 shows the performance of trackers on 17 attributes using success plot.

B.4 Summary of Evaluated Trackers

In this section, we provide the details of 43 baseline trackers on our WebUAV-3M dataset. We report the overall performance of baseline trackers on WebUAV-3M test set using precision plot (Pre), normalized precision plot (nPre), success plot (AUC) and mean accuracy (mAcc) metrics. Tab. 5 shows the evaluation results of all baseline trackers, ranked by the publication time from 2015 to 2021.

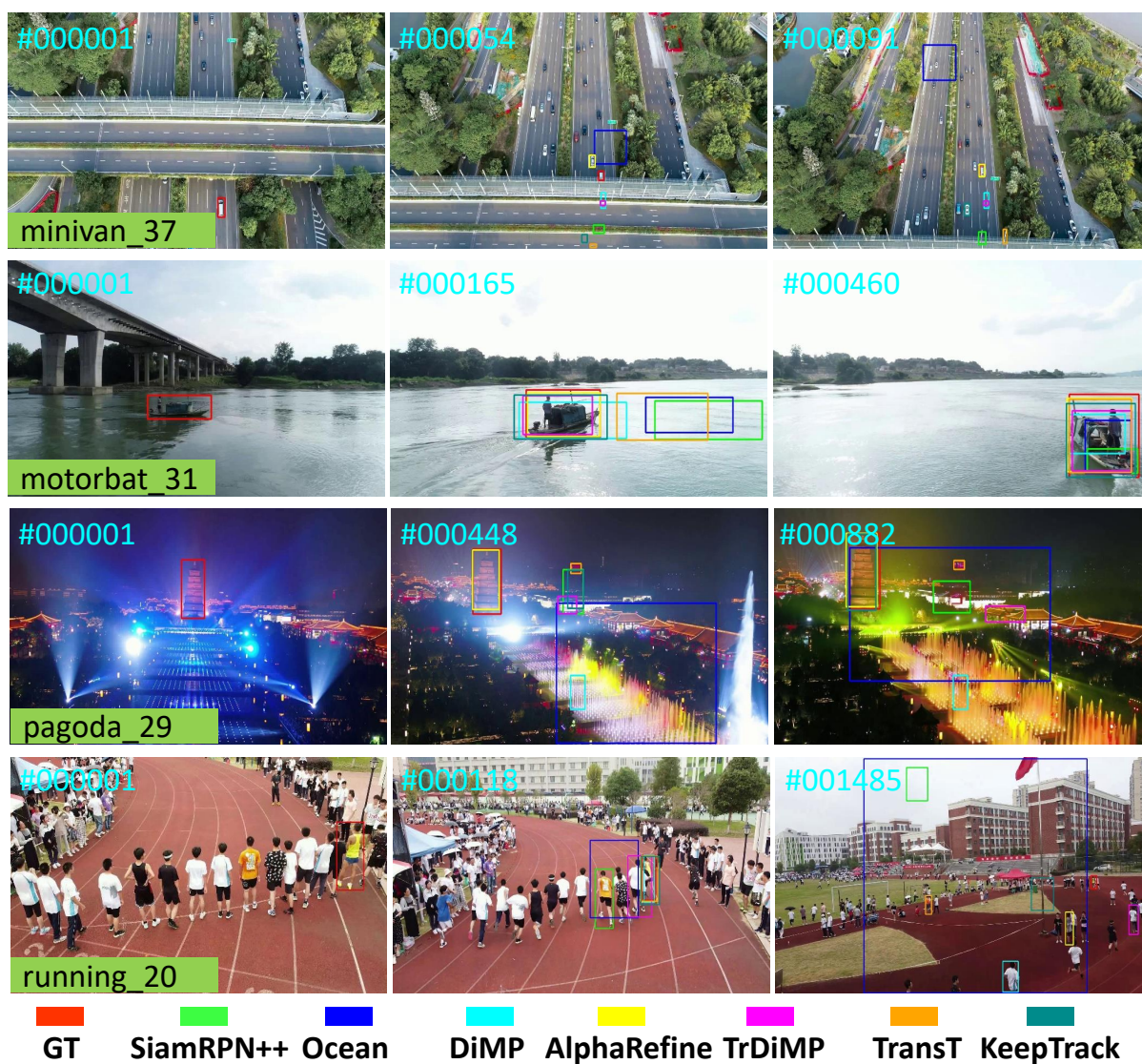


Figure 13: Visualization of tracking results on WebUAV-3M dataset.

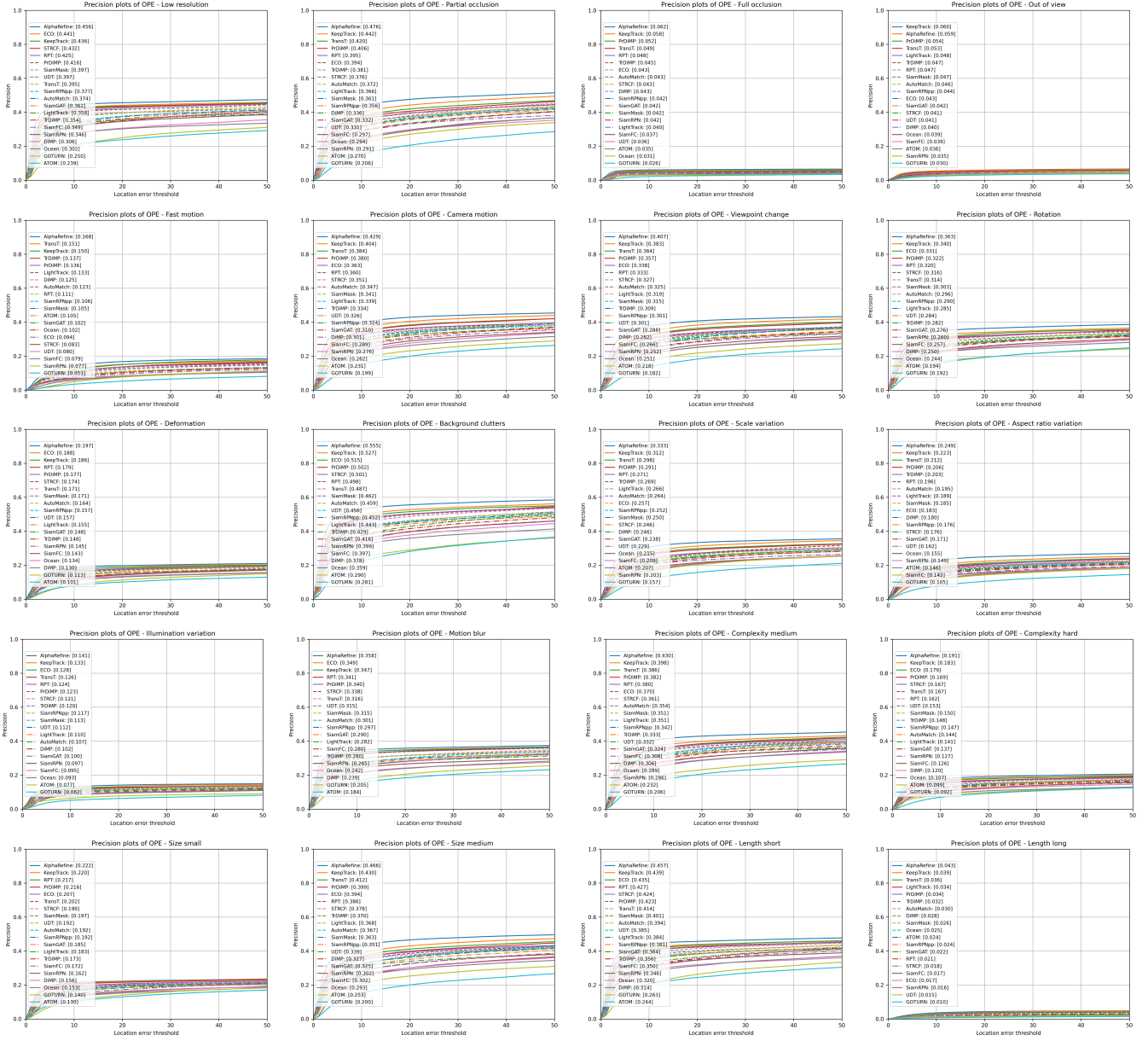
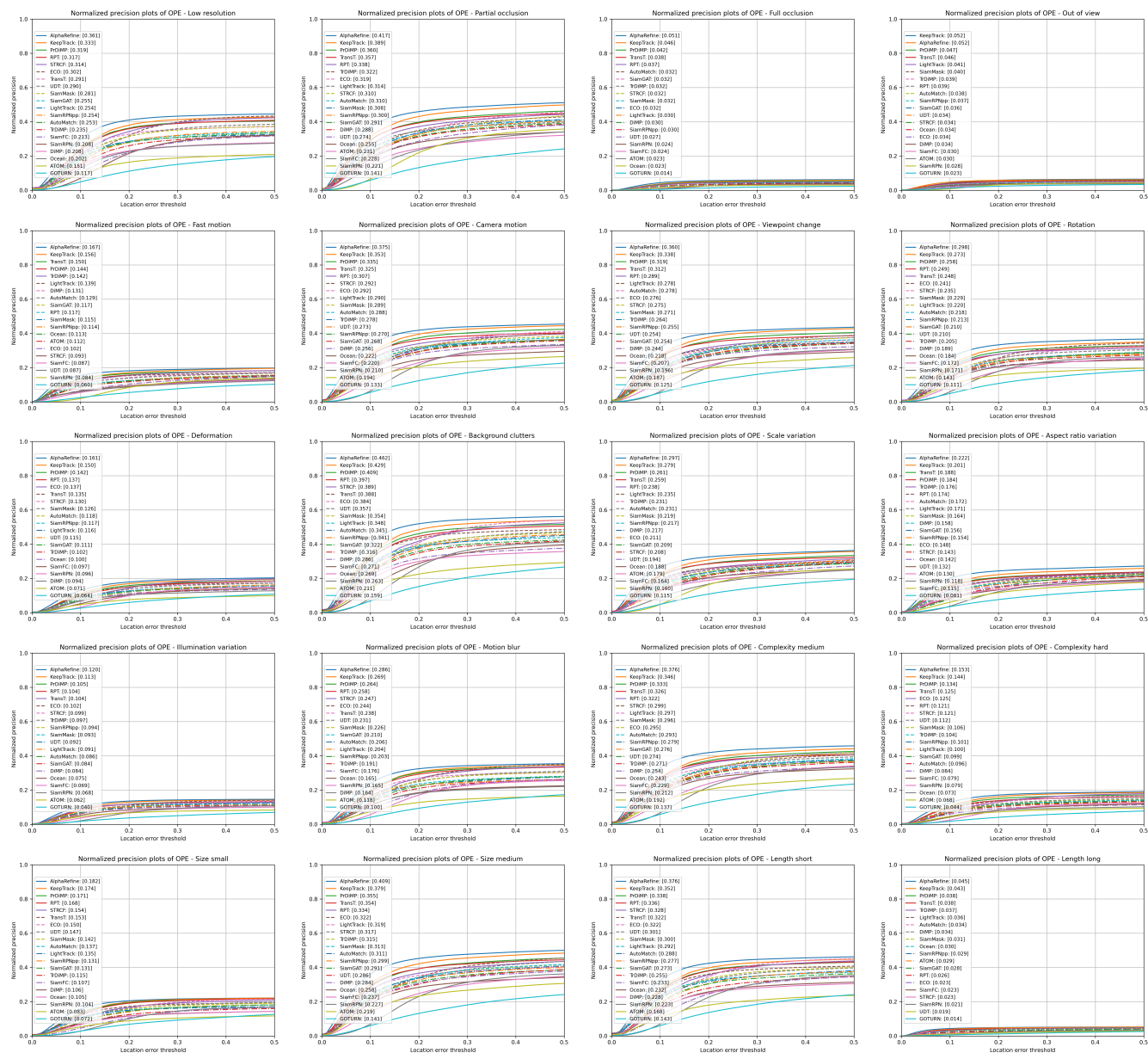


Figure 14: Performances of baseline trackers on 17 attributes using precision plot.



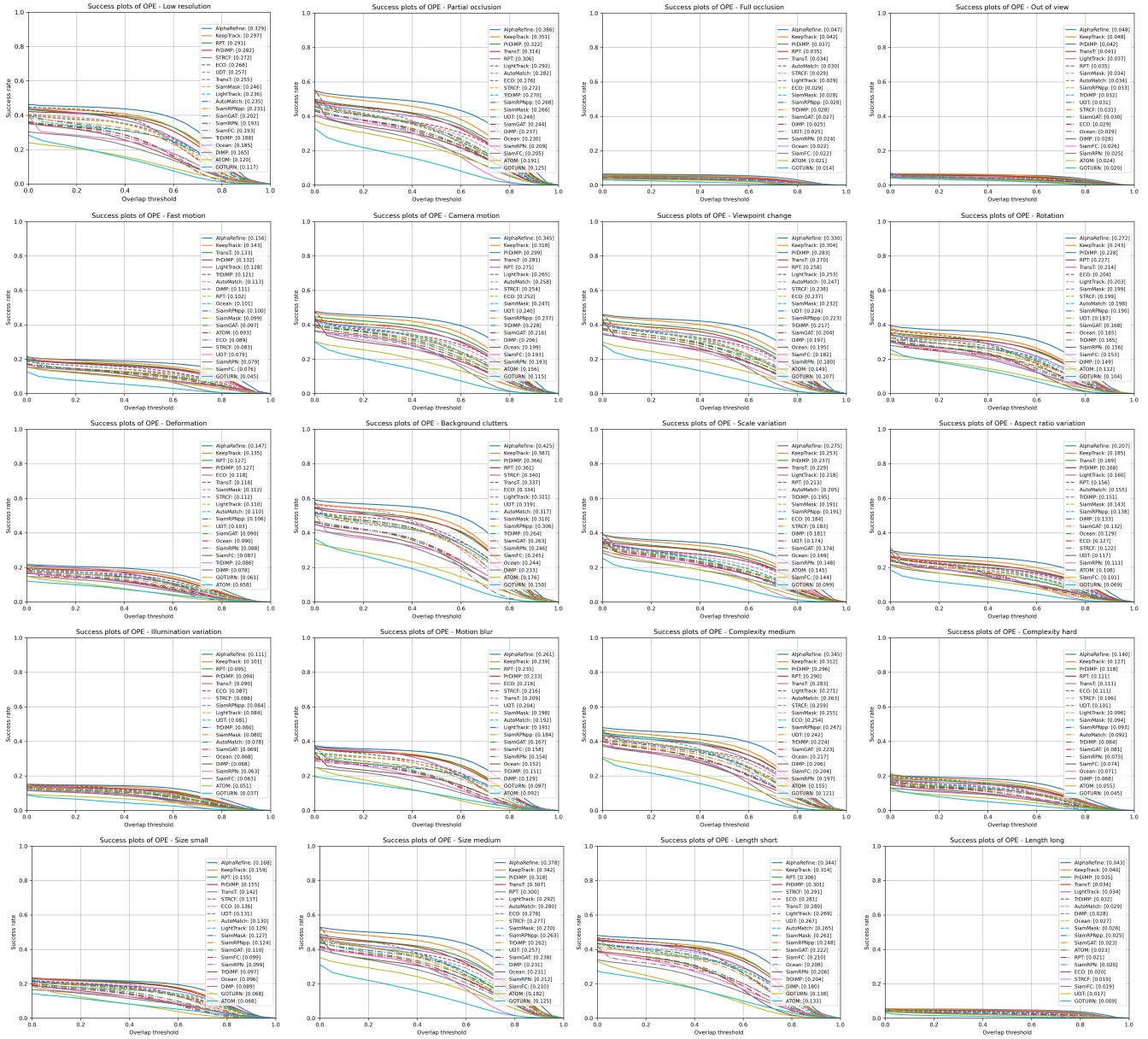


Figure 16: Performances of baseline trackers on 17 attributes using success plot.

Table 5: Overall tracking results of 43 baseline trackers on WebUAV-3M. The trackers are ranked by the time of publication. Top three performances are indicted in **red**, **green** and **blue**, respectively. The properties column denotes the attributes of different trackers that are split into: correlation filter (yes/no), Siamese network (yes/no), deep learning (yes/no) and feature representation (Transformer, CNN - Convolutional Neural Networks, HOG - Histogram of Gradients, CN - Color Names, CH - Color Histogram and Gray - Gray scale features).

Tracker	Publication	Performances					Properties				
		Pre	nPre	AUC	mAcc	FPS	CF	Siamese	DL	Feature	Pre-train
01. KCF [Henriques <i>et al.</i> , 2014]	TPAMI-2015	0.448	0.283	0.262	0.261	132.9@CPU	✓	✗	✗	HOG	✗
02. CF2 [Ma <i>et al.</i> , 2015]	ICCV-2015	0.531	0.349	0.337	0.337	4.3@CPU	✓	✗	✓	CNN	✗
03. DeepSRDCF [Danelljan <i>et al.</i> , 2015]	ICCVW-2015	0.587	0.472	0.404	0.407	3.7@CPU	✓	✗	✓	CNN, HOG, CN	✗
04. MDNet [Nam and Han, 2016]	CVPR-2016	0.569	0.453	0.395	0.398	1.6@GPU	✗	✗	✓	CNN	✓
05. SiamFC [Bertinetto <i>et al.</i> , 2016]	ECCVW-2016	0.518	0.378	0.339	0.340	78.2@GPU	✗	✓	✓	CNN	✓
06. GOTURN [Held <i>et al.</i> , 2016]	ECCV-2016	0.369	0.232	0.209	0.205	86.9@GPU	✗	✗	✓	CNN	✓
07. CCOT [Danelljan <i>et al.</i> , 2016]	ECCV-2016	0.615	0.492	0.409	0.412	2.6@GPU	✓	✗	✓	CNN	✗
08. ECO [Danelljan <i>et al.</i> , 2017]	CVPR-2017	0.656	0.515	0.450	0.453	5.8@GPU	✓	✗	✓	CNN, HOG, CN	✗
09. CACF [Mueller <i>et al.</i> , 2017]	CVPR-2017	0.603	0.482	0.413	0.416	34.8@CPU	✓	✗	✗	HOG, CH	✗
10. BACF [Kiani Galoogahi <i>et al.</i> , 2017]	ICCV-2017	0.614	0.501	0.423	0.427	38.5@CPU	✓	✗	✗	HOG	✗
11. DSiam [Guo <i>et al.</i> , 2017]	ICCV-2017	0.613	0.490	0.439	0.442	25.3@CPU	✗	✓	✓	CNN	✓
12. VITAL [Song <i>et al.</i> , 2018]	CVPR-2018	0.563	0.451	0.394	0.397	3.2@GPU	✗	✗	✓	CNN	✓
13. SiamRPN [Li <i>et al.</i> , 2018a]	CVPR-2018	0.507	0.361	0.338	0.339	142.8@GPU	✗	✓	✓	CNN	✓
14. STRCF [Li <i>et al.</i> , 2018b]	CVPR-2018	0.632	0.515	0.451	0.456	8.3@GPU	✓	✗	✓	CNN, HOG, CN	✗
15. MCCT [Wang <i>et al.</i> , 2018]	CVPR-2018	0.622	0.501	0.442	0.445	44.1@CPU	✓	✗	✗	HOG, CN	✗
16. DaSiamRPN [Zhu <i>et al.</i> , 2018]	ECCV-2018	0.452	0.314	0.283	0.282	98.4@GPU	✗	✓	✓	CNN	✓
17. MetaTracker [Park and Berg, 2018]	ECCV-2018	0.598	0.394	0.368	0.368	3.6@GPU	✗	✗	✓	CNN	✓
18. ACT [Chen <i>et al.</i> , 2018]	ECCV-2018	0.506	0.378	0.335	0.336	28.7@GPU	✗	✗	✓	CNN	✓
19. SiamMask [Wang <i>et al.</i> , 2019b]	CVPR-2019	0.609	0.495	0.431	0.434	50.6@GPU	✗	✓	✓	CNN	✓
20. SiamPRN++ [Li <i>et al.</i> , 2019]	CVPR-2019	0.597	0.474	0.424	0.428	32.5@GPU	✗	✓	✓	CNN	✓
21. ATOM [Danelljan <i>et al.</i> , 2019]	CVPR-2019	0.414	0.329	0.269	0.269	28.6@GPU	✓	✗	✓	CNN	✓
22. SiamDW [Zhang and Peng, 2019]	CVPR-2019	0.547	0.438	0.365	0.366	39.5@GPU	✗	✓	✓	CNN	✓
23. UDT [Wang <i>et al.</i> , 2019a]	CVPR-2019	0.579	0.473	0.421	0.425	68.2@GPU	✗	✓	✓	CNN	✓
24. ARCF [Huang <i>et al.</i> , 2019b]	ICCV-2019	0.617	0.495	0.406	0.409	57.6@CPU	✓	✗	✗	HOG, CN, Gray	✗
25. LADCF [Xu <i>et al.</i> , 2019]	TIP-2019	0.469	0.377	0.309	0.343	8.6@GPU	✓	✗	✓	CNN, HOG, CN	✗
26. UpdateNet [Zhang <i>et al.</i> , 2019]	ICCV-2019	0.530	0.380	0.357	0.357	76.3@GPU	✗	✓	✓	CNN	✓
27. DiMP [Bhat <i>et al.</i> , 2019]	ICCV-2019	0.524	0.425	0.347	0.349	37.6@GPU	✓	✗	✓	CNN	✓
28. SiamFC++ [Xu <i>et al.</i> , 2020]	AAAI-2020	0.540	0.421	0.379	0.381	86.2@GPU	✗	✓	✓	CNN	✓
29. SiamCAR [Guo <i>et al.</i> , 2020]	CVPR-2020	0.636	0.508	0.402	0.404	46.7@GPU	✗	✓	✓	CNN	✓
30. PrDiMP [Danelljan <i>et al.</i> , 2020]	CVPR-2020	0.674	0.577	0.516	0.523	32.4@GPU	✓	✗	✓	CNN	✓
31. AutoTrack [Li <i>et al.</i> , 2020]	CVPR-2020	0.618	0.498	0.450	0.454	55.8@CPU	✓	✗	✗	HOG, CN, Gray	✗
32. SiamBAN [Chen <i>et al.</i> , 2020]	CVPR-2020	0.608	0.494	0.432	0.436	37.1@GPU	✗	✓	✓	CNN	✓
33. UTrack [Zhang <i>et al.</i> , 2020a]	ACM MM-2020	0.516	0.420	0.342	0.344	21.6@GPU	✓	✗	✓	CNN	✓
34. Ocean [Zhang <i>et al.</i> , 2020b]	ECCV-2020	0.486	0.394	0.355	0.352	65.3@GPU	✗	✓	✓	CNN	✓
35. RPT [Ma <i>et al.</i> , 2020]	ECCVW-2020	0.655	0.546	0.494	0.499	33.2@GPU	✗	✓	✓	CNN	✓
36. SiamGAT [Guo <i>et al.</i> , 2021]	CVPR-2021	0.559	0.463	0.378	0.380	88.5@GPU	✗	✓	✓	CNN	✓
37. LightTrack [Yan <i>et al.</i> , 2021a]	CVPR-2021	0.602	0.496	0.459	0.459	64.9@GPU	✗	✗	✓	CNN	✓
38. TrDiMP [Wang <i>et al.</i> , 2021a]	CVPR-2021	0.589	0.468	0.388	0.391	23.0@GPU	✓	✗	✓	Transformer	✓
39. TransT [Chen <i>et al.</i> , 2021]	CVPR-2021	0.674	0.558	0.489	0.495	53.5@GPU	✗	✓	✓	Transformer	✓
40. AlphaRefine [Yan <i>et al.</i> , 2021b]	CVPR-2021	0.753	0.647	0.596	0.605	42.3@GPU	✓	✗	✓	CNN	✓
41. HiFT [Cao <i>et al.</i> , 2021]	ICCV-2021	0.504	0.403	0.348	0.346	122.6@GPU	✗	✓	✓	Transformer	✓
42. AutoMatch [Zhang <i>et al.</i> , 2021]	ICCV-2021	0.618	0.492	0.448	0.452	63.1@GPU	✗	✓	✓	CNN	✓
43. KeepTrack [Mayer <i>et al.</i> , 2021]	ICCV-2021	0.710	0.605	0.545	0.553	33.9@GPU	✓	✗	✓	CNN	✓