

A Taxonomy of HTML5 Canvas Bugs

Finlay Macklon, Markos Viggiano, Cor-Paul Bezemer, Natalia Romanova, Chris Buzon, Dale Paas

Abstract—The HTML5 `<canvas>` is widely used to display high quality graphics in web applications. However, the combination of web, GUI, and visual techniques that are required to build `<canvas>` applications, together with the lack of testing and debugging tools, makes developing such applications very challenging. To help direct future research on testing `<canvas>` applications, in this paper we present a taxonomy of `<canvas>` bugs. First, we extracted 2,403 `<canvas>`-related bug reports from 123 open source GitHub projects that use the HTML5 `<canvas>`. Second, we constructed our taxonomy by manually classifying a statistically representative random sample of 332 bug reports. Our manual classification identified five broad categories of `<canvas>` bugs, such as *Visual* and *Performance* bugs. We found that *Visual* bugs are the most frequent (35%), while *Performance* bugs are relatively infrequent (5%). We also found that many `<canvas>` bugs that present themselves visually on the `<canvas>` are actually caused by other components of the web application. Our taxonomy of `<canvas>` bugs can be used to steer future research into `<canvas>` bugs and testing.

Index Terms—html5 canvas, web applications, bug taxonomy, issue reports

1 INTRODUCTION

The HTML5 `<canvas>` allows the rendering of high quality graphics in web applications. The Canvas API and WebGL API each provide JavaScript methods for drawing graphics on the HTML `<canvas>` element. The `<canvas>` is widely used to develop web applications such as data visualizations, animations, and web games. The use of `<canvas>` in web applications is expected to grow even further, because its main alternative, Adobe Flash, is no longer supported in modern browsers as of 2021 [1], [2].

However, developers face challenges when working with the `<canvas>`. For example, a study of web development Q&A forum posts found that the `<canvas>` can cause confusion for developers, which is attributed to a lack of API documentation [5]. In terms of web applications, API documentation is arguably particularly important for the `<canvas>`, as `<canvas>` applications operate differently from traditional web applications. Traditional web applications are controlled through the Document Object Model (DOM), which represents the web page as nodes and objects [22]. Testing methods for traditional web applications often rely on the DOM to test the page. However, instead of being represented in the DOM, `<canvas>` contents are represented as a bitmap which is directly manipulated using the Canvas API or WebGL API [23]. The lack of a DOM representation of `<canvas>` contents makes it less intuitive and much harder to build and test `<canvas>` applications.

In this paper, we construct a taxonomy of `<canvas>` bugs to give better insights on how `<canvas>` bugs are different from generic web application bugs, and to direct future research on testing the HTML5 `<canvas>`. In our study, we build an understanding of the types of `<canvas>`

bugs by manually analyzing the contents of 332 `<canvas>`-related bug reports in 123 open source GitHub projects. We combine an existing taxonomy of GUI bugs [15] and an existing taxonomy of web bugs [16] to provide a baseline taxonomy that contains an initial set of bug types. Then, we perform a manual classification process to classify bugs into the existing types and define new bug types as necessary. The main contribution of our paper is a taxonomy of HTML5 `<canvas>` bugs, which allows future researchers to better target their efforts on testing methods for the `<canvas>`.

The remainder of our paper is structured as follows. In Section 2, we provide background information to motivate our study. In Section 3, we discuss related work. We present our methodology in Section 4. We present our taxonomy of `<canvas>` bugs in Section 5. In Section 6, we compare `<canvas>` bugs to generic web bugs and GUI bugs. In Section 7, we discuss future research directions. In Section 8, we discuss threats to validity. Section 9 concludes our paper.

2 MOTIVATION AND BACKGROUND

2.1 HTML5 `<canvas>` applications

The HTML5 `<canvas>` is implemented by modern web browsers for rendering custom graphics. The HTML `<canvas>` element is similar to an image on a web page, as its contents are represented as a bitmap [3]. However, unlike a static image, `<canvas>` contents can be changed dynamically through the use of JavaScript methods provided in the Canvas API or WebGL API. The Canvas API is used for simple 2D graphics, while the WebGL API provides more powerful 2D and 3D graphics [24].

The HTML5 `<canvas>` is particularly useful for web applications which require dynamic graphics [30], such as animations, interactive data visualizations, or web games. A `<canvas>` application can be made interactive by making it listen and respond to browser events such as mouse clicks [18]. After the occurrence of such an event, its associated JavaScript code is executed, which changes the `<canvas>` contents. This interactive behaviour allows

- Finlay Macklon, Markos Viggiano, and Cor-Paul Bezemer are with the Analytics of Software, Games and Repository Data (ASGAARD) lab at the University of Alberta, Canada. E-mail: {macklon, viggiano, bezemer}@ualberta.ca
- Natalia Romanova, Chris Buzon, and Dale Paas are with Prodigy Education, Toronto, Canada. E-mail: {natalia.romanova, christopher.buzon, dale.paas}@prodigygame.com

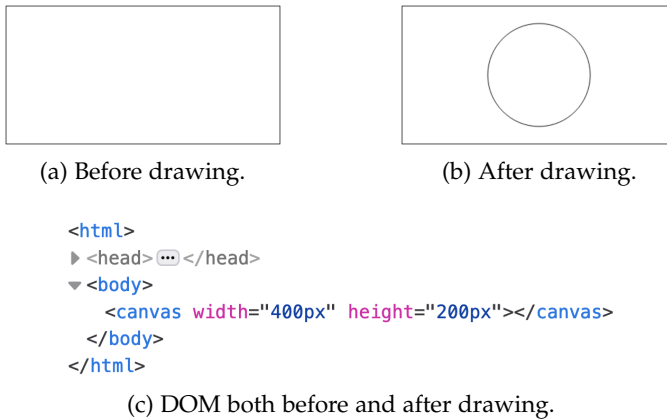


Fig. 1: `<canvas>` contents are not represented in the DOM.

```

const canvas = document.querySelector('canvas');
const ctx = canvas.getContext('2d');
ctx.beginPath();
ctx.arc(200, 100, 75, 0, 2*Math.PI);
ctx.stroke();

```

Listing 1: Using the Canvas API to draw a circle [20].

developers to create ‘complete’ applications inside the `<canvas>` element. As a result, many `<canvas>` applications have their own GUI, which is rendered on the `<canvas>` bitmap as well. Because `<canvas>` applications have a GUI, deal with graphics rendering, and execute inside of a web browser, a diverse skill set is needed to build such applications, making development challenging.

2.2 Difficulties in `<canvas>` testing

To illustrate the challenges of testing the HTML5 `<canvas>`, we provide a simple motivating example. Figure 1a shows an empty `<canvas>` element on a web page. Figure 1b shows the updated `<canvas>` element after executing the JavaScript code shown in Listing 1. Figure 1c shows the DOM representation of the `<canvas>` element for both Figure 1a and Figure 1b. Clearly, the `<canvas>` contents have changed, but the DOM representation of the `<canvas>` element has not changed, showing that the `<canvas>` contents are not represented in the DOM.

As web testing is typically done through several widely-used test automation frameworks that rely on analyzing the DOM, such as Selenium¹, Cypress², and Playwright³, existing web testing techniques are severely limited in `<canvas>` testing. With a lack of available `<canvas>` testing tools, there are opportunities for future research. A taxonomy of `<canvas>` bugs provides a detailed classification of bugs that were encountered in `<canvas>` applications. Future research on `<canvas>` testing can greatly benefit from a detailed description of bugs to target, which motivates our study.

1. <https://www.selenium.dev/>
 2. <https://www.cypress.io/>
 3. <https://playwright.dev/>

3 RELATED WORK

While there is extensive prior work on web bugs and web testing, there is limited prior work that investigates `<canvas>` bugs. As a discussion of related work on non-`<canvas>` web testing is outside the scope of our paper, we refer to the systematic literature review by Doğan et al. [10] and the grey literature review by Ricca and Stocco [27] for an overview of related work about web testing.

Bajammal and Mesbah [6] propose an approach for automated visual testing of the `<canvas>`, and report high accuracy. However, their approach is evaluated by injecting only a single type of `<canvas>` bug. In our work, we investigate the types of `<canvas>` bugs that developers encounter, so that future research on `<canvas>` testing can target a wider range of relevant bugs. Hoetzlein [11] conducted a study on graphics performance in web applications, finding HTML5 `<canvas>` showed different performance across different browsers. However, a difference in performance may not constitute a bug, and our study is concerned with many types of `<canvas>` bugs, rather than just performance bugs on `<canvas>`. Bajaj et al. [5] investigated Stack Overflow questions asked by web developers, and found that developers faced implementation issues with the `<canvas>`. They reason that this is due to a lack of clear API documentation. While this does suggest that developers have problems with the `<canvas>`, our work further investigates problems with the `<canvas>` by identifying the types of bugs developers face.

There are some existing bug taxonomies that are related to the GUI, web, and graphics rendering characteristics of the `<canvas>`. Lelli et al. [15] constructed a taxonomy of GUI bugs that allows for the evaluation of GUI testing tools. Marchetto et al. [16] constructed a taxonomy of web bugs that focuses on web architecture bugs. Our work differs in that we focus specifically on `<canvas>` bugs, allowing us to determine whether these taxonomies are useful in describing `<canvas>` bugs, and define new bug types for the `<canvas>` as required. Artzi et al. [4] used dynamic web test generation to discover the causes of web bugs in PHP applications, finding some HTML-related bugs. Ocariza et al. [26] constructed a taxonomy of client-side JavaScript bugs, finding that most client-side JavaScript bugs are DOM-related. As explained in Section 2, the `<canvas>` contents are not represented in the DOM (which is parsed from HTML), meaning these taxonomies have limited relevance to `<canvas>` bugs. Woo et al. [35] provide a taxonomy of problems in rendering algorithms. While their taxonomy may be complimentary to our taxonomy (in describing the causes of *Rendering* bugs), our work takes a higher-level and broader view of `<canvas>` bug types.

4 METHODOLOGY

In this section, we describe our methodology for constructing a taxonomy of `<canvas>` bugs. An overview of our methodology can be seen in Figure 2.

4.1 Collecting `<canvas>` bug reports

To analyze the types of bugs that developers face when using the `<canvas>`, we looked at `<canvas>`-related

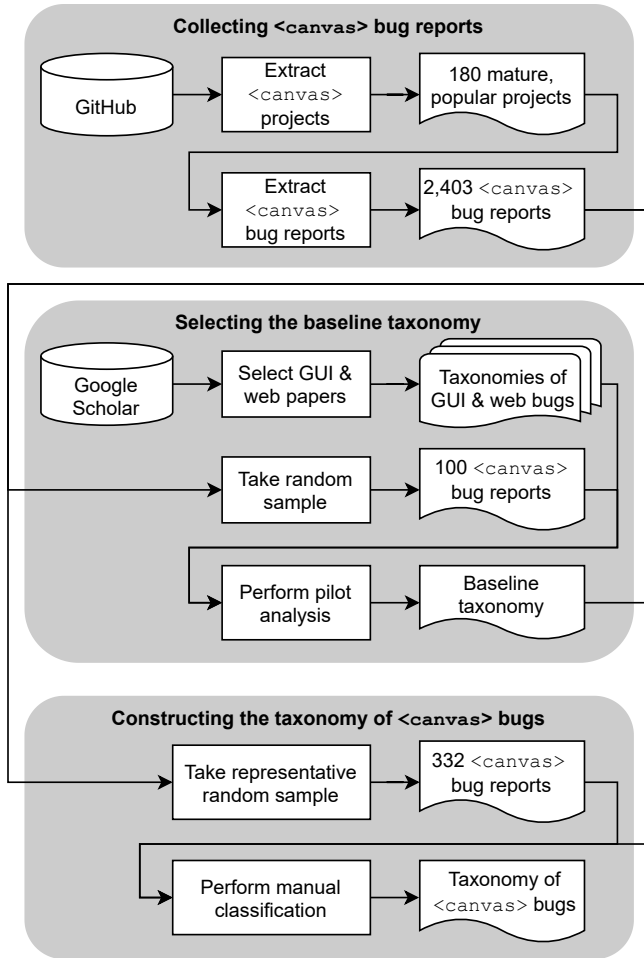


Fig. 2: Study methodology overview.

bug reports in popular open source projects that use the `<canvas>`. We have made our collected data available via an anonymous GitHub repository⁴ at the following link: <https://github.com/anon12315124384u89/CanvasBugs>

4.1.1 Extracting `<canvas>` projects.

We created a custom crawler that utilized the GitHub API to search GitHub for open source projects that use the `<canvas>`. We searched for open source projects on GitHub that matched the keywords `'canvas'`, `'html-canvas'`, or `'html5-canvas'` in their title, description, readme file, or topic tags. We limited our search to projects which use the following languages: HTML, JavaScript, or TypeScript. To ensure only mature, popular projects were considered in this study, inclusion criteria of at least 1,000 stars and at least 2 contributors were set. With our inclusion criteria applied, we had a list of 375 open source projects that matched our search criteria. We then manually filtered out false positives. Some false positives were due to our use of keyword matching in project readme files. For example, one false positive was `microsoft/Web-Dev-For-Beginners`, which contains some guides for the `<canvas>` but does not utilize it in a specific software application. Other false positives were

4. We will move the data to a more final repo (e.g., on Zenodo) for the final version of the paper.

projects which utilized a non-HTML5 canvas object, such as `node-canvas` for Canvas API compatibility with `Node.js` desktop applications. For projects with a non-HTML5 canvas object, it was difficult to automatically ascertain whether bug reports discuss the `<canvas>` of interest, or the other canvas object. With the false positives removed, we were left with a list of 180 projects from which `<canvas>`-related bug reports could be extracted.

4.1.2 Extracting `<canvas>` bug reports.

To collect bug reports for our analysis, we modified our custom crawler to search GitHub for relevant issue reports in each of the 180 projects. To ensure we study only relevant bug reports, we focused on closed issue reports. We searched for closed issue reports with descriptions that matched the keyword `'canvas'`. Our search returned a list of 9,672 closed issue reports, from which we were able to identify bug reports. For GitHub issue reports that were labelled, we selected issue reports that had a label containing the keyword `'bug'` (except for labels like `'not bug'`). For GitHub issue reports that were not labelled, we identified bug reports using a keyword-based search on the issue report descriptions, similar to prior work [8], [12], [13], [31]. Specifically, we selected issue reports with descriptions that matched one of the following keywords: `'error'`, `'bug'`, `'fix'`, or `'fault'`. Our selection process provided 1,105 bug reports from labelled issue reports, and 1,301 bug reports from unlabelled issue reports. After removing bug reports that were marked as duplicates on GitHub, we were left with a total of 2,403 `<canvas>`-related bug reports. We only identified relevant bug reports in 123 of the projects.

4.2 Selecting the baseline taxonomy

To reduce subjectivity during the manual bug classification, we started our classification from a baseline taxonomy. To select the baseline taxonomy, a pilot analysis was conducted with a taxonomy of GUI bugs [15] and a taxonomy of web bugs [16].

4.2.1 Selecting papers with relevant taxonomies

As a web technology, we expected the `<canvas>` to exhibit bugs that are present in web applications. Also, the `<canvas>` is often used for both the GUI and graphics of web applications. Therefore, we also expected the `<canvas>` to exhibit bugs that are present in the GUIs of desktop applications. To find relevant bug taxonomies, we searched Google Scholar with the following queries: `'web bug taxonomy'` and `'gui bug taxonomy'`. The use of Google Scholar to find relevant software engineering works is suggested by Brereton et al. [7], and provides a wide coverage of search results as discussed by Landman et al. [14]. The search results were manually analyzed, and two papers providing a relevant taxonomy were selected (one for GUI bugs [15] and one for web bugs [16]).

4.2.2 Performing the pilot analysis

A pilot analysis was conducted independently by the first author to verify that each of the selected taxonomies were useful for our purposes. Manual classification was performed with a random sample of 100 bug reports. Listing 2 shows the process for the pilot analysis. Once the

```

Inputs = 100 bug reports, a list of bug types
from the selected taxonomies, a list of
bug types for the baseline taxonomy (
initially empty).

For each bug report:
Manually analyze the contents of the bug
report.
If the bug report matches an existing bug type
:
Add the bug type(s) to the baseline taxonomy.

Output = the baseline taxonomy.

```

Listing 2: Steps to perform the pilot analysis.

```

Inputs = 332 bug reports, a list of bug types
from the baseline taxonomy.

For each bug report:
Independently analyze the contents of the bug
report.
If the bug report matches an existing bug type
:
Label the bug report with relevant bug type(s)
.

Output = 332 bug reports (partially classified
).

```

Listing 3: Steps to perform multi-label classification.

TABLE 1: The baseline taxonomy.

Characteristic	Type
User interface	Data presentation GUI structure and aesthetics
User interaction	Action Behaviour
Web architecture	Browser incompatibility

pilot analysis was complete, we were able to define the baseline taxonomy using the selected taxonomies. For the GUI characteristic of the <canvas>, most bug types from the taxonomy provided by Lelli et al. [15] were adopted into the baseline taxonomy. For the web characteristic of the <canvas>, one of the bug types from the taxonomy provided by Marchetto et al. [16] was adopted into the baseline taxonomy. The baseline taxonomy can be seen in Table 1.

4.3 Constructing the taxonomy of <canvas> bugs

Bug taxonomies have been defined in a variety of ways, which is mainly due to differences in objectives [33]. However, bug taxonomies have commonly been constructed via the manual classification of relevant bug reports [8]. Therefore to construct our taxonomy of <canvas> bugs, we manually classified a sample of the bug reports that we collected. We took a statistically representative random sample with a confidence level of 95% and a confidence interval of 5%, yielding a sample size of 332. We used stratified sampling to reduce bias [17] towards projects with a higher number of bug reports in our dataset. To manually classify the statistically representative random sample of bug reports, we performed a process similar to open coding [9], [28], [29] over two stages. First, we performed multi-label classification to determine which bug reports contained bug types already defined in the baseline taxonomy. Then, we performed card sorting primarily to elicit and define new bug types.

4.3.1 Independent multi-label classification

In the first stage of manual classification, the first and second authors each independently performed a multi-label classification of the sampled bug reports. Listing 3 shows the process we followed to perform multi-label classification. There were cases where no bug types were assigned to a bug

TABLE 2: IRR for our independent multi-label classification.

Label	IRR
Data presentation	75%
GUI structure and aesthetics	80%
Action	89%
Behaviour	93%
Browser incompatibility	94%
Average	86%

report, because the baseline taxonomy was not fully descriptive of <canvas> bug types. Similar to prior work [32], we evaluated the inter-rater reliability (IRR) of our classification by calculating IRR on a per-label basis, and then averaging to find our overall IRR. Table 2 shows the IRR measure for each bug type from the baseline taxonomy, and our overall (averaged) IRR was 86%. However, the first and second authors agreed that the *GUI structure and aesthetics* and *Data presentation* labels were not mutually exclusive, as these labels often had to be grouped together as if they were the same label. This is because the <canvas> can act as both a GUI and a graphics container for web applications. So, to improve our classification, we merged the labels from the *User interface* characteristic of the baseline taxonomy, and for clarity we renamed this characteristic to *Visual* in our taxonomy. After merging, we re-calculated our IRR to be 88%. Then, the third author independently performed conflict resolution for the cases where only one of the first two authors selected a specific bug type for a given bug report. After conflict resolution was completed, our IRR was 100%. However, not every bug report had been labelled yet, leading to the second stage of our manual classification.

4.3.2 Card sorting

In the second stage of manual classification, the first and second authors performed card sorting together to develop a more comprehensive and detailed taxonomy of <canvas> bugs. Card sorting is a process of assigning each subject (bug report) to a single label, and is a widely-used approach that can help develop useful classifications [25]. Listing 4 shows the steps we took to perform card sorting. Through card sorting, we were able to define new bug types for our taxonomy and develop a more detailed classification for *Visual* bugs. In some cases, a bug report had been assigned more than one label in the first stage of manual classification, because one bug type could also lead to another bug type. For bugs that had been assigned more than

```

Inputs = 332 bug reports (partially classified
), a list of bug types from our taxonomy.

For each bug report:
Discuss the contents of the bug report.
If the bug report matches an existing bug type
:
Label the bug report with the most relevant
bug type.
Else if the bug report does not contain a bug:
Discard the bug report.
Else:
Add a new bug type to the taxonomy.
Restart card sorting with updated taxonomy.

Output = the taxonomy of <canvas> bugs.

```

Listing 4: Steps to perform card sorting.

one label, we determined the single most suitable label by determining which bug type we would address to fix the bug. We reasoned that if we fixed the originating bug type, the other resulting bug type would no longer be present (but the reverse would not be true). 9% of the bug reports did not contain a bug, and were discarded from the sample.

5 OUR TAXONOMY OF CANVAS BUGS

In this section, we provide a detailed description of each of the bug types in our taxonomy of <canvas> bugs. Table 3 shows our taxonomy of <canvas> bugs, including the frequency of each bug type in the studied bug reports.

5.1 Visual bugs

Visual bugs are problems in the presentation of objects on the <canvas> bitmap. We discovered four types of *Visual* bugs: *Rendering*, *Layout*, *State*, and *Appearance*.

Rendering bugs are often related to the incorrect scaling of objects or images on the <canvas>, with example instances such as distortion or blurriness being common. Some instances of *Rendering* bug reports described unexpected visual results due to more specific logical errors in using the Canvas API (or WebGL API) to display specific shapes, such as a waveform [58]. Figure 3a shows an example instance of a *Rendering* bug [57]. We noticed that some *Rendering* bug reports discussed how the incorrect scaling occurred due to a failure in accounting for differences in device resolutions [55], [56], [71], [73], or changes in <canvas> dimensions [48], [54]. We also found an instance of a *Rendering* bug where artifacts appeared on the screen only when using WebGL on devices with an outdated graphics driver [41].

Layout bugs are related to incorrect positioning and sizing of objects on the <canvas>. Figure 3b shows an example instance of a *Layout* bug, with misaligned objects on the <canvas> [43]. *Layout* bugs may be the incorrect coordinates (like $[x, y]$) for an object [47], or the incorrect layering (like z-index) for an object [39] on the <canvas>. In one instance, a data visualization was not fully viewable because some objects had been assigned positions outside of the <canvas> viewport [38]. In another instance, a <canvas> animation was not fully viewable due to the <canvas> dimensions being too small [66].

State bugs are those in which an object (or text) is displayed in a different state than it should be. For example, an object that is visible on the <canvas> should be invisible, or vice versa. Figure 3c shows an example instance of a *State* bug, with circles appearing when they should not be visible [74]. In one *State* bug report, game controls were not removed when changing views on the <canvas> to a text box for chat [69]. In another more complicated case, multiple HTML <canvas> elements were used to render different objects, and specific HTML <canvas> elements were not being hidden when they should have been [44].

Appearance bugs are related to the incorrect aesthetics of objects on the <canvas>, such as incorrect colour, transparency, or font. Figure 3d shows an example instance of an *Appearance* bug, with the legend of the graph having incorrect colours [51]. We found some instances of *Appearance* bugs where the incorrect font was used when rendering text on the <canvas> [75], [76].

5.2 User interaction bugs

User interaction bugs are related to DOM events that are triggered on the HTML <canvas> element. We discovered two types of *User interaction* <canvas> bugs. *Action* bugs occur when a single action fails to execute correctly. Meanwhile, *Behaviour* bugs are those which consist of multiple actions that together provide an incorrect result. Some example instances of *Action* bug reports we encountered include: click-dragging the cursor to zoom does not work when the cursor moves outside of the bounds of the HTML <canvas> element [45], and a tooltip is not showing when mouse hovering over a graph rendered to the <canvas> [70]. Other instances of *Action* bug reports were similar in that a specific action was failing [36], [46], [67], which prevented user interaction functionality in web applications built with the <canvas>. For *Behaviour* bugs, some example instances we encountered include: drawing functionality does not work correctly while simultaneously scrolling within the <canvas> [52], and dragging an object on the <canvas> does not function as expected after scrolling within the <canvas> [60]. In general, *Behaviour* bugs involve two or more actions that are performed simultaneously or in succession, which ultimately provide incorrect functionality with the <canvas>. Although *User interaction* bugs are related to DOM events, they were often described in bug reports by comparing the expected and buggy visual results.

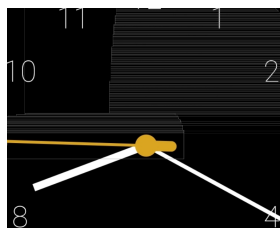
5.3 Web architecture bugs

We discovered two types of *Web architecture* <canvas> bugs: *Browser incompatibility*, and *Cross-origin resource sharing*.

Browser incompatibility bugs occur when a <canvas> application works on some browsers but not others. Many such bugs were caused by the use of an outdated browser, such as IE8 [65], or an outdated version of a modern browser, such as Firefox 51.0 when the latest stable release was Firefox 63.0 [53]. However, we also found instances of *Browser incompatibility* bugs where <canvas> functionality was incorrect for a latest stable release version of a modern browser. For example, we found some instances where a <canvas> application did not function correctly on Safari,

TABLE 3: Our taxonomy of `<canvas>` bugs. Newly defined bug types are shown in bold font.

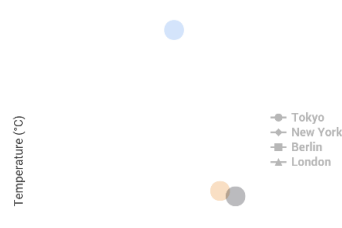
Characteristic	Type	Description
Visual (35%)	Rendering (20%) Layout (12%) State (2%) Appearance (1%)	Objects appear blurry, distorted, or contain artifacts. Objects have incorrect positioning, layering, or size. Objects displayed in the wrong state, e.g. visible vs. invisible. Objects have incorrect aesthetics, e.g. wrong colour.
User interaction (14%)	Action (6%) Behaviour (8%)	Incorrect result from single DOM event on the <code><canvas></code> . Incorrect result from combination of DOM events on the <code><canvas></code> .
Web architecture (17%)	Browser incompatibility (14%) Cross-origin resource sharing (3%)	Incorrect <code><canvas></code> functionality on specific browsers. Incorrect usage of CORS policies prevents the loading of resources.
Performance (5%)	Inefficient <code><canvas></code> usage (5%)	Memory leaks from inefficient usage of the Canvas or WebGL APIs.
Integration (29%)	Saving <code><canvas></code> data (2%) Not caused by the <code><canvas></code> (27%)	Saving the <code><canvas></code> bitmap to a file provides an unexpected result. Error outside of the <code><canvas></code> prevents <code><canvas></code> functionality.



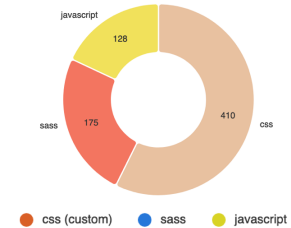
(a) Rendering bug [57].



(b) Layout bug [43].



(c) State bug (circles should be hidden) [74].



(d) Appearance bug (wrong colours) [51].

Fig. 3: Sample instances of *Visual* bugs reported in the open source projects.

despite working on Firefox and Chrome [50], [63]. In another case, a specific browser bug in Chrome prevented a `<canvas>` application from functioning [49].

Cross-origin resource sharing (CORS) bugs are related to the incorrect use of CORS policies with `<canvas>`. CORS policies provide a secure method for loading `<canvas>` resources (such as images or WebGL textures) from foreign domains, but if they are not used correctly, the resources will either not be loaded [21], or prevent the `<canvas>` data from being saved to a file [19]. In one instance, an AWS bucket was not correctly configured with CORS policies, which prevented the loading of those resources to a `<canvas>` application [64]. In some instances, CORS headers were not used in the HTTP requests to foreign domains, preventing resources from being loaded [37], [42].

5.4 Performance bugs

Performance bugs can occur with `<canvas>` due to *Inefficient canvas usage*. Bug reports which described *Inefficient canvas usage* bugs commonly discussed how the outcome of such bugs was a frozen or crashed web application. Some example instances of *Inefficient canvas usage* bugs include `<canvas>` applications crashing due to: rendering occurring too often [72], and new objects being rendered to the `<canvas>` without old (hidden/invisible) objects being removed from memory [62].

5.5 Integration bugs

When connecting the `<canvas>` with other parts of a web application, *Integration* bugs can occur. We discovered two types of *Integration* bugs: *Saving canvas data* and *Not caused by the canvas*.

Saving canvas data bugs can occur when saving the `<canvas>` bitmap to a file using custom JavaScript methods or JavaScript methods built into the browser. One instance described how saving the `<canvas>` bitmap using a built-in browser method produced a file with a black background that was not present in the browser [61]. This indicates that built-in methods such as `getImageData`, `toBlob`, or `toDataURL` may not produce the same result as what is seen on the `<canvas>`. Other instances of *Saving canvas data* bugs were due to errors in custom methods for saving the `<canvas>` bitmap, for example we found an instance where the saved data was unexpectedly compressed [59].

We discovered bug reports that discussed `<canvas>` functionality despite the bug being located in a different part of the web application, and classified such bug reports as *Not caused by the canvas*. While these bug reports did mention the `<canvas>`, these bugs were not actually directly related to `<canvas>` problems. Example instances of *Not caused by the canvas* bugs include: referencing an HTML `<canvas>` element that had not been created [68], and using incorrect syntax for a JavaScript library method that added objects to a data visualization on the `<canvas>` [40]. It appears that most *Not caused by the canvas* bugs are reported by developers who are not experienced with web development or the `<canvas>`.

6 DISCUSSION

Prior to performing classification, we hypothesized that `<canvas>` bugs are similar to the bugs found in GUIs and web applications. While we did discover some overlap, we found that some GUI bug types and many web bug types are not relevant to `<canvas>` applications. We also

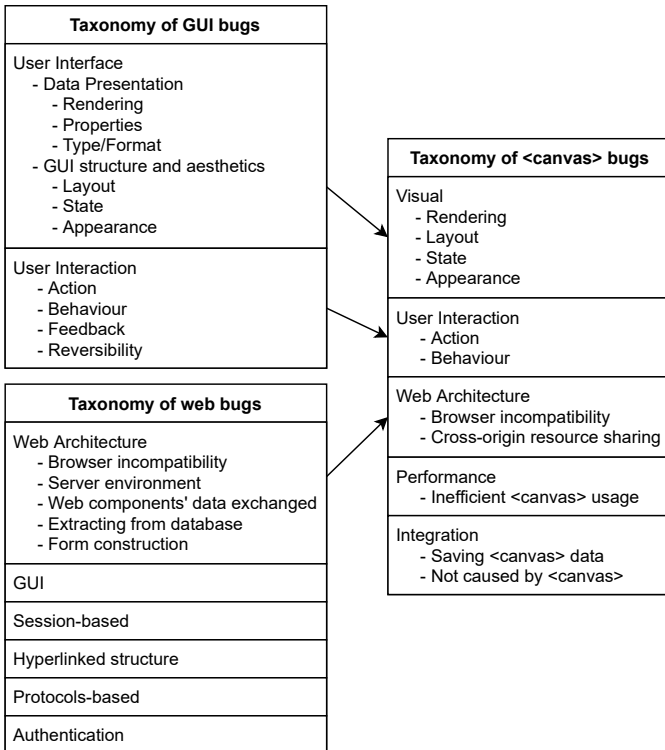


Fig. 4: Taxonomy of GUI bugs [15] and taxonomy of web bugs [16] mapped to our taxonomy of <canvas> bugs.

discovered some new types of bugs that are specific to the <canvas>. In this section, we discuss the differences between our taxonomy of <canvas> bugs and the taxonomies that contributed to the baseline taxonomy (that we selected in Section 4.2). A mapping of the selected taxonomies to our taxonomy of <canvas> bugs can be seen in Figure 4.

6.1 Comparing GUI bugs and <canvas> bugs

The key difference between GUI bugs and <canvas> bugs is that it is difficult to distinguish *GUI structure and aesthetics* and *Data presentation* for the <canvas>. Additionally, while several of the specific *User interface* bug types provided in the taxonomy of GUI bugs [15] were descriptive of *Visual* bugs on the <canvas>, we did not use *Type/format* or *Properties* in our classification. The absence of such bug types in our taxonomy may be explained by the fact that the <canvas> renders a bitmap rather than a structured markup language (e.g. HTML, XML) that contains separate properties for the display of raw numerical and textual data. With regards to *User interaction* bug types, we did not find any *Feedback* or *Reversibility* bugs in <canvas> bug reports. Together, these comparisons indicate that the <canvas> is like a specific kind of GUI that deals heavily with graphics rendering. However, our taxonomy of <canvas> bugs contains bug types that are not GUI-related, meaning <canvas> testing has additional complexities that are not seen in desktop GUIs.

6.2 Comparing web bugs and <canvas> bugs

Our taxonomy of <canvas> bugs contains very few bug types seen in the taxonomy of web bugs [16], indicating

there is not a lot of overlap between <canvas> bugs and generic web application bugs. For the *Web architecture* aspect of <canvas>, the only obvious similarity between the taxonomy of web bugs [16] and our taxonomy of <canvas> bugs is the presence of the *Browser incompatibility* type. Given that <canvas> is a client-side technology (i.e. it is implemented by browsers), the existence of *Browser incompatibility* bugs is not surprising. In our taxonomy of <canvas> bugs, the *Cross-origin resource sharing* type is somewhat similar to the *Server environment* type in the taxonomy of web bugs [16]. Knowing that <canvas> is a client-side technology, one might not expect *Server environment* issues to affect <canvas> in web applications. However, the specific challenges posed by CORS means that there are some <canvas> bugs that could also be described by *Server environment*. We did not use *Web components' data exchanged*, *Extracting from database*, or *Form construction* types, meaning <canvas> bugs do not range the full scope of generic web architecture bugs. The smaller scope of web-related <canvas> bugs compared to generic web application bugs is also indicated by the lack of many other types that were proposed in the taxonomy [16] from which we took initial *Web architecture* types.

7 FUTURE RESEARCH DIRECTIONS

7.1 Detecting *Visual* bugs

The most frequently reported <canvas> bugs in the open source projects are *Visual* bugs, as can be seen in Table 3. *Visual* bugs may be hard to diagnose, because the <canvas> state is not exposed through the DOM. The only existing research [6] that addresses testing the <canvas> focuses on detecting what we have defined as *State* bugs in our taxonomy. This emphasizes that research on <canvas> testing is still in an early stage, and that there are many opportunities for future research on <canvas> testing. Given the high frequency and notable variety of *Visual* bugs, new approaches for testing the <canvas> must be developed.

7.2 Detecting correct usage of the <canvas>

Using the <canvas> can lead to new challenges in terms of performance. While the <canvas> opens the door to many interesting use-cases in web applications, it also may lead to *Performance* issues that are specific to the <canvas>. As seen in Table 3, one of our newly defined types of <canvas> bugs is *Inefficient <canvas> usage*, which can lead to memory leaks or high CPU usage. While much of the graphics rendering with the <canvas> is optimized under-the-hood, particularly when using WebGL, it is still up to developers to utilize the provided APIs in a performant manner. The same <canvas> animation might be produced through several different approaches, and some approaches outperform others. Therefore, future research should investigate the detection of *Inefficient <canvas> usage* bugs.

As shown in Table 3, one of our newly defined bug types is *Cross-origin resource sharing*. To render resources (such as images or WebGL textures) from foreign domains to the <canvas>, the foreign domains must be configured to allow CORS requests, and any HTTP request for these resources must contain a valid set of headers as defined in the CORS

protocol [34]. Failure to correctly implement either end of the communication will lead to these resources not being rendered to the `<canvas>`. Future research should develop testing approaches for the `<canvas>` that detect incorrect usage of CORS policies with the `<canvas>`.

Many bugs that appear to affect the `<canvas>` are bugs that are *Not caused by the <canvas>*. As shown in Table 3, many bug reports in the open source projects discussed `<canvas>` bugs that were not actually due to problems with `<canvas>`, but instead runtime errors that consequently affected `<canvas>` functionality. When debugging web applications that use the `<canvas>`, it would be useful to be able to automatically identify bugs that are *Not caused by the <canvas>*, so that developers do not waste time trying to locate `<canvas>` bugs that originate in a different part of the web application. Therefore, future research should aim to save developer time and effort by developing testing tools for the `<canvas>` that help decide whether a bug originated in our outside of the `<canvas>`.

7.3 Detecting browser bugs

Some browsers may provide incorrect `<canvas>` functionality. As can be seen in Table 3, a fairly frequent type of `<canvas>` bugs is *Browser incompatibility*. While this was often due to users running an application on an outdated browser, there were also cases where the latest stable releases of popular browsers did not provide the same `<canvas>` functionality. This implies that developers should perform cross-browser testing to ensure their `<canvas>` applications are functioning the same across the supported browsers. However, widely-used cross-browser testing frameworks rely on analyzing the DOM, meaning new forms of cross-browser testing are required for the `<canvas>`. Future research should investigate cross-browser testing methods for the `<canvas>`.

Browser-provided JavaScript methods for saving `<canvas>` data may not always provide the expected result. As can be seen in Table 3, one of our newly defined types of `<canvas>` bug is *Saving <canvas> data*. Although there are JavaScript methods built into browsers for saving the `<canvas>` bitmap to a file (such as `toDataURL` and `getImageData`), we found one bug report where a built-in browser method produced a different result than what was rendered on the web page. This means that even if such methods usually work, we may not be able to fully rely on them to know what was rendered to a specific frame on the `<canvas>`. This finding has particular relevance for the development of `<canvas>` testing tools that rely on visual analysis, which would require high confidence in the input data. Further research should seek to understand why browser-provided JavaScript methods for saving the `<canvas>` bitmap can provide unexpected results.

8 THREATS TO VALIDITY

Internal validity: Our project selection relied on the direct mention of `<canvas>`-related keywords in each GitHub project’s title, description, topic tags, or readme file. While this provided a wide coverage of search results that had to be manually filtered for false positives, we may still have

missed some `<canvas>` projects, producing a possible bias in our results. We mitigated this threat mostly by including a wide range of `<canvas>` projects and using stratified sampling to reduce bias towards specific projects. However, further studies may be required to confirm that our results generalize to all open source `<canvas>` projects.

We used a custom set of keywords to identify bug reports in the set of unlabelled GitHub issue reports, which poses a threat to internal validity. While we may have missed some `<canvas>` bug reports, our set of keywords reflects terms often found in GitHub issue reports that report a bug. More research is required to better automatically identify bug reports in a set of GitHub issue reports.

Potential subjectivity in manually classifying bug reports is a threat to internal validity. While automatic classification could have reduced such subjectivity, manual classification was required to discover new types of bugs. We addressed this threat first by selecting a baseline set of bug types from empirically validated taxonomies that are related to known characteristics of the `<canvas>`. We also addressed potential subjectivity by following a process similar to open coding. The first two authors initially independently classified the bug reports, which helps reduce bias and mitigate the potential subjectivity. Also, because we used a statistically representative random sample during classification, our results should be valid for the full set of 2,304 collected bug reports.

External validity: Our findings are only valid for open source `<canvas>` projects on GitHub, and may not generalize to other `<canvas>` projects. Further studies should validate whether our results generalize to other `<canvas>` projects.

To automatically identify `<canvas>` bug reports in our set of collected `<canvas>` projects, we manually filtered out projects that utilized a canvas object that was not related to HTML5. Examples of such projects include desktop `Node.js` applications that require `node-canvas`, or web applications that use `react-canvas` to render React components to `<canvas>` instead of the DOM. Further research would be required to validate that our findings generalize to projects that use non-HTML5 canvas objects.

9 CONCLUSION

In this paper, we study the types of bugs that developers face when using the HTML5 `<canvas>` in their applications. We collected 2,304 `<canvas>` bug reports from 123 open-source GitHub projects that use the `<canvas>`. We selected a baseline taxonomy based on known aspects of the `<canvas>`, which also provided a set of initial bug types during our manual analysis. We conducted an iterative manual classification process using a statistically representative random sample of 332 bug reports. Through our study, we empirically constructed a taxonomy of `<canvas>` bugs that provides the basis for future research on `<canvas>` testing. Our study also provided several insights for developers when working with the `<canvas>`:

- *Visual* bugs are the most frequently encountered `<canvas>` bugs in the studied bug reports.

- Often, bugs which appear to be caused by `<canvas>` are in fact due to issues in other parts of the web application.
- Browsers do not necessarily provide the same `<canvas>` functionality, and this is particularly true for outdated browsers.
- Use of the `<canvas>` brings specific performance concerns in web applications.
- JavaScript methods built into browsers for saving `<canvas>` data may not always provide an expected result.
- Cross-origin resource sharing policies must be correctly used to load `<canvas>` resources from foreign domains.

ACKNOWLEDGMENTS

The research reported in this article has been supported by Prodigy Education and the Natural Sciences and Engineering Research Council of Canada under the Alliance Grant project ALLRP 550309.

REFERENCES

Works Cited

- [1] Adobe. "Flash & the future of interactive content." (Jul. 25, 2017), [Online]. Available: <https://blog.adobe.com/en/publish/2017/07/25/adobe-flash-update.html> (visited on 09/29/2021).
- [2] Adobe. "Adobe flash player EOL general information page." (Jan. 13, 2021), [Online]. Available: <https://www.adobe.com/products/flashplayer/end-of-life.html> (visited on 09/29/2021).
- [3] Apple. "About canvas." (Sep. 18, 2013), [Online]. Available: <https://developer.apple.com/library/archive/documentation/AudioVideo/Conceptual/HTML-canvas-guide/Introduction/Introduction.html> (visited on 09/29/2021).
- [4] S. Artzi, A. Kiezun, J. Dolby, *et al.*, "Finding bugs in web applications using dynamic test generation and explicit-state model checking," *IEEE Transactions on Software Engineering*, vol. 36, no. 4, pp. 474–494, 2010.
- [5] K. Bajaj, K. Pattabiraman, and A. Mesbah, "Mining questions asked by web developers," in *Proceedings of the 11th Working Conference on Mining Software Repositories*, 2014, pp. 112–121.
- [6] M. Bajammal and A. Mesbah, "Web canvas testing through visual inference," in *2018 IEEE 11th International Conference on Software Testing, Verification and Validation (ICST)*, IEEE, 2018, pp. 193–203.
- [7] P. Brereton, B. A. Kitchenham, D. Budgen, M. Turner, and M. Khalil, "Lessons from applying the systematic literature review process within the software engineering domain," *Journal of systems and software*, vol. 80, no. 4, pp. 571–583, 2007.
- [8] G. Catolino, F. Palomba, A. Zaidman, and F. Ferrucci, "Not all bugs are the same: Understanding, characterizing, and classifying bug types," *Journal of Systems and Software*, vol. 152, pp. 165–181, 2019.
- [9] J. M. Corbin and A. Strauss, "Grounded theory research: Procedures, canons, and evaluative criteria," *Qualitative sociology*, vol. 13, no. 1, pp. 3–21, 1990.
- [10] S. Doğan, A. Betin-Can, and V. Garousi, "Web application testing: A systematic literature review," *Journal of Systems and Software*, vol. 91, pp. 174–201, 2014.
- [11] R. C. Hoetzlein, "Graphics performance in rich internet applications," *IEEE computer graphics and applications*, vol. 32, no. 5, pp. 98–104, 2012.
- [12] A. V. Kamienski, L. Palechor, C.-P. Bezemer, and A. Hindle, "Pysstubs: Characterizing single-statement bugs in popular open-source python projects," in *2021 IEEE/ACM 18th International Conference on Mining Software Repositories (MSR)*, IEEE, 2021, pp. 520–524.
- [13] R.-M. Karampatsis and C. Sutton, "How often do single-statement bugs occur? the manysstubs4j dataset," in *Proceedings of the 17th International Conference on Mining Software Repositories*, 2020, pp. 573–577.
- [14] D. Landman, A. Serebrenik, and J. J. Vinju, "Challenges for static analysis of java reflection-literature review and empirical study," in *2017 IEEE/ACM 39th International Conference on Software Engineering (ICSE)*, IEEE, 2017, pp. 507–518.
- [15] V. Lelli, A. Blouin, and B. Baudry, "Classifying and qualifying gui defects," in *2015 IEEE 8th International Conference on Software Testing, Verification and Validation (ICST)*, IEEE, 2015, pp. 1–10.
- [16] A. Marchetto, F. Ricca, and P. Tonella, "An empirical validation of a web fault taxonomy and its usage for web testing," *Journal of Web Engineering*, pp. 316–345, 2009.
- [17] R. M. de Mello, P. C. Da Silva, and G. H. Travassos, "Investigating probabilistic sampling approaches for large-scale surveys in software engineering," *Journal of Software Engineering Research and Development*, vol. 3, no. 1, pp. 1–26, 2015.
- [18] K. Moot. "Handling user input in html5 canvas-based games." (Jul. 23, 2012), [Online]. Available: https://developer.ibm.com/tutorials/wa-games/?mhsrc=ibmsearch_a&mhq=induction (visited on 09/29/2021).
- [19] Mozilla. "Allowing cross-origin use of images and canvas." (Sep. 15, 2021), [Online]. Available: https://developer.mozilla.org/en-US/docs/Web/HTML/CORS_enabled_image (visited on 09/29/2021).
- [20] Mozilla. "Canvasrenderingcontext2d.arc()." (Sep. 14, 2021), [Online]. Available: <https://developer.mozilla.org/en-US/docs/Web/API/CanvasRenderingContext2D/arc> (visited on 09/29/2021).
- [21] Mozilla. "Cross-origin resource sharing (CORS)." (Sep. 5, 2021), [Online]. Available: <https://developer.mozilla.org/en-US/docs/Web/HTTP/CORS> (visited on 09/29/2021).
- [22] Mozilla. "Introduction to the DOM." (Sep. 14, 2021), [Online]. Available: https://developer.mozilla.org/en-US/docs/Web/API/Document_Object_Model/Introduction (visited on 09/29/2021).
- [23] Mozilla. "The graphics canvas element." (Sep. 20, 2021), [Online]. Available: <https://developer.mozilla.org/en-US/docs/Web/HTML/Element/canvas> (visited on 09/29/2021).
- [24] Mozilla. "WebGL: 2D and 3D graphics for the web." (Sep. 14, 2021), [Online]. Available: <https://developer>.

- mozilla.org/en-US/docs/Web/API/WebGL_API (visited on 09/29/2021).
- [25] N. Nurmuliani, D. Zowghi, and S. P. Williams, "Using card sorting technique to classify requirements change," in *Proceedings. 12th IEEE International Requirements Engineering Conference, 2004.*, IEEE, 2004, pp. 240–248.
- [26] F. S. Ocariza, K. Bajaj, K. Pattabiraman, and A. Mesbah, "A study of causes and consequences of client-side javascript bugs," *IEEE Transactions on Software Engineering*, vol. 43, no. 2, pp. 128–144, 2016.
- [27] F. Ricca and A. Stocco, "Web test automation: Insights from the grey literature," in *International Conference on Current Trends in Theory and Practice of Informatics*, Springer, 2021, pp. 472–485.
- [28] C. B. Seaman, F. Shull, M. Regardie, et al., "Defect categorization: Making use of a decade of widely varying historical data," in *Proceedings of the Second ACM-IEEE international symposium on Empirical software engineering and measurement*, 2008, pp. 149–157.
- [29] C. B. Seaman, "Qualitative methods in empirical studies of software engineering," *IEEE Transactions on software engineering*, vol. 25, no. 4, pp. 557–572, 1999.
- [30] M. Sukan. "SVG or canvas? choosing between the two." (Feb. 4, 2010), [Online]. Available: <https://dev.opera.com/articles/svg-or-canvas-choose/> (visited on 09/29/2021).
- [31] L. Tan, C. Liu, Z. Li, X. Wang, Y. Zhou, and C. Zhai, "Bug characteristics in open source software," *Empirical software engineering*, vol. 19, no. 6, pp. 1665–1705, 2014.
- [32] M. Vigiato, D. Lin, A. Hindle, and C.-P. Bezemer, "What causes wrong sentiment classifications of game reviews," *IEEE Transactions on Games*, 2021.
- [33] G. Vijayaraghavan and C. Kaner, "Bug taxonomies: Use them to generate better tests," *Star East*, vol. 2003, pp. 1–40, 2003.
- [34] WHATWG. "Fetch - living standard." (Sep. 9, 2021), [Online]. Available: <https://fetch.spec.whatwg.org/#http-cors-protocol> (visited on 09/29/2021).
- [35] A. Woo, A. Pearce, and M. Ouellette, "It's really not a rendering bug, you see," *IEEE Computer Graphics and Applications*, vol. 16, no. 5, pp. 21–25, 1996.
- [40] cbranje, *Errorbars causing graph not to render*, Oct. 9, 2015. [Online]. Available: <https://github.com/danvk/dygraphs/issues/671> (visited on 09/29/2021).
- [41] chirotaq, *Webglrenderer does not draw multiple lines well*. May 22, 2015. [Online]. Available: <https://github.com/pixijs/pixijs/issues/1843> (visited on 09/29/2021).
- [42] cnatis, *Cross origin image requests*, Apr. 3, 2017. [Online]. Available: <https://github.com/tsayen/dom-to-image/issues/112> (visited on 09/29/2021).
- [43] CRLbazin, *Display problem when importing a workflow saved on a screen with another resolution*, Aug. 22, 2020. [Online]. Available: <https://github.com/alyssaxuu/flowy/issues/101> (visited on 09/29/2021).
- [44] danpalmer, *Bug: Renders canvas elements visible on the page*, Feb. 22, 2017. [Online]. Available: <https://github.com/Vibrant-Colors/node-vibrant/issues/36> (visited on 09/29/2021).
- [45] danvk, *Drag-zoom over left or right edge of canvas results in aborted zoom*, Oct. 20, 2014. [Online]. Available: <https://github.com/danvk/dygraphs/issues/323> (visited on 09/29/2021).
- [46] emirozer, *Filling half circle*, Sep. 25, 2013. [Online]. Available: <https://github.com/Leimi/drawingboard.js/issues/9> (visited on 09/29/2021).
- [47] erickne, *Knob creates a 200px height canvas*, Oct. 23, 2012. [Online]. Available: <https://github.com/aterrien/jquery-Knob/issues/51> (visited on 09/29/2021).
- [48] Erwin4, *Scaling problem*, Mar. 21, 2016. [Online]. Available: <https://github.com/joewalnes/smoothie/issues/70> (visited on 09/29/2021).
- [49] fadedyellowroses, *Piskel is very slow with chrome 65 and osx 10.11.6*, Mar. 28, 2018. [Online]. Available: <https://github.com/piskelapp/piskel/issues/796> (visited on 09/29/2021).
- [50] frostbytedata, *Node click event firing when mouse is released after dragging*, May 2, 2018. [Online]. Available: <https://github.com/vasturiano/3d-force-graph/issues/67> (visited on 09/29/2021).
- [51] iKrushYou, *Legend 'itemtextcolor' no longer works 0.63+*, Dec. 2, 2020. [Online]. Available: <https://github.com/plouc/nivo/issues/1321> (visited on 09/29/2021).
- [52] jordyvandomselaar, *When scrolling down the line is above the cursor*, Aug. 15, 2016. [Online]. Available: <https://github.com/jakubfiala/atrament.js/issues/12> (visited on 09/29/2021).
- [53] kartojal, *[bug] [firefox] _debounce + 2.5.0 chart.js + events not working*, Mar. 30, 2017. [Online]. Available: <https://github.com/chartjs/Chart.js/issues/4090> (visited on 09/29/2021).
- [54] lamego, *Distorted and fuzzy bubbles on canvas*, Nov. 16, 2018. [Online]. Available: <https://github.com/tipsy/bubbly-bg/issues/22> (visited on 09/29/2021).
- [55] Maksims, *'maxpixelratio' is not respected in screen-toworld, and bugged on ios initial load*, Jun. 22, 2015. [Online]. Available: <https://github.com/playcanvas/engine/issues/328> (visited on 09/29/2021).
- [56] marcbruederlin, *Detect device pixel ratio*, Mar. 11, 2017. [Online]. Available: <https://github.com/>

GitHub Issue Reports Cited

- [36] AbhiThakare, *Fatal error on hover*, Jul. 23, 2018. [Online]. Available: <https://github.com/timdream/wordcloud2.js/issues/132> (visited on 09/29/2021).
- [37] asela-wijesinghe, *Not accepting image url's without cors headers*, Jun. 15, 2017. [Online]. Available: <https://github.com/Vibrant-Colors/node-vibrant/issues/43> (visited on 09/29/2021).
- [38] aSqr-d-eSqr-d, *Nodes outside view port when physics layout enabled*, Nov. 25, 2016. [Online]. Available: <https://github.com/Netflix/vizceral/issues/44> (visited on 09/29/2021).
- [39] boardfish, *Objects clipping over each other*, May 30, 2019. [Online]. Available: <https://github.com/metafizzy/zdog/issues/20> (visited on 09/29/2021).

- marcbruederlin / particles . js / issues / 9 (visited on 09/29/2021).
- [57] mathiastiberghien, *Damage/redraw boundary issue for canvas renderer*, Mar. 2, 2020. [Online]. Available: <https://github.com/vega/vega/issues/2425> (visited on 09/29/2021).
- [58] michaelgrc, *How to draw a straight line before and after a wave using siriwave.js*, Jul. 5, 2015. [Online]. Available: <https://github.com/kopiro/siriwave/issues/8> (visited on 09/29/2021).
- [59] newerton, *Calculation of bytes*, Jul. 17, 2014. [Online]. Available: <https://github.com/blueimp/JavaScript-Canvas-to-Blob/issues/20> (visited on 09/29/2021).
- [60] nicoladaoud, *Blocks don't snap correctly after flowchart becomes large in size (blocks do not update positions correctly)*, Dec. 31, 2019. [Online]. Available: <https://github.com/alyssaxuu/flowy/issues/31> (visited on 09/29/2021).
- [61] NisSAM, *Saveimage returns image with the black background*, Nov. 14, 2012. [Online]. Available: <https://github.com/HumbleSoftware/Flotr2/issues/173> (visited on 09/29/2021).
- [62] Nokitoo, *Entities destruction memory leak*, Aug. 14, 2018. [Online]. Available: <https://github.com/playcanvas/engine/issues/1299> (visited on 09/29/2021).
- [63] paulmasson, *Documentation pages with iframe unreadable on ios*, Jun. 22, 2016. [Online]. Available: <https://github.com/mrdoob/three.js/issues/9195> (visited on 09/29/2021).
- [64] pdfowler, *Continued cors issues*, Sep. 18, 2018. [Online]. Available: <https://github.com/mosch/react-avatar-editor/issues/268> (visited on 09/29/2021).
- [65] pdincubus, *0% in ie8 shows full pie chart*, Jan. 28, 2013. [Online]. Available: <https://github.com/rendro/easy-pie-chart/issues/8> (visited on 09/29/2021).
- [66] peternewman, *Wind icon animation and non 1:1 aspect ratios*, Sep. 8, 2019. [Online]. Available: <https://github.com/darkskyapp/skycons/issues/28> (visited on 09/29/2021).
- [67] pilootchoum, *Onsnap not working properly*, Apr. 24, 2020. [Online]. Available: <https://github.com/alyssaxuu/flowy/issues/56> (visited on 09/29/2021).
- [68] pws2016, *Error canvas!* Oct. 5, 2020. [Online]. Available: <https://github.com/bernii/gauge.js/issues/235> (visited on 09/29/2021).
- [69] rami-dabain, *Detachcontrol not working*, Aug. 20, 2013. [Online]. Available: <https://github.com/BabylonJS/Babylon.js/issues/17> (visited on 09/29/2021).
- [70] rbishop-bah, *Canvas path mouseover flaky*, Jul. 29, 2013. [Online]. Available: <https://github.com/vega/vega/issues/101> (visited on 09/29/2021).
- [71] rhyburnie, *Pixelated on iphone 4 (retina)*, Oct. 26, 2010. [Online]. Available: <https://github.com/sorccu/cufon/issues/154> (visited on 09/29/2021).
- [72] RitterD, *Gauges crashing my app*, Jul. 18, 2018. [Online]. Available: <https://github.com/Mikhus/canvas-gauges/issues/171> (visited on 09/29/2021).
- [73] Soviut, *Babylon canvas is the wrong size on retina displays*, Nov. 24, 2014. [Online]. Available: <https://github.com/BabylonJS/Babylon.js/issues/319> (visited on 09/29/2021).
- [74] Vincenttbk, *Halo does not disappear on hiding series (mobile)*, Oct. 23, 2014. [Online]. Available: <https://github.com/highcharts/highcharts/issues/3533> (visited on 09/29/2021).
- [75] vincenttheeten, *Cannot get font() to work*, Nov. 9, 2012. [Online]. Available: <https://github.com/jasondavies/d3-cloud/issues/3> (visited on 09/29/2021).
- [76] williamngan, *Canvasform.font doesn't set font*, Nov. 14, 2018. [Online]. Available: <https://github.com/williamngan/pts/issues/52> (visited on 09/29/2021).