

TIT FOR TAT: COOPERATION, COMMUNICATION, AND HOW EACH COULD STABILIZE THE OTHER

by

Victor Vikram Odouard* and Michael Holton Price

ABSTRACT

Explanations for altruism, such as kin selection, reciprocity, indirect reciprocity, punishment, and genetic and cultural group selection, typically involve mechanisms that *make altruists more likely to benefit from the altruism of others*. Often, some form of signaling enables these mechanisms. Physical cues, for instance, help individuals recognize family members (kin selection) and others who have cooperated with them in the past (reciprocity). In the case of indirect reciprocity, where individuals cooperate with high-reputation individuals, signals (think gossip) help disseminate reputation information. But most accounts of indirect reciprocity take as given a truthful and misunderstanding-free communication system. In this paper, we seek to explain how such a communication system could remain evolutionarily stable in the absence of exogenous pressures. Specifically, we present three conditions that together allow signaling and cooperation to interact in a way that maintain both the effectiveness of the signal and the prevalence of cooperation. The conditions are that individuals (1) can signal about who is truthful, requiring a vital conceptual slippage between cooperation/defection and truthfulness/deceit, (2) make occasional mistakes, demonstrating how error can create stability by expressing unexpressed genes, and (3) use a “stern judging” norm that rewards defection against defectors, confirming that the norms encoded by a communication system determine its stability.

KEYWORDS

signaling · indirect reciprocity · cooperation · prisoner’s dilemma · norms

HIGHLIGHTS

- there is a state in which cooperation and communication stabilize each other
- meta-signaling, that is, sending signals about the signals of others, can provide selection pressure on the signaler that is non-costly in equilibrium
- errors in cooperation decisions bring out unexpressed genes that would otherwise allow for the invasion and demise of cooperative equilibria
- norms, when followed by gossipers, behave differently from norms followed by direct observers. In the latter case, the norms of invaders affect only their own actions, but in the former, they can affect the actions of conforming agents with whom they gossip

* Author to whom correspondence should be addressed: Victor Vikram Odouard, Santa Fe Institute (Cowan Campus) 1399 Hyde Park Road, Santa Fe, New Mexico 87501, U.S.A. E-mail: vo47@cornell.edu.

I INTRODUCTION

Explanations for the evolution of altruism (helping others at a cost to oneself), including kin altruism [Hamilton, 1964], reciprocity [Trivers, 1971], indirect reciprocity [Nowak and Sigmund, 1998], punishment [Boyd et al., 2003], and group selection [Bowles et al., 2003], all ensure that *altruists are more likely than non-altruists to benefit from the altruism of others* [Henrich, 2004] (in fact, some of these mechanisms are mathematically equivalent [Queller, 1992b]).

Kin altruism rests on the correlation between an individual’s altruistic tendencies and that of their “social circle,” which presumably consists disproportionately of genetic relatives [Queller, 1992a]. Direct reciprocity leads individuals to withhold cooperation from defectors, again making altruists more likely to benefit from the altruism of others. When expected value of this second-order benefit exceeds the initial cost of altruism, reciprocity can lead to the evolution of altruism [Brown et al., 1982]. The indirect reciprocity rule is to cooperate with people who have cooperated with others, that is, those with a good reputation. Thus, indirect reciprocity similarly directs the benefits of altruism disproportionately towards altruists, but without the need for repeated interactions between agents [Panchanathan and Boyd, 2003]. With punishment, altruistic punishers coerce those around them into altruistic behaviors, making them more likely to receive the benefits of altruism [Boyd and Richerson, 1992]. And with group selection, groups that happen to have high numbers of altruists are the ones most likely to spread, so most altruists will be concentrated in groups with high densities of altruists [Odouard et al., 2021]. So while altruism clearly incurs a first-order cost, it may also produce a second-order benefit. And if this second order benefit allows altruists to recoup the first-order losses, altruism can be viable.

The delivery of this second-order benefit requires a statistical regularity that allows altruism to be directed towards other altruists, either by systemic structure or individual choice. With kin altruism, for instance, there is a structural regularity in which family members are more likely to interact. With reciprocity, agents *choose* to direct cooperation to those they remember as cooperators. But this kind of tracking becomes more complicated when we allow for large groups, anonymous cooperation, and ambiguous actions [Henrich, 2004]. Indirect reciprocity provides some remedy to the large-group problem, as individuals do not need interact directly to know each other’s reputations. But how *do* they learn the reputations of others? Direct observation of every interaction by every agent is clearly infeasible, even in the direct reciprocity case (just imagine any anonymous-donor situation). This leaves open the possibility of indirect knowledge through mechanisms like gossip. But this opens up new questions: Why don’t people lie? And how does everyone agree on the language with which they communicate? In particular,

can the interaction between signaling and cooperation stabilize both high levels of cooperation and an effective communication system?

To answer these questions, we searched for stable, high-cooperation states in an indirect reciprocity model where *both* action strategies (whether to cooperate or defect) and signal strategies (language) are allowed to vary. In such a model, “lying” or “misrepresentation” is expressed by individuals with communication strategies that deviate from the norm. We found three conditions that, taken together, allowed for a stable state. These conditions are that individuals

1. *signal about others’ signals*, which allowed benefits not only to be disproportionately distributed to altruists, but also to conforming communicators. Retro-fitting a signal system whose ini-

tial use was to signal about defectors to signal about liars demonstrates the power of analogy-making, which allows both horizontal innovation (e.g. using language intended to talk about brains to talk about computers, or using a tool used to chop down trees to cleave meat) and vertical innovation (e.g. using language meant to talk about cooperation to talk about *the language itself*, or using a stone tools to make other stone tools).

2. *make errors in their strategy*, which keeps the environment variable enough that agents can remain prepared for novel threats and decreases the sensitivity of the outcome to initial conditions.
3. *use a stern judging norm*, which makes punishment non-costly, thereby providing an incentive to pay attention to each others' score when deciding whether to cooperate.

1.1 PRISONER'S DILEMMAS

We define altruism as paying a cost γ for the benefit β of others. We will restrict ourselves to the situation where $\beta - \gamma > 0$, so that there is a net benefit to the altruistic act. Then, imagining a scenario in which two individuals meet, and they can either cooperate (act altruistically) or defect (fail to act altruistically) with each other, we see that the payoff matrix exposes a prisoner's dilemma, since $\beta > \beta - \gamma > 0 > -\gamma$.

		Partner	
		d	c
Ego	d	0	β
	c	$-\gamma$	$\beta - \gamma$

Table 1.: **Ego agent's payoff in the prisoner's dilemma**

The dominant strategy in a one-shot prisoner's dilemma is to defect. But if you're likely to meet your partner again, the thinking goes, it might pay to cooperate.

This leads to the "iterated prisoner's dilemma," but even here, defecting is a subgame perfect equilibrium when there is a common-knowledge upper bound on the number of possible iterations (this can be shown by a backwards induction argument) [Kuhn, 2019]. However, this equilibrium requires strong assumptions about human rationality that have been seriously questioned—not least because they can be inconsistent when certain common knowledge is assumed [Bicchieri, 1989]. When these are relaxed, it might become rational to cooperate. For instance, if one player believes that there is even a small chance of the other player acting irrationally, cooperating could be rational [Kreps et al., 1982].

One not-quite-rational strategy that does particularly well is *tit-for-tat*, a kind of short-memory reciprocity: cooperate on the first round, and cooperate with those who cooperated in the previous round. In a tournament coordinated by Axelrod, this strategy performed the best [Axelrod, 1981]. Furthermore, he and Hamilton later proved that in a world dominated by *tit-for-taters*, no strategy could do better, implying a kind of weak stability [Axelrod and Hamilton, 1981]. However, *tit-for-tat* is not evolutionary stable according to Maynard Smith's definition [Maynard Smith and Price, 1973], because

one can always construct an invading strategy that is indistinguishable from *tit-for-tat* when playing against a *tit-for-tat* (tit-for-two-tats, for example). Because these two strategies are indistinguishable against each other, their relative performance will depend on whatever third strategy is present. But some third strategies will favor *tit-for-taters* (e.g. defectors) while others will favor *tit-for-two-taters* (e.g. suspicious *tit-for-taters*, ones that defect on the first round). So neither is evolutionarily stable. A similar construction exists for any pure strategy, so no pure strategy is stable in the iterated prisoner's dilemma [Boyd and Lorberbaum, 1987].

Adding noise to the game in the form of stochastic payoffs favored even more cooperative and forgiving strategies, because accidental defections would not devolve into persistent vendettas of mutual defection [Bendor et al., 1991].

One reason *tit-for-tat* performs *so well*, but is not quite evolutionarily stable, is that it can initiate long chains of mutual cooperation, where both parties do very well but where *tit-for-tat* does not strictly outperform the other strategy. In fact, in our prisoner's dilemma formulation, *tit-for-tat* never beats another strategy head-to-head, as every *tit-for-tat* defection is the result of the opponent's defection in the previous round—so the opponent will always have defected at least as many times as the *tit-for-tater*. Instead, *tit-for-tat* performs well *on average* by coaxing other strategies into cooperating with them (Figure 1).

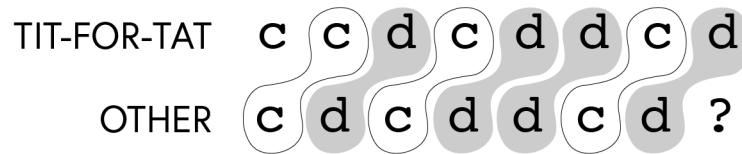


Figure 1.: **Tit for tat.** Tit for taters always cooperate as many or more times than their partners.

1.2 INDIRECT RECIPROCITY

The effect of reciprocity becomes weaker as groups become larger and interactions more anonymous, since the probability of having one's altruism reciprocated goes down [Brown et al., 1982]. Because group selection is *also* weaker in large groups [Maynard Smith, 1976, Nowak, 2006], partially as a result of the lower variance exhibited by larger groups [Henrich, 2004], it becomes all the more vital to find an alternative mechanism that could sustain cooperation.

Indirect reciprocity provides a promising solution, because it dispenses with the need to meet the same partner again in order to have an act reciprocated. Instead, any partner, as long as they factor in reputation, can reciprocate an altruistic act. In experiments, people do behave according to indirect reciprocity, cooperating disproportionately with those who have cooperated with others, *even when* there is no possibility of having their act reciprocated (implying that reputation here is not simply act-

ing as an estimator for the likelihood of having your altruistic act reciprocated) [Wedekind and Milinski, 2000].

There are many different implementations of indirect reciprocity. The simplest is image-scoring, which says, “cooperation is good, defection is bad” [Nowak and Sigmund, 1998]. Agents who cooperate only with “good” agents, called discriminators, can maintain a high population, but only when individuals always follow their strategy perfectly [Nowak, 2005]. However, when agents make errors, discriminators get punished for defecting against defectors, when this is behavior is precisely what maintains the cooperation. A more nuanced approach might be to introduce the notion of *standing* (someone is in good standing if they cooperated with anyone, or if they defected against a defector), and to cooperate with agents if and only if they are in ‘in good standing’. A stricter strategy than standing, called *stern judging*, also punishes cooperation with defectors [Pacheco et al., 2006].

Partner’s score	Actor’s action	Image Scoring	Standing	Stern Judging
1	c	1	1	1
1	d	0	0	0
0	c	1	1	0
0	d	0	1	1

Table 2.: **Various norms.** Three of the sixteen possible second-order norms. 1 means good and 0 means bad. All have been used to explain the evolution of cooperation

Both standing and stern judging create an incentive to heed an opponent’s reputation when choosing how to act [Leimar and Hammerstein, 2000, Panchanathan and Boyd, 2003]. They also change the nature of the communication system in a subtle way: now, in order to determine how to act, an agent must know *not just* her partner’s previous action, but also *his* previous partner’s score, or standing. This gives rise to sixteen possible norms—a good/bad assignment for each of the four action-score combinations. There are even third-order norms—ones that, on top of all this, depend on the partner’s previous score [Ohtsuki and Iwasa, 2005]. Here the communication system needs to be even more complex, because to work with these norms, one must communicate “moral” information (the “score” of a previous partner) along with just “the facts” (the action of the agent). The final version of our model will contain a communication system that does this.

1.3 PUNISHMENT

Indirect reciprocity is the simplest form of a system in which rewards and punishments for good deeds and bad deeds are distributed by a third party, and *not* the beneficiaries and victims of the deeds themselves. In fact, the communication system that goes along with indirect reciprocity is implicitly central to any kind of third-party punishment system. How else would the punishers know who performed the misdeeds? This underscores the importance of understanding when such communication systems can be stable.

Punishment has extensively been studied as a potential stabilizer of cooperation, partially because it is so prevalent cross-culturally [Henrich et al., 2006, Henrich et al., 2001]. Much of the literature has focused on how it can survive as a practice despite being costly and irrational from an individual point of view [Boyd et al., 2010, Boyd et al., 2003, Henrich and Boyd, 2001, Boyd and Richerson, 1992]. In this sense the problem *appears* to be similar to the initial problem of cooperation. It is not quite the same, however, because when punishment is common, it becomes less costly, as there are fewer defectors to punish. Such is not the case with cooperation, which remains equally costly no matter how common it is [Boyd et al., 2003].

Partially due to this asymmetry, many solutions to the costly punishment problem have been proposed. If the punishers can recoup the costs of punishment by coercing those around them to cooperate, they can proliferate. If a recursive strategy exists that punishes non-cooperators, and punishes those that fail to punish non-cooperators, and so on, ad infinitum, then punishment can stabilize almost any behavior [Boyd and Richerson, 1992]. If some modicum of conformist transmission exists, that is, a tendency to absorb norms from the majority behavior of the group [Henrich and Boyd, 1998], punishment can also emerge [Henrich and Boyd, 2001]. Furthermore, if the costs of punishment are spread across the group, as is the case for ostracism, punishment can be stable [Hirshleifer and Rasmusen, 1989].

In this paper, we focus on a different challenge—how the communication system that updates reputations (and therefore determines where punishment should be directed) remains stable. For this reason, we analyze a very simple form of punishment: withholding cooperation from defectors. It is possible to withhold cooperation from defectors specifically because reputation information is maintained for each individual. If this were not possible, individuals would instead need to withhold cooperation from the group at large if, say, a certain threshold of cooperation is not met—a strategy that fails as groups become larger [Boyd and Richerson, 1988]. This kind of punishment is not inherently costly, and only becomes so if particular social norms punish the withholders of cooperation (as, for instance, image-scoring would, but standing would not). The hyper-focus on costly punishment may stem from western-centric conceptions on what punishment looks like (e.g. police spending their time and risking their lives to enforce the laws) rather than what punishment must inherently be—some societies, for instance, tolerate stealing from families that are in bad standing. This theft is actually *beneficial* for the punisher [Henrich and Muthukrishna, 2021].

Regardless of the precise type of punishment, however, the various building blocks needed to maintain the reputation system—a moral system required to form a consensus on what is “good” and “bad,” a communication system to transmit both facts and moral conclusions, cognitive capacities necessary to maintain and store opinions about all others in the group—provide the foundations for any system of punishment and, at a higher level of complexity, larger-scale social institutions, including legal systems and governments [Nowak, 2005, Alexander, 1986]. In this paper, we simultaneously examine two of these building blocks: communication and moral consensus, as the communication systems we analyze embed moral information.

1.4 COMMUNICATION

We aim to understand whether a stable, cooperative state exists where *everyone agrees on a communication system*. For instance, perhaps everyone agrees that 0 means “bad standing” and 1 means “good standing.” To formalize this, we can say that a communication system is a set of mappings from states

of the world to symbols. An *effective* communication system is one that is

1. *uniform*, that is, everyone agrees on the mapping between symbols and world states, and
2. *semi-separating*, that is, everyone's mappings distinguish between at least two states of the world, guaranteeing that at least some information gets transmitted (the maps are not constant functions).

Truthfulness in an effective communication system, then, is simply relative to whatever arbitrary mapping choice everyone agrees on. When an agent conforms to that mapping, we say that they are "truthful."

Effective communication has been shown to be stable when there is a common interest between the receiver and the signaler [Blume et al., 2001], when lying is costly [Gintis et al., 2001], when there is a cost differential between truthful and non-truthful signaling, even if the cost at equilibrium is zero [Lachmann et al., 2001], when the underlying game is a coordination game, in which both parties benefit from knowing the world-state of the other [McElreath et al., 2003, Young, 1998], or when direct observation and partner-choice supplement the signals themselves [Robinson-Arnall, 2018]. These all share the characteristic that communication *does not* emerge in the absence of pressure on the signaler to communicate in a truthful fashion [Oliphant, 1996]. And the indirect reciprocity case is exactly this—those communicating the reputations of others do not, absent some other mechanism, have any pressure to conform to the agreed-upon language.

That said, such a pressure could take many forms. For instance, a reciprocity mechanism in which victims of deceit went back and deceived their deceivers was successful in sparking the rise of an effective communication system [Oliphant, 1996]. The problem here, however, is that indirect reciprocity becomes important precisely when reciprocity mechanisms fail—when repeated interactions become unlikely.

It is for this reason that we investigate the possibility of having agents develop reputations not only for their cooperative propensities, but *also* for their *truthful* propensities. In this way there would be an indirect reciprocity mechanism in place for staying truthful. But, of course, this would require the signaling system to "bite its own tail," by developing the ability to signal about itself. We call this meta-signaling, and it will be one of the conditions for the stability of communication.

2 MODEL

To answer our question—can cooperation and communication and maintain each other's stability—we return to the basic image-scoring indirect reciprocity model and make some modifications.

1. Pair up with a partner at random, and make a choice about whether to cooperate or defect in a prisoner's dilemma. Your choice can take into account your partner's score (Figure 2.1).
2. Your partner signals your new "score" based on your action: 0 if you defect, 1 if you cooperate, overwriting whatever score you had previously. This can be imagined as your partner writing a 0 or 1 on your forehead for your next partner to see. You also do the same for your partner (Figure 2.2)

INDIRECT RECIPROCITY

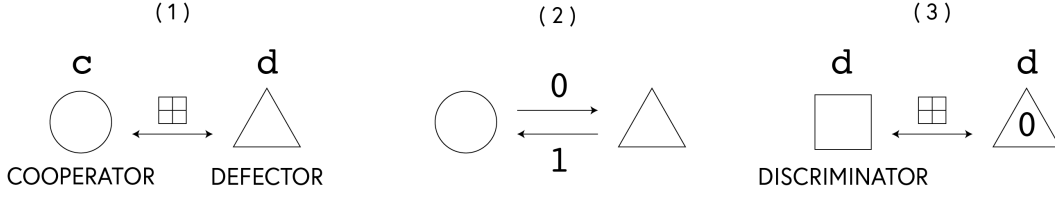


Figure 2.: Agents each (1) act according to their strategies, (2) signal about the other's scores, overwriting any previous scores, and (3) repeat. The discriminator defects with 0s and cooperates with 1s

3. Pair up with a new partner and restart the process (Figure 2.3).

In the basic version of our model, which was first formulated by Smead [Smead, 2010], we modify step 2. Instead of pre-ordaining that 0 means defector and 1 means cooperator (which forces the stability of the communication system) we allow for agents to use whatever mapping they desire. Perhaps 1 means defector and 0 means cooperator, or perhaps some agents signal 0 about everyone. There are four possibilities for these signaling strategies (Table 3).

Name	ID	Signal for defectors	Signal for cooperators
All-zero	00	0	0
Separator	01	0	1
Reverse-separator	10	1	0
All-one	11	1	1

Table 3.: **Signal strategies** Each row represents a possible signal strategy. Each strategy is specified by a two bit "ID", where the first bit denotes how to signal about a defector and the second how to signal about a cooperator

In a similar fashion, there are four possible action strategies (Table 4). This gives sixteen possible action-signal strategy pairs, and the task is to find one that (1) exhibits separating communication and (2) leads to a cooperative world, and analyze whether it is stable. If such a stable strategy exists, then we can answer our question in the affirmative: yes, cooperation and communication can maintain each other's stability.

Name	ID	Action for 0s	Action for 1s
Defector	dd	d	d
Discriminator	dc	d	c
Reverse-discriminator	cd	c	d
Cooperator	cc	c	c

Table 4.: **Action Strategies** Each row represents a possible action strategy. Each strategy contains two bits, the each specifying how to act towards a partner with scores of 0 and 1, respectively.

2.1 APPROXIMATIONS

In order to analyze this model, we will first make three approximations: an (1) infinite, (2) well-mixed population that interacts in (3) infinitely many rounds per generation. While these are primarily approximations for mathematical ease, they in some ways strengthen our claims to stability.

- *infinite rounds* - as humans, we face cooperation choices daily, and we live for tens of thousands of days. This is in stark contrast with many simulations of the evolution of cooperation, which simulate tens or at most hundreds of interactions per generation (e.g. [Smead, 2010], [Yamamoto et al., 2017]). But there are cases in which it takes some time to reach a long run equilibrium (in section 3.2, for example), so taking the first ten or hundred rounds would simply not give a result representative of the long run average. Approximating infinite rounds, by contrast, takes this long run equilibrium into account much more faithfully.
- *infinite population* - many mechanisms for the evolution of cooperation, including reciprocity and group selection, work best when group sizes are small [Maynard Smith, 1976], [Brown et al., 1982]. Kin altruism is similarly constrained in scale because there are only so many close relatives that one can have. Thus, there is a relative explanatory void for cooperation in large groups. By using the infinite population, we fill out this gap by creating a situation where the larger the population, the stronger our claims of stability.
- *well-mixed groups* - Many times, selective assortativity, in which cooperators preferentially interact with other cooperators, is used as an explanatory mechanism for cooperation in groups, since it reduces the payoff disadvantage of cooperators when compared to defectors [Bowles et al., 2003, Wang et al., 2012]. Sometimes, however, individuals don't have much choice in who they interact with: perhaps their interactions are accidents of spatial proximity, or institutional structure. Keeping our model well-mixed means that it is robust to these situations.

In many ways, therefore, our approximations, while making the math easier, make the evolution of cooperation *harder*, thereby strengthening our claims. This is not true in all respects, however: for instance, infinite rounds mean that payoffs converge to expected payoffs, but if there are finite rounds, a bad strategy can do better by some fluke (though this becomes extremely unlikely as the number of

rounds grows larger). And, in general, a 0 probability of invasion in the infinite case translates to a very small probability of invasion in the finite case (again, this grows very small as n becomes large).

2.2 STABILITY

A strategy A is stable if no other strategy can increase in a population in which picking an agent at random yields strategy A with probability 1 (when A is said to “dominate”).

We formalize this notion in detail in Appendix A.1, but we will include a short version here. Maynard Smith’s definition of stability [Maynard Smith and Price, 1973] says that, where $P(x, y)$ is the payoff of strategy x against strategy y , A is stable against B when

1. $P(A, A) > P(B, A)$ **or**
2. $P(A, A) = P(B, A)$ and $P(A, B) > P(B, B)$,

This definition requires two modifications to make sense in our context. First, payoffs in our model are stochastic, so we take the expectation, since the average payoff is equal to the expectation in the infinite-round approximation. And second, payoffs $P(x, y)$ are not fixed given x and y ; instead, they depend on the composition of the population. In our definition of evolutionary stability, then, we must specify the relevant population compositions.

The first condition corresponds to the scenario where A (starting off dominant) outcompetes B from the start. Say A starts off dominant and we introduce a finite number of B . Then using the infinite population approximation, all agents will meet an agent of type A with probability 1, and since B does worse than A in this scenario, it will never increase as a proportion of the population. So for the first condition, we need only worry about the case where A makes up 100% of the population.

With the second condition, however, B does equally well against A s as the other A s, so it could grow in population by drift alone. The key here, then, is to make sure that the potential growth is self defeating. Maynard Smith expresses this by saying that if the B s do worse against B s than the A s do against B s, then as soon as the B s grow in population enough that they interact with other B s with non-negligible frequency, they will start to do worse, on the whole, than the A s. We state this self defeating condition directly, by asserting that for some range of $q \in (0, q_0)$, where q is the fraction of the population that is of type B , we need for the expected payoff of B to be lower than A . Altogether, where $\mathbb{P}_{A,q}(x, y)$ is the expectation of the random variable for the payoff of x against y when A makes up q -fraction of the population, and $\mathbb{P}_{A,q}(x)$ is the expected payoff of x when A makes up q -fraction of the population (without specifying the strategy of the opponent), this gives us

1. $\mathbb{P}_{A,1}(A, A) > \mathbb{P}_{A,1}(B, A)$, **or**
2. $\mathbb{P}_{A,1}(A, A) = \mathbb{P}_{A,1}(B, A)$ and for small q , $\mathbb{P}_{A,1-q}(A) > \mathbb{P}_{A,1-q}(B)$,

which we derive in Appendix A.2. In the case where payoffs do not depend on population composition, this definition is equivalent to Maynard Smith’s (Appendix A.3).

Of course, this definition only analyzes strategies pairwise, and, if the first but not the second condition is satisfied, it is possible that a *coalition* of strategies might invade if they all happen to grow by drift at the same time (it is important to note that this is also a problem with Maynard Smith’s original definition). For this reason, we call a strategy satisfying only the second condition *weakly* stable,

and a strategy satisfying the first condition as *strongly* stable. In the end, we will find a strongly stable, highly cooperative state with effective communication, so we will not have to worry about a potential coalition of invaders.

2.3 EFFECTIVE COMMUNICATION

In our search for a stable communicative and cooperative state, we might first ask: can a stable cooperative world exist *without* effective communication? In this model, the answer is no. Suppose, without loss of generality, that everyone gets score 1. Then whether someone cooperates or defects, they will enter into their next interaction with a score of 1. Thus, cooperators will *not* be more likely to have their altruism reciprocated, because they will be indistinguishable from defectors (see figure 3). Because defectors can avoid the cost of cooperating and reap identical rewards, they will invade any state with non-separating communication. From this, we see that criterion (1) is redundant and we can simply focus on finding cooperative worlds—such a world will certainly have effective communication.

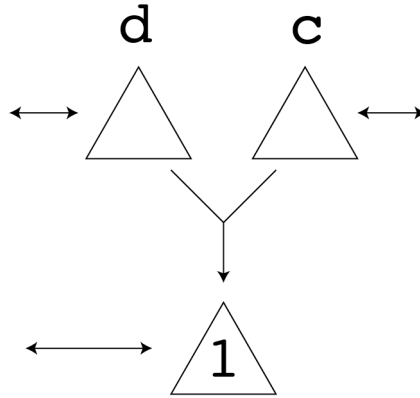


Figure 3.: **Non-separating communication.** Both a cooperator and defector will go into their subsequent interaction with the same score, and thus will receive the same payoff from their partner, allowing defectors to invade

2.4 WORLD STATES

We first would like to characterize the sixteen world states that correspond to the dominance of each of the sixteen strategies. They fall into one of four categories (Figure 5):

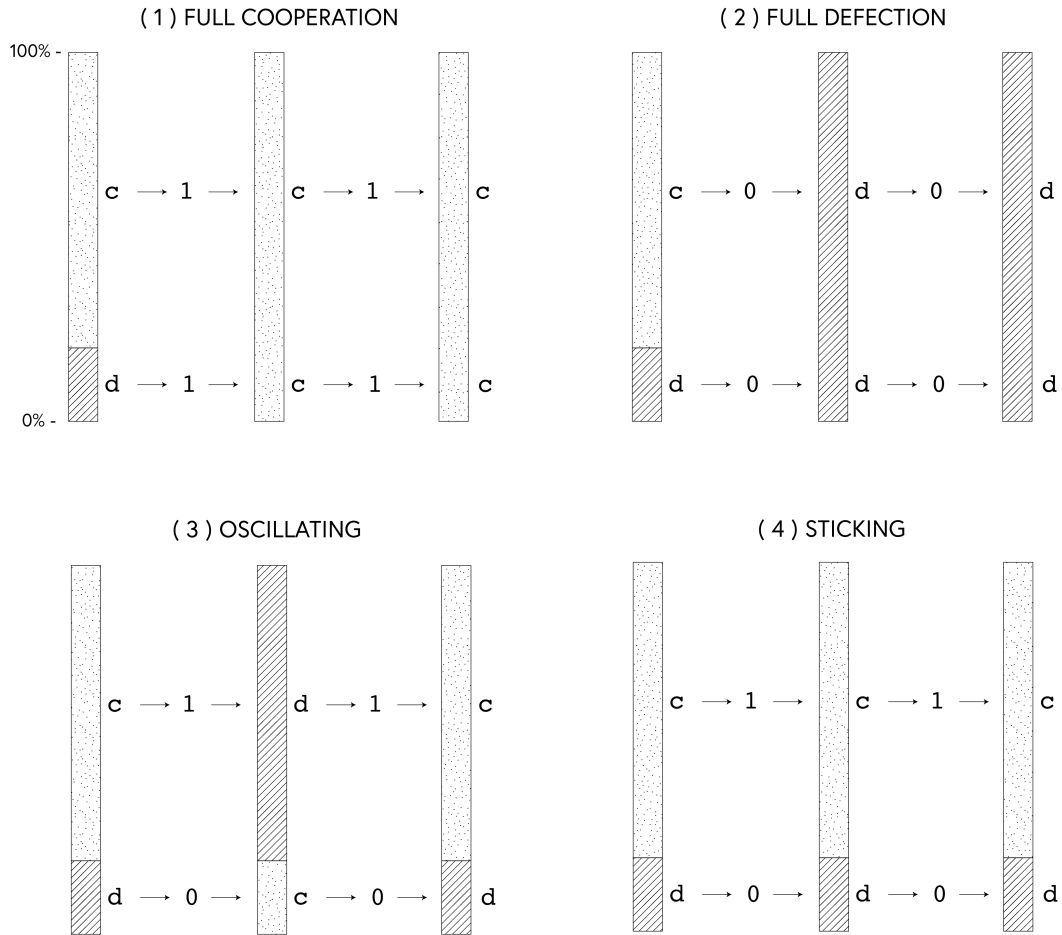


Figure 4.: **Types of world states.** In (1) and (2), no matter what the initial balance of cooperators, all end up at either of the two poles by the second round. (3) and (4) both depend completely on what the starting state is.

1. *Full cooperation* cooperators (cc), dc11, cd00 - ccs cooperate with everyone, and the other two create a world in which everyone has a score with which they cooperate. These worlds, however, are unstable, since any defector do just as well as the cooperators (who cooperate with everyone) (Figure 4.1).
2. *Full defection* defectors (dd), dc00, cd11 - dds defect with everyone, and the other two create a world in which everyone is scored with the sign with which they defect (Figure 4.2). We are looking, however, to assess the stability of cooperative worlds.
3. *Oscillating* cd01, dc10 - Averaging across all rounds, there is just 50% cooperation, so these worlds are not quite cooperative (Figure 4.3).
4. *Sticking* dc01, cd10 - These worlds could be stable, and could be cooperative (Figure 4.4).

TAXONOMY OF STATES

dd00	cd00	dc00	cc00
dd10	cd10	dc10	cc10
dd01	cd01	dc01	cc01
dd11	cd11	dc11	cc11

OSCILLATING

MAINTENANCE

FULL DEFECTION

FULL COOPERATION

Figure 5.: **Categorization of states.**

This leads to two potentially stable and cooperative worlds: dc01 and cd10. Without loss of generality, we will analyze the former for its stability properties. Because we are focusing on analyzing the stability of the discriminator-separator (dc01) world, we will employ the shorthand notation $\mathbb{P}_{dc01,q} \rightarrow \mathbb{P}_q$, as unless otherwise noted, dc01 will be the focal strategy.

Importantly, our analysis will initially assume that *agents started off cooperative*, as sticking states are only cooperative when individuals start off cooperating. However, we will be able to relax this assumption later.

3 RESULTS

Now we will find which strategies invade the dc01 state, and identify the instabilities that led to the invasion of each. In the base model, laid out in the last section, eight out of the sixteen strategies invade

(Figure 6). Two instabilities lie at the root of these vulnerabilities.

BASE MODEL: INVADERS			
dd00	cd00	dc00	cc00
dd10	cd10	dc10	cc10
dd01	cd01	dc01	cc01
dd11	cd11	dc11	cc11

Figure 6.: **Invading strategies.**

1. *Irrelevance of language* - There is no payoff difference between individuals with the same action strategy but different languages. Thus, if a given action strategy can perform as well as the discriminator, then any of its variants can, too (e.g. cc01 invades means that cc00 also does). This fact remains true in any state of the world.
2. *Unexpressed genes from full cooperation* - There is no way to distinguish between discriminators (dc) and unconditional cooperators (cc), because everyone is cooperating. This fact remains true in any world that has full cooperation (and an analogous fact is true in a world of full defection).

We first examine the irrelevance of language. In our model, agents' payoffs depend on two things: their own actions and their partners' actions. Their actions follow from their action strategy, and their partner's actions follow from their score. Their score, meanwhile, is determined by their previous partner's signaling strategy and their own action strategy. Notice that nowhere in this chain of causation does one's own signaling strategy play a role (Figure 7). And so given an action strategy, any signaling strategy will perform equally well. This leaves the door open for a slew of invaders.

As for unexpressed genes, we know that in the dc01 world, everyone is cooperative, and therefore everyone receives a score of 1. Therefore, no one ever must decide how to act against an agent with a score of 0, and no one must decide how to score an agent who has defected. This means that both the first signaling bit and the first communication bit are inactive, giving four clusters of indistinguishable strategies: -c-1, -c-0, -d-1, and -d-0.

From these two facts, we can conclude that both the -c-1 and -c-0 clusters perform as well as dc01 in the world of dc01 (the first, by unexpressed genes, and the second, by a combination of unexpressed genes and irrelevance of language). By contrast, the -d-1 and -d-0 clusters do not invade, since their

PAYOFF TREE OF DEPENDENCE

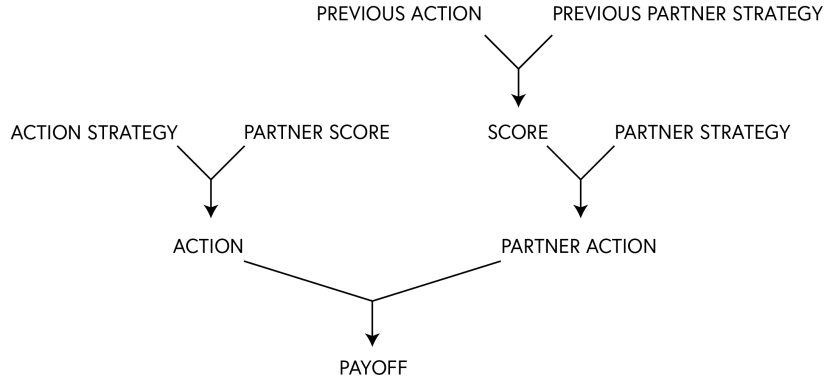


Figure 7.: **Payoff dependence.** Many factors from previous rounds determine an agent's payoff in the current round. However, none of them have to do with the signaling strategy

defections earn them scores of 0, which means discriminators will defect against them, garnering a payoff of 0.

This allows us to conclude that, at the very most, dc is weakly stable, since it fails to satisfy the first condition for stability against $-c-1$ and $-c-0$. However, by irrelevance of language, payoffs in the model so far are completely independent of signaling strategy, and from that we can conclude that any dc type will invade, since all dc agents, no matter the population composition, will do equally well. It follows that dc01 is not even weakly stable against any of the other types of discriminators. In fact, as we will prove in Appendix B.1, it also fails to be weakly stable for the cc strategies.

3.1 IRRELEVANCE OF LANGUAGE AND META-SIGNALING

If language is to be stable, it must be relevant to payoff. We achieve this by adding an observer to each signaling act with some probability p . If the signal conforms to the observer's language, the observer gives the signaler the score of a cooperator, overwriting whatever score they already have. If, however, the signal diverges, the observer scores the signaler as they would a defector.

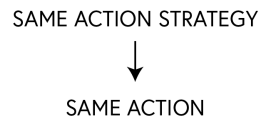
This co-opts the same cooperation-enforcing reputation mechanism to enforce truthfulness. With meta-signaling in place, it is always the case that conforming signalers do *at least as well* as their non-conforming counterparts (e.g. among the dd strategies, dd01 will do at least as well as the others). This is because either

1. The agent was scored based on their action, in which case both the conforming and non-conforming signaler would receive the same score (since they have the same action strategy), or
2. The agent was scored based on their signal (by an observer), in which case the conforming signaler will *never* receive a 0 score, since they always signal in a conforming fashion. As for the

non-conforming signaler, either

- a) They signaled using a conforming bit (e.g. dc11 signals about a cooperator), in which case they would receive a 1 score, or
- b) They signaled using a nonconforming bit (e.g. dc11 signals about a defector), in which case they would receive a 0 score.

(1) PAYOFF AS DONOR



(2) PAYOFF AS RECEIVER

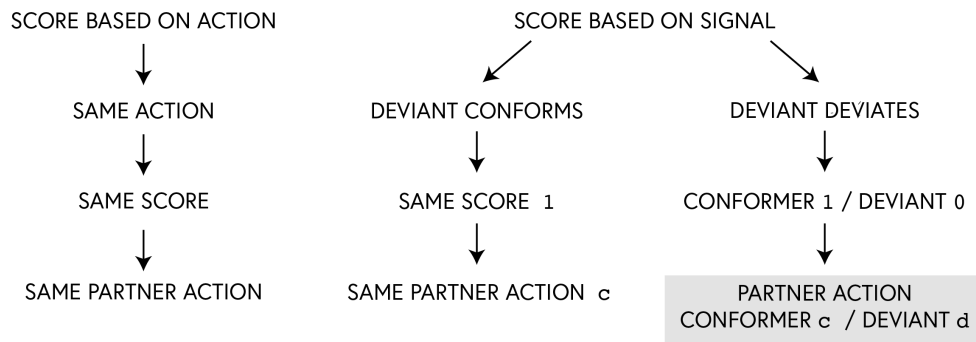


Figure 8.: **Conforming signalers do better.** Ways in which agents with the same action strategy can differ in payoff. All pathways end with their payoffs being equal, except one, in which the conforming signaler does better.

In cases (1) and (2a), the agents will do equally well, and in case (2b), the non-conformer will do worse (figure 8). It is, however, possible that case (2b) will have 0 probability, which is why the conforming signaler does not necessarily do strictly better. In fact, looking at the classes of invaders in the basic model, (2b) will have 0 probability for $-c-1$ strategies (since the only expressed signal is the cooperator-signal, which conforms), but nonzero probability for $-c-0$ (since in their case the cooperator-signal does not conform). And, in fact, it is the four strategies in the $-c-1$ class that continue to invade (figure 9).

META-SIGNALING: INVADERS

dd00	cd00	dc00	cc00
dd10	cd10	dc10	cc10
dd01	cd01	dc01	cc01
dd11	cd11	dc11	cc11

Figure 9.: **Meta-signaling invaders.**

3.1.1 PAYOFFS

In this section we will calculate the payoffs for each class of strategies, but it, along with analogous subsubsections 3.2.1 and 3.3.1, may be skipped without loss of continuity. The fact that $-c-0$ sometimes are scored as defectors takes a toll on their payoff, and they no longer invade:

$$\begin{aligned}
 \mathbb{P}_1(-c-0, dc01) &= (1-p)(\beta - \gamma) + p(-\gamma) \\
 &= \beta - 2\gamma \\
 &< \beta - \gamma
 \end{aligned} \tag{1}$$

However, the luck is not so good with $-c-1$, as we notice that any world consisting fully of $-c-1$ agents that starts off cooperative will remain fully cooperative with everyone scoring 1 (precisely because (2b) has 0 probability). Thus,

$$\mathbb{P}_{1-q}(-c-1, -c-1) = \beta - \gamma \tag{2}$$

It follows that

$$\begin{aligned}
 \mathbb{P}_1(dc01, dc01) &= \beta - \gamma \\
 \mathbb{P}_1(-c-1, dc01) &= \beta - \gamma \\
 \mathbb{P}_{1-q}(-c-1) &= \beta - \gamma
 \end{aligned} \tag{3}$$

The last relation comes from the fact that all agents in the world are of type $-c-1$, so $\beta - \gamma$ is the only payoff an agent will ever receive (equation 24).

So, by the first two equations, $dc01$ fails to satisfy the first condition of stability, and by the last, it fails to satisfy the second. It is therefore not even weakly stable.

Lastly, it remains to check the $dc01$ world still fends off $-d-1$ types. We see that with $1-p$ probability, $-d-1$ s receive a score of 0 based on their action, which will be a defection, and with p probability, they receive a score of 1 based on their signal, which conforms. Where p_x^{abxy} is the probability that an agent of type abxy will have score x , this gives:

$$\begin{aligned}\mathbb{P}_1(-d-1, dc01) &= p_1^{-d-1}\beta + p_0^{-d-1} \cdot 0 \\ &= p\beta\end{aligned}\tag{4}$$

Therefore, as long as $p < \frac{\beta-\gamma}{\beta}$ (e.g. if $\beta = 3$ and $\gamma = 2$, then $p < 1/3$), $-d-1$ cannot invade. Then, by the fact that conforming communicators do at least as well as their non-conforming counterparts, $-d-0$ cannot invade either, since their communication strategy does not conform. It follows, then, that $-c-1$ is the only class of strategies that can invade.

3.2 UNEXPRESSED GENES AND ERROR

Unexpressed genes allow $-c-1$ individuals to invade the basic meta-signaling model, since half of the genome is latent as a result of the lack of defectors and 0-agents. This suggests a simple modification: let agents make mistakes with some probability ϵ , to expose latent elements of the genome. Indeed, this creates a situation in which, given an action strategy, *conforming signalers do strictly better*. In section 3.1, we showed that conforming signalers do at least as well by examining the two ways an agent's payoff could be determined—either by their action, or by their signal. We saw that in both cases, conforming signalers do as well as non-conforming signalers. However, it is now true that conforming signalers do *strictly* better, since, due to error, case (2b) *always* has nonzero probability, as there will be some (erroneous) defections mixed in with all the cooperation.

But this is also the root of another problem: a “defection explosion” occurs when error gets introduced. This phenomenon is easiest to describe in the non-meta-signaling case, but a similar phenomenon occurs (as we will see) when there is meta-signaling. In the first round ϵ -fraction of agents will defect. In the next round, the agents paired with that ϵ -fraction will mostly defect to punish them, in addition to ϵ fraction of the remaining agents. This process continues until half of the population defects, *regardless of the initial distribution of cooperators* (Figure 10).

Not only does this decrease payoffs across the board, but it decreases the relative payoff of discriminators against cooperators, because discriminators are punished for having punished the (ever-increasing) number of defectors. Thus, when error is low enough, cooperators do better because they are not being punished for punishing defectors. But when error is high enough, enough agents cooperate mistakenly with defectors that they perform the best. Nowhere, however, do discriminators outperform all others (Figure 11).

3.2.1 PAYOFFS

In this section we will calculate precise payoffs, showing that at the very point that discriminators begin to outperform cooperators, defectors begin to outperform discriminators.

Due to meta-signaling, probabilities p_x^{aby} now depend on language, but as we've shown, conforming-language agents will outperform all others, so we will restrict our attention to them. We calculate p_1^{c01} , for instance, by splitting into cases. If the score was determined by the agent's signaling (this scenario

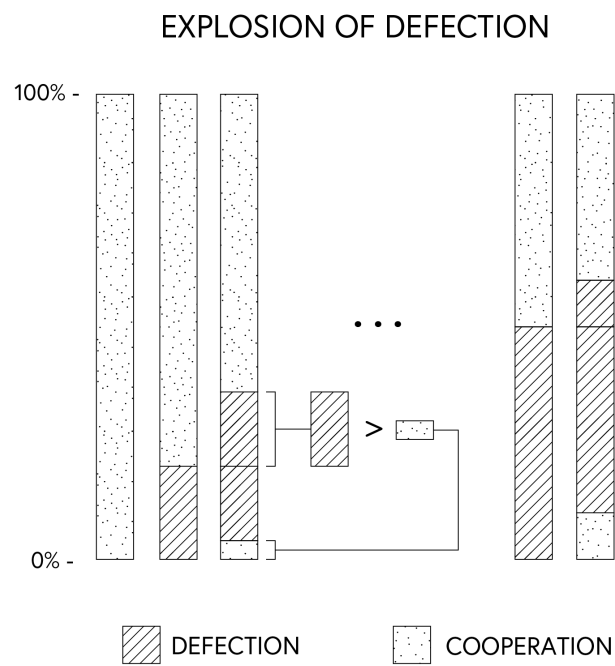


Figure 10.: Whenever the share of cooperation is greater than $\frac{1}{2}$, the share of erroneous defections will be higher than the share of erroneous cooperations, thus converging to an equilibrium value of $\frac{1}{2}$

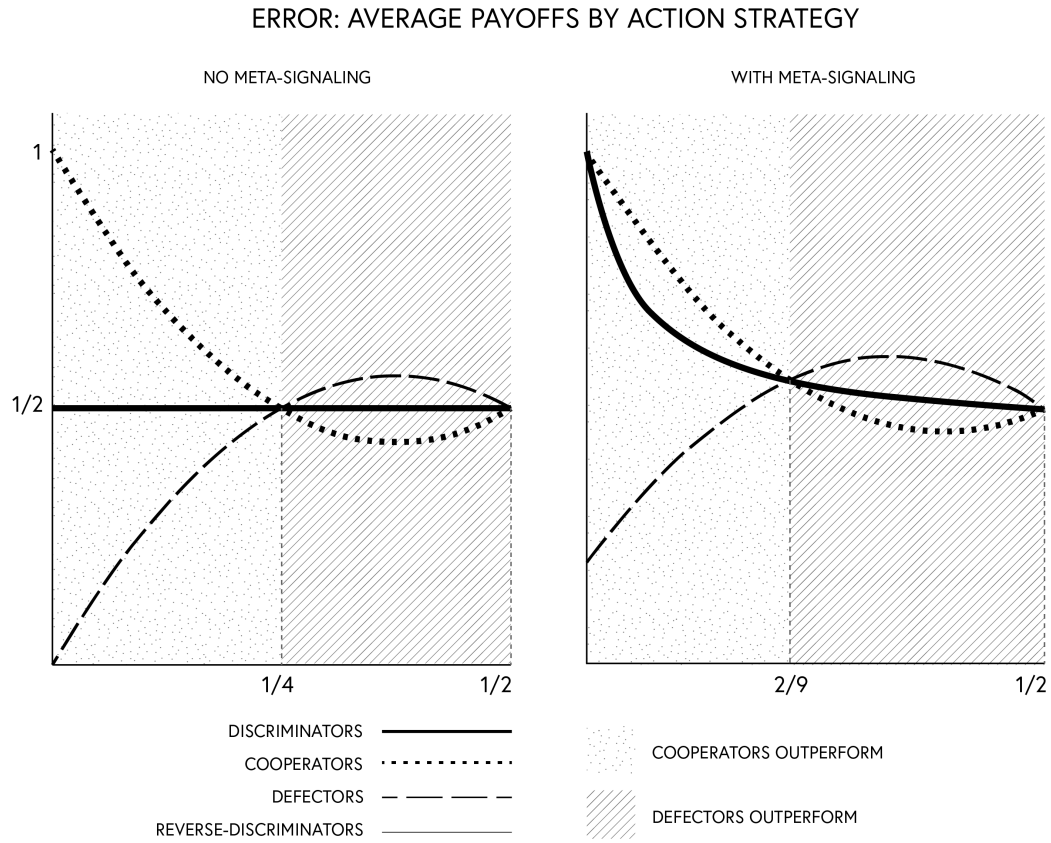


Figure 11.: Payoffs of different agent types with error, $\beta = 2, \gamma = 1, p = 0.1$

has probability p), it will be a 1, since the signal conforms. On the other hand, if it was determined by the agent's action, it will be a 1 with probability $(1 - \epsilon)$, since cc agents defect only with probability ϵ . This gives us $p_1^{cc01} = p + (1 - p)(1 - \epsilon)$. Similar reasoning gives

$$p_1^{cc01} = p + (1 - p)(1 - \epsilon) \quad (5)$$

$$p_1^{dd01} = p + (1 - p)\epsilon \quad (6)$$

Let us then find the equilibrium level of p_x^{dc01} (analogous to the iterative process in figure 10). Suppose that p_1^k is the probability that a dc01 agent will have score 1 on the k th round. Then for the $(k + 1)$ th round we get

$$p_1^{k+1} = p + (1 - p)((1 - \epsilon)p_1^k + \epsilon(1 - p_1^k)) \quad (7)$$

Where the first term is for the scenario in which the agent is scored according to their (conforming) signal, and the remaining “clump” deals with the scenario where agents are scored according to their action. The first term in this clump is the scenario where the agent employs their default action with the agent whose score is 1, and the second is the scenario in which the agent deviates from their default action with an agent whose score is 0.

Solving for the equilibrium level (by setting $p_1^{k+1} = p_1^k$, we get

$$p_1^{dc01} = \frac{p + \epsilon - p\epsilon}{p + 2\epsilon - 2p\epsilon}. \quad (8)$$

Of note here is that when $p = 0$, $p_1^{dc01} = 1/2$, which leads to the 50-50 cooperation rate described in subsection 3.2. In general, the equilibrium cooperation level t can be calculated from this, too:

$$\begin{aligned} t &= (1 - \epsilon)p_1^{dc01} + \epsilon(1 - p_1^{dc01}) \\ &= \frac{p + \epsilon - 2p\epsilon}{p + 2\epsilon - 2p\epsilon} \end{aligned} \quad (9)$$

The first term on the first line corresponds to cooperating with 1-agents, and the second term corresponds to accidentally cooperating with a 0-agent. This equilibrium cooperation level gets significantly perturbed from $1/2$ when $p > 0$; for instance, for $p = 1/10$ and $\epsilon = 1/20$, the equilibrium is 0.737.

Using these probabilities, the stochastic payoffs from equation 28, and equation 26, we calculate the payoffs for each strategy, along with their intersection points in Appendix B.2.2, obtaining

$$\mathbb{P}_1(dd01, dc01) > \mathbb{P}_1(dc01, dc01) \text{ when } \frac{\beta - \gamma - \beta p}{2\beta(1 - p)} < \epsilon < \frac{1}{2} \quad (10)$$

and

$$\mathbb{P}_1(cc01, dc01) > \mathbb{P}_1(dc01, dc01) \text{ when } \epsilon < \frac{\beta - \gamma - \beta p}{2\beta(1 - p)} < \text{ and } \frac{1}{2} < \epsilon \quad (11)$$

Thus, for any given value of ϵ , either dd01 or cc01 will invade.

3.3 PERVERSE NORMS AND STERN JUDGING

This last issue points to the last instability: perverse norms. Those who maintain cooperation by punishing those who fail to cooperate get punished themselves. This makes punishment costly when it *need not be*.

Our last modification to the model, then, is to adjust the signaling strategies so that they could encode norms that *align with* the discriminator action strategy at equilibrium. We do this by distinguishing between four, rather than two, possible scenarios: cooperation with a cooperator, cooperation with a defector, defection with a cooperator, and defection with a defector. For each scenario, agents score their partners with either a 0 or 1, producing sixteen possible signal strategies, a superset of the four that existed previously.

The stern judging norm does not punish defection against defectors—in fact, it punishes cooperation with defectors (see Table 5). Because the dc agent always has the “correct” default action in this world, a dc agent will only ever receive a score of 0 when they deviate from their default strategies, which happens with probability ϵ . And since agents cooperate with those with score 1 with probability $1 - \epsilon$, we get that the equilibrium share of defection is $2\epsilon - 2\epsilon^2$, much lower than the $\frac{1}{2}$ we had before (assuming $\epsilon \neq \frac{1}{2}$, that is, that strategies are not a coin flip).

Input	1c	1d	0c	0d
Output	1	0	0	1

Table 5.: **Stern Judging (1001) strategy** The string represents how the signaler responds to various different scenarios (where 1c is “cooperation with an agent with score 1”)

On top of leading to relatively higher cooperation levels, the stern judging norm also portends that discriminators will outperform other strategies, because, whenever they do not err, their actions will garner cooperation from others. And, indeed, this turns out to be true. For reasonably small (but nonzero) error, no action strategy can invade the stern-judging discriminator. In fact, not even a coalition can do so, because this strategy is *strongly* stable (Figure 12).

Furthermore, as we’ve argued before, all non-conforming communication systems do worse when there is error (the same proof we used for the dc01 world goes through in the dc1001 world). So non-conforming discriminators cannot invade, either, creating a *strongly* stable state of effective communication and high cooperation.

3.3.1 PAYOFFS

Using our payoff calculations in the Appendix B.3.2, we calculated intersection points of the payoff functions as follows (where $\mathbb{P}_q(\cdot)$ is now shorthand for $\mathbb{P}_{dc1001,q}(\cdot)$)

$$\mathbb{P}_1(dd1001, dc1001) > \mathbb{P}_1(dc, dc1001) \text{ when } \frac{\beta - \gamma - \beta p}{2\beta(1 - p)} < \epsilon < \frac{1}{2}, \quad (12)$$

ALIGNED SIGNALS: AVERAGE PAYOFFS BY ACTION STRATEGY

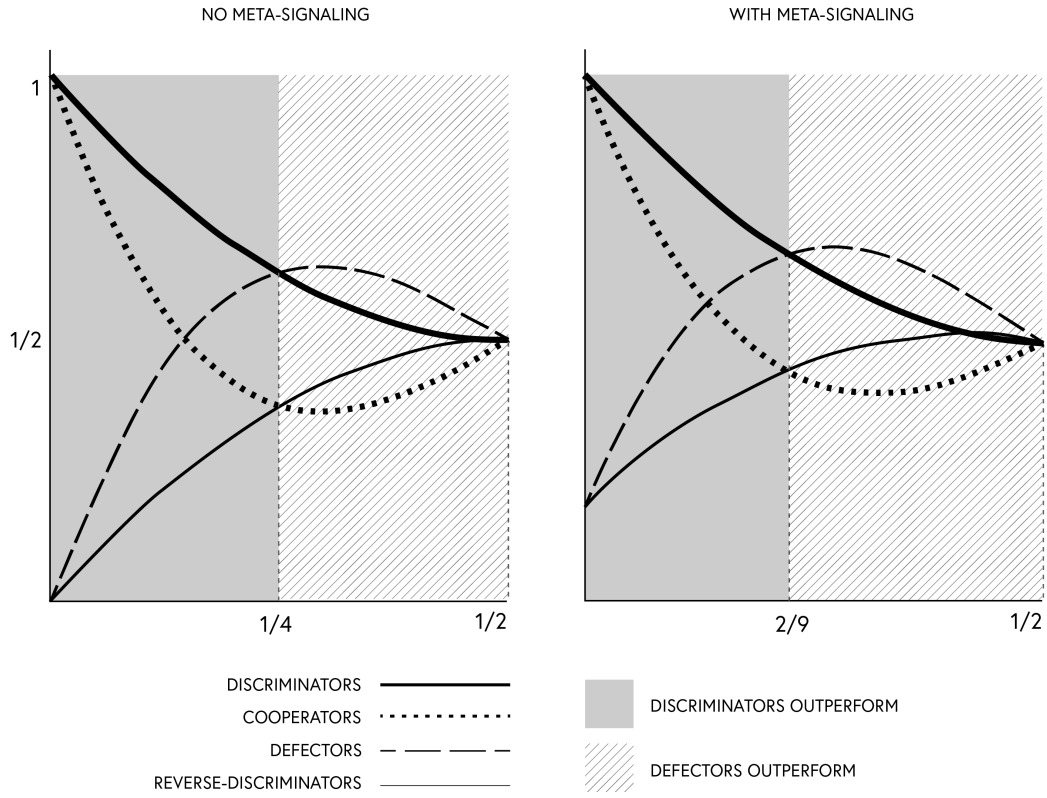


Figure 12.: Payoffs of different agent types with stern-judging signaling (and error), $\beta = 2$, $\gamma = 1$, $p = 0.1$

$$\mathbb{P}_1(\text{cc1001}, \text{dc1001}) > \mathbb{P}_1(\text{dc}, \text{dc1001}) \text{ when } \frac{1}{2} < \epsilon < \frac{\beta + \gamma - \beta p}{2\beta(1-p)}, \quad (13)$$

and

$$\mathbb{P}_1(\text{cd1001}, \text{dc1001}) \leq \mathbb{P}_1(\text{dc}, \text{dc1001}) \text{ when } \frac{\beta - \gamma - \beta p}{2(\beta - \gamma)(1-p)} < \epsilon < \frac{1}{2}, \quad (14)$$

So the only two strategies that can outperform *dc* when $\epsilon < \frac{1}{2}$ are *dd* and *cd*. But we notice that in the interval that we are concerned with, where $\beta > \gamma > 0$,

$$\frac{\beta - \gamma - \beta p}{2\beta(1-p)} < \frac{\beta - \gamma - \beta p}{2(\beta - \gamma)(1-p)}, \quad (15)$$

since the denominator of the latter is smaller ($\beta > \beta - \gamma > 0$). So the interval on which *cd* outperforms *dc* is a subset of the interval for *dd*. Thus we focus on *dd*. How small must p be so that there is an interval where *dc* outperforms all the others? We need that $p < (\beta - \gamma)/\beta$. If this holds, there will be an interval,

$$0 < \epsilon < \frac{\beta - \gamma - \beta p}{2\beta(1-p)}, \quad (16)$$

(e.g., for $\beta = 3$, $\gamma = 2$, and $p < 1/10$, the interval is $0 < \epsilon < 0.129$ which *dc* outperforms all defectors, cooperators, reverse discriminators, and non-conforming communicators, satisfying the first, stronger condition for stability.

4 DISCUSSION

Our objective was to find conditions under which communication and cooperation could remain stable, without assuming that any exogenous machinery was doing the work for us. The three conditions that together are sufficient for a stable cooperative-communicative regime each create selective pressure in favor of the the dominant strategy:

1. *Meta-signaling* reward conforming signaling strategies
2. *Error* ensures that all components of the genome (both signal and action) will find expression at least some of the time.
3. *Aligned norms* reward conforming action strategies

Thus, each of the three mechanisms adds stabilizing pressure to a different component of the genome—and, each of these mechanisms provides important insights into what might be necessary for the emergence of a communication system. We will first examine these three stabilizers in more detail, and then go on to analyze the resulting equilibrium and its downstream consequences.

4.1 THE THREE STABILIZERS

4.1.1 META-SIGNALING

Communication systems are of course are not confined simply to the cooperator/defector dichotomy. With that said, the concept of meta-signaling makes it clear *why* it makes sense to focus here. Research

suggests that there must be some kind of pressure on the signaler for a uniform communication system to emerge [Oliphant, 1996]. Of course, even if there is no intrinsic cost to signaling untruthfully, then there remains the possibility that benefits and costs could be allocated differentially to truth-tellers and deceivers. But this is analogous to the way altruism generally becomes stable: that somehow, whether through kin altruism, reciprocity, indirect reciprocity, punishment, or even group selection, benefits and costs are allocated so that altruists accrue a disproportionate quantity of the benefits. And because the machinery for such differential allocation *is already present* for stabilizing cooperation, it makes sense for it to have been co-opted for the purposes of communication. Meta-signaling co-opts the indirect reciprocity mechanism for the purposes of maintaining the communication system, but one can equally imagine a co-optation of other mechanisms, such as reciprocity and punishment for the same purpose.

The *way* that meta-signaling accomplishes this co-optation is also vital. It is through “slippage” between the concepts of defection and cooperation, on the one hand, and deception and truthfulness, on the other. This kind of slippage is central to human cognition [Hofstadter, 1995]; in fact, such slippage has already occurred to define the concept of “cooperation” in the first place. Cooperation can take many forms—donating to charity, maintaining irrigation ditches, participating in a group hunt, going to war—which all share the property of producing a benefit to the group at a potential individual cost. An analogy between these disparate actions leads to the concept of cooperation. Honesty, especially in the domain of reputation, has a similar character. So the subsumption of truth-telling under the umbrella of cooperation is not so different from the subsumption of any of the other instances of cooperation.

Meta-signaling helps point at why analogy-making is so powerful. We humans build mechanisms that do a lot of heavy lifting: tool-making technologies, and yes, reputation systems to enforce cooperation. When we can co-opt existing systems to perform analogous tasks [Villani et al., 2007], we save ourselves the effort of both *building* and *maintaining* a separate system. But here, something extra special is happening. The innovation was not simply horizontal—repurposing a technology for an analogous purpose—but vertical—repurposing a technology for the analogous purpose *of maintaining itself*. The slippage not only allows the system to perform a new task, but it also keeps it functioning at performing its old task. This vertical co-optation: tools used for tool-making, compilers written in the very programming languages that they compile, is not confined to this particular instance, and seems to be at the root of leaps in complexity [Hofstadter, 1979].

4.1.2 ERROR

Error plays a vital role for two reasons. First, it pushes the system to an equilibrium that *does not* depend on initial conditions; and, second, it keeps the possibility space open, ensuring that all genes, at least sometimes, find expression.

When there is no error, “sticking” (Figure 4 states remain exactly at the level of cooperation they started with. This lacks realism, of course, especially when deviations are likely to be in one direction over another (as will be the case if everyone is cooperating, since deviations can only be in the direction of defection). But the disturbance that error causes, in the end, creates regularity: in our case, no matter what level of cooperation the system starts at, it will converge to the same percentage of cooperation in the end.

Error also has the advantage of keeping the “environment” varied. As social beings, much of our

relevant environment consists of interactions with other people, and as a result, the adaptations we possess often deal with navigating social situations. But a homogeneous population creates homogeneous social situations and correspondingly brittle social adaptations. In this case, when we live in a completely homogeneous environment of cooperators, absent is the selection pressure to maintain defense mechanisms against defectors. Similarly, any kind of homogeneity can lead to the atrophy of our ability to deal with deviant behavior. This homogeneity problem is the reason that *tit-for-tat* fails to be evolutionarily stable—*tit-for-taters* look like unconditional cooperators when interacting with each other, so cooperative (but nonconforming) strategies are indistinguishable, and can invade by drift. In our model, error, by introducing heterogeneity, provides the pressure needed to maintain defense mechanisms against potential invading strategies.

4.1.3 NORMS IN COMMUNICATION

We can see in this model how communication naturally takes on a moral character. In the initial case, the simple morality “*defection is bad, cooperation is good*” had a one-to-one correspondence between factual states of the world (cooperate/defect) and moral states (good/bad). This gets lost in the more complex set of norms we introduced in section 3.3.1. Here, “good” could mean cooperation with a cooperator, it could mean cooperation with someone who defected against a cooperator, it could mean defection with a someone who cooperated with someone who cooperated with a defector...

An infinite number of states like this collapse into “good” and “bad.” And this is the power of morality in communication: it collapses infinite factual information into digestible chunks. Agents need not know the infinite chain of who cooperated with which defectors and whether they defected against cooperators; they need only know two things: (1) what their partner did (cooperate or defect) and (2) whether that was against someone with a “good” or “bad” reputation. When Henrich objected to Boyd’s recursive strategy [Henrich, 2004, Boyd and Richerson, 1992], he objected to agents having to track an infinite chain of possible transgressions—but moral communication solves this issue, by collapsing that infinite chain at the second step.

In this model, then, norms are embedded in the communication system. This, however, comes with danger—if different signalers have different ways of determining who is “good” and “bad,” they can confuse everyone else. And this leads to a different type of analysis than has been conducted previously. When dealing with norms and cooperation, one can ask three questions

1. Does a given norm lead to high levels of cooperation?
2. Is that norm stable against other norms?
3. Is that norm stable against other norms *when embedded in a communication system*?

Clearly the first question is of a different class than the next two. But even questions 2 and 3 deal with profoundly different dynamics. In the scenario 2, someone following different norms acts according to their private rule that deviates from the prevailing norm, but otherwise minds their own business. In scenario 3, however, someone subscribing to different norms “pollutes” *everyone else’s* reputation information with their own normative judgment, thus impacting not only their actions but the actions of others. This can lead to domino effects that do not exist in case 2, which will therefore lead to different equilibria [Yamamoto et al., 2017]. It is all the more significant, therefore, that the stern judging strategy norm was stable in our model.

4.2 THE EQUILIBRIUM

In the direct reciprocity case, *tit-for-tat* is only collectively stable; that is, it performs at least as well as any other strategy when it is dominant. This is a very weak form of stability. Here, we're at the opposite extreme: discriminating stern-judgers, under the conditions we laid out, perform *strictly better* than any other strategy when error is low enough. This is even stronger than what is required for standard evolutionary stability, which allows potential invaders to do as well as the dominant strain as long as their multiplication is self-defeating [Maynard Smith and Price, 1973].

In our model, we consider all the possible pure (but error-prone) strategies that take into account a certain restricted set of information: in the case of the action strategy, the partner's score, and in the case of the signaling strategy, the actor's action and the score of their partner. With that said, in the direct reciprocity case, strategies are allowed to take into account *the full history* of cooperation and defection between two partners, allowing a much broader variety. So *tit for tat* must defend against many more possible invaders (and, as proven by Boyd and Lorberbaum, they can't possibly defend against all of them [Boyd and Lorberbaum, 1987]).

The constraints on the information available for the strategies make sense, however, in the context of indirect reciprocity, because indirect reciprocity is most important in interactions with people one has not interacted with before. Thus, much less information will be available about one's partner than in the case of direct reciprocity, where partners share a long history together.

It is also important to note the equilibrium we found is not the only stable point in the system. Trivially, there is the symmetrical reverse-discriminator strategy that would clearly also be stable (cd0110, the same strategy but considers 0 to mean "good" and 1 to mean "bad"). This stable point is a non-issue because it is similarly cooperative and communicative. But if there were stable states with defection, even weak group selection could lead to the propagation of the cooperative equilibrium. Usually, group selection is under intense time pressure, as it must quickly kill off groups that descend into defection, as will be their tendency when left at the mercy of intra-group forces. This, however, is *not* the case here, as the intra-group forces we laid out produce a cooperative equilibrium that does not have a tendency to descend into defection—so group selection need only *select*, rather than *maintain*, the cooperative equilibrium [Henrich, 2004].

4.3 IMPLICATIONS FOR HUMAN COMMUNICATION

We have demonstrated a mechanism for the social enforcement of truthful communication, but there are constraints we place on our strategy set that make it easier for the social enforcement mechanism to function: for instance, signalers cannot adjust their signaling strategy based on whether they are being observed. This, however, is not as great a problem as it might seem. While it is true that in this model, there is sometimes an absence of pressure to signal in a conforming fashion, there is never any positive pressure for an individual to signal in a non-conforming fashion—there is no benefit to smearing or praising untruthfully, because it is not the reputation of others, but one's own reputation, that determines one's fitness. Thus, even if an agent *could* signal differentially based on whether they were being observed, if they even entertained any minute probability of being caught, they would always signal in a conforming fashion.

There are a number of important advantages to social enforcement:

1. It allows for greater flexibility in the determination of costs. This allows the minimum of the

cost function to be at the “truthful” signal for every interaction. It also allows for more complex, combinatorial communication systems (where meaning is determined as a function of a set of symbols, rather than having a straightforward symbol-to-world-state mapping [Lachmann et al., 2001]), because costs can be differentially determined on the level of a statement, rather than, say, associating each symbol with a cost. This kind of flexibility would be unlikely if costs were determined physiologically, for instance. [Lachmann et al., 2001]

2. It has stability benefits. When costs of signals are determined physiologically, there is selection pressure on the signaler to evolve ways of producing (perhaps untruthful) signals in a cheaper fashion. But in the social enforcement case, costs are determined by recipients, and therefore, they are less likely to be destabilized by natural selection [Lachmann et al., 2001]. This is not to say that they are completely immune to such disturbance, however—one could imagine that signalers might evolve ways to evade social enforcement, by making their deceitful signals harder to verify (for instance, as suggested above, learning to signal untruthfully when no one is watching).

4.4 THE UBIQUITY OF REPUTATION

Reputation—and, therefore, the communication system that underlies it—is vital for all kinds of decision-making. In indirect reciprocity, it provides an indicator of who to cooperate with. In third party punishment, reputation would likely be necessary for the third party to know who to punish [Boyd et al., 2010]. And for cooperation to function as a costly signal for mate quality or alliance potential [Gintis et al., 2001], there must be some kind of reputation mechanism that propagates information about who is cooperating—unless every cooperative act is observed directly by the entire group, which is unlikely for all but the most grandiose displays of generosity.

4.5 CONCLUSIONS

Human relationships are not, and cannot, be reduced to pairwise interactions. Instead, we are submerged in a tangle of observation and judgment, where people form opinions and base decisions on interactions they are not involved with. And since it is simply impossible to observe all interactions to which one is a third party, communication must play a vital role in virtually every decision we make.

As institutions, legal systems, and governments develop, the role of the third party, and therefore, communication, only increases.

It is therefore vital to understand how a communication system maintaining all of this social information could possibly be stable. Here we found three conditions—meta-signaling, error, stern judging norms—of stability for a simple binary-valued communication system.

There are a number of directions to pursue in further work.

1. *Alternative equilibria* - We’ve found an equilibrium point, but we’ve not scoured the full space for other potential equilibria. Knowing more about the full set of equilibria, in addition to the basins of attraction of each, will shed light on how likely a society is to attain the equilibrium we’ve identified.

2. *Additional strategies* - mixed strategies might be analyzed, in addition to strategies that take into account information beyond the score of one's partner (one's own score, for instance, might be relevant [Nowak and Sigmund, 1998])
3. *Elaborate communication* - we analyzed a basic language where every world state maps to a symbol (and a binary one, at that), but human language is much more complex and involves combining symbols to create meaning. This type of combinatorial communication lacks some of the stability properties of more basic communication and therefore needs to be analyzed further [Lachmann and Bergstrom, 2004]

ACKNOWLEDGMENTS

We would like to thank Hajime Shima, John Miller, Melanie Mitchell, and Helena Miton for helping to originate many of the ideas present in this paper. We would also like to thank Shimon Edelman, Michael Macy, and Alex Vladimirovsky, for their thoughts, ideas, and feedback on drafts at various stages of the writing process.

FUNDING AND DISCLOSURE

We would like to thank the NSF for funding Victor Odouard (grant number 1757923) to complete a substantial portion of this research. The funder played no role in the design, execution, writing, and submission of this research. We have no conflicts of interest to disclose.

APPENDIX A STABILITY

A strategy A (e.g. dc01) is evolutionarily stable when no other strategy B can start off rare and come to dominate the population. Of course, what exactly this requires depends on many details of the model in question—the size of the population, the determination of payoffs, the dependence of payoffs on population composition, the structure of the interactions, and the quantity of interactions per generation, to name a few important characteristics.

In our world, agents of various strategies interact in an infinite series of pairwise interactions, where payoffs for any given interaction are stochastic. Furthermore, the expected payoff of an agent *does depend* on the overall composition of the population—this fact means that Maynard Smith’s conditions will not suffice.

First, therefore, let us translate the requirement that “no other strategy can invade” into a statement about the payoffs. To do this, some random variables are necessary:

1. $P(A)$ - the payoff obtained by an agent strategy A in a given round.
2. $P(A, B)$ - the payoff of strategy A *against* strategy B in a given round.
3. S - the strategy of an agent’s opponent in a given interaction, either A or B , for our purposes.

Agents reproduce at the end of a generation according to their average payoff over the course of the generation, so agents with higher average payoffs will grow as a percentage of the population. If we define $\overline{P(A)}^k$ to be the average payoff of an agent of strategy A after k rounds, we know that, due to the law of large numbers,

$$\overline{P(A)}^k \rightarrow \mathbb{P}(A) \text{ as } k, \rightarrow \infty \quad (17)$$

where $\mathbb{P}(A) := \mathbb{E}[P(A)]$. It follows from this that the agents with the highest *expected* payoffs will have the highest average payoffs at the end of the generation, and will grow in population. Knowing this, what should the criteria for evolutionary stability be?

APPENDIX A.1 CONDITIONS

Let us then consider the possibility that

$$\mathbb{P}_{A,1}(A) > \mathbb{P}_{A,1}(B), \quad (18)$$

that is, A outperforms B when the population is homogeneous of type A . Then clearly A will be stable against B , because if it starts dominant, and its agents outperform those with strategy B , the B agents will never grow in population. But there is another way the strategy can be stable. If

$$\mathbb{P}_{A,1}(A) = \mathbb{P}_{A,1}(B), \quad (19)$$

that is, A and B perform equally well when A is dominant, the population of B can still grow by random drift. So suppose we have that the population of B grows to q -fraction of the population. If it is the case that, for a range of small values $q \in (0, q_0)$, we have

$$\mathbb{P}_{A,1-q}(A) > \mathbb{P}_{A,1-q}(B), \quad (20)$$

in other words, for small values of q , A outperforms B . Thus, in this range of values, A will start to outcompete B , pushing their population back to 0, and regain its dominance. However, this might seem like a strange type of situation—why would A outperform B when the population of B is small, but fail to outperform B when the population of B is *negligibly* small?

An example would help. Suppose, for instance, that an entire population of 100 birds feeds in the morning. Then along comes a single bird that feeds in the evening. There is 100x more food in the morning, but because initially there is only one bird feeding in the evening, the single invader does as well as the morning-feeders. However, as soon as there are even just two evening-feeders, they begin to severely underperform the morning-feeders. Here we see how the returns of a strategy can quickly fall as more agents practice it. And this pattern is common in a whole class of “strategies”—arbitrage loses its profitability as more people engage in it, getting up early to catch an empty gym is no longer advantageous if everyone does it, and so forth.

So these two scenarios both define cases in which strategy A is stably dominant. If neither of them hold, however, we will have a situation where a small population of strategy B can grow, either by drift or by outperforming A , to a significant portion of the population, destabilizing A . Thus these two conditions are *necessary* and *sufficient* for stability.

APPENDIX A.2 SIMPLIFICATIONS

But we would like to express our criteria in terms of the easier-to-calculate $\mathbb{P}(A, B)$, so we calculate a general formula for $\mathbb{P}(A)$, using the law of total expectation:

$$\begin{aligned} \mathbb{P}(A) &= \mathbb{P}(A|S = A)\Pr(S = A) + \mathbb{P}(A|S = B)\Pr(S = B) \\ &= \mathbb{P}(A, A)\Pr(S = A) + \mathbb{P}(A, B)\Pr(S = B) \end{aligned} \quad (21)$$

Our first possibility for stability, in equation 18, was that in the beginning, $\mathbb{P}_{A,1}(A) > \mathbb{P}_{A,1}(B)$, so using equation 21, we obtain

$$\begin{aligned} \mathbb{P}_{A,1}(A) &> \mathbb{P}_{A,1}(B) \\ \iff \mathbb{P}_{A,1}(A, A)\Pr(A) + \mathbb{P}_{A,1}(A, B)\Pr(B) &> \mathbb{P}_{A,1}(B, A)\Pr(A) + \mathbb{P}_{A,1}(B, B)\Pr(B) \\ \iff \mathbb{P}_{A,1}(A, A) &> \mathbb{P}_{A,1}(B, B) \end{aligned} \quad (22)$$

since $\Pr(A) = 1$ and $\Pr(B) = 0$.

The second possibility, in equation 19 and 20, was that in the beginning, $\mathbb{P}_{A,1}(A) = \mathbb{P}_{A,1}(B)$ but for small $q = \Pr(B)$ we have $\mathbb{P}_{A,1-q}(A) = \mathbb{P}_{A,1-q}(B)$. Observe that, by an exactly analogous argument as Equation 22,

$$\mathbb{P}_{A,1}(A) = \mathbb{P}_{A,1}(B) \iff \mathbb{P}_{A,1}(A, A) = \mathbb{P}_{A,1}(B, B). \quad (23)$$

We can then use 22 and 23 to simplify our conditions for evolutionary stability:

1. $\mathbb{P}_{A,1}(A, A) > \mathbb{P}_{A,1}(B, B)$, **or**
2. $\mathbb{P}_{A,1}(A, A) = \mathbb{P}_{A,1}(B, B)$ and for small q , $\mathbb{P}_{A,1-q}(A) > \mathbb{P}_{A,1-q}(B)$.

It is sometimes useful to put the second clause of the second condition in terms of $\mathbb{P}(x, y)$. Using the well-mixed approximation, we can do that as follows:

$$\mathbb{P}_{A,1-q}(A) = (1 - q)\mathbb{P}_{A,1-q}(A, A) + q\mathbb{P}_{A,1-q}(A, B) \quad (24)$$

An analogous equation, of course, holds for B .

APPENDIX A.3 EQUIVALENCE

The result is a slight modification of the familiar bipartite definition of evolutionary stability due to Maynard Smith [Maynard Smith and Price, 1973]. The main difference is in the second condition—while Maynard Smith’s second condition looks similar, it is more basic, since his version assumes $P(x, y)$ is constant no matter the relative populations of the strategies.

We will now show that this definition of stability is equivalent to Maynard Smith’s in the case that $P(x, y)$ is constant.

It is clear that both the first condition and the first clause of the second condition are equivalent to Maynard Smith’s in this case (we simply drop the subscripts). As for the second clause of the second condition, under these new assumptions we can further simplify Equation ?? as follows:

$$\begin{aligned} \mathbb{P}_{A,1-q}(A) &> \mathbb{P}_{A,1-q}(B) \\ \iff (1 - q)\mathbb{P}(A, A) + q\mathbb{P}(A, B) &> (1 - q)\mathbb{P}(B, A) + q\mathbb{P}(B, B) \\ \iff \mathbb{P}(A, B) &> \mathbb{P}(B, B) \end{aligned} \quad (25)$$

where the third line comes from the fact that $\mathbb{P}(A, A) = \mathbb{P}(B, A)$ (according to the first part of the second condition).

Intuitively, since we already know that $\mathbb{P}(A, A) = \mathbb{P}(B, A)$, the only way there can be a difference is if they perform differently against B s. Thus, the only way for B to start doing *worse* than A as its population grows is for $\mathbb{P}(A, B) > \mathbb{P}(B, B)$.

APPENDIX B CALCULATING PAYOFFS

We calculate the expected payoffs of various agent types throughout the article. Here we will elaborate on how that was done.

The fundamental task is to calculate $\mathbb{P}_{A,1-q}(B)$. If we take **abxy** and **cdzw** to be general strategies, p_0^{abxy} to be the probability that an agent of type **abxy** will have score 0, and π_{ac} to be the expected payoff an agent when their strategy says to do **a** and their opponent’s strategy says to do **c**, we can write the general equation as follows:

$$\begin{aligned}
\mathbb{P}_{\text{cdzw}, 1-q}(\text{abxy}) &= \Pr(\text{abxy})\mathbb{P}_{\text{cdzw}, 1-q}(\text{abxy}, \text{abxy}) + \Pr(\text{cdzw})\mathbb{P}_{\text{cdzw}, 1-q}(\text{abxy}, \text{cdzw}) \\
&= q(p_1^{\text{abxy}} p_1^{\text{abxy}} \pi_{\text{bb}} + p_1^{\text{abxy}} p_0^{\text{abxy}} \pi_{\text{ab}} + p_0^{\text{abxy}} p_1^{\text{abxy}} \pi_{\text{ba}} + p_0^{\text{abxy}} p_0^{\text{abxy}} \pi_{\text{aa}}) + \\
&\quad (1-q)(p_1^{\text{abxy}} p_1^{\text{cdzw}} \pi_{\text{bd}} + p_1^{\text{abxy}} p_0^{\text{cdzw}} \pi_{\text{ad}} + p_0^{\text{abxy}} p_1^{\text{cdzw}} \pi_{\text{bc}} + p_0^{\text{abxy}} p_0^{\text{cdzw}} \pi_{\text{ac}}) \quad (26)
\end{aligned}$$

The well-mixed assumption lets us split the payoff into two components— q probability of meeting abxy, $(1 - q)$ probability of meeting cdzw. Now, in the no-error case, when agents follow the prescriptions of their strategies deterministically, we have that the π -values are simply the entries of the payoff matrix:

$$\begin{aligned}
\pi_{\text{cc}} &= \beta - \gamma \\
\pi_{\text{cd}} &= -\gamma \\
\pi_{\text{dc}} &= \beta \\
\pi_{\text{dd}} &= 0
\end{aligned} \tag{27}$$

But when there is error, we must account for the possibilities that agents will act contrary to their strategies:

$$\begin{aligned}
\pi_{\text{cc}} &= (\beta - \gamma)(1 - \epsilon)^2 - \gamma(1 - \epsilon)\epsilon + \beta(1 - \epsilon)\epsilon \\
\pi_{\text{cd}} &= -\gamma(1 - \epsilon)^2 + (\beta - \gamma)(1 - \epsilon)\epsilon + \beta\epsilon^2 \\
\pi_{\text{dc}} &= \beta(1 - \epsilon)^2 + (\beta - \gamma)(1 - \epsilon)\epsilon + (-\gamma)\epsilon^2 \\
\pi_{\text{dd}} &= \beta(1 - \epsilon)\epsilon + (-\gamma)(1 - \epsilon)\epsilon + (\beta - \gamma)\epsilon^2
\end{aligned} \tag{28}$$

Where each one has four terms (one of the terms is hidden), corresponding to (1) both agents follow their strategy, (2) only the ego agent follows their strategy, (3) only the partner follows their strategy, and (4) neither agent follows their strategy. One term is always 0 because one of these cases always involves two defections (which leads to a payoff of 0).

The final step in calculating payoffs is to calculate the probabilities that particular agents will have a particular score (for instance, p_0^{abxy}), which depend on population distributions and the version of the model we are discussing. Once we have those, however, we can simply plug into equation 26 to find the payoff of any strategy.

APPENDIX B.1 BASIC MODEL

We show for which strategies dc01 satisfies the first stability condition in section 3. Here we will analyze the second condition, starting with the cc11 and cc01 strategies, since they are straightforward. No matter what fraction q of the agents are of type cc-1, we can deduce that the world is fully cooperative, and all agents will have score 1 (the cc agents all cooperate, and all agents score everyone with 1s, meaning the dc agents will all cooperate). So every interaction will involve both agents cooperating and we conclude that

$$\begin{aligned}\mathbb{P}_{1-q}(\text{dc01}) &= (1-q)(\beta - \gamma) + q(\beta - \gamma) = \beta - \gamma \\ \mathbb{P}_{1-q}(\text{cc-1}) &= (1-q)(\beta - \gamma) + q(\beta - \gamma) = \beta - \gamma\end{aligned}\tag{29}$$

So these strategies can invade.

Now we examine the more interesting cases of cc00 and cc10. For these strategies, the complication is that they introduce 0-scores into the population. For cc00, let us define p_0^k as the percentage of dc01 agents a score of 0 at the end k th round, when cc00 agents make up q -fraction of the population.

Now, to calculate this quantity, we see that there are two cases. Either our agent interacted with a dc01 agent, with probability $(1-q)$, or they interacted with a cc00 agent, with probability q . Now, if they interact with a dc01 agent, with probability p_0^{k-1} , that other agent will have score 0, in which case our agent will defect, and in turn receive a score of 0. Otherwise, if they interact with a cc00 agent, they will get a 0 no matter what. This gives

$$p_0^k = (1-q)(p_0^{k-1}) + q,\tag{30}$$

which has a fixed point of $p_0^k = 1$. So in the limit, we obtain that $p_0^{\text{dc01}} \rightarrow 1$. Now, for the cc00 agents, they will receive a 0-score against other cc00 agents and a 1-score against dc01 agents. So $p_0^{\text{cc00}} = q$. So we can calculate the expected payoffs for each agent type, which are

$$\begin{aligned}\mathbb{P}_{1-q}(\text{dc01}) &= (1-q)(0) + q(1-q)(\beta - \gamma) + q^2(\beta) \\ \mathbb{P}_{1-q}(\text{cc00}) &= (1-q)(1-q)(\beta - \gamma) + (1-q)q(-\gamma) + q(\beta - \gamma)\end{aligned}\tag{31}$$

For what values of q , then, does the payoff for cc00 exceed that of dc01? Well, if we take a tiny value of q (not zero, however, since in the 0 case our calculations for p_0^{dc01} do not apply) then we see that the $(1-q)$ term dominates for dc01 and the $(1-q)^2$ term dominates for cc00. So we have $P_{\mu}^{1-q}(\text{cc00}) \approx \beta - \gamma > 0 \approx P_{\mu}^{1-q}(\text{dc01})$. And this is true for a range of small q -values, so it is *not* true that for a range of q -values near 0, dc01 outperforms cc00, and cc00 invades.

Now we examine the cc10 case. Here, in any given interaction, the cc10 agent will either meet another cc10 with probability q , or a dc01 with probability $1-q$. Thus, since cc10 agents always cooperate, with probability q they will be scored 0, and with probability $(1-q)$, they will be scored 1. So $p_0^{\text{cc10}} = q$.

Now, what of the dc01 agents? We have that

$$p_0^k = (1-q)p_0^{k-1} + q(1-q)\tag{32}$$

That is, in the scenario where a dc01 agent meets another dc01, the only way for them to receive a 0 is if they defect, and they will only defect if their partner had a score of 0. So with probability p_0^{k-1} , they will receive a 0. On the other hand, in the scenario where a dc01 agent meets a cc10 agent, the only way for them to receive a 0 is if they cooperate, which they will only do if the cc10 agent has a 1. This has probability $(1-q)$, from what we argued above. Solving for the fixed point of this series we get $p_0^{\text{dc01}} \rightarrow (1-q)$.

Now knowing all this information, we can calculate the expected payoffs of each agent type:

$$\begin{aligned}
\mathbb{P}_{1-q}(\text{dc01}) &= (1-q)[q^2(\beta - \gamma) + q(1-q)(-\gamma) + q(1-q)\beta] + q[(1-q)(\beta - \gamma) + q\beta] \\
\mathbb{P}_{1-q}(\text{cc10}) &= (1-q)[(1-q)(\beta - \gamma) + q(-\gamma)] + q(\beta - \gamma)
\end{aligned} \tag{33}$$

Now, as before, we find that when q is infinitesimally close to 0, the payoff for the dc01 agents will be 0, and the payoff for the cc10 agents will be $(\beta - \gamma)$. Therefore, again, there is no range of small values for which dc01 outperforms cc10, and cc10 invades.

APPENDIX B.2 ERROR

APPENDIX B.2.1 NO META-SIGNALING

Returning to Equation 26, we can calculate the expected payoffs in the error-prone case without meta-signaling using the stochastic values of π presented in Equation 28. Plugging in, we obtain

$$\mathbb{P}_1(\text{dd}, \text{dc01}) = (2\beta(1 - \epsilon) - \gamma)\epsilon \tag{34}$$

$$\mathbb{P}_1(\text{dc}, \text{dc01}) = \frac{1}{2}(\beta - \gamma) \tag{35}$$

$$\mathbb{P}_1(\text{cc}, \text{dc01}) = \beta(1 - 2\epsilon + 2\epsilon^2) - \gamma(1 - \epsilon) \tag{36}$$

where, if $\epsilon = 0$, the first and last simplify down to $\beta - \gamma$ and 0, respectively, as would be expected, since the former should equal the payoff of double-defection, and the latter, the payoff of double-cooperation (this doesn't work for $P_1(\text{dc}, \text{dc01})$, since for this case there is a discontinuity at 0). Then, solving for their points of intersection, we obtain that

$$\mathbb{P}_1(\text{dd}, \text{dc01}) > P_1(\text{dc01}, \text{dc01}) \text{ when } \frac{\beta - \gamma}{2\beta} < \epsilon < \frac{1}{2} \tag{37}$$

and

$$\mathbb{P}_1(\text{cc}, \text{dc01}) > P_1(\text{dc01}, \text{dc01}) \text{ when } \epsilon < \frac{\beta - \gamma}{2\beta} \text{ and } \frac{1}{2} < \epsilon \tag{38}$$

So the dc01 strategy never outperforms both of the others at the same time.

APPENDIX B.2.2 WITH META-SIGNALING

Now, using Equation 26, the values of π in equation 28, and the p -values we calculated in section 3.2.1, we obtain

$$\mathbb{P}_1(\text{dd01}, \text{dc01}) = -\gamma\epsilon + (-1 + \epsilon)(-2\epsilon + p(-1 + 2\epsilon)) \tag{39}$$

$$\mathbb{P}_1(\text{dc01}, \text{dc01}) = \frac{(\beta - \gamma)(-\epsilon + p(-1 + 2\epsilon))}{-2\epsilon + p(-1 + 2\epsilon)} \tag{40}$$

$$\mathbb{P}_1(\text{cc01}, \text{dc01}) = \beta + \gamma(-1 + \epsilon) + \beta(-2 + p)\epsilon - 2\beta(-1 + p)\epsilon^2 \tag{41}$$

By looking at the intersections of these, we obtain that

$$\mathbb{P}_1(\text{dd01}, \text{dc01}) > \mathbb{P}_1(\text{dc01}, \text{dc01}) \text{ when } \frac{\beta - \gamma - \beta p}{2\beta(1-p)} < \epsilon < \frac{1}{2} \quad (42)$$

and

$$\mathbb{P}_1(\text{cc01}, \text{dc01}) > \mathbb{P}_1(\text{cc01}, \text{dc01}) \text{ when } \epsilon < \frac{\beta - \gamma - \beta p}{2\beta(1-p)} < \text{ and } \frac{1}{2} < \epsilon \quad (43)$$

Thus, for any given value of ϵ , either dd01 or cc01 will invade.

APPENDIX B.3 ALIGNED SIGNALING

APPENDIX B.3.1 NO META-SIGNALING

We begin by finding p_x^{dc1001} , which will not depend on their language since there is no meta-signaling yet. Because the dc1001 strategy always prescribes the “right” action (that is, the action that garners a score of 1 from other dc1001 agents), they will only ever receive a score of 0 when they deviate from their default strategies, which happens with probability ϵ . So from this we can conclude that

$$p_1^{\text{dc}} = 1 - \epsilon \quad (44)$$

In contrast to the dc agents, the cd strategy always prescribes the wrong strategy (the one that garners a 0 score from dc1001 agents). So for them, we have the mirror image situation, $p_1^{\text{cd}} = \epsilon$.

Now we calculate the other quantities, p_1^{cc} and p_1^{dd} , given what we know so far. Cooperators do the “right” thing with 1-agents and the “wrong” thing with 0-agents, so we have that

$$\begin{aligned} p_1^{\text{cc}} &= (1 - \epsilon)p_1^{\text{dc}} + \epsilon p_0^{\text{dc}} \\ &= 1 - 2\epsilon(1 - \epsilon) \end{aligned} \quad (45)$$

So as long as $(1 - \epsilon) > \frac{1}{2}$, cooperators are less likely than discriminators to be scored favorably—another good sign for the discriminators, because we recall that in the simple error case the reverse was true. Similarly for p_1^{dd} , we obtain that

$$\begin{aligned} p_1^{\text{dd}} &= (1 - \epsilon)p_0^{\text{dc}} + \epsilon p_1^{\text{dc}} \\ &= 2\epsilon(1 - \epsilon) \end{aligned} \quad (46)$$

Thus, as long as $\epsilon < \frac{1}{2}$, defectors are less likely than discriminators to be receive a score of 1. This gives us all the information we need to calculate the expected payoffs of each type, using equations 26 and 28:

$$\mathbb{P}_1(\text{dc}, \text{dc1001}) = (1 - 2\epsilon + 2\epsilon^2)(\beta - \gamma) \quad (47)$$

$$\mathbb{P}_1(\text{cc}, \text{dc1001}) = (1 - \epsilon)(\beta - \gamma - 2\beta\epsilon + 4\beta\epsilon^2) \quad (48)$$

$$\mathbb{P}_1(\text{cd}, \text{dc1001}) = 2\epsilon(1 - \epsilon)(\beta - \gamma) \quad (49)$$

$$\mathbb{P}_1(\text{dd}, \text{dc1001}) = \epsilon(\beta(3 - 6\epsilon + 4\epsilon^2) - \gamma) \quad (50)$$

And comparing all these quantities we obtain that

$$\mathbb{P}_1(\text{dd}, \text{dc1001}) > \mathbb{P}_1(\text{dc}, \text{dc1001}) \text{ when } \frac{\beta - \gamma}{2\beta} < \epsilon < \frac{1}{2}, \quad (51)$$

$$\mathbb{P}_1(\text{cc}, \text{dc1001}) > \mathbb{P}_1(\text{dc}, \text{dc01}) \text{ when } \frac{1}{2} < \epsilon < \frac{\beta + \gamma}{2\beta}, \quad (52)$$

and

$$\mathbb{P}_1(\text{cd}, \text{dc1001}) \leq \mathbb{P}_1(\text{dc}, \text{dc1001}) \quad (53)$$

APPENDIX B.3.2 WITH META-SIGNALING

Let us calculate p_1^{dc} (where the signaling strategy is implied to the conforming one). First, we split our calculation into two scenarios: the one in which the score is given based on action (probability $1 - p$), and the one in which the score is given based on signal (probability p). In the first case, we see that the agent conforms with probability $1 - \epsilon$, and in the second, the agent conforms with probability 1. So we get that

$$p_1^{\text{dc}} = (1 - p)(1 - \epsilon) + p = 1 - \epsilon + p\epsilon \quad (54)$$

Then, substituting the no-meta-signaling expressions for p_x^{abxy} into the $(1 - p)$ term (from equations 45 and ??, but using the new value of p_1^{dc}) we obtain

$$p_1^{\text{cc}} = (1 - p)((1 - \epsilon)p_1^{\text{dc}} + \epsilon(1 - p_1^{\text{dc}})) + p \quad (55)$$

$$p_1^{\text{dd}} = (1 - p)(\epsilon p_1^{\text{dc}} + (1 - \epsilon)(1 - p_1^{\text{dc}})) + p \quad (56)$$

$$p_1^{\text{cd}} = (1 - p)\epsilon + p \quad (57)$$

And using our expected payoffs for each scenario, we can calculate the expected payoffs for each agent type

$$\mathbb{P}_1(\text{dc1001}, \text{dc1001}) = -(\beta - \gamma)(-1 - (-2 + p)\epsilon + 2(-1 + p)\epsilon^2) \quad (58)$$

$$\begin{aligned} \mathbb{P}_1(\text{cc1001}, \text{dc1001}) &= \gamma(-1 + \epsilon) + \beta(1 - (3 - 3p + p^2)\epsilon) \\ &\quad + 2(3 - 5p + 2p^2)\epsilon^2 - 4(-1 + p)^2\epsilon^3 \end{aligned} \quad (59)$$

$$\mathbb{P}_1(\text{cd1001}, \text{dc1001}) = \gamma\epsilon(-2 + p + 2\epsilon - 2p\epsilon) + \beta(-1 + \epsilon)(-2\epsilon + p(-1 + 2\epsilon)) \quad (60)$$

$$\begin{aligned} \mathbb{P}_1(\text{dd1001}, \text{dc1001}) &= -\gamma\epsilon + \beta(p^2(1 - 2\epsilon)^2\epsilon + \epsilon(3 - 6\epsilon + 4\epsilon^2)) \\ &\quad + p(1 - 5\epsilon + 10\epsilon^2 - 8\epsilon^3) \end{aligned} \quad (61)$$

These equations are unenlightening at first blush, but when we calculate the points of intersection, we see that they are slight p -related adjustments on what we had before.

$$\mathbb{P}_1(\text{dd}, \text{dc1001}) > P_1(\text{dc}, \text{dc1001}) \text{ when } \frac{\beta - \gamma - \beta p}{2\beta(1 - p)} < \epsilon < \frac{1}{2}, \quad (62)$$

$$\mathbb{P}_1(\text{cc}, \text{dc1001}) > P_1(\text{dc}, \text{dc1001}) \text{ when } \frac{1}{2} < \epsilon < \frac{\beta + \gamma - \beta p}{2\beta(1 - p)}, \quad (63)$$

and

$$\mathbb{P}_1(\text{cd}, \text{dc1001}) \leq P_1(\text{dc}, \text{dc1001}) \text{ when } \frac{\beta - \gamma - \beta p}{2(\beta - \gamma)(1 - p)} < \epsilon < \frac{1}{2}, \quad (64)$$

APPENDIX B.3.3 AN ADDENDUM ON CONFORMING SIGNALERS DOING BETTER

There is one additional probabilistic note to be made. While we said that performing better in expectation guarantees performing better overall in the infinite round case, this is not true once we relax this assumption. So it is worth examining where the result holds most strongly.

A language tells an agent how to signal in each of the four possible signal-action scenarios: 0d, 0c, 1d, and 1c. Depending on the world we are in, each of these signal-action scenarios has a different probability of occurring, and a language that deviates on the less-likely scenarios will perform almost as well as the conforming language. If we relax the infinite-rounds assumption, this could mean that this non-conforming language spreads by random chance.

Let us take the dc1001 world as an example. For the scenario 1c to occur, we need that the opponent has score 1 and that the ego agent does his default action. This therefore occurs with probability $p_1(1 - \epsilon) = (1 - \epsilon)^2$. Similarly, scenario 1d happens with probability $p_1\epsilon = (1 - \epsilon)\epsilon$, 0d with $p_0(1 - \epsilon) = (1 - \epsilon)\epsilon$, and 0c with probability $p_0\epsilon = \epsilon^2$. Thus, an agent whose communication bit does not conform to 0c (dc1101, in this case) is much less likely to be caught, and therefore does *almost* as well as dc1001. In finite-round models, therefore, this could be a so-called “weak spot” vulnerable to invasion by chance, especially if ϵ is very small (an epsilon value of $\frac{1}{100}$ means that the c0 scenario occurs only with probability $\frac{1}{10,000}$, for instance).

However, for the infinite round case (and the finite-round case when n is large and ϵ is not too small), this justifies restricting our attention to conforming languages.

REFERENCES

- [Alexander, 1986] Alexander, R. D. (1986). Ostracism and indirect reciprocity: the reproductive significance of humor. *Ethology and Sociobiology*, 7:253–270.
- [Axelrod, 1981] Axelrod, R. (1981). The emergence of cooperation among egoists. *The American Political Science Review*, 75(2):306–318.
- [Axelrod and Hamilton, 1981] Axelrod, R. and Hamilton, W. D. (1981). The evolution of cooperation. *Science*, 211(4489):1390–1396.
- [Bendor et al., 1991] Bendor, J., Kramer, R. M., and Stout, S. (1991). When in doubt... cooperation in a noisy prisoner’s dilemma. *Journal of Conflict Resolution*, 35(4):691–719.
- [Bicchieri, 1989] Bicchieri, C. (1989). Self refuting theories of strategic interaction: A paradox of common knowledge. *Erkenntnis*, 30:69–85.
- [Blume et al., 2001] Blume, A., DeJong, D. V., Kim, Y.-G., and Sprinkle, G. B. (2001). Evolution of communication with partial common interest. *Games and Economic Behavior*, 37:79–120.
- [Bowles et al., 2003] Bowles, S., Choi, J.-K., and Hopfensitz, A. (2003). The coevolution of individual behaviors and social institutions. *Journal of Theoretical Biology*, 223:135–147.

- [Boyd et al., 2010] Boyd, R., Gintis, H., and Bowles, S. (2010). Coordinated punishment of defectors sustains cooperation and can proliferate when rare. *Science*, 328:617–620.
- [Boyd et al., 2003] Boyd, R., Gintis, H., Bowles, S., and Richerson, P. J. (2003). The evolution of altruistic punishment. *Proceedings from the National Academy of Sciences*, 100(6):3531–3535.
- [Boyd and Lorberbaum, 1987] Boyd, R. and Lorberbaum, J. P. (1987). No pure strategy is evolutionarily stable in the iterated prisoner’s dilemma. *Nature*, 327:58–59.
- [Boyd and Richerson, 1992] Boyd, R. and Richerson, P. (1992). Punishment allows the evolution of cooperation (or anything else) in sizable groups. *Ethology and Sociobiology*, 13:171–195.
- [Boyd and Richerson, 1988] Boyd, R. and Richerson, P. J. (1988). The evolution of reciprocity in sizable groups. *Journal of Theoretical Biology*, 132:337–356.
- [Brown et al., 1982] Brown, J. S., Sanderson, M. J., and Michod, R. E. (1982). The evolution of social behavior by reciprocation. *Journal of Theoretical Biology*, 99:319–339.
- [Gintis et al., 2001] Gintis, H., Smith, E. A., and Bowles, S. (2001). Costly signaling and cooperation. *Journal of Theoretical Biology*, 213:103–119.
- [Hamilton, 1964] Hamilton, W. D. (1964). The genetical evolution of social behavior. *Journal of Theoretical Biology*, 7:1–16.
- [Henrich, 2004] Henrich, J. (2004). Cultural group selection, coevolutionary processes, and large-scale cooperation. *Journal of Economic Behavior and Organization*, 53(1):3–35.
- [Henrich and Boyd, 1998] Henrich, J. and Boyd, R. (1998). The evolution of conformist transmission and the emergence of between-group difference. *Evolution and Human Behavior*, 19:215–241.
- [Henrich and Boyd, 2001] Henrich, J. and Boyd, R. (2001). Why people punish defectors. *Journal of Theoretical Biology*, 208:79–89.
- [Henrich et al., 2001] Henrich, J., Boyd, R., Bowles, S., Camerer, C., Fehr, E., Gintis, H., and McElreath, R. (2001). In search of homo economicus. *The American Economic Review*, 91(2):73–78.
- [Henrich et al., 2006] Henrich, J., McElreath, R., Barr, A., Ensminger, J., Barrett, C., Bolyanatz, A., Cardenas, J. C., Gurven, M., Gwako, E., Henrich, N., Lesorogol, C., Marlowe, F., Tracer, D., and Ziker, J. (2006). Costly punishment across human societies. *Science*, 312(5781):1767–1770.
- [Henrich and Muthukrishna, 2021] Henrich, J. and Muthukrishna, M. (2021). The origins and psychology of cooperation. *Annual Review of Psychology*, 72:24.1–24.34.
- [Hirshleifer and Rasmusen, 1989] Hirshleifer, D. and Rasmusen, E. (1989). Cooperation in a repeated prisoners’ dilemma with ostracism. *Journal of Economic Behavior and Organization*, 12:87–106.
- [Hofstadter, 1979] Hofstadter, D. (1979). *Godel, Escher, Bach: An eternal golden braid*. Basic Books.
- [Hofstadter, 1995] Hofstadter, D. (1995). *Fluid Concepts and Creative Analogies*. Basic Books.

- [Kreps et al., 1982] Kreps, D. M., Milgrom, P., Roberts, J., and Wilson, R. (1982). Rational cooperation in the finitely repeated prisoner’s dilemma. *Journal of Economic Theory*, 27:245–252.
- [Kuhn, 2019] Kuhn, S. (2019). Prisoner’s dilemma.
- [Lachmann and Bergstrom, 2004] Lachmann, M. and Bergstrom, C. T. (2004). The disadvantage of combinatorial communication. *Proceedings from the Royal Society London*, 271:2337–2343.
- [Lachmann et al., 2001] Lachmann, M., Szamado, S., and Bergstrom, C. T. (2001). Cost and conflict in animal signals and human language. *Proceedings from the National Academy of Sciences*, 98(23):13189–13194.
- [Leimar and Hammerstein, 2000] Leimar, O. and Hammerstein, P. (2000). Evolution of cooperation through indirect reciprocity. *Proceedings from the Royal Society London*, 268:745–753.
- [Maynard Smith, 1976] Maynard Smith, J. (1976). Group selection. *The Quarterly Review of Biology*, 51(2):277–283.
- [Maynard Smith and Price, 1973] Maynard Smith, J. and Price, G. R. (1973). The logic of animal conflict. *Nature*, 246(5427):15–18.
- [McElreath et al., 2003] McElreath, R., Boyd, R., and Richerson, P. J. (2003). Shared norms and evolution of ethnic markers. *Current Anthropology*, 44(1):122–129.
- [Nowak, 2005] Nowak, M. A. (2005). Evolution of indirect reciprocity. *Nature*, 437(27):1291–1298.
- [Nowak, 2006] Nowak, M. A. (2006). Five rules for the evolution of cooperation. *Science*, 314(5805):1560–1563.
- [Nowak and Sigmund, 1998] Nowak, M. A. and Sigmund, K. (1998). Evolution of indirect reciprocity by image scoring. *Nature*, 393:573–577.
- [Odouard et al., 2021] Odouard, V. V., Smirnova, D., and Edelman, S. (2021). Polarize, catalyze, stabilize: Conscience and the evolution of cooperation. *arXiv*, (2112):11664.
- [Ohtsuki and Iwasa, 2005] Ohtsuki, H. and Iwasa, Y. (2005). The leading eight: Social norms that can maintain cooperation by indirect reciprocity. *Journal of Theoretical Biology*, 239:435–444.
- [Oliphant, 1996] Oliphant, M. (1996). The dilemma of saussurean communication. *Biosystems*, 37:31–38.
- [Pacheco et al., 2006] Pacheco, J. M., Santos, F. C., and Chalub, F. A. C. C. (2006). Stern judging: A simple, successful norm that promotes cooperation under indirect reciprocity. *PLoS Computational Biology*, 2(12):e178.
- [Panchanathan and Boyd, 2003] Panchanathan, K. and Boyd, R. (2003). A tale of two defectors: the importance of standing for the evolution of indirect reciprocity. *Journal of Theoretical Biology*, 224:115–126.

- [Queller, 1992a] Queller, D. C. (1992a). A general model for kin selection. *Evolution*, 46(2):376–380.
- [Queller, 1992b] Queller, D. C. (1992b). Quantitative genetics, inclusive fitness, and group selection. *The American Naturalist*, 139(3):540–558.
- [Robinson-Arnall, 2018] Robinson-Arnall, C. (2018). Moral talk and indirect reciprocity: direct observation enables the evolution of moral signals. *Biology and Philosophy*, 33(42).
- [Smead, 2010] Smead, R. (2010). Indirect reciprocity and the evolution of “moral signals”. *Biology and Philosophy*, 25:33–51.
- [Trivers, 1971] Trivers, R. L. (1971). The evolution of reciprocal altruism. *Quarterly Review of Biology*, 46(1):35–37.
- [Villani et al., 2007] Villani, M., Banacini, S., Ferrari, D., Serra, R., and Lane, D. (2007). An agent-based model of exaptive processes. *European Management Review*, 4:141–151.
- [Wang et al., 2012] Wang, J., Suri, S., and Watts, D. J. (2012). Cooperation and assortativity with dynamic partner updating. *PNAS*, 109(36):14363–14368.
- [Wedekind and Milinski, 2000] Wedekind, C. and Milinski, M. (2000). Cooperation through image scoring in humans. *Science*, 288(5467):850–852.
- [Yamamoto et al., 2017] Yamamoto, H., Okada, I., Uchida, S., and Sasaki, T. (2017). A norm knockout method on indirect reciprocity to reveal indispensable norms. *Nature Scientific Reports*, 7(1).
- [Young, 1998] Young, H. P. (1998). Social norms and economic welfare. *European Economic Review*, 42:821–830.