

Towards a Cleaner Document-Oriented Multilingual Crawled Corpus

Julien Abadji¹, Pedro Ortiz Suarez^{1,2}, Laurent Romary¹, Benoît Sagot¹

Inria¹, Sorbonne Université².

2 rue Simone Iff, 75012 Paris¹, 21 rue de l'École de médecine, 75006 Paris².

{julien.abadji, pedro.ortiz, laurent.romary, benoit.sagot}@inria.fr

Abstract

The need for raw large raw corpora has dramatically increased in recent years with the introduction of transfer learning and semi-supervised learning methods to Natural Language Processing. And while there have been some recent attempts to manually curate the amount of data necessary to train large language models, the main way to obtain this data is still through automatic web crawling. In this paper we take the existing multilingual web corpus OSCAR and its pipeline Ungoliant that extracts and classifies data from Common Crawl at the line level, and propose a set of improvements and automatic annotations in order to produce a new document-oriented version of OSCAR that could prove more suitable to pre-train large generative language models as well as hopefully other applications in Natural Language Processing and Digital Humanities.

Keywords: Web corpus, Language Modeling, Common Crawl

1. Introduction

The demand for large corpora has considerably increased in recent years with the advent of semi-supervised learning methods in Natural Language Processing (NLP), such as *word embeddings* (Mikolov et al., 2013; Pennington et al., 2014; Mikolov et al., 2018), *contextualized word representations* (Howard and Ruder, 2018; Peters et al., 2018; Devlin et al., 2019) and more recently *very large generative language models* like GPT-3, T5, GPT-Neo (Raffel et al., 2020; Brown et al., 2020; Black et al., 2021). While there have been some recent efforts to manually curate such corpora¹ (Gao et al., 2020), the common approach to collect large amounts of raw textual data still relies primarily on crawled web text (Ortiz Suárez et al., 2019; Ortiz Suárez et al., 2020; Xue et al., 2021; El-Kishky et al., 2020; Esplà et al., 2019; Bañón et al., 2020; Gao et al., 2020), and although some of the initial concerns of using crawled data (Trinh and Le, 2018; Radford et al., 2019) have been addressed in recent years (Ortiz Suárez et al., 2020; Martin et al., 2020) there are many concerns that still need to be tackled (Caswell et al., 2020) specially for multilingual data (Caswell et al., 2021).

In this demand for large raw textual corpora we can observe a clear back and forth in the type of data used to pre-train these models. On one hand some authors have opted for highly curated or edited data like Wikipedia such as Al-Rfou' et al. (2013) and Bojanowski et al. (2017) for static word embeddings, the 1B Word Benchmark (Chelba et al., 2014) for ELMo (Peters et al., 2018), and the BookCorpus (Zhu et al., 2015) and Wikipedia for BERT (Devlin et al., 2019). On the other hand projects like those of Pennington et al. (2014) or Grave et al. (2018) used crawled data for the pre-training of fixed word embeddings, CamemBERT

(Martin et al., 2020) a contextualized model for French successfully used only Crawled data for pre-training, and even large generative language models like T5 have used mainly crawled data successfully (Raffel et al., 2020). We can of course also see examples of projects successfully using a mix of both manually curated and automatically crawled data such as RoBERTa (Liu et al., 2019), XLNet (Yang et al., 2019) and GPT-Neo (Black et al., 2021; Gao et al., 2020). However, no matter the chosen approach to build these large corpora, there are in every case concerns that have been expressed, specially for the datasets used in very large generative language models (Bender et al., 2021), even when using manually edited resources like Wikipedia (Barera, 2020).

In this paper, that is part of the OSCAR project² or *Open Super-large Crawled Aggregated coRpus* (Ortiz Suárez et al., 2019; Ortiz Suárez et al., 2020; Abadji et al., 2021) we would like to tackle some of the existing problems with OSCAR and its pipeline *Ungoliant*³ pointed out by Caswell et al. (2020; Caswell et al. (2021), by completely shifting our language classification pipeline Ungoliant from line level classification, to document level language classification. Moreover we propose a new set of automatic annotations that we add to the document metadata after language classification and that we hope will help OSCAR users more easily determine which documents they would like to use.

The contributions of the paper are as follows:

- A new, document oriented corpus that is comparable in total size and language size distribution with OSCAR 21.09,

²<https://oscar-corpus.com>

³<https://github.com/oscar-corpus/ungoliant>

¹<https://bigscience.huggingface.co>

- A line filtering that intends to limit the integrity destruction of the documents, keeping contiguous lines and making documents human readable and exploitable as documents,
- Annotations that enable quality related filtering, enabling the query of documents meeting certain length criteria, potentially increasing the quality of data for less data hungry applications,
- A 12GB multilingual corpus,
- A deduplicated English corpus, as well as a line deduplication tool

While we are aware that this set of improvements still does not address all the concerns expressed by Caswell et al. (2021) or Bender et al. (2021). We still believe the new proposed features as well as the release of the OSCAR 22.01 will hopefully be of use to the users of the OSCAR projects, specially considering that maintaining an up-to date, manually curated, large multilingual corpus still remains a very expensive, time-consuming task.

2. Related Work

Crawled data and more specifically Common Crawl⁴ has been extensively used for pre-training language representations and large generative language models in recent years. One of the first proposed pipelines to automatically classify Common Crawl by language was that of Grave et al. (2018), it classified Common Crawl entries at line level using the FastText linear classifier (Joulin et al., 2016; Joulin et al., 2017). However, even though FastText word embeddings were released for 157 different languages (Grave et al., 2018), the data itself was never released.

Later Ortiz Suárez et al. (2019) reproduced and optimized Grave et al. (2018) pipeline and actually released the data which came to be the first version of the OSCAR corpus (now referred to as OSCAR 2019). This pipeline was then rewritten and optimized by Abadji et al. (2021) which in turn released a second version of OSCAR (referred to as OSCAR 21.09) but, other than adding the metadata and using a more recent dump of Common Crawl, it remained virtually the same as the original one proposed by Ortiz Suárez et al. (2019). All these three mentioned pipelines (Grave et al., 2018; Ortiz Suárez et al., 2019; Abadji et al., 2021) classified Common Crawl’s text at the line level, meaning that the apparent “documents” of OSCAR were actually just contiguous lines of text that were classified as being the same language. This approach preserved somehow the document integrity of monolingual entries in Common Crawl, but it completely destroyed the document integrity of multilingual entries.

Parallel to the development of OSCAR, there is also Multilingual C4 (mC4) (Xue et al., 2021) and CCNet

(Wenzek et al., 2020) both of which are also derived from Common Crawl but propose pipelines that propose a document level language classification as opposed to OSCAR’s line level classification. Both CCNet and mC4 pipelines proposed methods for filtering “undesired” data: CCNet used small language models trained on Wikipedia and based on the KenLM library (Heafield, 2011) while mC4 used a simple badword filter⁵.

3. Filtering

Previous OSCAR pipelines were line-oriented (where a line is defined as a string separated by `\n`), which meant that the highest filtering granularity were lines. Having a document-oriented corpus implies that:

- We must try to keep the document integrity, by altering it in a way that does not completely destroy its coherence.
- Operations on the document (filtering, identification, annotation) must take into account the document as a whole.

We aim to produce a corpus that is similar in size and quality to OSCAR 21.09, looking for a set of filters that limits the inclusion of short, noisy lines in documents, while keeping a sufficient quantity of data, especially for low- and mid-resource languages. Those filters either keep/discard a given document, or remove lines from the document body then keep it.

3.1. Header and footer filter

Similar to previous OSCAR pipelines, we use a length-based filter discarding short-lines. However, we restrict the removal on contiguous sequences of short lines that are located either at the head or at the tail of the document. In the following document, only the lines preceded by an exclamation point would be kept.

```
Home
Login
Sign Up
Welcome to my Website
! Lorem Ipsum Dolor Sit Amet ....
! Lorem Ipsum Dolor Sit Amet ....
! Lorem Ipsum Dolor Sit Amet ....
! Lorem Ipsum Dolor Sit Amet ....
Copyright Myself
Legal
Contact
```

The solution still has numerous drawbacks, especially when dealing with documents crawled from the internet, a source known to be extremely noisy and full of edge cases: Adding a long line at the very head and tail of the previous document would completely negate the benefits of the filter.

⁴<https://commoncrawl.org>

⁵<https://github.com/LDNOOBW/>

3.2. Short lines proportion filter

In order to refine the filtering process, we use a count-based filter that separates the data in two bins: One for short lines and one for long lines. The filter then checks which bin is bigger, and filters out documents where the short lines bin is bigger.

This filter may limit the impact of documents containing low-quality long lines at the head/tail, then a high number of short lines.

4. Identification

The backbone of the language identification process is similar to the one used in *goclassy* (Ortiz Suárez et al., 2019) for the generation of OSCAR 2019 and *Ungolian* (Abadji et al., 2021) for the generation of OSCAR 21.09. However, shifting to a document oriented corpus (with a single top-level identification per document) requires to infer the document identification, based on line identifications.

We define a document \mathcal{D} as a pair $\mathcal{D} = (\mathcal{L}, \mathcal{L})$ where $\mathcal{L} = \{l_1, \dots, l_n\}$ is the set of lines (strings separated by $\backslash n$) that constitute the document and $\mathcal{L} = \{g_1, \dots, g_m\}$ ⁶ is the set of languages identified by FastText for the document \mathcal{D} . When FastText is no able to identify a language for an specific line, for instance because the confidence isn't higher than 0.8, we tag said line with the *No Identification Language* that we simply note by g_0 . Furthermore, we define each line l_i in a document \mathcal{D} as a triplet $l_k = (g_i, p_i, s_i)$ where g_i is the language identified by FastText with the highest confidence for the line l_i , p_i is said confidence and s_i is the size in bytes of the line l_i . We also note $|l_i| = s_i$ and we thus define the size $|\mathcal{D}|$ of a document \mathcal{D} as

$$|\mathcal{D}| = \sum_{i=0}^n |l_i| = \sum_{i=0}^n s_i.$$

Moreover, for each identified language $g_j \in \mathcal{L}$ in a document containing n lines, we define its size $|g_j|$ as

$$|g_j| = \sum_{\{s_i | g_i = g_j\}} s_i.$$

Finally for each language $g_j \in \mathcal{L}$ we can also compute its *overall weighted confidence* P_j throughout the document \mathcal{D} as the following weighted mean:

$$|P_j| = |\mathcal{D}|^{-1} \sum_{\{s_i | g_i = g_j\}} s_i p_j.$$

4.1. Multilingual document identification

A document can contain lines in multiple languages for several reasons:

1. Identification mismatch, that can show up frequently, especially with languages that have significant vocabulary overlap (Czech and Slovak),

2. Crawl from a website where the interface is written in a language, and the body is written in another one,
3. Crawl from a translation page, where the same content is present in two (or more) different languages.

In these examples, we should aim to limit the presence of 1. and 2., while maximizing the presence of 3.: documents having a balanced set of lines per language. Thus, we decide to take a cautious approach, restricting the multilingual document identification test to the documents that:

- Have at least 5 lines,
- Have at most 5 different languages.

Next, we compute the *proportion* for each language $g_j \in \mathcal{L}$ in the document \mathcal{D} defined as follows

$$\text{Pr}_g = \frac{|g|}{|\mathcal{D}|},$$

including for the no identification language g_0 .

A document \mathcal{D} containing n lines is identified as multilingual if and only if:

$$\begin{cases} |g_j| \geq \frac{|\mathcal{D}|}{n+1} & \forall g_j \neq g_0, \text{ and} \\ |g_0| \leq \frac{|\mathcal{D}|}{n+1} \end{cases}$$

As an example, a document holding $m = 3$ languages is multilingual if each language makes up at least $\frac{1}{m+1} = \frac{1}{4}$ of the document, and that there is at most $\frac{1}{4}$ of the document that is of unknown identification.

4.2. Monolingual identification

We begin by identifying each line, keeping in memory the language identified, the confidence of the identification, and the size of the line. We keep track of lines that have not been identified with a special token, and a confidence of 1.

If the document does not pass the multilingual check, we then take the largest represented language and compute its overall confidence P_j and use a minimum confidence threshold of 0.6 that is way lower than the previous pipelines (0.8). This is motivated by the following reason: The document-based filtering removes documents containing lines that could have been kept by former pipelines, thus reducing the size of the generated data.

Using a lower threshold could help getting lower-quality documents that still hold high-confidence lines in themselves.

⁶Note that since FastText identifies one language by line, we have always have $m \leq n$ for every document \mathcal{D} .

5. Annotation

While the filtering and identification steps are lenient by using lower thresholds than the previous pipelines, we introduce annotations, as non-destructive filters that enable more precise downstream filtering for the corpus users, as well as a useful resource to quickly assess the quality of a corpus. Annotations enable more aggressive filters to be run, since the non-destructive nature of annotations can in turn be used to refine annotation filters.

Numerous annotations are available, and each document can have several ones at the same time.

5.1. Length-based annotations

Some simple annotations are added when documents doesn't meet certain length requirements:

- The document has a low (≤ 5) number of lines (*tiny*)
- The document has a high number ($\geq 50\%$) of short lines (*short.sentences*)

These annotations helps spotting potentially tiny documents, where the line structure or the document size could negatively influence training tasks.

A third annotation checks the occurrence of short lines at the start of the document, and adds a *header* annotation if it is the case, indicating that low-quality content could be present at the start of the document.

A fourth annotation named *footer* works in the same way on the tail of the document.

5.2. Noise detection

Some documents make their way into the corpus while being extremely noisy or non-linguistic. As an example, source code can be found in English corpora because of the presence of English words in the source itself.

We use a filter that computes a ratio between letters and non-letters.

This filter is based on Unicode categories. We use categories *Lu*, *Ll*, *Lt*, *Lm*, *Lo*⁷ for letters, and we add categories *Mn*, *Mc*, *Me*⁸ for accents and diacritics.

A *noisy* annotation is added if the ratio passes a certain threshold, set to 0.5.

5.3. Adult documents

We use the UT1 blocklist⁹ as a base for adult content filtering.

The UT1 blocklist is a collection of thematic blocklists (adult, gambling, blogs, ...), usually utilized in internet access control for schools. The list is constituted

⁷Lu: Uppercase letter, Ll: Lowercase letter, Lt: Titlecase, Lm: Modifier, Lo: Other

⁸Mn: Nonspacing mark, Ms: Spacing mark, Me: Enclosing mark

⁹<https://dsi.ut-capitole.fr/blacklists/>

and extended by both human and robots contributions (known indexes, search engines, exploration of already known addresses). The blocklist is updated twice to thrice a week by Fabrice Prigent.

Each folder contains URL and domain blocklists, enabling filtering of both websites that are centered around adult content, and websites hosting user-generated content that can be of adult nature (several social networks...).

The adult blocklist is comprised of roughly 3.7M records.

6. Corpus

We apply the aforementioned pipeline to the November/December 2021 crawl dump of CommonCrawl. The result is a new corpus, OSCAR 22.01. While its structure is different from the previous OSCAR corpora (due to the choice of generating a document oriented corpus), we attempt to compare the two corpora, especially in terms of size and news-related topic presence and recall. We also evaluate the occurrence and pertinence of the annotations.

6.1. Comparison with OSCAR 21.09

6.1.1. Size distribution

The data layout of OSCAR 22.01 may limit the relevance of raw size comparisons, since metadata are larger (annotations and line identifications were not present in previous OSCAR Corpora), and fused with textual data (metadata were distributed in separate files for OSCAR 21.09).

However, comparing the distribution of corpus sizes may help us ensure that the new corpus has a size distribution similar to the older one.

We compare the distribution of the corpus sizes between OSCAR 21.09 and OSCAR 22.01 in figure 1. We see that while the overall distribution is similar, the lower end of the distribution has more variance: The [0B, 100KB) range shows more corpora at its bounds than at its center. We also plot the empirical cumulative density function, that helps to assert the distribution similarity between OSCAR 21.09 and OSCAR 22.01.

We also select three low-resourced languages, three mid-resourced languages and three high-resources languages and compare their content (that is, textual data excluding metadata) between OSCAR 22.01 and OSCAR 21.09. Comparison is shown in figure 2. While the overall sizes of these corpora have slightly decreased, the sizes of the mid and high resource languages are similar enough.

6.1.2. Size differences in low-resource languages

The low-sized corpora exhibit important size changes. As an example, the Alemannic German corpus went from 7MB to 360KB between OSCAR 21.09 and OSCAR 22.01. This size decrease can be explained by the way the document identification works: by reasoning at a document level, documents containing a majority

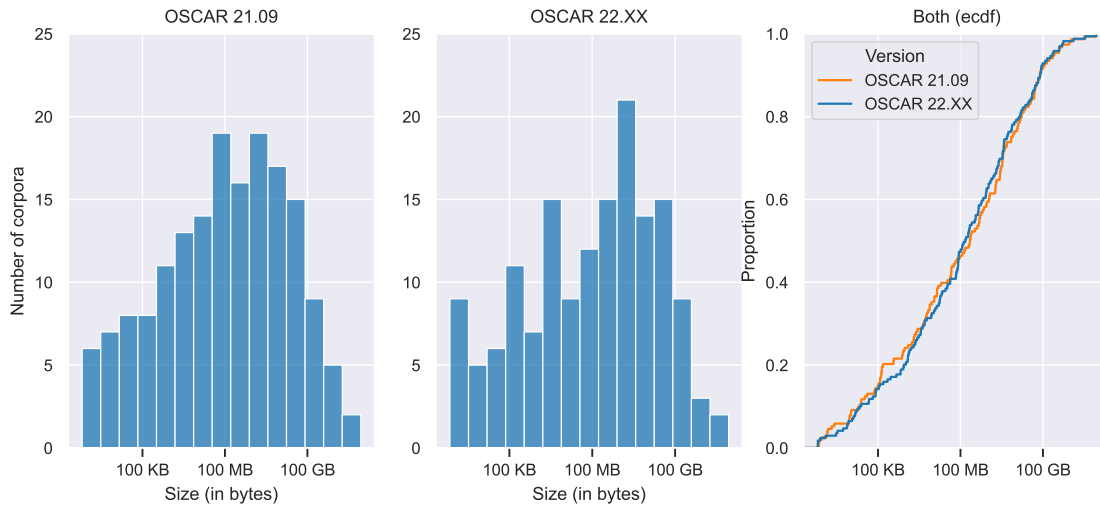


Figure 1: Corpus size distribution between OSCAR 21.09 and 22.XX

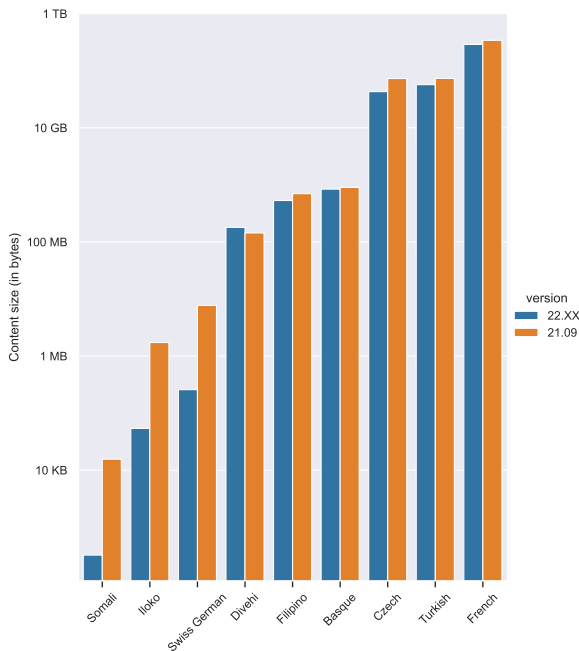


Figure 2: Content size comparison of selected languages in OSCAR 22.01 versus OSCAR 21.09

of German identified lines and a minority of Alemannic German identified lines will be identified as a German document, whereas previous OSCAR pipelines would have separated the lines and increase the size of the Alemannic German corpus.

By extracting the lines identified as Alemannic from the German corpus, we get around 30 MB of data, which could constitute an Alemanic corpus with a size comparable to the OSCAR 21.09 Alemanic corpus after confidence and length based filterings.

This situation can, in a way, help us investigate the

cases of linguistic proximity, where languages have a lexical overlap: When a line identified as Alemannic German is found inside a document that has been identified as German:

1. Is the line in German and it is an identification error?
2. Is the line in Alemannic German, in a document that is in German? (ex: A German website related to the Alemannic German language)
3. Is the whole document in Alemannic German, and the identification classified the majority of Alemannic as German?

Those three cases can arise and may help to enhance the detection of a said language, by finding (1) identification mismatches, hoping that these cases would improve identification after training, or (3), after verification by a speaker of the language, state that the whole document is in Alemannic. The new data collected could in turn be used to improve language detection.

6.1.3. New themes

As OSCAR 22.01 is based on a November/December 2021 dump (compared to OSCAR 21.09, based on a February 2021 dump), the corpus should include data related to events contemporary to February 2021. We conduct a simple word search similar to the one conducted for the generation of OSCAR 21.09 (Abadji et al., 2021), using both old and new events, in order to give a rough idea of both the actuality and the memory of the corpus.

We see that the events and terms related to events pre-dating February 2021 are still occurrent in the corpus, but have a diminished count that is in the same order of magnitude. We also count the occurrences of the term

Language	Term	21.09	22.XX
Arabic	Beirut port explosion	31	13
Burmese*	Min Aung Hlaing	3439	2736
English	Obama	27639	8697
English	Biden	19299	8232
English	Omicron	131	417
French	Yellow Vests	96	73
Spanish	Aborto	1504	572

Table 1: Comparison of occurrences of news-related terms between OSCAR and our corpus in a sample of 100 CommonCrawl shards.

*: For the Burmese language, we use the whole 21.09 and 22.XX corpus since it is a low resource language. Terms are translated in the corpus language.

Omicron, related to the Omicron variant, and observe that the term has a higher count on the 21.09 sample.

6.1.4. Absence of deduplication

Contrary to OSCAR 21.09, we do not distribute a deduplicated version of the majority of OSCAR 22.01.

The line-level deduplication of documents would have destroyed the integrity of documents themselves, hampering human readability and even sequential sentence sense. We can imagine having forum discussions’ sense destroyed because of identical responses, or song lyrics being altered.

Moreover, the similarity-based document-level deduplication procedure is very costly in terms of computing power and time (Gao et al., 2020).

We make the choice of distributing a non deduplicated version of OSCAR along with a deduplicated, line oriented version of the English corpus, while encouraging the use of deduplication in the context of training language models (Lee et al., 2021). A line-level deduplication tool will be available as part of the OSCAR toolkit¹⁰. We will also distribute a deduplicated version of the English part of OSCAR 22.01, with a data layout similar to OSCAR 21.09 corpora.

6.2. Annotations

6.2.1. Raw stats

Annotations helps us to infer the composition of the corpora: The *tiny*, *short_sentences* and especially *noisy* annotations may indicate documents of a varying poor quality, with *noisy* being the worst.

Also, comparing corpora annotation distributions, especially related to their size, could highlight potentially very low quality corpora. This semi-automated quality checking process could be used to label corpora where data quality is bad.

We select 3 low-resource ($\simeq 100KB$), 3 mid-resource ($\simeq 100MB$) and 3 high-resource ($\simeq 100GB$) languages and plot the number of documents per annotation, adding a *total* legend for the total document count

¹⁰<https://github.com/oscar-corpus/oscar-tools>

and a *clean* legend for documents that do not have any annotation. We then plot the counts for each resource group using adapted scales.

We observe that the annotation distribution is similar for each resource group, but that the lower resourced languages have a higher proportion of documents annotated with *short_sentences* and *tiny*.

In order to better compare the resource groups, we display the annotation distribution in a heat map (figure 4). We notice important differences between low and mid/high resource groups. A very large proportion of the low resource group is annotated as *tiny* while simultaneously detaining few documents annotated *short_sentences*, indicating the presence of long sentences within documents with a low number of sentences.

6.2.2. Multilinguality

The OSCAR 22.01 Corpus also contains a multilingual corpus, composed of documents holding lines in multiple languages. Each document contains at least 2 languages, and at most 5.

We check the co-occurrence of languages, highlighting the coupling of language tuples. These tuples may highlight either linguistic similarity (Czech and Slovak, Russian and Uzbek) and subsequent poor classification, errors or languages commonly found together on documents. Due to the number of languages and the sparsity of the data, we show the language couples with a number of documents greater than 20 000 (Figure 5).

We also note the presence of English in a high number of documents. This could be explained by boilerplate content in web pages, such as menu headers or footers.

Using the clean annotation filter on the multilingual corpus may help to retrieve the highest quality multilingual documents.

6.2.3. Clean documents

We also look into documents that did not get annotated at all, and we find that these documents are usually of a high quality. However, their relative proportion in corpora may limit their usage.

We use a sample of the English corpus (183,497 documents, 1.3 GB) and compare the size of documents depending on the presence (or not) of annotations. The stacked counts are shown in figure 6.

We observe that clean document mean length is slightly shorter than non-clean ones. Also, we note that while the length standard deviation of clean documents seems to be shorter, the computation yields larger numbers, caused by outliers in the high end (Annotations: $\mu = 8606$ $\sigma = 49874$, Clean: $\mu = 6537$ $\sigma = 14983$). By removing the top and bottom 5%, we get (Annotations: $\mu = 3686$ $\sigma = 4047$, Clean: $\mu = 3582$ $\sigma = 3202$).

These results are not sufficient to state on the intrinsic quality of the clean documents, but may ease the study of the filters and identify future filtering needs.

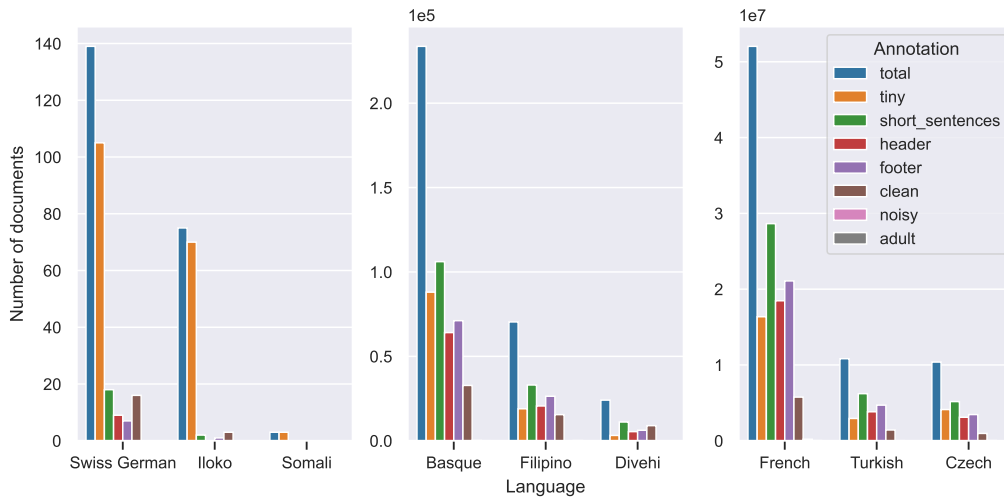


Figure 3: Annotation count in selected low, mid and high resource languages (scales are adapted to corpus size)



Figure 4: Heat map of annotation distributions in selected low, mid and high resource languages.

6.2.4. Adult documents

While very small in proportions, adult annotation documents highlight interesting facts.

The French sample contains 32,870 adult documents, out of 52,037,098.

We count if some documents coming from tetu.com are labeled as adult, in order to probe the possibility of finding LGBTIQ+ content annotated as adult. We find 1063 documents, representing $\sim 3.2\%$ of the adult documents. This may imply that more LGBTIQ+ content sites are present in the blacklist, thus increasing the ratio of LGBTIQ+ content labeled as adult.

We take the first 100 adult documents of the French corpus and check whether they are properly classified.

- *true positives* documents that exhibit explicit sexual content geared towards pornography (porno-

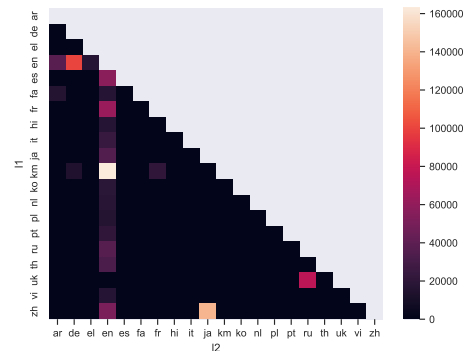


Figure 5: Count of (l_1, l_2) language tuples in the multilingual corpus. Languages tuples with less than 20,000 occurrences are not shown.

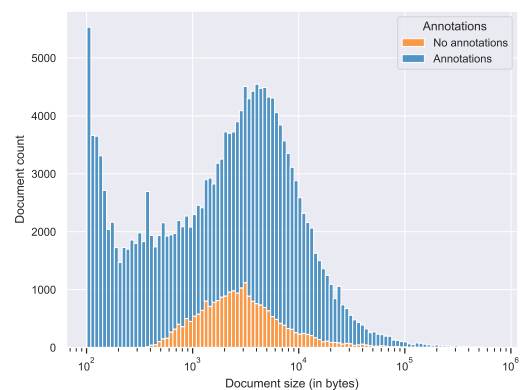


Figure 6: Stacked distribution of annotated and non-annotated (clean) documents on a selection of the English corpus

graphic websites, sexually explicit fictions)

- *false positives* documents that do not meet this criteria,

We separately count websites that are simultaneously non explicit and from LGBTQI+ websites.

We find:

- 77 true positives,
- 2 false positives belonging to LGBTQI+ websites,
- 21 false positives

While the majority of true positives are properly classified, numerous educational documents do appear: These type of documents exhibit an explicit language, but does feature a good document quality, and a better representation of sexuality that is less offensive compared to the usual associations between sexually explicit content and hate speech. (Luccioni and Viviano, 2021).

The false positives are, for the majority, websites that do not belong in the blocklist in the first place. We suppose that the addresses were previously used as adult websites.

6.2.5. Hard bounds problems

Several pipeline steps (especially annotators), work using hard thresholds. As an example, any document that is less than 5 lines is considered to be *tiny*. However, when exploring data, we can see that there is a number of documents whose number of lines is in the neighboring of the threshold, and quality is similar to the documents labeled as *tiny*.

When plotting the distribution of clean and annotated corpus data, we can notice that a very high number of documents are of a tiny ($10^2 B$) size, which coincidentally happens to be the minimum size for a document to be accepted, since the first filter removes lines that are shorter than 100 characters ($\geq 10^2 B$).

7. Discussion

7.1. Corpus

We provide a new, document-oriented corpus of the same size of OSCAR 21.09 that keeps document integrity and is easier to filter thanks to annotations.

While the mid and high resourced languages are of a similar size, several low resource languages have seen an important decrease of size. We still have to check whether this size decrease comes with a quality increase, since previous low resource OSCAR corpora sometimes exhibited extremely poor quality: Many non-linguistic corpora that were published and deemed unusable weeks or months after release.

We also note that documents of similar languages could have been merged into larger corpora, and we show that the German corpus holds ~ 30 MB of Alemannic that,

with appropriate filtering, could be treated as an independent corpus. These cases of merging are also interesting to investigate, as they can explain identification mismatches and could, in turn, help to build better language identification models. More work has to be done in order to properly map the connection between low-resource languages and mid and high resource languages potentially containing data in these languages.

7.2. Annotations

The selected annotations exhibit numerous caveats that have to be addressed in the future iterations of OSCAR generation pipelines.

The length-based annotations are widespread in the corpus, especially in mid to high resource languages ($\sim 50\%$ in Czech) highlighting the potential low quality of a high number of documents as well as the need of better characterizing the nature of these line length discrepancies. Web crawls often contain boilerplate content extracted from headers, footers and sidebars, and these lines are present in the Common Crawl dumps. Another solution would be to base the whole OSCAR generation pipeline on raw HTML files, potentially multiplying the computational cost and complexity of generating corpora.

The *adult* annotation, based from an adult URL blocklist, is present on a very limited set of documents. However, studies have shown that adult content has been present in a previous version of OSCAR in a larger proportion than the one measured here (Caswell et al., 2021), hinting at a bad performance of the blocklist based adult content filtering approach. Moreover, we noticed that the blocklist contained websites representing LGBTQI+ related topics, which damages the representation of the LGBTQI+ (association with adult content, filtering out LGBTQI+ documents, which in turn could limit the representation in downstream tasks..). Model-based approaches may help in improving the *adult* annotation, and should be the next step towards a better annotation of adult content (Luccioni and Viviano, 2021).

8. Bibliographical References

- Abadji, J., Suárez, P. J. O., Romary, L., and Sagot, B. (2021). Ungoliant: An optimized pipeline for the generation of a very large-scale multilingual web corpus. In Harald Lungen, et al., editors, *Proceedings of the Workshop on Challenges in the Management of Large Corpora (CMLC-9) 2021. Limerick, 12 July 2021 (Online-Event)*, Proceedings of the Workshop on Challenges in the Management of Large Corpora (CMLC-9) 2021. Limerick, 12 July 2021 (Online-Event), pages 1 – 9, Mannheim. Leibniz-Institut für Deutsche Sprache.
- Al-Rfou', R., Perozzi, B., and Skiena, S. (2013). Polyglot: Distributed word representations for multilingual NLP. In *Proceedings of the Seventeenth Conference on Computational Natural Language Learn-*

- ing, pages 183–192, Sofia, Bulgaria, August. Association for Computational Linguistics.
- Bañón, M., Chen, P., Haddow, B., Heafield, K., Hoang, H., Esplà-Gomis, M., Forcada, M. L., Kamran, A., Kirefu, F., Koehn, P., Ortiz Rojas, S., Pla Semper, L., Ramírez-Sánchez, G., Sarrías, E., Strelec, M., Thompson, B., Waites, W., Wiggins, D., and Zaragoza, J. (2020). ParaCrawl: Web-scale acquisition of parallel corpora. In *Proceedings of the 58th Annual Meeting of the Association for Computational Linguistics*, pages 4555–4567, Online, July. Association for Computational Linguistics.
- Barera, M. (2020). Mind the gap: Addressing structural equity and inclusion on wikipedia. <https://rc.library.uta.edu/uta-ir/handle/10106/29572>.
- Bender, E. M., Gebru, T., McMillan-Major, A., and Shmitchell, S. (2021). On the dangers of stochastic parrots: Can language models be too big? In *Proceedings of the 2021 ACM Conference on Fairness, Accountability, and Transparency, FAccT '21*, page 610–623, New York, NY, USA. Association for Computing Machinery.
- Black, S., Gao, L., Wang, P., Leahy, C., and Biderman, S. (2021). GPT-Neo: Large Scale Autoregressive Language Modeling with Mesh-Tensorflow, March. If you use this software, please cite it using these metadata.
- Bojanowski, P., Grave, E., Joulin, A., and Mikolov, T. (2017). Enriching word vectors with subword information. *Transactions of the Association for Computational Linguistics*, 5:135–146.
- Brown, T., Mann, B., Ryder, N., Subbiah, M., Kaplan, J. D., Dhariwal, P., Neelakantan, A., Shyam, P., Sastry, G., Askell, A., Agarwal, S., Herbert-Voss, A., Krueger, G., Henighan, T., Child, R., Ramesh, A., Ziegler, D., Wu, J., Winter, C., Hesse, C., Chen, M., Sigler, E., Litwin, M., Gray, S., Chess, B., Clark, J., Berner, C., McCandlish, S., Radford, A., Sutskever, I., and Amodei, D. (2020). Language models are few-shot learners. In H. Larochelle, et al., editors, *Advances in Neural Information Processing Systems*, volume 33, pages 1877–1901. Curran Associates, Inc.
- Caswell, I., Breiner, T., van Esch, D., and Bapna, A. (2020). Language ID in the wild: Unexpected challenges on the path to a thousand-language web text corpus. In *Proceedings of the 28th International Conference on Computational Linguistics*, pages 6588–6608, Barcelona, Spain (Online), December. International Committee on Computational Linguistics.
- Caswell, I., Kreutzer, J., Wang, L., Wahab, A., van Esch, D., Ulzii-Orshikh, N., Tapo, A., Subramani, N., Sokolov, A., Sikasote, C., Setyawan, M., Sarin, S., Samb, S., Sagot, B., Rivera, C., Rios, A., Papadimitriou, I., Osei, S., Ortiz Suárez, P. J., Orife, I., Ogueji, K., Niyongabo, R. A., Nguyen, T. Q., Müller, M., Müller, A., Hassan Muhammad, S., Muhammad, N., Mnyakeni, A., Mirzakhlov, J., Matangira, T., Leong, C., Lawson, N., Kudugunta, S., Jernite, Y., Jenny, M., Firat, O., Dossou, B. F. P., Dlamini, S., de Silva, N., Çabuk Ballı, S., Biderman, S., Battisti, A., Baruwa, A., Bapna, A., Baljekar, P., Abebe Azime, I., Awokoya, A., Ataman, D., Ahia, O., Ahia, O., Agrawal, S., and Adeyemi, M. (2021). Quality at a Glance: An Audit of Web-Crawled Multilingual Datasets. *arXiv e-prints*, page arXiv:2103.12028, March.
- Chelba, C., Mikolov, T., Schuster, M., Ge, Q., Brants, T., Koehn, P., and Robinson, T. (2014). One billion word benchmark for measuring progress in statistical language modeling. In Haizhou Li, et al., editors, *INTERSPEECH 2014, 15th Annual Conference of the International Speech Communication Association, Singapore, September 14-18, 2014*, pages 2635–2639. ISCA.
- Desrochers, S., Paradis, C., and Weaver, V. M. (2016). A validation of dram rapl power measurements. In *Proceedings of the Second International Symposium on Memory Systems, MEMSYS '16*, page 455–470, New York, NY, USA. Association for Computing Machinery.
- Devlin, J., Chang, M.-W., Lee, K., and Toutanova, K. (2019). BERT: Pre-training of deep bidirectional transformers for language understanding. In *Proceedings of the 2019 Conference of the North American Chapter of the Association for Computational Linguistics: Human Language Technologies, Volume 1 (Long and Short Papers)*, pages 4171–4186, Minneapolis, Minnesota, June. Association for Computational Linguistics.
- El-Kishky, A., Chaudhary, V., Guzmán, F., and Koehn, P. (2020). CCAligned: A massive collection of cross-lingual web-document pairs. In *Proceedings of the 2020 Conference on Empirical Methods in Natural Language Processing (EMNLP)*, pages 5960–5969, Online, November. Association for Computational Linguistics.
- Esplà, M., Forcada, M., Ramírez-Sánchez, G., and Hoang, H. (2019). ParaCrawl: Web-scale parallel corpora for the languages of the EU. In *Proceedings of Machine Translation Summit XVII: Translator, Project and User Tracks*, pages 118–119, Dublin, Ireland, August. European Association for Machine Translation.
- Gao, L., Biderman, S., Black, S., Golding, L., Hoppe, T., Foster, C., Phang, J., He, H., Thite, A., Nabeshima, N., Presser, S., and Leahy, C. (2020). The Pile: An 800GB Dataset of Diverse Text for Language Modeling. *arXiv e-prints*, page arXiv:2101.00027, December.
- Grave, E., Bojanowski, P., Gupta, P., Joulin, A., and Mikolov, T. (2018). Learning word vectors for 157 languages. In *Proceedings of the Eleventh International Conference on Language Resources and Evaluation (LREC 2018)*, Miyazaki, Japan, May. Euro-

- pean Language Resources Association (ELRA).
- Heafield, K. (2011). KenLM: Faster and smaller language model queries. In *Proceedings of the Sixth Workshop on Statistical Machine Translation*, pages 187–197, Edinburgh, Scotland, July. Association for Computational Linguistics.
- Howard, J. and Ruder, S. (2018). Universal language model fine-tuning for text classification. In *Proceedings of the 56th Annual Meeting of the Association for Computational Linguistics (Volume 1: Long Papers)*, pages 328–339, Melbourne, Australia, July. Association for Computational Linguistics.
- Joulin, A., Grave, E., Bojanowski, P., Douze, M., Jégou, H., and Mikolov, T. (2016). FastText.zip: Compressing text classification models. *arXiv e-prints*, page arXiv:1612.03651, December.
- Joulin, A., Grave, E., Bojanowski, P., and Mikolov, T. (2017). Bag of tricks for efficient text classification. In *Proceedings of the 15th Conference of the European Chapter of the Association for Computational Linguistics: Volume 2, Short Papers*, pages 427–431, Valencia, Spain, April. Association for Computational Linguistics.
- Lee, K., Ippolito, D., Nystrom, A., Zhang, C., Eck, D., Callison-Burch, C., and Carlini, N. (2021). Duplicating Training Data Makes Language Models Better. *arXiv e-prints*, page arXiv:2107.06499, July.
- Liu, Y., Ott, M., Goyal, N., Du, J., Joshi, M., Chen, D., Levy, O., Lewis, M., Zettlemoyer, L., and Stoyanov, V. (2019). RoBERTa: A Robustly Optimized BERT Pretraining Approach. *arXiv e-prints*, page arXiv:1907.11692, July.
- Luccioni, A. and Viviano, J. (2021). What’s in the box? an analysis of undesirable content in the Common Crawl corpus. In *Proceedings of the 59th Annual Meeting of the Association for Computational Linguistics and the 11th International Joint Conference on Natural Language Processing (Volume 2: Short Papers)*, pages 182–189, Online, August. Association for Computational Linguistics.
- Martin, L., Muller, B., Ortiz Suárez, P. J., Dupont, Y., Romary, L., de la Clergerie, É., Seddah, D., and Sagot, B. (2020). CamemBERT: a tasty French language model. In *Proceedings of the 58th Annual Meeting of the Association for Computational Linguistics*, pages 7203–7219, Online, July. Association for Computational Linguistics.
- Mikolov, T., Sutskever, I., Chen, K., Corrado, G. S., and Dean, J. (2013). Distributed representations of words and phrases and their compositionality. In C. J. C. Burges, et al., editors, *Advances in Neural Information Processing Systems*, volume 26. Curran Associates, Inc.
- Mikolov, T., Grave, E., Bojanowski, P., Puhresch, C., and Joulin, A. (2018). Advances in pre-training distributed word representations. In *Proceedings of the Eleventh International Conference on Language Resources and Evaluation (LREC 2018)*, Miyazaki, Japan, May. European Language Resources Association (ELRA).
- Ortiz Suárez, P. J., Sagot, B., and Romary, L. (2019). Asynchronous pipelines for processing huge corpora on medium to low resource infrastructures. In Piotr Bański, et al., editors, *Proceedings of the Workshop on Challenges in the Management of Large Corpora (CMLC-7) 2019. Cardiff, 22nd July 2019*, pages 9 – 16, Mannheim. Leibniz-Institut für Deutsche Sprache.
- Ortiz Suárez, P. J., Romary, L., and Sagot, B. (2020). A monolingual approach to contextualized word embeddings for mid-resource languages. In *Proceedings of the 58th Annual Meeting of the Association for Computational Linguistics*, pages 1703–1714, Online, July. Association for Computational Linguistics.
- Pennington, J., Socher, R., and Manning, C. (2014). GloVe: Global vectors for word representation. In *Proceedings of the 2014 Conference on Empirical Methods in Natural Language Processing (EMNLP)*, pages 1532–1543, Doha, Qatar, October. Association for Computational Linguistics.
- Peters, M. E., Neumann, M., Iyyer, M., Gardner, M., Clark, C., Lee, K., and Zettlemoyer, L. (2018). Deep contextualized word representations. In *Proceedings of the 2018 Conference of the North American Chapter of the Association for Computational Linguistics: Human Language Technologies, Volume 1 (Long Papers)*, pages 2227–2237, New Orleans, Louisiana, June. Association for Computational Linguistics.
- Radford, A., Wu, J., Child, R., Luan, D., Amodei, D., and Sutskever, I. (2019). Language models are unsupervised multitask learners. *OpenAI Blog*, 1:8.
- Raffel, C., Shazeer, N., Roberts, A., Lee, K., Narang, S., Matena, M., Zhou, Y., Li, W., and Liu, P. J. (2020). Exploring the limits of transfer learning with a unified text-to-text transformer. *Journal of Machine Learning Research*, 21(140):1–67.
- Schwartz, R., Dodge, J., Smith, N. A., and Etzioni, O. (2020). Green ai. *Commun. ACM*, 63(12):54–63, nov.
- Strubell, E., Ganesh, A., and McCallum, A. (2019). Energy and policy considerations for deep learning in NLP. In *Proceedings of the 57th Annual Meeting of the Association for Computational Linguistics*, pages 3645–3650, Florence, Italy, July. Association for Computational Linguistics.
- Trinh, T. H. and Le, Q. V. (2018). A Simple Method for Commonsense Reasoning. *arXiv e-prints*, page arXiv:1806.02847, June.
- Wenzek, G., Lachaux, M.-A., Conneau, A., Chaudhary, V., Guzmán, F., Joulin, A., and Grave, E. (2020). CCNet: Extracting high quality monolingual datasets from web crawl data. In *Proceedings of the 12th Language Resources and Evaluation Con-*

- ference, pages 4003–4012, Marseille, France, May. European Language Resources Association.
- Xue, L., Constant, N., Roberts, A., Kale, M., Al-Rfou, R., Siddhant, A., Barua, A., and Raffel, C. (2021). mT5: A massively multilingual pre-trained text-to-text transformer. In *Proceedings of the 2021 Conference of the North American Chapter of the Association for Computational Linguistics: Human Language Technologies*, pages 483–498, Online, June. Association for Computational Linguistics.
- Yang, Z., Dai, Z., Yang, Y., Carbonell, J., Salakhutdinov, R. R., and Le, Q. V. (2019). Xlnet: Generalized autoregressive pretraining for language understanding. In H. Wallach, et al., editors, *Advances in Neural Information Processing Systems*, volume 32. Curran Associates, Inc.
- Zhu, Y., Kiros, R., Zemel, R., Salakhutdinov, R., Urtasun, R., Torralba, A., and Fidler, S. (2015). Aligning books and movies: Towards story-like visual explanations by watching movies and reading books. In *2015 IEEE International Conference on Computer Vision (ICCV)*, pages 19–27.

A. Carbon Footprint

Taking into consideration recent concerns regarding the power consumption and carbon footprint of machine learning experiments (Schwartz et al., 2020; Bender et al., 2021) we report the power consumption and carbon footprint of the OSCAR generation, assuming the whole dump of Common Crawl has already been downloaded. We follow the approach of Strubell et al. (2019).

We use a single machine having 192 GB of RAM and two Intel Xeon Gold 5218 processors, which is rated at 125 W,¹¹. For the DRAM we can use the work of Desrochers et al. (2016) to estimate the total power draw of 192GB of RAM at around 20W. The total power draw of this setting adds up to around 270 W.

Having this information, we can now use the formula proposed by Strubell et al. (2019) in order to compute the total power required to pre-train one model from scratch:

$$p_t = \frac{1.58t(cp_c + p_r)}{1000}$$

Where c is the number of CPUs, p_c is the average power draw (in Watts) from all CPU sockets and p_r the average power draw from all DRAM sockets. We estimate the total power consumption by adding CPU and DRAM consumption, and then multiplying by the *Power Usage Effectiveness* (PUE), which accounts for the additional energy required to support the compute infrastructure. We use a PUE coefficient of 1.58, the 2018 global average for data centers (Strubell et al., 2019). The total time to generate OSCAR 22.01 in this infrastructure was of 42.6 hours. We use this information to compute the total power consumption of the OSCAR generation, which amounts to 0.4266kWh.

We can further estimate the CO₂ emissions in kilograms of the OSCAR generation by multiplying the total power consumption by the average CO₂ emissions per kWh in our region which were 38.64g/kWh in average between the 3rd and the 5th of January 2022¹², the exact time at which the generation was run. Thus the total CO₂ emissions in kg for one single model can be computed as:

$$\text{CO}_2e = 0.03864p_t$$

Thus total CO₂ emissions amount to 0.01648kg or 16.48g.

B. Language Table

¹¹Intel Xeon Gold 5218 specification

¹²Rte - éCO₂mix.

Language	Size	Documents	Words	Language	Size	Documents	Words
Afrikaans	47.0 MB	12,393	6,227,310	Luxembourgish	15.8 MB	5,108	1,545,946
Tosk Albanian	363.6 kB	139	37,381	Lezghian	375.5 kB	124	19,250
Amharic	461.0 MB	37,513	30,481,153	Limburgish	1.4 kB	2	41
Aragonese	10.6 kB	12	51	Lombard	2.6 kB	2	225
Arabic	84.2 GB	8,718,929	6,103,711,887	Lao	337.1 MB	28,914	6,682,982
Egyptian Arabic	2.8 MB	1,256	176,096	Lithuanian	20.0 GB	2,303,070	1,712,802,056
Assamese	221.2 MB	17,084	11,109,557	Latvian	8.2 GB	1,032,987	707,361,898
Asturian	73.6 kB	77	3,919	Maitihili	21.6 kB	23	483
Avaric	18.6 kB	14	582	Malagasy	57.3 MB	3,028	7,279,056
Azerbaijani	3.5 GB	491,847	291,927,692	Eastern Mari	11.3 MB	1,612	641,525
South Azerbaijani	14.1 MB	5,381	693,746	Minangkabau	6.0 MB	585	614,613
Bashkir	95.5 MB	11,198	5,418,474	Macedonian	3.6 GB	341,775	244,058,579
Belarusian	1.8 GB	180,046	107,227,860	Malayalam	4.1 GB	250,972	137,831,247
Bulgarian	35.1 GB	2,887,115	2,405,981,285	Mongolian	2.8 GB	237,719	176,405,432
Bihari languages	24.2 kB	27	569	Marathi	3.3 GB	250,376	160,179,233
Bangla	15.1 GB	1,171,501	751,877,226	Western Mari	743.5 kB	155	43,916
Tibetan	234.5 MB	18,683	2,286,269	Malay	5.3 MB	5,228	217,818
Bishnupriya	2.0 MB	271	98,419	Maltese	2.5 MB	2,208	118,190
Breton	33.7 MB	16,119	3,111,619	Multilingual	12.1 GB	1,210,685	936,187,711
Bosnian	10.3 kB	10	422	Burmese	1.9 GB	158,733	44,835,970
Russia Buriat	32.9 kB	39	785	Mazanderani	128.2 kB	76	7,337
Catalan	13.9 GB	2,627,307	1,508,919,864	Nahuatl languages	8.7 kB	12	179
Chechen	14.0 MB	4,086	798,766	Low German	9.0 MB	1,938	1,012,561
Cebuano	44.6 MB	5,742	5,253,785	Nepali	3.7 GB	391,947	177,885,116
Central Kurdish	716.4 MB	84,950	43,913,025	Newari	5.7 MB	1,134	273,837
Czech	58.6 GB	10,381,916	5,452,724,456	Dutch	114.0 GB	20,206,532	12,329,127,151
Chuvash	41.8 MB	4,750	2,465,782	Norwegian Nynorsk	6.8 MB	5,835	459,183
Welsh	409.3 MB	90,378	49,488,495	Norwegian	2.8 GB	973,188	279,182,902
Danish	12.6 GB	2,265,479	1,454,439,292	Occitan	2.1 MB	373	31,061
German	496.7 GB	70,075,424	46,826,676,844	Odia	487.9 MB	52,942	23,755,902
Dimli (individual language)	706 Bytes	1	19	Ossetic	13.9 MB	3,560	800,430
Lower Sorbian	707 Bytes	1	17	Punjabi	1.1 GB	68,094	70,068,604
Divehi	217.2 MB	24,067	10,112,205	Polish	139.0 GB	19,301,137	12,584,498,906
Greek	78.3 GB	6,738,546	5,031,242,803	Piedmontese	1.7 MB	698	188,270
Emiliano-Romagnolo	901 Bytes	1	53	Western Panjabi	46.7 MB	6,790	4,060,419
English	3.2 TB	431,992,659	377,376,402,775	Pashto	490.3 MB	50,312	46,293,249
Esperanto	558.3 MB	111,932	58,416,628	Portuguese	170.3 GB	23,735,707	18,441,864,893
Spanish	381.9 GB	51,386,247	42,829,835,316	Quechua	744 Bytes	1	14
Estonian	9.2 GB	1,362,524	820,975,443	Romanian	49.2 GB	4,624,764	5,261,803,995
Basque	1.1 GB	233,658	97,092,942	Russian	1.1 TB	76,060,844	62,811,122,663
Persian	77.4 GB	7,665,871	6,430,164,396	Sanskrit	136.0 MB	4,472	5,671,369
Finnish	37.8 GB	4,948,961	2,900,615,928	Sakha	65.6 MB	6,284	3,473,813
French	382.2 GB	52,037,098	41,713,990,658	Sicilian	1.5 kB	2	50
Western Frisian	75.3 MB	21,946	6,357,929	Sindhi	117.1 MB	15,516	10,685,611
Irish	45.6 MB	12,233	4,877,850	Serbian (Latin)	931.8 kB	738	92,875
Scottish Gaelic	137.7 kB	136	7,769	Sinhala	2.0 GB	108,593	113,179,741
Galician	255.2 MB	88,803	27,051,212	Slovak	16.5 GB	2,409,555	1,619,121,944
Guarani	9.0 kB	10	374	Slovenian	1.2 GB	351,894	118,400,246
Goan Konkani	787.2 kB	46	38,831	Somali	2.1 kB	3	109
Gujarati	4.8 GB	136,467	301,170,777	Albanian	3.0 GB	437,287	326,325,149
Hebrew	30.3 GB	3,132,396	2,249,377,984	Serbian	6.9 GB	577,472	482,932,670
Hindi	23.3 GB	1,529,907	1,534,799,198	Sundanese	5.0 MB	263	547,145
Croatian	11.2 MB	11,462	505,369	Swedish	48.0 GB	7,541,278	5,078,331,128
Upper Sorbian	132.8 kB	110	8,825	Swahili	1.3 MB	462	123,050
Hungarian	53.9 GB	6,866,062	4,598,787,907	Tamil	11.4 GB	556,772	452,343,748
Armenian	4.7 GB	379,267	268,031,270	Telugu	3.4 GB	249,756	137,752,065
Interlingua	40.2 kB	6	10,125	Tajik	870.9 MB	46,366	56,627,727
Indonesian	17.4 GB	2,244,622	1,984,195,207	Thai	66.1 GB	5,030,254	1,626,779,846
Iloko	97.9 kB	75	8,592	Turkmen	4.4 MB	2,485	276,632
Ido	77.3 kB	105	2,690	Filipino	646.5 MB	70,394	81,881,278
Icelandic	2.0 GB	396,183	210,365,124	Turkish	75.1 GB	10,826,031	6,421,221,358
Italian	229.3 GB	28,502,092	24,294,684,830	Tatar	915.3 MB	76,398	51,875,265
Japanese	258.7 GB	36,328,931	5,592,948,356	Uyghur	201.9 MB	18,556	11,240,889
Lojban	1.9 MB	570	260,542	Ukrainian	48.8 GB	4,558,214	2,879,585,992
Javanese	152.7 kB	70	10,441	Urdu	3.4 GB	336,994	332,816,354
Georgian	7.1 GB	488,588	281,430,479	Uzbek	19.9 MB	9,526	1,370,842
Kazakh	2.9 GB	261,085	157,267,307	Vietnamese	98.9 GB	9,587,233	12,283,185,482
Khmer	1.9 GB	121,910	30,564,131	Volapük	825.9 kB	661	57,039
Kannada	2.6 GB	150,850	108,450,571	Walloon	105.7 kB	138	4,386
Korean	51.8 GB	5,881,481	3,854,968,649	Waray	7.6 MB	933	830,872
Karachay-Balkar	119.6 kB	91	4,089	Wu Chinese	137.2 kB	88	3,056
Kurdish	150.3 MB	29,906	17,390,759	Kalmyk	9.3 kB	9	250
Komi	119.9 kB	127	3,335	Mingrelian	7.6 MB	2,550	253,333
Cornish	1.4 kB	2	55	Yiddish	232.5 MB	23,418	15,809,780
Kyrgyz	518.6 MB	62,244	28,028,986	Yoruba	24.7 kB	26	1,042
Latin	4.1 MB	4,397	187,446	Chinese	900.9 GB	56,524,518	23,149,203,886

Table 2: Size of the OSCAR corpus by language measured in bytes and number of words. Standard UNIX human-readable notation is used for the size in byte. We define “words” as spaced separated tokens, which gives a good estimate of the size of each corpus for languages using Latin or Cyrillic alphabets, but might give a misleading size for other languages such as Chinese or Japanese.