

# Differentiable Rule Induction with Learned Relational Features

Remy Kusters<sup>1</sup>, Yusik Kim<sup>1</sup>, Marine Collery<sup>2,3</sup>, Christian de Sainte Marie<sup>2</sup>, Shubham Gupta<sup>1</sup>

<sup>1</sup> IBM Research, Orsay, France, <sup>2</sup> IBM France Lab, Orsay, France, <sup>3</sup> Inria Saclay Ile-de-France, Palaiseau, France  
 {remy.kusters, yusik.kim, marine.collery, shubham.gupta1}@ibm.com, csma@fr.ibm.com

## Abstract

Rule-based decision models are attractive due to their interpretability. However, existing rule induction methods often results in long and consequently less interpretable set of rules. This problem can, in many cases, be attributed to the rule learner’s lack of appropriately expressive vocabulary, i.e., relevant predicates. Most existing rule induction algorithms presume the availability of predicates used to represent the rules, naturally decoupling the predicate definition and the rule learning phases. In contrast, we propose the Relational Rule Network (RRN), a neural architecture that learns relational predicates that represent a linear relationship among attributes along with the rules that use them. This approach opens the door to increasing the expressiveness of induced decision models by coupling predicate learning directly with rule learning in an end-to-end differentiable fashion. On benchmark tasks, we show that these relational predicates are simple enough to retain interpretability, yet improve prediction accuracy and provide sets of rules that are more concise compared to state-of-the-art rule induction algorithms.

## 1 Introduction

Over the last decade, black box decision models (e.g. neural networks) were increasingly used in high stakes decision making, yet there has been equally growing concern over their use (Angwin *et al.*, 2016). Regulations in various industries are demanding accountability and transparency from the models involved in the decision making process. Besides the regulatory concerns, the end-users of many complex decision models are also increasingly demanding interpretability of the final decision. Unfortunately, to date, most rule-based decision support systems do not support learning practically useful decision models *directly from the data*, often due to the resulting rules being too long to be considered interpretable (de Sainte Marie, 2021; Kramer, 2020).

Focusing on learning decision models, that model higher-level concepts expressed in terms of the low-level features, rather than flat decision rules, has recently been brought forward as one of the primary avenues to improve the expressiveness and interpretability of the

learned rules (de Sainte Marie, 2021; Fürnkranz *et al.*, 2020). A key component of our approach is to enrich the representation language used by a rule learning algorithm with high-level latent representations which are a function of low-level attributes. These representations should be *learned* from the data, in contrast to most state-of-the-art rule learning algorithms that build upon hand-crafted or a priori binarized features. The main difficulty in learning good representations (or predicates) is that it is non-trivial how to update predicates based on feedback from the learned rule that eventually consumes it. One way to achieve this is through learning the predicates and the rule that uses it *jointly* via a single neural architecture. End-to-end differential programming (Bau *et al.*, 2020) provides a path forward to simultaneously learn ground concepts, alongside a classification task and will therefore form the core of our approach.

We propose the *Relational Rule Network (RRN)*, which is an end-to-end differentiable rule learning algorithm that simultaneously learns latent predicates alongside the decision rules themselves. We focus on learning latent features which can be expressed as *linear* combinations of the original input features. Linear relationships are simple enough to retain interpretability, yet significantly improves expressivity through modeling multivariate relations among input attributes. In most popular rule learning algorithms, e.g., BRCC (Dash *et al.*, 2018), RIPPER (Cohen, 1995), CORELS (Angelino *et al.*, 2018), the predicates are predefined and decoupled from the rule learning algorithm itself. Therefore, the expressiveness of the learned rule is inherently limited by that of the predefined predicates. Our approach allows us to learn *relational predicates*, i.e. multivariate predicates expressing relationships among multiple attributes. Some notable special cases include learning thresholds on the original input features, or ratios between them. These predicates can then be used to construct rules and be extracted separately as task-relevant latent features.

Our prime contributions can be summarized as follows:

1. We propose the Relational Rule Network, a supervised neural network-based architecture that inherently maps to a ruleset in disjunctive normal form and that learns the task-relevant predicates *alongside* the decision rules. Predicates expressed in the final ruleset are hence *not* pre-defined by the user,

but rather *learned* by the network.

2. The proposed approach extends the expressiveness of predicates for rule learning algorithms from univariate value comparisons to *learned multivariate predicates* without requiring the composition and number of predicates to be predetermined.
3. RRN learns the underlying linear relational predicates (e.g. ratios between two features or linear combinations) from the data. We show that this increases the sparsity and interpretability of the learnt ruleset both for a set of benchmark problems where the underlying decision rules are known as well as where they are not. The obtained accuracy exceeds that of State Of The Art (SOTA) rule learning algorithms (RIPPER, BRG, DR-Net, etc.) and rivals the accuracy of black box neural network-based models.

## 2 Related Work

**Inductive Logic Programming** Predicate invention in Inductive Logic Programming (ILP) for learning higher level concepts is one approach to enrich the vocabulary and obtain more expressive logic programs. Differentiable ILP (dILP) (Evans and Grefenstette, 2018) achieves this in an end-to-end differentiable architecture from which new predicates are learned from a combinatorial program space. The main limitations of dILP are that i) the number of learned predicates is predetermined, ii) it does not scale due to the exponential size of the search space, and iii) dILP does not easily extend to predicates over continuous spaces. The technique we propose here does specify an upper limit on the number of predicates that can be learned but does not predetermine exactly how many to learn. As a fixed-size neural architecture, it does not suffer from scalability problems beyond the well-known limitations. Finally, the predicates we learn are parameterized in a continuous space.

**Enriching predicates used in decision trees** Decision trees resemble rulesets in how the decision logic is represented in terms of predicates, possibly over continuous values. Learning decision trees is essentially learning the sequence of branching conditions typically expressed as univariate value comparisons. Extending the branching conditions from simple value comparisons to linear half-spaces has been proposed for decision trees (Zhu *et al.*, 2020). This approach uses max-margin separating hyperplanes, learned through a mixed integer program formulation, as the branching conditions in a decision tree instead of using simple value comparisons. While it is possible to translate the resulting order-sensitive rule list corresponding to the learned decision tree to an order-free rule set in disjunctive normal form, such mapping usually result in excessively long rules, hindering

interpretability. Through learning relational predicates guided directly by the rule learning part that uses it, we can avoid this extra translation step and learn more concise rules.

**Neural network encoding of rules** Explainable models such as decision trees and rule learning generally underperform compared to black box models such as neural networks in terms of predictive performance. Previous efforts that leveraged neural networks as a proxy for the rule learning model, all require binarized input data using a set of predefined predicates (Fu, 1994; Qiao *et al.*, 2021; Beck and Fürnkranz, 2021) or are limited to learning univariate threshold values (Wang *et al.*, 2021). The method we propose here *does not* require a predefined set of predicates and leverages a neural network not only for the rule learning but also for the predicate learning, beyond univariate threshold values. Our approach is also different from existing *distillation*-based approaches that construct a simpler interpretable network to mimic the behavior of a complex black-box model (Hinton *et al.*, 2015; Zilke *et al.*, 2016). While these approaches generate post-hoc explanations that only approximate what a model actually does, RRN natively learns explainable rules: the rules do not approximate the RRN, they are strictly equivalent to it by construction.

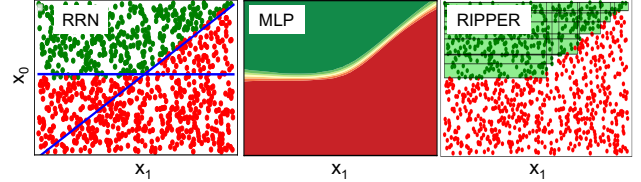


Figure 1: Decision boundaries for Eq. 1. (left) Relational Rule Network, (middle) a Multi Layer Perceptron (MLP) and (right) the RIPPER algorithm. (left): the decision boundaries learnt by RRN correspond to  $x_0 > 0.5$  and  $x_1/x_0 > 1.0$ , while the RIPPER algorithm learns the 9 rules that correspond to the 9 rectangles inside the green area.

## 3 Background and Motivation

**Decision rules** Rule-based models include one or more “IF *condition* THEN *conclusion*” statements, called *rules*. In the following, conditions will always be conjunctions of predicates, unless otherwise stated. A *ruleset* is a set of rules. Note that a set of rules with the same conclusion can be represented as a single rule whose condition is the disjunction of the conditions of all the rules in the ruleset : we call that the Disjunctive Normal Form (DNF) representation of the ruleset, since we consider only conjunctive conditions. For a more complete

introduction to the setting of rule-based models, see e.g. (Fürnkranz *et al.*, 2012).

Our goal is to induce rulesets that concisely describe the data with high accuracy. A concise rule characterizes a conclusion with a condition that uses higher-level concepts (i.e., functions of lower-level concepts such as original input features) whenever appropriate. Often, these higher-level concepts are provided by domain experts as derived features. Setting a threshold on these features (derived or otherwise) defines a predicate which is the basic building block for representing conditions in a ruleset. Typically, the set of predicates are constructed through discretizing the range of each continuous numerical feature observed in the data with a predetermined level of granularity. We seek to replace the open-loop feature engineering and subsequent discretization steps with a closed-loop predicate learning part capable of learning (linear) relationships between multiple attributes.

**Toy example** To showcase the importance of learning relational predicates in rule-learning, we present a simple toy example: data points with feature vector  $(x_0, x_1)$  and label  $y$  subject to the following ground truth ruleset:

$$\begin{aligned} &\text{if } (x_0/x_1 > 1.0 \wedge x_1 > 0.5) \text{ then } y = 1 \\ &\text{else } y = 0. \end{aligned} \quad (1)$$

In this example, the ground truth ruleset involves two distinct decision boundaries:  $x_0 = 0.5$  and  $x_0/x_1 = 1.0$ . Training our model with default parameters (see Appendix), we obtain excellent prediction accuracy and recover the two original ground truth rules (see Fig. 1). In contrast, methods where each rule is defined by a conjunction of univariate value comparisons (e.g.  $x_0 > 0 \wedge x_0 < 0.2$ ) tends to generate a large set of rules. Each rule geometrically represents a (hyper)-rectangle in the original feature space,  $(x_0, x_1)$ , and only many of them can adequately approximate a non-rectangular decision boundary (the sloped line in Fig. 2a, corresponding to  $x_0/x_1 = 1$ ). An example of this is shown in the right panel in Fig. 1 where we show the decision boundaries obtained with the separate and conquer strategies used by RIPPER (Cohen, 1995), resulting in 9 conditions. Moreover, the number of conditions in the ruleset as well as the accuracy of these approaches are proportional to the granularity of the numerical predicates. This granularity is either set by the user or computed from the data, independent of the rule learning algorithm. Since the method we propose in the next section learns the weights as well as the biases corresponding to a multivariate rule, no a priori binarization of the predicates is required.

Alternatively, if we draw the decision boundary obtained from a simple two-layer Multi-Layer Perceptron we obtain near perfect accuracy as well (see Fig. 1), yet the obtained decision boundary is a complicated implicit function and therefore remains uninterpretable. While

all three approaches provide near perfect accuracy, our multivariate network provides a ruleset that is considerably shorter and closely approaches the ground truth rule.

## 4 The Relational Rule Network (RRN)

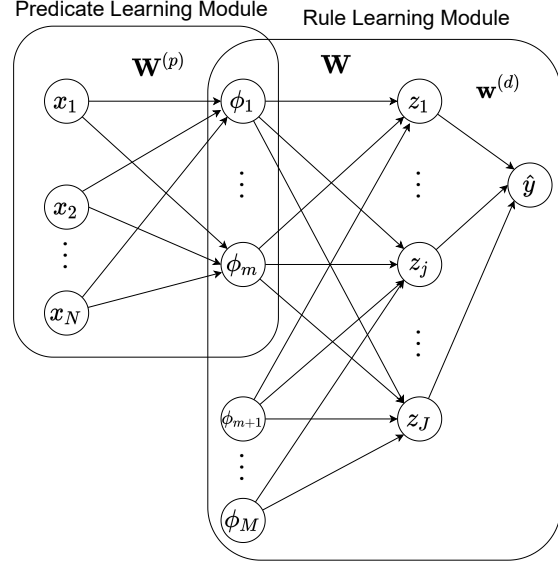


Figure 2: Architecture of the Relational Rule Network (RRN). The predicate learning module transforms a set of original attributes,  $x$ , into a set of higher level predicates,  $\phi$  (The weight matrix  $\mathbf{W}^{(p)}$  represents the coefficients of these multivariate predicates). Zero or more additional predicates  $\phi_{m+1}, \dots, \phi_M$  can be supplied directly to the rule learning module if necessary, e.g., predicates on categorical features. The predicates are used in the rule learning module to compose the individual rules  $z$  in the first layer (Binary weight matrix  $\mathbf{W}$  selects the predicates for every rule). In the final layer of the rule learning module, the task-relevant rules are compiled into a decision ruleset through the weight matrix  $\mathbf{w}^d$ .

At a high level, the Relational Rule Network (RRN) is composed of two modules connected sequentially:

1. The **predicate learning module** that maps the raw input feature values to the truth values of the set of learned predicates.
2. The **rule learning module** that learns the rules as conjunctions of the truth values of a set of predicates, including the output of the predicate learning module.

How the modules encode the learned predicates and the rules will be specified in the next section. Any pre-defined predicates we want to use, including value comparisons for categorical features, are directly supplied to

the input layer of the rule learning module. So generally, the output of the predicate learning module will be a subset of the input layer of the rule learning module. See Fig. 2 for an illustration.

To focus our attention on the interaction between the two modules and simplify the indexing, without loss of generality, we will henceforth assume that the input layer of the rule learning module is identical to the output layer of the predicate learning module, without any predefined predicates. Unless stated otherwise, we assume that all features are numerical.

We introduce the following notation for the rest of this paper:

- $x_i$ : Original input feature  $i$ .
- $\phi_i(\mathbf{x})$ : (Latent) Relational predicate  $i$  representing a linear relationship among features  $\mathbf{x}$ . We will omit the argument when the context is clear.
- $z_j$ : Condition  $j$  representing a conjunction of predicates.
- $y$ : Classification label of the training example.

Unless stated otherwise, normal-faced lower-case variables with subscripts represent scalar components of its bold-faced counterparts, representing vectors (lower-case) or matrices (upper-case).

## 4.1 The predicate learning module

In order to enrich the representation language of the decision rules we seek to learn, we consider a neural network layer that learns linear relationships among attributes and expresses them as a vector of multivariate predicates  $\phi$ . This can be represented by a single layer perceptron as a preprocessing layer to the predicate learning module with a learnable bias  $b_i$  and weight vector  $\mathbf{w}_j^{(p)}$  for each relational feature  $\phi_i$  that we wish to learn (See Fig. 2). Extending this to multiple latent predicates, i.e., multiple output nodes of the predicate learning module, the output is given by,

$$\phi(\mathbf{x}) = \sigma \left( \frac{\mathbf{x}^T \mathbf{W}^{(p)} + \mathbf{b}}{\tau} \right), \quad (2)$$

where  $\mathbf{W}^{(p)}$  is the weight matrix,  $\mathbf{b}$  the corresponding biases,  $\sigma$  is the sigmoid activation function applied component-wise, and  $\tau$  is a temperature parameter that changes according to a cooling schedule. Ideally, instead of the scaled sigmoid activation, we would have wanted a Heaviside step function activation that achieves strict binarization. It is apparent, however, that we would not be able to learn with an activation function with zero derivative almost everywhere. Observing that  $\sigma(x/\tau)$  converges to the Heaviside step function as  $\tau \rightarrow 0$ , we effectively achieve strict binarization at the end of the cooling schedule, avoiding the vanishing gradient problem had we used the Heaviside activation.

## 4.2 The rule learning module

The rule learning module learns to map instances represented as the truth values of a given set of predicate to their class labels. When the trained network encodes an accurate ruleset, the output matches the true class label for most instances. Below, we propose a *fully differentiable* architecture that is composed of a two-layer neural network structure with an **AND** and **OR** operation.

**AND-layer** The **AND**-layer encodes each condition  $z_j$  as a binary vector  $\mathbf{w}_j$ . Its  $i$ -th component  $w_{ij}$  is 1 if predicate  $\phi_i$  is included in rule  $z_j$  and 0 otherwise (Beck and Fürnkranz, 2021). The input to this layer is the binary vector  $\phi(\mathbf{x}) = (\phi_1(\mathbf{x}), \dots, \phi_d(\mathbf{x}))$ . The output of this layer is 1 if  $\phi(\mathbf{x})$  satisfies conditions  $z_j$  and 0 otherwise.

The forward pass of this layer maps the input  $\phi$  to the vector of truth values of the learned conditions  $\mathbf{z}$  described by,

$$\mathbf{z} = \mathbf{1} - \min\{(\mathbf{1} - \phi)^T \mathbf{W}, \mathbf{1}\} \quad (3)$$

where  $\mathbf{1}$  is a vector of ones with the appropriate dimension, and the min function is evaluated component-wise. The  $j$ -th component of  $\mathbf{z}$  is the truth value of the condition  $z_j$  when evaluated on the input vector  $\phi$ . Specifically,  $z_j = 1$  if the condition  $j$  evaluates to True and  $z_j = 0$  otherwise.

The semantic correctness of this transformation can be verified as follows.

$$\begin{aligned} \phi \text{ satisfies } z_j &:= \forall i (w_{ij} = 1) \rightarrow (\phi_i = 1) \\ &\iff \forall i (w_{ij} = 0) \vee (\phi_i = 1) \\ &\iff \forall i w_{ij}(1 - \phi_i) = 0 \\ &\iff \sum_i w_{ij}(1 - \phi_i) = 0 \end{aligned} \quad (4)$$

$$\iff 1 - \min \left\{ \sum_i w_{ij}(1 - \phi_i), 1 \right\} = 1 \quad (5)$$

Eq. (5) is to ensure that the output value is 1 when  $\phi$  satisfies a condition instead of 0 had we stopped at equation (4), but is not essential.

Although the parameter we want to eventually learn is the binary weight matrix  $\mathbf{W}$ , we learn it indirectly through further parameterizing it with the Heaviside step function. The learnable parameter  $u_{ij}$  for each binary weight  $w_{ij}$  is continuous and unconstrained:

$$w_{ij} = \text{Heaviside}(u_{ij}). \quad (6)$$

In order to ensure that the evaluation of the rules remains strictly binary, yet allow non-zero gradients during back propagation, we define a *differentiable* Heaviside function. This function evaluates a Heaviside function in the forward pass and uses the derivative of the sigmoid function in the backward pass,

$$g_u(x) = g_w(x) \sigma(x) (1 - \sigma(x)). \quad (7)$$

Here  $g_w$  is the gradient with respect to the binarized output  $w$ ,  $g_u$  the gradient with respect to the input  $u$  and  $\sigma(x)$  the sigmoid function. Note that ensuring non-zero gradients during the backwards pass, rather than using a straight through estimator as done in Qiao *et al.* (2021), is essential to ensure efficient training, as described in Bengio *et al.* (2013).

**OR-layer** The **OR**-layer weights  $\mathbf{w}^{(d)}$  encode which of the conjunctive conditions learned in the **AND**-layer are to be included in the final ruleset. With the output of the **AND**-layer indicating the truth value of the learned rules as input, we map this input to a single output value  $\hat{y}$  representing the truth value of the disjunction of select rules, i.e., the encoded ruleset. This is implemented by taking the max among the input values that were selected by the binary mask  $\mathbf{w}^{(d)}$ ,

$$\hat{y} = \max \left\{ w_i^{(d)} z_i; i \in I \right\}. \quad (8)$$

The binary weight vector  $\mathbf{w}^{(d)}$  is learned exactly the same way as we learn the weight matrix  $\mathbf{W}$  of the **AND**-layer.

Note that in this approach, all operations are inherently binarized. Nonetheless we have to ensure that the operations remain differentiable and that gradients do not vanish to allow to train the weights through a gradient-based approach.

### 4.3 Loss function

In order to train the multivariate network we introduce a mean-square error-based loss<sup>1</sup> as well as a sparsity promoting component that ensures sparsity of the obtained ruleset in terms of length of the relational predicates, clauses and resulting rule set. The overall loss function we consider is given by,

$$\mathcal{L}_{mse} + \lambda_{and} \|\mathbf{W}\|_1 + \lambda_{or} \|\mathbf{w}^{(d)}\|_1 + \lambda_p \|\mathbf{W}^{(p)}\|_1. \quad (9)$$

where  $\|\cdot\|_1$  is the 1-norm. Increasing the regulation of  $\lambda_p$  promotes sparsity of the relational predicates, increasing  $\lambda_{and}$  promotes shorter individual rules whereas the later term, controlled by  $\lambda_{or}$ , promotes a shorter ruleset. For simplicity, we choose a single regularization penalty for all the different layers  $\lambda = \lambda_{and} = \lambda_{or} = \lambda_p$ . In the Appendix we discuss the hyper-parameters used throughout this paper.

## 5 Results

In this section we study the accuracy and rule complexity for a set of benchmark problems (i) where underlying decision rules are known and (ii) where this is not the case.

We assess the prediction accuracy, the length of the rule-set, and the average rule length and compare with three prominent SOTA rule learning algorithms, RIPPER (Cohen, 1995) and DR-Net (Qiao *et al.*, 2021) and BRCC (Dash *et al.*, 2018). The hyperparameters, training routine and benchmarks are discussed in the Appendix.

**Accuracy and rule complexity** We first consider five simple rulesets with increasing complexity (see Table 1) and compare the prediction accuracy, ruleset length ( $n_r$ ) and average rule length ( $l_r$ ) of the RRN with SOTA methods. We generate a data-set of  $10^4$  samples from the underlying rules where the five input features ( $x_0, \dots, x_4$ ) are randomly sampled between  $[0, 1]$ . For all the synthetic examples in Table 1, we obtain near perfect accuracy ( $> 99\%$ ) as well as very compact rulesets. The rules we obtain for all five examples are detailed in the Appendix and the linear relationships among attributes that we obtain approximate the ground truth predicates very well. E.g., for the most complex example, Ex. 5, we obtain the following ruleset,  $(0.2x_1 + 0.5x_3 > 0.5) \vee (x_1 < 0.2) \vee (x_0/x_1 > 0.59 \wedge x_4 < 0.2)$ . This example shows that RRN has not only obtained a compact ruleset, but has learned the correct underlying higher level concepts of the decision model, in particular the linear relationships and ratios of input features.

The three benchmark methods (RIPPER, DR-Net and BRCC) all require binarized input. Here, the user needs to make a trade-off between accuracy and the number of learnt thresholds/rule (less "hyper-rectangles" learnt result in more compact rulesets, but cruder approximation) when modelling multivariate decision boundaries. Less granular bins lead to lower accuracy since it approximates a multivariate decision boundary with a set of univariate (hyper)-rectangle (See Fig. 1 for an illustration of this). We selected the default parameters to make a fair comparisons in this case (See Appendix for a detailed description), but these methods inherently require a accuracy/rule complexity trade-off. RIPPER and DR-Net provide a comparable accuracy, yet provide rulesets that are considerably longer than RRN while BRCC provides a compact ruleset, but compromises significantly on the prediction accuracy. Note that this discrepancy is particularly important when the decision boundaries cannot be captured by univariate value comparisons (Ex. 2-5 in Table 1). In all these cases, the rule language is not expressive enough to describe the linear decision boundary accurately with a sparse set of univariate rules.

Next we consider four datasets for which the underlying rulesets are unknown (Taken from the UCI ML-repository). Note that besides the numerical attributes, these datasets contain binary data which are added as additional input to the rule learning module. Similarly as for the rulesets with known underlying decision rules, we obtain significantly shorter rulesets (See Table 1). This shows that even-though we do not have a priori infor-

<sup>1</sup>Note that since the predictions are binary, a cross entropy loss function will diverge.

Results with known ground truth									
Examples TRUE IF	RRN		DR-Net		RIPPER		BRCG		DNN
	Acc.	$n_r, l_r$	Acc.	$n_r, l_r$	Acc.	$n_r, l_r$	Acc.	$n_r, l_r$	Acc
1) $(x_0 > 0.25) \vee (x_1 < 0.5)$	1.0	2, 1.0	0.99	28, 1.6	0.99	5, 2.2	1.0	2, 1.0	1.0
2) $(x_0/x_1 > 0.5) \vee (x_4 < 0.25)$	1.0	2, 1.5	0.99	39, 2.1	0.99	22, 2.8	0.98	6, 1.5	1.0
3) $(x_0 + 0.5x_1 > 0.5) \vee (x_4 < 0.25)$	0.99	3, 1.7	0.98	40, 2.3	0.99	15, 2.7	0.97	6, 1.7	1.0
4) $(x_0 < 0.2 \wedge x_1 + x_2 > 0.5) \vee$ $(x_4/x_3 > 1 \wedge x_1 < 0.5)$	0.99	4, 2.3	0.98	40, 3.7	0.98	23, 4.8	0.94	5, 2.2	1.0
5) $(x_4 < 0.2 \wedge x_0/x_1 > 0.5) \vee$ $(0.5x_3 + 0.2x_1 > 0.5) \vee (x_0 < 0.2)$	0.99	3, 1.3	0.98	39, 2.0	0.98	15, 3.5	0.97	6, 1.8	0.99
Results with unknown ground truth									
Examples	RRN		DR-Net*		RIPPER*		BRCG*		DNN*
Magic	0.86	6, 3.3	0.84	18, 5.2	0.82	27, 6.0	0.84	22, 3.7	0.87
Heloc	0.72	3, 2.0	0.70	2, 6.3	0.70	12, 5.2	0.69	1, 1.9	0.71
Adult	0.83	2, 3.5	0.83	6, 13.5	0.82	20, 4.7	0.83	24, 3.8	0.84
House	0.86	5, 2.2	0.86	12, 6.3	0.82	41, 7.0	0.84	5, 5.2	0.89

Table 1: Accuracy, ruleset length ( $n_r$ ) and average rule length ( $l_r$ ) for (top) the examples with known ground truth and (bottom) four datasets taken from the UCI ML database. Note that for the columns with an \*, the benchmark accuracy and ruleset length are taken from Qiao *et al.* (2021) to ensure a fair comparison.

mation of the presence of multi-variate attributes, RRN provides more concise rulesets while outperforms SOTA methods w.r.t prediction accuracy. The accuracy we obtain with RRN approaches that of a Multi Layer Perceptron <sup>2</sup>.

**Sparsity of the ruleset** In the examples presented in the previous paragraph, the length of the ruleset is always smaller than the number of possible conditions in the hidden layer of the rule learning module. As described in the Methods section, the loss function of the multivariate network contains sparsity regulation on the weights of the predicate learning, AND and OR-layer, controlling the sparsity of the resultant ruleset. To assess the role of the sparsity promoting parameter,  $\lambda$ , we trained the RRN for values of  $\lambda$  in the range  $[10^{-5}, 1]$ , both for Ex. 4 and 5 from Table 1. As shown in Fig. 3 (red), the ruleset length decreases upon increasing  $\lambda$ . The accuracy however (black), remains near optimal for values inferior to  $\lambda = 10^{-1}$ , suggesting that the most compact ruleset that has the smallest compromise on accuracy can be obtained for values of  $\lambda \approx 10^{-2}$  or  $10^{-3}$ . At larger values of  $\lambda$ , the strength of the sparsity constraint will result in rulesets that are shorter than the ground-truth, resulting in approximations of the hyperplanes that are sparser, yet compromise on the prediction accuracy, e.g. for Ex. 4, 77% accuracy is obtained with a single rule  $(-x_0 - 0.7x_1 - 0.4x_3 + 0.3x_4 > -0.7)$ , while the ground ruleset contains three rules. Controlling the value of  $\lambda$  provides the user of the algorithm the op-

portunity to balance prediction accuracy and sparseness of the ruleset.

**Robustness w.r.t. noise and sample size** Data from which decision rules are learned are oftentimes noisy and sparse. To assess the robustness of our approach w.r.t. number of training examples, we plot the prediction accuracy on the test set for Ex. 4 and 5 of Table 1 as function of the size of the training set (Fig. 3) and find that, even for a training set size of  $0(10^3)$  we obtain a good accuracy ( $> 0.95\%$ ). This shows that this neural network based methods is not overly sensitive to the size of the training dataset, a common problem in neural-network based models.

Alternatively, when we add white noise to the data provided to the algorithm (randomly flip a fraction of the labels in the dataset) we find that for both examples the accuracy of the test-set approaches near-optimal accuracy up to noise levels of 10% (Fig. 3: The solid line indicates optimal performance, note that since the data is noisy, this line is the upper limit for the performance).

## 6 Outlook

**Extensions** The method presented in this paper extends the vocabulary of rule-learning algorithms by learning latent features that are linear combinations of the original features. Although linear combinations are a good first step towards improving the expressiveness of the rules while retaining interpretability, they are by no means sufficient for all practical applications. For exam-

<sup>2</sup>Comparisons are taken directly from Qiao *et al.* (2021)

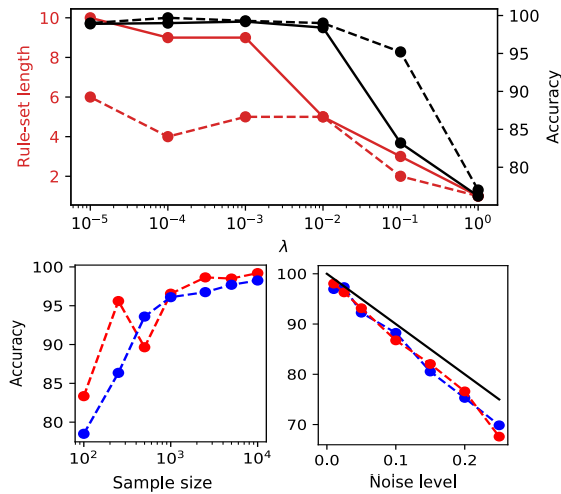


Figure 3: (top) Accuracy on the test-set and ruleset length,  $n_r$ , as function of  $\lambda = \lambda_{and} = \lambda_{or} = \lambda_p$  for Ex. 4 (dashed) and Ex. 5 (solid) of Table 1. Accuracy on the test set as function of (left) the sample size of the training set and (right) the noise level for (red) Ex. 4 and (blue) Ex. 5 from Table 1.

Example.	1	2	3	4	5
$n_r$ with quantile binning	5	22	15	23	15
$n_r$ with learned predicates	3	3	2	5	3

Table 2: Number of conjunctive rules obtained with RIPPER by using quantile binning and the *learned* predicates obtained from RRN for the 5 synthetic examples presented in Table 1

ple, non-linear decision boundaries and non-differentiable aggregates of raw features are common while dealing with sequential data. As we explain below, RRN either trivially extends to or paves way for more complex methods for such scenarios in an end-to-end differentiable rule learning framework.

A simple yet powerful extension of RRN would use black-box function approximators (e.g. MLPs and LSTMs) to learn non-linear binary attributes using our general machinery from Section 4.2 for retaining differentiability. While this would result in features that are not explicitly interpretable, the final rules that use these features can still be understood and audited by humans who can then try to understand the learned attributes in light of the rules that use them.

As a concrete example, consider an application where the input data is sequential (say stock price on different days) and the ground-truth class assignments depend on complex aggregates such as variance (e.g.,  $\text{var}(c) > \theta_1 \Rightarrow \text{True}$ ) or counts (e.g.  $\text{count}(x_t > \theta_2) \leq \theta_3 \Rightarrow \text{False}$ ). Linear combinations are inadequate for representing these relationships. However, if one uses LSTMs to learn binary features from the data, it is likely that

these complex features will be learned automatically by the model. Post-hoc analysis of these features can then shed light on their meaning. This reduces the more complex problem of interpreting the entire model to an arguably simpler problem of interpreting individual predicates in the context of a priori understandable rules.

**Interoperability with other rule learning algorithms** The relational predicates that are learned by RRN can also serve in other applications as part as the domain vocabulary (or ontology); for instance as input predicates for other rule learning algorithms, ensuring interoperability with existing rule learning workflows. To showcase how this can augment algorithms like RIPPER, we use the *learned* predicates from RRN and use them as input predicates for RIPPER and find that for all examples in Table 1, the number of rules learned is considerably shorter compared to RIPPER with univariate value comparisons as we did in the previous section. As we display in Table 2, the learned number of rules decreases and becomes comparable with that of RRN, along with an improvement in accuracy for 4 of the 5 cases (not shown in the table), demonstrating that the learned predicates are not only specific to RRN but can also benefit other rule learning algorithms.

## References

- Elaine Angelino, Nicholas Larus-Stone, Daniel Alabi, Margo Seltzer, and Cynthia Rudin. Learning certifiably optimal rule lists for categorical data. *Journal of Machine Learning Research*, 18(234):1–78, 2018.
- Julia Angwin, Jeff Larson, Surya Mattu, and Lauren Kirchner. Machine bias. <https://www.propublica.org/article/machine-bias-risk-assessments-in-criminal-sentencing>, 2016. Accessed: 2021-12-21.
- David Bau, Jun-Yan Zhu, Hendrik Strobelt, Agata Lapedriza, Bolei Zhou, and Antonio Torralba. Understanding the role of individual units in a deep neural network. *Proceedings of the National Academy of Sciences*, 117(48):30071–30078, 2020.
- Florian Beck and Johannes Fürnkranz. An investigation into mini-batch rule learning. *arXiv preprint arXiv:2106.10202*, 2021.
- Yoshua Bengio, Nicholas Léonard, and Aaron Courville. Estimating or propagating gradients through stochastic neurons for conditional computation. *arXiv preprint arXiv:1308.3432*, 2013.
- William W Cohen. Fast effective rule induction. In *Machine learning proceedings 1995*, pages 115–123. Elsevier, 1995.

- Sanjeeb Dash, Oktay Günlük, and Dennis Wei. Boolean decision rules via column generation. In *Proceedings of the 32nd International Conference on Neural Information Processing Systems*, NIPS’18, page 4660–4670, Red Hook, NY, USA, 2018. Curran Associates Inc.
- Christian de Sainte Marie. Learning decision rules or learning decision models? In *International Joint Conference on Rules and Reasoning*, pages 276–283. Springer, 2021.
- Richard Evans and Edward Grefenstette. Learning explanatory rules from noisy data. *J. Artif. Int. Res.*, 61(1):1–64, jan 2018.
- LiMin Fu. Rule generation from neural networks. *IEEE Transactions on Systems, Man, and Cybernetics*, 24(8):1114–1124, 1994.
- Johannes Fürnkranz, Eyke Hüllermeier, Eneldo Loza Mencía, and Michael Rapp. Learning structured declarative rule sets - A challenge for deep discrete learning. *CoRR*, abs/2012.04377, 2020.
- Johannes Fürnkranz, Dragan Gamberger, and Nada Lavrač. *Foundations of Rule Learning*. Springer, Berlin, Heidelberg, 2012.
- Geoffrey Hinton, Oriol Vinyals, and Jeffrey Dean. Distilling the knowledge in a neural network. *NIPS Deep Learning and Representation Learning Workshop*, 2015.
- Stefan Kramer. A brief history of learning symbolic higher-level representations from data (and a curious look forward). In Christian Bessiere, editor, *Proceedings of the Twenty-Ninth International Joint Conference on Artificial Intelligence, IJCAI-20*, pages 4868–4876. International Joint Conferences on Artificial Intelligence Organization, 7 2020. Survey track.
- Litao Qiao, Weijia Wang, and Bill Lin. Learning accurate and interpretable decision rule sets from neural networks. *Proceedings of the AAAI Conference on Artificial Intelligence*, 35(5):4303–4311, May 2021.
- Zhuo Wang, Wei Zhang, Ning Liu, and Jianyong Wang. Scalable rule-based representation learning for interpretable classification. *Advances in Neural Information Processing Systems*, 34, 2021.
- Haoran Zhu, Pavankumar Murali, Dzung Phan, Lam Nguyen, and Jayant Kalagnanam. A scalable mip-based method for learning optimal multivariate decision trees. In *Advances in Neural Information Processing Systems*, volume 33, pages 1771–1781. Curran Associates, Inc., 2020.
- Jan Ruben Zilke, Eneldo Loza Mencía, and Frederik Janssen. Deepred-rule extraction from deep neural networks. In *International Conference on Discovery Science*, pages 457–473. Springer, 2016.



## A Training

We use the Adam optimizer from the PyTorch ecosystem with default learning rate and parameters to optimize the loss function of the RRN, Eq. 9 in the main text. In order to avoid local minima throughout the training routine, we randomly re-initialize the weights of the neural network every  $10^4$  epochs and run the network for  $2.5 \times 10^5$  epochs in total. The training is done with a fixed batch size of 100. We select the epoch with the lowest loss function on the training set and report the rule (complexity) and prediction accuracy at that stage of the test-set (train/test split of 80/20).

As mentioned in the section on the predicate learning module, to ensure smooth training as well as reaching binary output of the predicate learning layer, we propose a cooling schedule of the sigmoid activation function with high temperature in the beginning allowing larger gradients to exist across a wider range of the input so that training can occur. As the temperature approaches zero, the sigmoid is progressively scaled and approaches the Heaviside function in the limit, so that we achieve strict binarization in the end. The temperature is cooled down with a factor  $\gamma = 0.995$  at every subsequent training batch for all the examples presented in the paper.

The number of output nodes of the predicate learning module  $m = 10$  while the number of nodes in the rule learning module is  $J = 25$ . Increasing or decreasing these numbers would impact the expressivity of the network but we empirically observed that varying this number in the range 10-50 did not show a significant sensitivity to these values.

Unless stated otherwise the values for  $\lambda_{al}, \lambda_{ol}, \lambda_{mv} = 10^{-2}$  was chosen for the training of the synthetic data-set (with known ground truth) and was chosen to be more conservative  $10^{-3}$  for the UCI ML datasets.

## B Rulesets obtained with RRN

In this section we show the rulesets obtained with RRN and discuss how they are obtained. The rules can be extracted directly from the binary weight matrix  $\mathbf{W}$  and  $\mathbf{w}^{(d)}$ , while the values of the relational predicates are extracted from the weight matrix  $\mathbf{W}^{(p)}$ . Since the values of  $\mathbf{W}^{(p)}$  are constrained with a sparsity penalty (See methods section paper), most values are small, yet not strictly zero. We therefore threshold all the values that have a normalized coefficient that is smaller than 2.5% of the magnitude of the largest coefficient in a predicate. The unprocessed output we obtain with RRN for e.g. Ex 5 in Table 1 of the main paper is,

$$\begin{aligned} & [(-0.7x_0 - 0.7x_1 - x_2 - 0.2x_3 - 0.8x_4 > -1173) \wedge (x_4 < 0.2) \wedge (x_0 - 0.6x_1 > -0.1)] \\ & \vee [(x_4 < 0.2) \wedge (-x_0 - 0.4x_1 - 0.1x_2 - 0.2x_4 > 704)] \\ & \vee [x_0 < 0.2] \\ & \vee [(0.5x_0 - 0.2x_1 - x_2 - 0.4x_3 + 0.1x_4 > -540) \wedge (-x_0 - 0.4x_1 - 0.1x_2 - 0.2x_4 > 704)] \\ & \vee [(x_4 < 0.2) \wedge (0.3x_0 + 0.1x_2 - x_3 - 0.3x_4 > 3050)] \\ & \vee [0.4x_1 + x_3 > 1.0] \end{aligned} \tag{10}$$

which can be simplified by identifying and removing all the constant false ( $\perp$ ) or true ( $\top$ ) predicates (always true or false), e.g.,  $0.5x_0 - 0.2x_1 - x_2 - 0.4x_3 + 0.1x_4 > -540 \rightarrow \top$ , into,

$$\begin{aligned} & [(x_4 < 0.2) \wedge (x_0 - 0.6x_1 > -0.1)] \\ & \vee [x_0 < 0.2] \\ & \vee [0.4x_1 + x_3 > 1.0]. \end{aligned} \tag{11}$$

The simplified rulesets we obtain for the other examples in table 1 are:

For ex. 1:

$$\begin{aligned} & [(x_0 > 0.26)] \\ & \vee [(x_1 < 0.49)]. \end{aligned} \tag{12}$$

For ex. 2:

$$\begin{aligned} & [(x_0 - 0.41x_1 > 0) \wedge (x_0 - 0.53x_1 > 0)] \\ & \vee [(x_4 < 0.25)]. \end{aligned} \tag{13}$$

For ex. 3:

$$\begin{aligned} & [(x_0 + 0.49x_1 > 0.41) \wedge (x_4 < 0.23)] \\ & \vee [(x_0 + 0.49x_1 > 0.41) \wedge (x_0 + 0.50x_1 > 0.51)] \\ & \vee [(x_4 < 0.25)]. \end{aligned} \tag{14}$$

Finally for ex. 4:

$$\begin{aligned}
& (x_1 < 0.49) \wedge (-x_3 + x_4 \geq 0) \\
& \vee (x_0 < -0.20) \\
& \vee [(x_0 - 0.1x_1 - 0.2x_2 - 0.4x_3 - 0.2x_4 > -2.2) \wedge (x_0 < 0.2) \wedge (-x_3 + x_4 > 0)] \\
& \vee [(x_0 - 0.1x_1 - 0.2x_2 - 0.4x_3 - 0.2x_4 > -2.1) \wedge (x_4 - x_3 > 0) \wedge (0.1x_0 + x_1 + x_2 - 0.1x_3 > 0.46)]
\end{aligned} \tag{15}$$

## C Baselines

This section describes the configuration settings for the three baselines: DR-Net Qiao *et al.* (2021), RIPPER Cohen (1995), and BRCG Dash *et al.* (2018) used in our experiments. For all cases, we used a common training set of size 8000 and evaluated on a common test set of size 2000, and used the equi-quantile feature binarizer included in the BRCG repository<sup>3</sup> with 40 bins.

For BRCG, we use the publicly available implementation from the AI Explainability 360 repository<sup>4</sup>. The algorithm uses two parameters  $\lambda_1$  and  $\lambda_2$  to penalize the learning of more and longer clauses respectively. We set  $\lambda_1 = \lambda_2 = 0.001$ , which is the default value recommended in the implementation. We also use the default values for the maximum number of iteration (100), maximum number of columns generated per iteration (10), and maximum degree (10) and width (5) parameters for the beam search.

For DR-Net we use the implementation by the authors<sup>5</sup> with the default parameters except for the number of training epochs, which was increased from 2000 to 10000 according to the authors' recommendation to learn sparse rules. For RIPPER, we used the wittgenstein implementation<sup>6</sup>. But instead of using its internal binarizer, we binarized it upfront using the aforementioned feature binarizer.

For evaluating the predictive accuracy for the synthetic examples in Table 1 in the main text we also report the values obtained from a DNN (Deep Neural Network). We used a simple two layer architecture, with 10 neurons in the hidden layer, trained for  $10^4$  epochs with default optimizer parameters (Adam optimizer).

---

<sup>3</sup><https://github.com/Trusted-AI/AIX360/blob/master/aix360/algorithms/rbm/features.py>

<sup>4</sup><https://github.com/Trusted-AI/AIX360>

<sup>5</sup><https://github.com/Joeyonng/decision-rules-network>

<sup>6</sup><https://github.com/imoscovitz/wittgenstein/tree/master/wittgenstein>