

Computing Truncated Joint Approximate Eigenbases for Model Order Reduction

Terry Loring* Fredy Vides**

* *Department of Mathematics and Statistics, University of New Mexico, Albuquerque, (e-mail: loring@math.unm.edu).*

** *Scientific Computing Innovation Center, School of Mathematics and Computer Science, Universidad Nacional Autónoma de Honduras, Tegucigalpa (e-mail: fredy.vides@unah.edu.hn)*

Abstract: In this document, some elements of the theory and algorithmics corresponding to the existence and computability of approximate joint eigenpairs for finite collections of matrices with applications to model order reduction, are presented. More specifically, given a finite collection X_1, \dots, X_d of Hermitian matrices in $\mathbb{C}^{n \times n}$, a positive integer $r \ll n$, and a collection of complex numbers $\hat{x}_{j,k} \in \mathbb{C}$ for $1 \leq j \leq d$, $1 \leq k \leq r$. First, we study the computability of a set of r vectors $w_1, \dots, w_r \in \mathbb{C}^n$, such that $w_k = \arg \min_{w \in \mathbb{C}^n} \sum_{j=1}^d \|X_j w - \hat{x}_{j,k} w\|^2$ for each $1 \leq k \leq r$, then we present a model order reduction procedure based on the truncated joint approximate eigenbases computed with the aforementioned techniques. Some prototypical algorithms together with some numerical examples are presented as well.

Keywords: Autoregressive models, parameter identification, least-squares approximation, time-series analysis.

1. INTRODUCTION

In this document, given a finite collection X_1, \dots, X_d of Hermitian matrices in $\mathbb{C}^{n \times n}$, a positive integer $r \ll n$, and a collection of complex numbers $\hat{x}_{j,k} \in \mathbb{C}$ for $1 \leq j \leq d$, $1 \leq k \leq r$. We start studying the computability of a set of r vectors $w_1, \dots, w_r \in \mathbb{C}^n$ that correspond to solutions of optimization problems of the form

$$w_k = \arg \min_{w \in \mathbb{C}^n} \sum_{j=1}^d \|X_j w - \hat{x}_{j,k} w\|^2 \quad (1)$$

for each $1 \leq k \leq r$.

The computation of approximate joint eigenvectors of finite collections of matrices has several interesting applications that include time series model identification in the sense of Nordhausen et al. (2021), and these system identification techniques can be combined with the techniques presented in Vides (2021a,c) to compute physics informed and network models in the sense of Chen et al. (2021) and Ludescher et al. (2021), respectively. One can also combine the technology presented in this document with the methods presented in Vides (2021a) for the computation of ground-state wave functions of physical systems in the sense of Hibat-Allah et al. (2020).

As a particular application of the solution methods for problems of the form (1), we study the computational solvability of some time series model order reduction problems. More specifically, given a process described as a discrete time vector valued signal $\{\mathbf{x}(t)\}_{t \geq 0}$ in \mathbb{C}^d . We consider the problem of identifying a matrix $A \in \mathbb{C}^{d \times k}$ for $k < d$, together with a vector valued signal $\mathbf{s}(t)$ with (*approximately*) independent components (statistically and alge-

braically in the sense of Cardoso and Souloumiac (1994)) such that

$$\mathbf{x}(t) = A\mathbf{s}(t) + \hat{\mathbf{e}}(t), \quad (2)$$

where $\hat{\mathbf{e}}(t)$ is some vector valued random *noise*. The matrix A in (2) is often referred to as the mixing matrix of the model.

The main contributions of the work reported in this document are the definition of the so called quadratic pseudospectrum, that is related to truncated joint approximate eigenbases of the cumulant matrices (in the sense of Cardoso and Souloumiac (1994)) determined by any dynamical data of interest, together with the applications of the aforementioned truncated joint approximate eigenbases to time series model order reduction. We also developed a Python toolset that can be effectively used to perform blind source separation based dimensionality reduction of vector valued time series, in the sense of Nordhausen et al. (2021), that can be applied to large scale dynamical systems thanks to the projection based techniques considered below.

The paper is organized as follows. Our main results and ideas are presented in §2 and §3, our new algorithms are described in §4, the experimental results are presented in §5, and the conclusion follow in §7.

2. QUADRATIC PSEUDOSPECTRUM AND OPTIMAL JOINT APPROXIMATE EIGENVECTORS

A collection X_1, X_2, \dots, X_d of Hermitian matrices can fail to have a single joint eigenvector in the noncommuting situation. If we are to adapt the simple notation of spectrum to the multivariable case then we must start to

think in terms of joint approximate eigenvalues that are only loosely associated with some sets of vectors that can be interpreted as truncated joint approximate eigenbases (TJAE) for matrix collection under consideration. As such, it is most natural, in the noncommutative matrix setting, to adapt the notion of pseudospectrum.

Consider then one Hermitian matrix X . We are only interested in the real part of the pseudospectrum. By the usual definition, real λ is in the ϵ -pseudospectrum of X if

$$\|(X - \lambda)^{-1}\|^{-1} \leq \epsilon.$$

One can easily see this is equivalent to the condition

$$\exists \mathbf{v} \text{ such that } \|\mathbf{v}\| = 1 \text{ and } \|X\mathbf{v} - \lambda\mathbf{v}\| \leq \epsilon.$$

We will call $\|X\mathbf{v} - \lambda\mathbf{v}\|$ the *eigen-error*. This comes up all the time in applications, and the less matrices commute the more it must be considered.

For Hermitian matrices X_1, X_2, \dots, X_d we often want a unit vector with the various eigen-errors small. There are many ways to combine d errors, such as their sum or maximum. Not surprisingly, a clean theory arises when we consider the quadratic mean of the eigen-errors.

Here then is a definition of a pseudospectrum. In the noncommutative setting, there are several notions of joint spectrum and joint pseudospectrum that compete for our attention, such as one using Clifford algebras Loring (2015). None is best in all settings.

Definition 1. Suppose we have finitely many Hermitian matrices X_1, X_2, \dots, X_d . Suppose $\epsilon > 0$. A d -tuple λ is an element of the quadratic ϵ -pseudospectrum of (X_1, X_2, \dots, X_d) if there exists a unit vector \mathbf{v} so that

$$\sqrt{\sum_{j=1}^d \|X_j \mathbf{v} - \lambda_j \mathbf{v}\|^2} \leq \epsilon. \quad (3)$$

If (3) is true for $\epsilon = 0$ then we say λ is an element of the quadratic spectrum of (X_1, X_2, \dots, X_d) . The notation for the quadratic ϵ -pseudospectrum of (X_1, X_2, \dots, X_d) is $Q\Lambda_\epsilon(X_1, X_2, \dots, X_d)$.

Remark 2. Very simple examples show that the quadratic spectrum can often be empty.

It should be said that the more interesting examples of this tend to require calculation, or at least approximation, by numerical methods. Often the best way to display the data is via images of 2D slices through the function

$$\lambda \mapsto \mu_\lambda^Q(X_1, \dots, X_d)$$

where we define

$$\mu_\lambda^Q(X_1, \dots, X_d) = \min_{\|\mathbf{v}\|=1} \sqrt{\sum_{j=1}^d \|X_j \mathbf{v} - \lambda_j \mathbf{v}\|^2}. \quad (4)$$

That is, we have a measure of how good of a joint approximate eigenvector we can find at λ . Then, of course, the more traditional interpretation of $Q\Lambda_\epsilon(X_1, X_2, \dots, X_d)$ as the sublevel sets of this function.

Remark 3. The following proposition is a slight extension of a result known to string theorists, (Schneiderbauer and Steinacker, 2016, §6.1) whose importance has not been noted in the mathematics literature. It shows the equivalence of three pictures of quadratic pseudospectrum:

one with connections to many applications; one with good theoretical properties; one that is most useful in computer algorithms.

We will make frequent use of the following notation:

$$Q_\lambda(X_1, \dots, X_d) = \sum_{j=1}^d (X_j - \lambda_j)^2,$$

$$M_\lambda(X_1, \dots, X_d) = \begin{bmatrix} X_1 - \lambda_1 \\ \vdots \\ X_d - \lambda_d \end{bmatrix}$$

Finally we use σ_{\min} to indicate the smallest singular value of a matrix.

Proposition 4. Suppose that X_1, X_2, \dots, X_d are Hermitian matrices, that $\epsilon > 0$ and λ is in \mathbb{R}^d . The following are equivalent.

- (1) λ is an element of the quadratic ϵ -pseudospectrum of (X_1, X_2, \dots, X_d) ;
- (2) $\sigma_{\min}(M_\lambda(X_1, \dots, X_d)) \leq \epsilon$;
- (3) $\sigma_{\min}(Q_\lambda(X_1, \dots, X_d)) \leq \epsilon^2$.

Proof. Let us set

$$M_\lambda(d) = M_\lambda(X_1, \dots, X_d).$$

The equality of (2) and (3) comes from the standard fact that

$$\sigma_{\min}(M_\lambda(d)^* M_\lambda(d)) = (\sigma_{\min}(M_\lambda(d)))^2$$

and the simple computation

$$M_\lambda(d)^* M_\lambda(d) = Q_\lambda(X_1, \dots, X_d).$$

As to the equality of (1) and (2), we use the characterization of the smallest singular value (Van Loan and Golub, 1996, Thm. 8.6.1) as

$$\sigma_{\min}(M_\lambda(d)) = \min_{\|\mathbf{v}\|=1} \|M_\lambda(d)\mathbf{v}\|.$$

We then calculate

$$\min_{\|\mathbf{v}\|=1} \|M_\lambda(d)\mathbf{v}\| = \min_{\|\mathbf{v}\|=1} \sqrt{\sum_{j=1}^d \|(X_j - \lambda_j)\mathbf{v}\|^2}.$$

This completes the proof.

The following technical result is very helpful for numerical calculations. Assuming that one does not care about the exact value of $\mu_\lambda^Q(X_1, \dots, X_d)$ once this value is above some cutoff, then knowing Lipschitz continuity allows one to skip calculating this values at many points near where a high value has been found.

Proposition 5. Suppose that X_1, X_2, \dots, X_d are Hermitian matrices. The function

$$\lambda \mapsto \mu_\lambda^Q(X_1, \dots, X_d),$$

with domain \mathbb{R}^d , is Lipschitz with Lipschitz constant 1.

Proof. The smallest singular value for a varying matrix is Lipschitz with Lipschitz constant 1 (Van Loan and Golub, 1996, Thm. 8.6.2). We can apply this to $\sigma_{\min}(M_\lambda(X_1, \dots, X_d))$, which equals $\mu_\lambda^Q(X_1, \dots, X_d)$, and find

$$\begin{aligned}
& |\sigma_{\min}(M_{\mu}(X_1, \dots, X_d)) - \sigma_{\min}(M_{\lambda}(X_1, \dots, X_d))| \\
& \leq \|M_{\mu}(X_1, \dots, X_d) - M_{\lambda}(X_1, \dots, X_d)\| \\
& = \left\| \begin{bmatrix} \mu_1 I_n \\ \vdots \\ \mu_d I_n \end{bmatrix} - \begin{bmatrix} \lambda_1 I_n \\ \vdots \\ \lambda_d I_n \end{bmatrix} \right\| \\
& = \sqrt{\sum (\mu_j - \lambda_j)^2}.
\end{aligned}$$

This completes the proof.

3. QUADRATIC PSEUDOSPECTRUM AND REDUCED ORDER MODELING

Given two positive integers n, m with $m \leq n$, let us write $\mathbb{O}(n, m)$ to denote the set of partial isometries, that is the set of matrices determined by the expression

$$\mathbb{O}(n, m) = \{X \in \mathbb{C}^{n \times m} : X^* X = I_m\}.$$

Given a matrix representation

$$\Sigma_{\mathbf{x}} = \begin{bmatrix} | & & | \\ x(0) & \cdots & x(T-1) \\ | & & | \end{bmatrix} \quad (5)$$

of a vector time series data $\{\mathbf{x}(t)\}_{t=0}^{T-1}$ in \mathbb{C}^d and a collection of eigenmatrices $\mathcal{Q}_1, \dots, \mathcal{Q}_d$, corresponding to approximate representations of the cumulants of the process $\mathbf{x}(t)$ (in the sense of Cardoso and Souloumiac (1994)). In this section we will consider the connection between the elements in $Q\Lambda_{\epsilon}(\mathcal{Q}_1, \dots, \mathcal{Q}_d)$ that correspond to approximations of the eigenvalues corresponding to a truncated joint approximate eigenbasis (TJAE) in \mathbb{C}^d with matrix representation

$$W = \begin{bmatrix} | & & | \\ w_1 & \cdots & w_r \\ | & & | \end{bmatrix}, \quad (6)$$

for some integer $1 \leq r < d$ to be determined such that

$$\begin{aligned}
W &= \arg \max_{W \in \mathbb{O}(d, r)} \sum_{j=0}^d \left\| \mathcal{Q}_j \hat{W} \right\|_F^2 \\
&= \arg \max_{W \in \mathbb{O}(d, r)} \text{tr}(W^* Q_0(\mathcal{Q}_1, \dots, \mathcal{Q}_d) W). \quad (7)
\end{aligned}$$

Since in this study we focus on the operational and computational aspects of the truncated joint approximate eigenbases with applications to reduced order modeling, for more details on the interesting statistical and algebraic aspects of the computation of cumulants \mathcal{Q}_j the reader is kindly referred to Cardoso and Souloumiac (1994). The techniques used to compute the cumulants $\mathcal{Q}_1, \dots, \mathcal{Q}_d$ corresponding to an arbitrary process $\mathbf{x}(t)$ in \mathbb{C}^d are based on the ideas presented in Cardoso and Souloumiac (1994).

3.1 Time Series Model Order Reduction

Given a matrix representation of the form (5) corresponding to some vector time series data $\{\mathbf{x}(t)\}_{t=0}^{T-1}$ determined by a discrete time process $\{\mathbf{x}(t)\}_{t \geq 0}$ in \mathbb{C}^d . The main ideas of the model order reduction technique reported in this document can be described as follows.

First we compute the sample covariance matrix $\hat{R}_{\mathbf{x}}$ and the whitening matrix $\hat{W}_{\mathbf{x}} \in \mathbb{C}^{p \times q}$ in the sense of (Cardoso and Souloumiac, 1994, §2.3). We then form the sample fourth-order cumulants $\hat{\mathcal{Q}}_{\mathbf{z}}$ of the whitened process

$\mathbf{z}(t) = \hat{W}_{\mathbf{x}} \mathbf{x}(t)$, computing the q most significant eigenpairs $\{\lambda_r, \hat{M}_r : 1 \leq r \leq q\}$ in the sense of (Cardoso and Souloumiac, 1994, §3.1, §3.2). Once the q most significant eigenpairs have been computed, we set $\mathcal{Q}_j = \lambda_j \hat{M}_j$.

Given an arbitrary integer $1 \leq r < d$. If we approximately solve the eigenproblem

$$Q_0(\mathcal{Q}_1, \dots, \mathcal{Q}_d) V = V \Lambda \quad (8)$$

for the r largest eigenvalues, with $V \in \mathbb{C}^{n \times r}$, $\Lambda \in \mathbb{C}^{r \times r}$, then by (7) we will have that V approximately solves the optimization problem determined by (7). We can use the partial isometry part V of an approximate solution of (8) to compute the $r \times r$ matrices defined by the expressions

$$\hat{\mathcal{Q}}_j = V^* \mathcal{Q}_j V, \quad (9)$$

for $1 \leq j \leq d$.

At this stage we can apply complex valued Jacobi-like techniques in the sense of Cardoso and Souloumiac (1996) to approximately solve the optimization problem

$$W = \arg \min_{U \in \mathbb{O}(n)} \sum_{k=1}^d \text{off}(U^* \hat{\mathcal{Q}}_k U). \quad (10)$$

If we set $V = VW$ we obtain an approximate solution to problem (7) that corresponds to the desired TJAE for the cumulants $\mathcal{Q}_1, \dots, \mathcal{Q}_d$.

Remark 6. The previously described projection-like technique applied to collections of cumulants $\mathcal{Q}_1, \dots, \mathcal{Q}_d$, that correspond to some data $\{\mathbf{x}(t)\}_{t=0}^{T-1}$ sampled from some given time series $\{\mathbf{x}(t)\}_{t \geq 0}$, is particularly well suited for cases when considering the economy-sized singular value decomposition

$$[\mathcal{Q}_1 \cdots \mathcal{Q}_d] = USZ,$$

there is $1 \leq k < d$ such that $s_{k+1, k+1} < \delta$ for some *small enough* threshold value $\delta > 0$.

From here on, given a vector valued signal $\{\mathbf{y}(t)\}_{t \geq 0}$, we will write $y_j(t)$ to denote the j component of $\mathbf{y}(t)$. Using the matrices $\hat{W}_{\mathbf{x}}$ and V we can compute an approximate representation $\hat{A} = \hat{W}_{\mathbf{x}}^+ V$ of the mixing matrix A of (2). We can also compute an approximate representation $\hat{\mathbf{s}}(t)$ of the source vector $\mathbf{s}(t)$ in (2) that is determined by the expression.

$$\hat{\mathbf{s}}(t) = \hat{A}^+ \mathbf{x}(t) = V^* \hat{W}_{\mathbf{x}} \mathbf{x}(t). \quad (11)$$

For the study reported in this document, we will only consider linear approximate representations of the dynamical models corresponding to the estimated source vector signal $\hat{\mathbf{s}}(t)$ in (11), semilinear approximate representations like the ones presented in Vides (2021a) will be considered in future communications. By (11), we can apply (Vides, 2021c, Algorithm 2) using some suitable sample from the data $\{\hat{A}^+ \mathbf{x}(t)\}_{t \geq 0}$ to compute the coefficients of a collection of sparse autoregressive models of the form:

$$\tilde{s}_r(t+1) = \sum_{j=0}^{L_r} a_j[r] \tilde{s}_r(t-j), \quad (12)$$

for each component $\hat{s}_j(t)$ of $\hat{\mathbf{s}}(t)$, for $1 \leq r \leq k$.

Remark 7. Oftentimes, given a reference time series sample data $\{\mathbf{x}(t)\}_{t=0}^{T-1}$ in \mathbb{C}^p , the corresponding recovered mixed vector valued signal model requires the addition of a constant vector $\mathbf{m}^{\mathbf{x}}$ such that

$$m_j^{\mathbf{x}} = \frac{1}{T} \sum_{j=0}^{T-1} x_j(t) \quad (13)$$

for each $1 \leq j \leq p$. Consequently, the resulting signal model will have the form

$$\hat{\mathbf{x}}(t) = \hat{A}\hat{\mathbf{s}}(t) + \mathbf{m}^{\mathbf{x}} + \hat{\mathbf{e}}(t), t \geq 0. \quad (14)$$

4. ALGORITHMS

The ideas and results presented in §2 lead to the prototypical algorithm 1. Given a collection of d Hermitian matrices X_1, \dots, X_d in $\mathbb{C}^{n \times n}$ and a d -tuple $\boldsymbol{\lambda} = (\lambda_1, \dots, \lambda_d) \in \mathbb{C}^d$. Let us consider the problem determined by the computation of a collection of joint approximate eigenvectors that can be represented as a rectangular matrix $W \in \mathbb{C}^{n \times r}$ such that

$$W = \arg \min_{\hat{W} \in \mathcal{O}(n, r)} \sum_{j=1}^d \left\| X_j \hat{W} - \hat{W} \Lambda_j \right\|_F^2. \quad (15)$$

The main sequence of ideas applied for the computation of partial isometries determined by (15), is to use averaging methods in the sense of (Eynard et al., 2015) combined with joint approximate diagonalization methods based on Jacobi-like techniques in the sense of (Cardoso and Souloumiac, 1996), obtaining algorithm 1.

Algorithm 1: Approximate Joint Eigenvectors Computation

Data: HERMITIAN MATRICES: $X_1, \dots, X_d \in \mathbb{R}^{n \times n}$,
 d -TUPLE $\boldsymbol{\lambda} \in \mathbb{C}^d$, INTEGER: $1 \leq k \leq n$,
 THRESHOLD: $\delta > 0$, SELECTOR: ϕ

Result: PARTIAL ISOMETRY $V \in \mathcal{O}(n, k)$

- 0: Set the choice indicator value ϕ : $\phi = 0$ for smallest eigenvalues or $\phi = 1$ for largest eigenvalues;
- 1: Set $L := \sum_{j=1}^N (X_j - \lambda_j I_n)^2$;
- 2: Set $L := (L + L^*)/2$;
- 3: Approximately solve $LV = V\Lambda$ for
 $V \in \mathbb{C}^{n \times k}, \Lambda \in \mathbb{C}^{k \times k}$ according to the flag value ϕ ;
for $j \leftarrow 1$ **to** d **do**
 4.0: Set $Y_j := V^*(X_j - \lambda_j I_n)V$;
 4.1: Set $Y_j := (Y_j + Y_j^*)/2$;
end
- 5: Solve $W = \arg \min_{U \in \mathcal{O}(n)} \sum_{k=1}^d \text{off}(U^* Y_k U)$ using complex valued Jacobi-like techniques as in Cardoso and Souloumiac (1996) with threshold $= \delta$;
- 6: Set $V := VW$;

return V

By combining algorithm 1 with the JADE algorithm in (Cardoso and Souloumiac, 1994, §4.1) we can obtain the prototypical time series model order reduction method described by algorithm 2. From here on, given a nonzero matrix $A \in \mathbb{C}^{p \times q}$, we write A^+ to denote the pseudo inverse of A in the sense of (Golub and Van Loan, 1996, §5.5.4).

The computational details related to the calculation of the data based matrices in the steps **0**: and **1**: of algorithm 2 are available as part of Python function `CumulantEstimate` included as part of the Python program `CumulantEstimate` and the notebooks `PyTJAE_ROM` and `PyParTJAE_ROM`, that are available at Vides (2021b).

Algorithm 2: Time series model order reduction

Data: SIGNAL MATRIX REPRESENTATION:

$\Sigma_{\mathbf{x}} \in \mathbb{C}^{p \times T}$, INTEGERS: $1 \leq k, q \leq p$,

THRESHOLD: $\delta > 0$, SELECTOR: ϕ

Result: $A, V, S, \{\{c_j[r]\}_{j=0}^{L_r}\}_{r=1}^k$

- 0: Form the sample covariance matrix $\hat{R}_{\mathbf{x}}$ and compute the whitening matrix $\hat{W}_{\mathbf{x}} \in \mathbb{C}^{p \times q}$ in the sense of (Cardoso and Souloumiac, 1994, §2.3).;
- 1: Form the sample fourth-order cumulants $\hat{Q}_{\mathbf{z}}$ of the whitened process $\mathbf{z}(t) = \hat{W}_{\mathbf{x}} \mathbf{x}(t)$; compute the q most significant eigenpairs $\{\lambda_r, \hat{M}_r : 1 \leq r \leq q\}$ in the sense of (Cardoso and Souloumiac, 1994, §3.1, §3.2);
- 2: Apply algorithm 1 to the matrices $\mathcal{Q}_1, \dots, \mathcal{Q}_q$ with $\mathcal{Q}_j = \lambda_j \hat{M}_j$, $\boldsymbol{\lambda} = \mathbf{0} \in \mathbb{C}^q$, $\phi = 1$ and $\varepsilon = \delta$, to compute a TJAE with matrix representation $V \in \mathcal{O}(q, k)$.
- 3: Set $A = \hat{W}_{\mathbf{x}}^+ V$
- 4: Set $S = [s_{k,j}] := V^* \hat{W}_{\mathbf{x}} \Sigma_{\mathbf{x}}$;
- 5: Compute coefficients $c_j[r]_{j=1}^L$ of the sparse autoregressive model corresponding to $[s_{r,j}]_{j=1}^T$, for $1 \leq r \leq k$, applying (Vides, 2021c, Algorithm 2).

return $A, V, S, \{\{c_j[r]\}_{j=0}^{L_r}\}_{r=1}^k$

5. NUMERICAL EXPERIMENTS

In this section we will consider a numerical example consisting of a discrete time vector valued signal of the form:

$$\mathbf{x}(t) = A\mathbf{s}(t) + \mathbf{e}(t), \quad (16)$$

where $\mathbf{e}(t)$ is a vector random variable, with $\mathbf{x}(t), \mathbf{e}(t) \in \mathbb{C}^{50}$ for each integer time $t \geq 0$. We will apply algorithm 2 to compute an approximate representation of the mixing matrix A of the form $\hat{A} = \hat{W}_{\mathbf{x}}^+ V$ together with a collection of sparse autoregressive models determined by (12).

The value $k = 18$ is determined as part of the TJAE based model order reduction process presented in this document. The configuration needed to replicate this experiment is included as part of the program `SourceModel.py` and the notebook `PyTJAE_ROM.ipynb` available at Vides (2021b).

The graphic representations of some of the results produced with the Python notebook `PyTJAE_ROM.ipynb`, corresponding to a reduced order model for the synthetic vector time series data $\{\mathbf{x}(t)\}_{t=0}^{T-1}$, recorded in the file `X.scv` that is available at the repository Vides (2021b), are shown in figures 1, 2, 3 and 4.

In figure 1 two components of the simulated signal $\{\hat{\mathbf{x}}(t)\}_{t \geq 0}$ are represented. The signal $\hat{\mathbf{x}}(t)$ is computed using the expression $\hat{\mathbf{x}}(t) = \hat{A}\hat{\mathbf{s}}(t) + \mathbf{m}^{\mathbf{x}} = \hat{W}_{\mathbf{x}}^+ V \hat{\mathbf{s}}(t) + \mathbf{m}^{\mathbf{x}}$, where each component $\hat{s}_j(t)$ of $\hat{\mathbf{s}}(t)$ is determined by a sparse autoregressive model of the form (12).

The randomness tests of the noises in figure 3 were performed using the Python functions `normaltest` from the module `scipy.stats`, and `random.score` from the module `randtest`.

In figure 4, the graphical representations of the root mean square errors $RMSE([x_j(t)], [\hat{x}_j(t)])$ corresponding to the

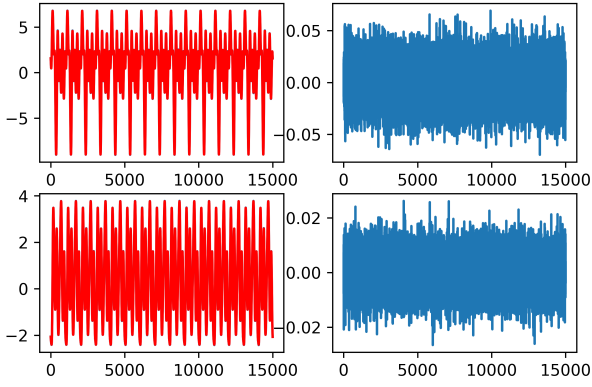


Fig. 1. First component reference signal $x_1(t)$ (blue) and identified signal $\hat{x}_1(t)$ (red) (top left). Noise corresponding to $\hat{e}_1 = x_1(t) - \hat{x}_1(t)$ (top right). Second component reference signal $x_2(t)$ (blue) and identified signal $\hat{x}_2(t)$ (red) (bottom left). Noise corresponding to $\hat{e}_2 = x_2(t) - \hat{x}_2(t)$ (bottom right).

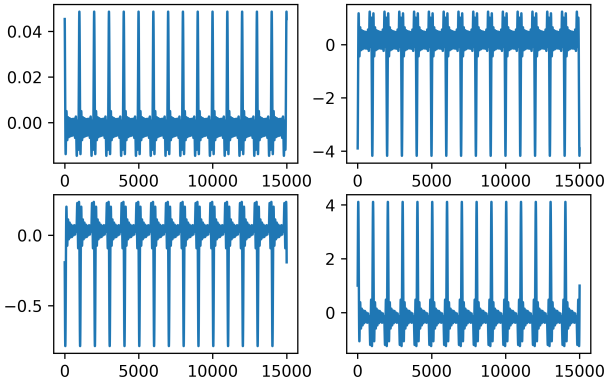


Fig. 2. Real part $\text{Re}(\hat{s}_1(t))$ of the simulated source component $\hat{s}_1(t)$ (top left). Imaginary part $\text{Im}(\hat{s}_1(t))$ of the simulated source component $\hat{s}_1(t)$ (top right). Real part $\text{Re}(\hat{s}_2(t))$ of the simulated source component $\hat{s}_2(t)$ (bottom left). Imaginary part $\text{Im}(\hat{s}_2(t))$ of the simulated source component $\hat{s}_2(t)$ (bottom right).

processes $\mathbf{x}(t)$ and $\hat{\mathbf{x}}(t)$ for $1 \leq j \leq 50$ and $t = 0, \dots, 14999$ are shown.

6. DATA AVAILABILITY

The Python programs that support the findings of this study are openly available in the PyTJAE repository, reference number Vides (2021b). The synthetic time series data used for the experiment documented in §5 are available as part of Vides (2021b).

7. CONCLUSION

The reduced order modeling techniques presented in this document can be effectively applied to approximately identify the independent sources of a given vector process

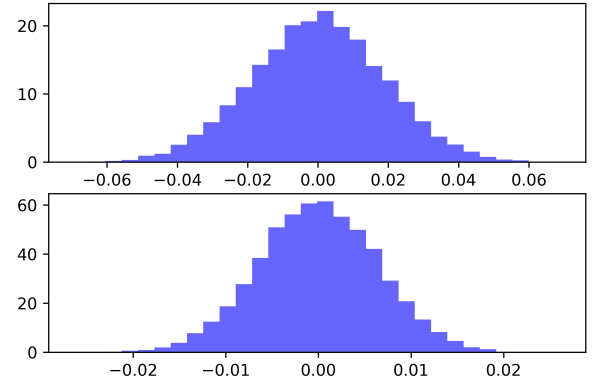


Fig. 3. Histogram corresponding to the noise $e_1(t) = x_1(t) - \hat{x}_1(t)$, the noise passes the randomness and normality test with a p -value of 0.475021660365485 (top). Histogram corresponding to the noise $e_2(t) = x_2(t) - \hat{x}_2(t)$, the noise passes the randomness and normality test with a p -value of 0.7092812842593954 (bottom).

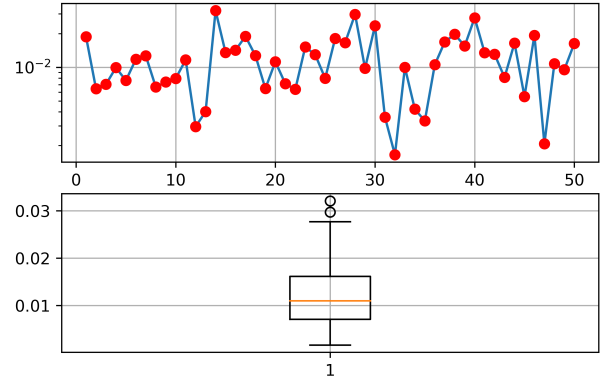


Fig. 4. Root mean square errors $RMSE([x_j(t)], [\hat{x}_j(t)])$ corresponding to the processes $\mathbf{x}(t)$ and $\hat{\mathbf{x}}(t)$ for $1 \leq j \leq 50$ and $t = 0, \dots, 14999$ (top). Boxplot diagram corresponding to the errors $RMSE([x_j(t)], [\hat{x}_j(t)])$ for $1 \leq j \leq 50$ and $t = 0, \dots, 14999$ (bottom).

$\{\mathbf{x}(t)\}_{t \geq 0}$. Applying randomness tests like the ones included as part of the experimental results in §5 one can obtain adaptive model order reduction methods that can determine at any given stage of a time series model identification process, what independent source components are suitable for a sparse model computation and when the model identification process has reached a point where the noise $\mathbf{e}(t) = \mathbf{x}(t) - \hat{A}\hat{A}^+\mathbf{x}(t) - \mathbf{m}^*$ is *random* or *irreducible*.

FUTURE WORK

The applications of the technology produced as part of the work reported in this document, to climate and epidemic dynamics modeling, will be further explored. Combining the techniques presented in this document with neural network representations of state transition operators, building on the ideas presented in Vides (2021c,a).

ACKNOWLEDGEMENTS

The numerical simulations documented in this paper were performed with computational resources from the Scientific Computing Innovation Center of UNAH, as part of the research project PI-063-DICIHT. Some experiments were performed on Google Colab and IBM Quantum Lab as well.

REFERENCES

- Cardoso, J.F. and Souloumiac, A. (1996). Jacobi angles for simultaneous diagonalization. *SIAM J. Mat. Anal. Appl.*, 17(1), 161–164.
- Cardoso, J. and Souloumiac, A. (1994). Blind beam-forming for non gaussian signals. *Radar and Signal Processing, IEE Proceedings F*, 140, 362 – 370. doi: 10.1049/ip-f-2.1993.0054.
- Chen, Z., Liu, Y., and Sun, H. (2021). Physics-informed learning of governing equations from scarce data. *Nature Communications*, 12(1), 6136. doi:10.1038/s41467-021-26434-1. URL <https://doi.org/10.1038/s41467-021-26434-1>.
- Eynard, D., Kovnatsky, A., Bronstein, M.M., Glashoff, K., and Bronstein, A.M. (2015). Multimodal manifold analysis by simultaneous diagonalization of laplacians. *IEEE Transactions on Pattern Analysis and Machine Intelligence*, 37(12), 2505–2517. doi: 10.1109/TPAMI.2015.2408348.
- Golub, G.H. and Van Loan, C.F. (1996). *Matrix Computations*. The Johns Hopkins University Press, Baltimore, 3rd edition.
- Hibat-Allah, M., Ganahl, M., Hayward, L.E., Melko, R.G., and Carrasquilla, J. (2020). Recurrent neural network wave functions. *Phys. Rev. Research*, 2, 023358. doi: 10.1103/PhysRevResearch.2.023358.
- Loring, T.A. (2015). K -theory and pseudospectra for topological insulators. *Ann. Physics*, 356, 383–416. doi:10.1016/j.aop.2015.02.031. URL <http://dx.doi.org/10.1016/j.aop.2015.02.031>.
- Ludescher, J., Martin, M., Boers, N., Bunde, A., Ciemer, C., Fan, J., Havlin, S., Kretschmer, M., Kurths, J., Runge, J., Stolbova, V., Surovyatkina, E., and Schellnhuber, H.J. (2021). Network-based forecasting of climate phenomena. *Proceedings of the National Academy of Sciences*, 118(47). doi:10.1073/pnas.1922872118. URL <https://www.pnas.org/content/118/47/e1922872118>.
- Nordhausen, K., Matilainen, M., Miettinen, J., Virta, J., and Taskinen, S. (2021). Dimension reduction for time series in a blind source separation context using r. *Journal of Statistical Software*, 98(15), 1–30. doi: 10.18637/jss.v098.i15.
- Schneiderbauer, L. and Steinacker, H.C. (2016). Measuring finite quantum geometries via quasi-coherent states. *Journal of Physics A: Mathematical and Theoretical*, 49(28), 285301.
- Van Loan, C.F. and Golub, G. (1996). *Matrix computations (Johns Hopkins studies in mathematical sciences)*. The Johns Hopkins University Press.
- Vides, F. (2021a). Computing semilinear sparse models for approximately eventually periodic signals. *CoRR*, abs/2110.08966. URL <https://arxiv.org/abs/2110.08966>.
- Vides, F. (2021b). Pytjae: A python toolset for truncated joint approximate eigenbases computation and reduced order modeling. URL <https://github.com/FredyVides/PyTJAE>.
- Vides, F. (2021c). Sparse system identification by low-rank approximation. *CoRR*, abs/2105.07522. URL <https://arxiv.org/abs/2105.07522>.