

Treatment Effect Risk: Bounds and Inference

NATHAN KALLUS, Netflix and Cornell University

Since the average treatment effect (ATE) measures the change in social welfare, even if positive, there is a risk of negative effect on, say, some 10% of the population. Assessing such risk is difficult, however, because any one individual treatment effect (ITE) is never observed so the 10% worst-affected cannot be identified, while distributional treatment effects only compare the first deciles within each treatment group, which does not correspond to any 10%-subpopulation. In this paper we consider how to nonetheless assess this important risk measure, formalized as the conditional value at risk (CVaR) of the ITE distribution. We leverage the availability of pre-treatment covariates and characterize the tightest-possible upper and lower bounds on ITE-CVaR given by the covariate-conditional average treatment effect (CATE) function. Some bounds can also be interpreted as summarizing a complex CATE function into a single metric and are of interest independently of being a bound. We then proceed to study how to estimate these bounds efficiently from data and construct confidence intervals. This is challenging even in randomized experiments as it requires understanding the distribution of the unknown CATE function, which can be very complex if we use rich covariates so as to best control for heterogeneity. We develop a debiasing method that overcomes this and prove it enjoys favorable statistical properties even when CATE and other nuisances are estimated by black-box machine learning or even inconsistently. Studying a hypothetical change to French job-search counseling services, our bounds and inference demonstrate a small social benefit entails a negative impact on a substantial subpopulation.

1 INTRODUCTION

Policymakers and project managers regularly conduct randomized experiments (“A/B tests”) to assess a potential change to policy or product. In this context, a key metric is the *average treatment effect (ATE)*, the difference in the population-average of outcomes when everyone is treated and when no one is treated. Especially in digital platforms, proposed changes, once evaluated, are most often either scrapped/reworked or rolled out to the entire user base. Identifying an individual’s outcome with their utility (as we will throughout this paper), the ATE exactly characterizes the difference in social welfare in these two counterfactual scenarios. In experiments with no interference, the ATE can be easily estimated by differences in average outcomes across treatment groups. The ATE can even be estimated from observational data, provided some assumptions hold, *e.g.*, unconfoundedness [26]. By linearity, the ATE coincides with the population-average of each *individual’s* treatment effect, the difference in their own individual utility in the two counterfactual scenarios. Thus, when “A” represents the status quo and “B” the proposed change, the ATE is the average benefit (or, negative harm) that individuals would experience due to the proposal.

It is widely recognized, however, that treatment effects can vary widely between individuals [14, 24]. Thus, even if the ATE is positive so that the average of individual benefits is positive, there is a *risk* that many individuals may be harmed by the proposed change. Crucially, even *distributional* treatment effects (*e.g.*, quantile treatment effects), which compare the two counterfactual utility distributions beyond their means, *cannot* capture this risk. Indeed, Imbens and Wooldridge [27] note that “quantile effects are defined as differences between quantiles of the two marginal potential outcome distributions, and not as quantiles of the unit level effect.” Imbens and Wooldridge [27] nonetheless advocate to focus on the former rather than the latter because policy “choice should be governed by preferences of the policymaker over these distributions.” However, such rational-decision-making framing somehow presumes a policymaker facing a choice between lotteries that draw at random from the individual outcomes. Instead, when concerned with issues of equity beyond social welfare, we should worry about the individuals, not the decision maker. Hypothetically, harm to some individuals (negative utility difference) is possible even when the utility distribution under “treat all” stochastically dominates that under “treat none” so that *any* rational actor with *any* utility function would choose the “treat all” distribution.

One way to gain further insight into heterogeneity and inequities is to consider differences in conditional ATEs (CATEs) given pre-treatment covariates. For example, if we observe a discrete sensitive attribute such as membership in ethnoracial groups, we can simply measure ATE in each group and compare. (And, we may still make some inferences on these even if we do not observe such attributes; see [10, 32].) But it may not be clear in all contexts what are relevant such sensitive attributes and whether we are omitting important ones. Given very rich and continuous pre-treatment covariates, we can still reliably learn the CATE function flexibly by leveraging recent advances in causal machine learning [3, 25, 35, 38, 40, 51]. But it may still not be clear whether the conditioning variables are relevant for fairness considerations, what groups we may or have not captured in this way, and/or how to summarize the many individual predictions of a complex machine-learned CATE.

It is therefore particularly appealing to focus directly on the distribution of *individual* effects, such as the average effects among the worst-affected 10%, 20%, *etc.*, corresponding to the conditional value at risk (CVaR) of this distribution. The crucial challenge is of course that no individual effect can ever be observed – the so-called Fundamental Problem of Causal Inference. On the other hand, regardless of whether covariates are meaningful or not in terms of fairness considerations, if they control for heterogeneity, CATE can provide good predictions for individual effect. In this paper, we show how rich covariates offer an opportunity to at least proxy these important but unidentifiable treatment effect risk measures. Specifically, we provide the tightest-possible upper and lower bounds on these measures given by CATE. This characterizes the bounds in terms of the population distribution of observables, so a remaining question is estimation and inference from data, whether experimental or observational. Since the CATE function can be very high-dimensional, especially if we use a lot of covariates so as to control for the most heterogeneity, this task can be difficult and naïve plug-in approaches may easily fail. We design debiased estimators and confidence intervals for our bounds that overcome this challenge by being exceedingly robust: given very rough, machine-learned estimates of CATE and other nuisances, they have behave as though we used perfect estimates; they remain consistent even when some nuisances are mis-estimated; and surprisingly they still provide valid bounds when CATE is mis-estimated. We conclude by using our tools to illustrate treatment effect risk in a case study of job-search-assistance unemployment benefits.

2 PROBLEM SET UP AND DEFINITIONS

We consider a population wherein each individual is associated with two real-valued potential outcomes, $Y^*(0)$ and $Y^*(1)$, corresponding to the utility of the individual under the “treat-all” and “treat-none” scenarios, respectively. We define the *individual treatment effect* (ITE) as $\delta = Y^*(1) - Y^*(0)$, and we assume throughout that $\mathbb{E}\delta^2 < \infty$. The *average treatment effect* (ATE) is $\bar{\tau} = \mathbb{E}\delta = \mathbb{E}[Y^*(1)] - \mathbb{E}[Y^*(0)]$. Each individual is also associated with some baseline covariates, $X \in \mathcal{X}$, which are the observable characteristics of the individual. We define the *conditional-average treatment effect* (CATE) as $\tau(X) = \mathbb{E}[\delta | X] = \mu(X, 1) - \mu(X, 0)$, where $\mu(X, a) = \mathbb{E}[Y^*(a) | X]$. Note that $\bar{\tau} = \mathbb{E}\tau(X)$.

As motivated in Section 1, a key quantity of interest when concerned with equity in treatment effects is the average effect among the $(100 \times \alpha)\%$ -worst affected. This quantity coincides with the notion of *conditional value at risk* (CVaR; [43]), also known as *expected shortfall* or *superquantile*. Consider a real-valued random variable Z with finite mean and cumulative distribution function $F_Z(z) = \mathbb{P}(Z \leq z)$. We define its (left) CVaR at level α as:¹

$$\text{CVaR}_\alpha(Z) = \sup_{\beta} \left(\beta + \frac{1}{\alpha} \mathbb{E}(Z - \beta)_- \right), \quad (1)$$

¹Note that usually CVaR is defined for the right tail, corresponding to our $-\text{CVaR}_\alpha(-Z)$, viewing Z as a disutility. We define it for the left tail to make it easiest to interpret as the average utility effect on a worst-affected subpopulation.

where $(u)_- = u \wedge 0$ is the negative-part function. Note that the objective function of Eq. (1) is concave in β and that $\text{CVaR}_1(Z) = \sup_{\beta} \mathbb{E}(Z \wedge \beta) = \mathbb{E}Z$. An optimal solution β is given by the α -quantile:

$$F_Z^{-1}(\alpha) = \inf\{\beta : F_Z(\beta) \geq \alpha\}, \quad (2)$$

The connection between CVaR and the average of the left tail is that, provided $F_Z(F_Z^{-1}(\alpha)) = \alpha$ (such as if Z were continuous), then we have $\text{CVaR}_\alpha(Z) = \mathbb{E}[Z \mid Z \leq F_Z^{-1}(\alpha)]$. Otherwise, $\text{CVaR}_\alpha(Z)$ is a convex combination of $\mathbb{E}[Z \mid Z < F_Z^{-1}(\alpha)]$ and $\mathbb{E}[Z \mid Z \leq F_Z^{-1}(\alpha)]$, and unlike either of these two it is always continuous in α and is a coherent risk measure [2]. It is therefore the *correct* generalization of “average of the $(100 \times \alpha)\%$ -lowest values” when such is ambiguous due to discontinuities.

We are thus interested in the CVaR of the ITEs, $\text{CVaR}_\alpha(\delta)$, as a formalization of the average effect among the worst affected. However, as discussed and further illustrated in Example 2.1 below, this quantity is not identifiable. We cannot observe each individuals’ potential outcomes and, in particular, their ITE.

Instead, we consider having data from a randomized experiment or observational study, where each individual is also associated with a treatment variable $A \in \{0, 1\}$, and what we observe for each individual in our data set are their covariate X , treatment A , and *observed* outcome resulting from this treatment $Y = Y^*(A)$. That we actually observe any of $Y^*(0)$, $Y^*(1)$, even if we do not observe both, is an assumption of non-interference [44]: the individual’s outcome is the same whether everyone is treated or if they are treated but some others are not treated (and vice versa for none are treated). We assume throughout that the data is (conditionally) unconfounded: $Y^*(a) \perp\!\!\!\perp A \mid X$. This is ensured by design for randomized experiments and is an assumption for observational studies. Our focus is generally the experimental setting, but our results easily extend to observational studies, so we give a unified presentation by assuming unconfoundedness. Under this assumption the ATE and CATE are easily identified, that is, can be written as a function of the distribution of (X, A, Y) alone: $\mu(X, a) = \mathbb{E}[Y \mid X, A = a]$, $\tau(X) = \mathbb{E}[Y \mid X, A = 1] - \mathbb{E}[Y \mid X, A = 0]$, and $\bar{\tau} = \mathbb{E}\tau(X)$ (or, just $\bar{\tau} = \mathbb{E}[Y \mid A = 1] - \mathbb{E}[Y \mid A = 0]$ if $X \perp\!\!\!\perp A$). Even the marginal or X -conditional distributions of each of $Y^*(1)$ and $Y^*(0)$ are identified, but their joints are not. We also define the propensity score $e(X) = \mathbb{P}(A = 1 \mid X)$ and marginal-outcome regression $\bar{\mu}(X) = \mathbb{E}[Y \mid X] = e(X)\mu(X, 1) + (1 - e(X))\mu(X, 0)$.

We now present a simple example to illustrate treatment effect risk and its unidentifiability.

Example 2.1 (Simple Example). Suppose for some $\mu(1) \geq \mu(0)$ and $\rho \in [-1, 1]$,

$$\begin{pmatrix} Y^*(0) \\ Y^*(1) \end{pmatrix} \sim \mathcal{N}\left(\begin{pmatrix} \mu(0) \\ \mu(1) \end{pmatrix}, \begin{pmatrix} 1 & \rho \\ \rho & 1 \end{pmatrix}\right).$$

Regardless of ρ , we have that if $\mu(1) > \mu(0)$ then not only is $\bar{\tau} > 0$ but also the distribution of $Y^*(1)$ *stochastically dominates* that of $Y^*(0)$ so that the former is *strictly preferable* as a lottery to *any* rational agent, and if $\mu(1) = \mu(0)$ then the two distributions are completely *indistinguishable*. However, the distribution of the ITE depends on ρ : we have $\delta \sim \mathcal{N}(\mu(1) - \mu(0), \sqrt{2 - 2\rho})$. The 10%-quantile and -CVaR are $F_\delta^{-1}(0.1) = \bar{\tau} - 1.28\sqrt{2 - 2\rho}$, $\text{CVaR}_{0.1}(\delta) = \bar{\tau} - 1.75\sqrt{2 - 2\rho}$. Their unidentifiability is easily seen since if we fix any $\mu(0)$, $\mu(1)$ and $\mathbb{P}(A = 1)$, then the distribution of (A, Y) remains fixed for any ρ , while the quantile and CVaR vary as we change ρ .

The unidentifiability of treatment effect risk motivates us to consider what are the tightest-possible bounds on it that are identifiable and how do we actually estimate these bounds from data. We tackle the first question in Section 3 and the latter in Section 4.

Remark 1 (Treat-all-or-none vs covariate-conditional policies). We focused so far on the policy choice between “treat all” and “treat none,” but if we have covariates then we may also consider policies that make treatment choice conditional on these. Learning optimal such policies has been the subject of much recent research [4, 28, 29, 34, 36, 41, 52]. Putting estimation aside, doing this will ensure that no covariate-defined group has a negative group-average treatment effect.² However, policies personalizing based on all available covariates are usually infeasible, whether for operational constraints (e.g., an infrastructural change that cannot be deployed piecemeal), reliability concerns (e.g., it is unlikely that such fine-grained personalized effects are persistent enough to merit disparate treatment), or ethical/reputational considerations (e.g., it may be inappropriate to deliver a different product experience to different demographics). Nonetheless, to the extent that we have some covariates we are willing to personalize on and additional covariates that further explain heterogeneity, all of our results still apply by simply conditioning everything on the former covariates.

Remark 2 (Risk of observed vs unobserved variables). CVaR is an example of coherent risk measures [2], which are commonly used to assess distributions beyond their expectation and are equivalent to distributionally-robust worst-case expectations [45]. For example, CVaR corresponds to worst-case expectations over distributions with density with respect to the given distribution bounded by $1/\alpha$. Alternative ambiguity sets may be defined by f -divergences or other distributional distances [e.g., 8, 9, 19]. In both finance [37], distributionally-robust supervised learning [5], and demographics-free fair supervised learning [39], however, the variable whose risk is of interest is *always observed*. E.g., the classification loss incurred by a model is observed on each training example. In causal inference, this is analogous to distributional treatment effects on CVaR [31], where we are only concerned with the risk of the *observed* outcome, separately in each treatment group. Distributional effects are subject to the limitations discussed in Section 1. In contrast, here we are interested in the risk of an *unobserved variable*, hence we consider bounds in Section 3. And, in terms of inference, we will be concerned in the risk of an *unknown function* of observables, hence we develop methods in Section 4 that work even when this function is learned imprecisely or inaccurately.

3 BOUNDS

We now discuss bounds on $\text{CVaR}_\alpha(\delta)$ when we just have the CATE function: first upper bounds, then lower bounds.

3.1 Upper Bound: The CATE-CVaR

An upper bound on $\text{CVaR}_\alpha(\delta)$ is perhaps the most important: if it is significantly negative or significantly lower than the ATE, we can definitely say that the proposed change may pose a risk or inequity to an α -fraction of the population.

THEOREM 3.1 (UPPER BOUND BY CATE-CVaR).

$$\text{CVaR}_\alpha(\delta) \leq \text{CVaR}_\alpha(\tau(X)). \quad (3)$$

Moreover, the bound is tight in the sense that given any distribution on \mathcal{X} and any integrable function $\tau : \mathcal{X} \rightarrow \mathbb{R}$ there is a joint distribution on (X, δ) with the same marginal on X , $\tau(X) = \mathbb{E}[\delta \mid X]$, and Eq. (3) holding with equality.

Since the CATE $\tau(X)$ represents our *best guess* for ITE δ (in terms of mean squared error), it makes sense to proxy $\text{CVaR}_\alpha(\delta)$ by imputing the unknown δ with $\tau(X)$. Theorem 3.1 shows that this in fact provides an upper bound, which arises immediately from Jensen’s inequality.³ This is intuitive in the fully-continuous case: while both $\text{CVaR}_\alpha(\delta)$ and $\text{CVaR}_\alpha(\tau(X))$ are average effects on an adversarial $(100 \times \alpha)\%$ -subpopulation (under continuity), the former can

²However, even such perfect personalization can induce disparate impacts, which are generally only partially identifiable [33].

³We can in fact extend Eq. (3) to any coherent risk measure by writing $\delta = \tau(X) + (\delta - \tau(X))$ and using sub-additivity and normalization.

consider *any* $(100 \times \alpha)\%$ -subpopulation while the latter can only consider $(100 \times \alpha)\%$ -subpopulations defined in terms of X . Or, contrapositively, if the effect on the worst-affected $(100 \times \alpha)\%$ -subpopulation is at least v , then the effect on *any* $(100 \times \alpha)\%$ -subpopulation must be at least v , including the worst X -defined such subpopulation. This bound is also tight: given just $\tau(X)$, it cannot be improved.⁴

Since $\text{CVaR}_\alpha(Z)$ is monotonic in α , Theorem 3.1 gives an ordering of metrics:

$$\text{CVaR}_{\alpha_1}(\delta) \leq \text{CVaR}_{\alpha_2}(\delta) \leq \text{CVaR}_{\alpha_2}(\tau(X)) \leq \text{CVaR}_{\alpha_3}(\tau(X)) \leq \bar{\tau} \quad \text{for any } 0 < \alpha_1 \leq \alpha_2 \leq \alpha_3 \leq 1. \quad (4)$$

Remark 3 (CVaR as a summary of CATE). Aside from being a bound, $\text{CVaR}_\alpha(\tau(X))$ may be of independent interest as a summary of effect heterogeneity along observed covariates X . For example, rather than using as many X as possible to control for heterogeneity, we may instead just have several meaningful covariates along which we are explicitly concerned about equity. However, as soon as X does not consist of just a few discrete levels, understanding the many facets of the estimated heterogeneity is challenging, both for interpretation and statistically. We could test the statistical hypothesis of no heterogeneity with respect to X [12, 14, 15, 21, 46].⁵ For example, in the simplest parametric case where $\mu(x, a) = (\gamma_0 + a \gamma_\tau)^\top x$, we could use ANOVA to test whether all treatment-interaction coefficients are zero ($H_0 : \gamma_\tau = 0$). This, however, may detect small heterogeneity in small subpopulations, may be inappropriate if we expect heterogeneity (as we should), and may not lend itself to assessment of magnitude. In contrast, CVaR is a simple and meaningful summary of the distribution of $\tau(X)$ and, in particular, its tails. Of course, it may be difficult to conduct inference on it, given that $\tau(X)$ is an unknown and maybe complex function, which is a challenge we tackle in Section 4.

Remark 4 (*Who is negatively affected?*). Suppose we find that $\text{CVaR}_\alpha(\tau(X)) < 0$ while $\bar{\tau} > 0$, where α is a “substantial” fraction. That is, while the proposed change has positive social benefit, this is carried on the backs of a large negatively-impacted subpopulation. While that may be enough to cool enthusiasm for the change *despite* its initially seeming positive or at least harmless, we may still want to investigate *who* are the individuals that would be harmed. This, for example, can help design a new, better treatment.

Up to discontinuities, $\text{CVaR}_\alpha(\tau(X))$ is just the ATE among the subpopulation with covariates X satisfying $\tau(X) \leq F_{\tau(X)}^{-1}(\alpha)$. So, we *can* identify this subpopulation from data. A question may be whether we can also *interpret* it. If $\tau(X)$ is simple (or estimated by a simple but misspecified model, which still provides a bound per Theorem 4.7) then this may be doable directly. *E.g.*, if $\tau(X)$ is linear, the subpopulation is a halfspace in X -space. Otherwise, we can consider summary statistics of this subpopulation, such as the fraction belonging to certain sensitive groups. Or, we can learn simpler models to explain membership [49]. Alternatively, given we observe a disparity at a “substantial” α , we can *separately* investigate which variables negatively modulate treatment effect. *E.g.*, we can draw inferences on the coefficients in the linear projection of CATE, $\arg\min_Y \mathbb{E}(\tau(X) - \gamma^\top X)^2$ [12, 30, 35].

3.2 Lower Bounds under Limited Residual Heterogeneity Range

Much as we may try to control for most heterogeneity, disparate predictiveness of covariates may mean some negative ITEs are averaged out and hidden while others are singled out. A remedy when concerned about disproportionate predictiveness among sensitive groups (*e.g.*, race) would be to include it (or proxies) within X . But, we may always worry about missing something. A lower bound can provide assurances about what the upper bound may be missing.

⁴Note the bound may not be tight given the distribution of (X, A, Y) , which may have implications on the conditional distribution of $(\delta | X)$ beyond its mean, such as given by the Fréchet-Hoeffding bounds. We avoid this route in order to focus on the best bounds given just by the CATE, which is the most commonly used in practice to understand effect heterogeneity. Sharp bounds based on a data-combination perspective are left to future work.

⁵There are also tests for the presence of heterogeneity *not* explained by X [16, 17]. These, like us, also leverage sharp bounds on unidentifiable quantities.

To get a lower bound, we must control the residual heterogeneity not explained by X , that is, how different δ can be from $\tau(X)$. Our first set of lower bounds limit the range of residual heterogeneity, meaning almost-sure bounds on $\delta - \tau(X)$, while our second set of lower bounds limit the variance of residual heterogeneity, meaning bounds on $\text{Var}(\delta | X) = \mathbb{E}(\delta - \tau(X))^2$.

THEOREM 3.2. *Suppose $|\tau(X) - \delta| \leq b$ for some constant $b \geq 0$. Then*

$$\text{CVaR}_\alpha(\delta) \geq \sup_{\beta} \left(\beta + \frac{1}{2\alpha} \mathbb{E}[(\tau(X) - b - \beta)_-] + \frac{1}{2\alpha} \mathbb{E}[(\tau(X) + b - \beta)_-] \right). \quad (5)$$

Moreover, the bound is tight in the sense that given any distribution on \mathcal{X} , and any integrable function $\tau : \mathcal{X} \rightarrow \mathbb{R}$, there is a joint distribution on (X, δ) with the same marginal on X , $\tau(X) = \mathbb{E}[\delta | X]$, $|\tau(X) - \delta| \leq b$, and Eq. (5) holding with equality.

The right hand side of Eq. (5) is exactly the α -CVaR of the equal-mixture distribution of $\tau(X) - b$ and $\tau(X) + b$. Indeed, it reduces to $\text{CVaR}_\alpha(\tau(X))$ when $b = 0$, which is equivalent to assuming $\delta = \tau(X)$. One can also verify that for $\alpha = 1$, the right-hand side of Eq. (5) becomes $\bar{\tau}$ for any b , as would be necessary for tightness. The lower bound is established via weak semi-infinite duality and its tightness by exhibiting the equal-mixture distribution.

By noting that $(\tau(X) \pm b - \beta)_- \geq (\tau(X) - \beta)_- - b$, we can also see that Eq. (5) upper bounds $\text{CVaR}_\alpha(\tau(X)) - b$, offering a clear comparison to the upper bound, albeit being a looser bound. It does turn out to be tight, however, if we only assume a one-sided-bounded range.

THEOREM 3.3. *Suppose $\tau(X) - \delta \leq b$ for some constant $b \geq 0$. Then*

$$\text{CVaR}_\alpha(\delta) \geq \text{CVaR}_\alpha(\tau(X)) - b. \quad (6)$$

Moreover, the bound is tight for $\alpha < 1$ in the sense that given any $\varepsilon > 0$, any distribution on \mathcal{X} , and any integrable function $\tau : \mathcal{X} \rightarrow \mathbb{R}$, there is a joint distribution on (X, δ) with the same marginal on X , $\tau(X) = \mathbb{E}[\delta | X]$, $\tau(X) - \delta \leq b$, and Eq. (6) holding with equality up to ε error.

The lower bound is immediate and its tightness given by exhibiting a skewed two-point-mass conditional ITE distribution. For $\alpha = 1$, Eq. (6) simply reads $\bar{\tau} \geq \bar{\tau} - b$. Surprisingly, for $\alpha < 1$, Eq. (6) is actually *tight*.

For both Theorems 3.2 and 3.3, since the argument proceeds separately by value of X , we can easily extend to the case where $b : \mathcal{X} \rightarrow \mathbb{R}$ is a given integrable function rather than a constant: b is replaced with $b(X)$ in the right-hand side of Eq. (5), and the right-hand side of Eq. (6) becomes $\text{CVaR}_\alpha(\tau(X) - b(X))$. We omit this extension since it is far easier to calibrate a single constant in practice.

3.3 Lower Bounds under Limited Residual Heterogeneity Variance

A limitation of the bounds in Section 3.2 is that limiting residual heterogeneity within a range may be implausible, or plausible only with a very large range, leading to a weak lower bound. We therefore next explore the implication of just bounding the residual variance of ITE after controlling for X , which we can bound given observables.

THEOREM 3.4. *Suppose $\text{Var}(\delta | X) \leq \bar{\sigma}^2(X)$ for some integrable function $\bar{\sigma}^2 : \mathcal{X} \rightarrow \mathbb{R}_+$. Then*

$$\text{CVaR}_\alpha(\delta) \geq \sup_{\beta} \left(\beta + \frac{1}{2\alpha} \mathbb{E} \left[\tau(X) - \beta - \sqrt{(\tau(X) - \beta)^2 + \bar{\sigma}^2(X)} \right] \right). \quad (7)$$

Moreover, the bound is tight in the sense that given any $\varepsilon > 0$, any distribution on X , and any square-integrable function $\tau : X \rightarrow \mathbb{R}$, there is a joint distribution on (X, δ) with the same marginal on X , $\tau(X) = \mathbb{E}[\delta | X]$, $\text{Var}(\delta | X) \leq \bar{\sigma}^2(X)$, and Eq. (7) holding with equality up to ε error.

The proof of Theorem 3.4 leverages strong duality for convex semi-infinite optimization. Note that assuming $\delta = \tau(X)$ is equivalent to $\text{Var}(\delta | X) = 0$, and indeed the right-hand side of Eq. (7) exactly becomes $\text{CVaR}_\alpha(\tau(X))$ when $\bar{\sigma}^2(X) = 0$. One can also verify that for $\alpha = 1$, the right-hand side of Eq. (7) becomes $\bar{\tau}$ for any $\bar{\sigma}^2(X)$. Since $|\delta - \tau(X)| \leq b$ implies $\text{Var}(\delta | X) \leq b^2$, plugging in $\bar{\sigma}^2(X) = b^2$ into Eq. (7) must be no larger than Eq. (5) by tightness. We can indeed directly verify that, by triangle inequality twice, $\sum_{\pm} (\tau(X) \pm b - \beta)_- = \tau(X) - \beta - \frac{1}{2} \sum_{\pm} |\tau(X) \pm b - \beta| \geq \tau(X) - \beta - \sqrt{(\tau(X) - \beta)^2 + b^2}$.

A bound on residual variance may be both more plausible and easier to calibrate than a bound on absolute range. In particular, letting $\rho(X) = \text{Corr}(Y(0), Y(1) | X) \in [-1, 1]$, we have

$$\text{Var}(\delta | X) = \text{Var}(Y | X, A = 0) + \text{Var}(Y | X, A = 1) - 2\rho(X) \text{Var}^{1/2}(Y | X, A = 0) \text{Var}^{1/2}(Y | X, A = 1), \quad (8)$$

where all terms aside from $\rho(X)$ are identifiable from data. Thus, postulating different correlations between potential outcomes, we obtain different bounds. The above is maximized for $\rho(X) = -1$, which is tight, as all correlations are realizable. Thus, plugging $\bar{\sigma}^2 = (\text{Var}^{1/2}(Y | X, A = 0) + \text{Var}^{1/2}(Y | X, A = 1))^2$ into Eq. (7) yields a tight lower bound on ITE-CVaR, given conditional expectations and variances. We may obtain better bounds if we are willing to postulate larger $\rho(X)$.

Theorem 3.4 also implies a simpler but looser bound, more directly showing how far off $\text{CVaR}_\alpha(\tau(X))$ is.

COROLLARY 3.5.

$$0 \leq \text{CVaR}_\alpha(\tau(X)) - \text{CVaR}_\alpha(\delta) \leq \frac{1}{2\alpha} \mathbb{E} \left[\text{Var}^{1/2}(\delta | X) \right] \quad (9)$$

$$\leq \frac{1}{2\alpha} \mathbb{E} \left[\text{Var}^{1/2}(Y | X, A = 0) + \text{Var}^{1/2}(Y | X, A = 1) \right] \quad (10)$$

$$\leq \frac{1}{2\alpha} \sqrt{\mathbb{E} \left[(Y - \mu(X, A))^2 | A = 0 \right]} + \frac{1}{2\alpha} \sqrt{\mathbb{E} \left[(Y - \mu(X, A))^2 | A = 1 \right]}. \quad (11)$$

Equation (9) more transparently bounds the slack in Eq. (3) in terms of residual effect variance. However, unlike Eq. (7), it is certainly not tight, as can be clearly seen for $\alpha = 1$. Equation (11) is even looser but is particularly appealing as it does not require $\text{Var}(Y | X, A)$: it is written solely in terms of the squared error loss of regressing Y on X in the treatment and control groups, separately. That is, the nonparametric R^2 times the variance of outcomes in each group.

4 INFERENCE

We now turn from the question of identifying tight bounds in terms of distributions of observables to the question of estimating these from data on observables and constructing confidence intervals.

Suppose we observe data $(X_i, A_i, Y_i) \sim (X, A, Y)$, $1 \leq i \leq n$. The data can either come from a randomized experiment or an observational study where we assume unconfoundedness. For the purpose of this section, the only technical difference between these two cases is whether the propensity score, $e(X) = \mathbb{P}(A = 1 | X)$, is known exactly or not. In experimental settings usually $e(X)$ is constant and does not depend on X (i.e., $A \perp\!\!\!\perp X$), but whether or not that is the case does not matter as long as $e(X)$ is known. In observational settings $e(X)$ may be estimated.

We focus here on inference on CATE-CVaR. We provide analogous procedures for the lower bounds of Theorems 3.2 to 3.4 and Corollary 3.5 in Appendix A. Fix α and let $\Psi = \text{CVaR}_\alpha(\tau(X)) = \beta^* + \frac{1}{\alpha} \mathbb{E}(\tau(X) - \beta^*)_+$ be our target

Algorithm 1 Point estimate and confidence interval for $\text{CVaR}_\alpha(\tau(X))$

Input: Level $\alpha \in (0, 1)$, data $\{(X_i, A_i, Y_i) : i = 1, \dots, n\}$, number of folds K , propensity and regression estimators

- 1: **for** $k = 1, \dots, K$ **do**
- 2: Estimate $\hat{e}^{(k)}, \hat{\mu}^{(k)}, \hat{\tau}^{(k)}$ by applying given estimators to the data $\{(X_i, A_i, Y_i) : i \neq k - 1 \pmod{K}\}$
- 3: Set $\hat{\beta}^{(k)} = \inf\{\beta : \sum_{i \neq k-1 \pmod{K}} (\mathbb{I}[\hat{\tau}^{(k)}(X_i) \leq \beta] - \alpha) \geq 0\}$
- 4: **for** $i \equiv k - 1 \pmod{K}$ **do**
- 5: Set $\phi_i = \hat{\beta}^{(k)} + \frac{1}{\alpha} \mathbb{I}[\hat{\tau}^{(k)}(X_i) \leq \hat{\beta}^{(k)}] \left(\hat{\mu}^{(k)}(X_i, 1) - \hat{\mu}^{(k)}(X_i, 0) + \frac{A_i - \hat{e}^{(k)}(X_i)}{\hat{e}^{(k)}(X_i)(1 - \hat{e}^{(k)}(X_i))} (Y_i - \hat{\mu}^{(k)}(X_i, A_i)) - \hat{\beta}^{(k)} \right)$
- 6: **end for**
- 7: **end for**
- 8: Set $\hat{\Psi} = \frac{1}{n} \sum_{i=1}^n \phi_i$, $\hat{\text{se}} = \sqrt{\frac{1}{n(n-1)} \sum_{i=1}^n (\phi_i - \hat{\Psi})^2}$
- 9: Return $\hat{\Psi}$ as point estimate and $[\hat{\Psi} \pm \Phi^{-1}((1 + \gamma)/2) \hat{\text{se}}]$ as γ -confidence intervals

of interest, where $\beta^* = F_{\tau(X)}^{-1}(\alpha) = \inf\{\beta : \mathbb{P}(\tau(X) \leq \beta) \geq \alpha\}$. Since $\tau(X)$ is not directly observed, the first step toward this target is fitting it. Fortunately, recent advances in causal machine learning provide excellent tools for this [3, 25, 35, 38, 40, 51]. However, given an estimate $\hat{\tau}$, it is not enough to take a plug-in sample-average approximation, $\hat{\Psi}^{\text{plug-in}} = \sup_{\beta} (\beta + \frac{1}{n\alpha} \sum_{i=1}^n (\hat{\tau}(X_i) - \beta)_-)$. The statistical behavior of $\hat{\Psi}^{\text{plug-in}}$ depends heavily on that of $\hat{\tau}$: if $\hat{\tau}$ converges slowly and has non-negligible bias, as may be the case if it were fit by flexible machine-learning methods, both estimation rates and valid inference may be imperiled for $\hat{\Psi}^{\text{plug-in}}$.

Instead, we develop a debiasing approach that aims to be insensitive to the CATE estimation, easily accommodating both parametric and machine-learning CATE estimates. A difficulty is that we need to estimate β^* , but it cannot be written as a solution to a moment equation in $X, Y(0), Y(1)$, so its efficient/orthogonal estimation is unclear, unlike the case of quantiles of potential outcomes or quantile treatment effects [7, 20, 31] or as used in efficient CVaR-treatment-effect estimation [31]. Fortunately, we only care about Ψ , not β^* , and we can leverage the special optimization structure in Ψ to be insensitive to perturbations in β^* so that even a rough estimate suffices. Our approach is therefore unique: we treat both τ and β^* as nuisance parameters, in addition to and separately from e and μ , and attempt to be simultaneously orthogonal to the estimation of all of these nuisances.

Our estimation and inference procedure is presented in Algorithm 1. The algorithm proceeds by approximating the sample average of $\Psi = \mathbb{E}\phi(X, A, Y, e, \mu, \tau, \beta^*)$, where for any $\check{e}, \check{\mu}, \check{\tau}, \check{\beta}$, we define

$$\phi(X, A, Y; \check{e}, \check{\mu}, \check{\tau}, \check{\beta}) = \check{\beta} + \frac{1}{\alpha} \mathbb{I}[\check{\tau}(X) \leq \check{\beta}] \left(\check{\mu}(X, 1) - \check{\mu}(X, 0) + \frac{A - \check{e}(X)}{\check{e}(X)(1 - \check{e}(X))} (Y - \check{\mu}(X, A)) - \check{\beta} \right). \quad (12)$$

Confidence intervals are constructed by a normal approximation. Since the above depends on the unknown nuisances e, μ, τ, β^* , we must first estimate these. We do so using “cross-fitting” over K even folds so that nuisances plugged into the term applied to the i^{th} data point are fit on data that excludes it [11, 47, 53]. We can also avoid cross-fitting and fit nuisances once on the whole sample if we assume the estimates belong to a Donsker class with probability tending to 1; we omit this option for brevity. As we discuss in detail in Section 4.3, we treat τ as a separate nuisance even though $\tau(x) = \mu(x, 1) - \mu(x, 0)$. For one, this enables the use of specialized CATE learners. We also treat β^* as a separate nuisance and propose to fit it as the quantile of the CATE estimate in the out-of-fold data (in contrast to treating it as a parameter and including it in the estimating equations as in [31]). Fitting e and μ is a standard supervised-learning/regression/probabilistic-classification task, which can be done by parametric regression methods or by flexible machine-learning methods such as random forests, gradient boosting, neural networks, *etc.*

Remark 5 (Comparing different levels). To assess disparities, we may want to compare $\text{CVaR}_\alpha(\tau(X))$ to $\bar{\tau} = \text{CVaR}_1(\tau(X))$ or $\text{CVaR}_{\alpha'}(\tau(X))$ for $\alpha' \geq \alpha$. To get good confidence intervals on the difference, we can replace ϕ_i in Line 5 of Algorithm 1 with the difference of the corresponding ϕ_i 's for α and α' (using all the same nuisances except $\hat{\beta}^{(k)}$). This will correctly yield smaller confidence intervals on $\bar{\tau} - \text{CVaR}_\alpha(\tau(X))$ for α closer and closer to 1. We may also consider the covariances of ϕ_i 's corresponding to many α -levels in order to construct simultaneous confidence intervals.

Remark 6 (Partial-identification intervals). While Algorithm 1 focuses on CATE-CVaR, which upper bounds ITE-CVaR, in Appendix A we provide inference procedures for lower bounds on ITE-CVaR. These can be combined in order to construct intervals that contain ITE-CVaR with a desired probability γ . A naïve way would be to take the interval from the lower endpoint of the γ -confidence interval on the lower bound to the upper endpoint of the γ -confidence interval on the upper bound. By union bound, this will cover ITE-CVaR with probability approaching *at least* γ , but it may be conservative for the true partial-identification interval from the true lower and upper bounds. To get coverage of this partial-identification interval approaching exactly $1 - \gamma$, we must account for the correlation between the lower- and upper-bound estimates, which we can do by computing the correlation between the ϕ_i 's of each procedure. Using this we can construct an adjusted confidence interval as in Appendix A.4 of Kallus et al. [32].

Remark 7 (Monotonicity). While $\text{CVaR}_\alpha(\tau(X))$ is monotone in α (Eq. (4)), the results of Algorithm 1 for different α may not be due to estimation errors. We can post-process to ensure monotonicity using rearrangement [23], which can only improve estimation and does not affect inference [13]. We use this in Section 5.

4.1 Local Robustness and Confidence Intervals

We now turn to establishing favorable guarantees for Algorithm 1. First, we show it is insensitive to slow but consistent estimation of nuisances, having first-order behavior as if we used their true values. We do need some minimal regularity.

Assumption 1 (Regularity). $\bar{e} \leq e \leq 1 - \bar{e}$ for some constant $\bar{e} > 0$. $|Y| \leq B$ for some constant $B > 0$. $F_{\tau(X)}$ is continuously differentiable at $F_{\tau(X)}^{-1}(\alpha)$.

The first condition is *overlap* and ensures both treatment and control can be observed for any X . It is usually guaranteed in randomized experiments by setting $e(X)$ constant ($A \perp\!\!\!\perp X$). And, in unconfounded observational studies, it is a standard assumption. The second condition requires bounded outcomes and is largely a technical condition to make analysis tractable. The third condition prohibits degeneracy of the quantile. The same condition is needed for asymptotic normality of sample quantiles of *observed* variables. If $\tau(X)$ is not continuous at its α -quantile, the condition may be replaced by $F_{\tau(X)}^{-1}(\alpha - \varepsilon) = F_{\tau(X)}^{-1}(\alpha + \varepsilon)$ for some $\varepsilon > 0$, essentially allowing infinite density and yielding superfast convergence. The only truly problematic case is multiplicity of $F_{\tau(X)}(\beta) = \alpha$, but there are only finitely-many such bad α 's. Since the focus is on X being rich, we focus on the continuous case and the condition in Assumption 1.

We first show how, under Assumption 1, estimation rates for $\hat{\tau}^{(k)}$ translate to rates for $\hat{\beta}^{(k)}$. This ensures that, if we can estimate τ well, then we can also estimate β^* well.

LEMMA 4.1. *Suppose Assumption 1 holds. Then, for each $k = 1, \dots, K$, $\hat{\beta}^{(k)}$ in Line 3 of Algorithm 1 satisfies*

$$|\hat{\beta}^{(k)} - \beta^*| = O_p(n^{-1/2} \vee \|\hat{\tau}^{(k)} - \tau\|_{r^{r+1}}^{r/r+1}) \quad \forall r \in [1, \infty].$$

We next the insensitivity of ϕ to the nuisances and the ensuing robust oracle-like behavior of $\hat{\Psi}$.

LEMMA 4.2. *Suppose Assumption 1 holds. Then, there exists constants $c_1 > 0, c_2 > 0, c_3 > 0$ such that for any $\alpha \in (0, 1]$ and any $\check{e}, \check{\mu}, \check{\tau}, \check{\beta}$ with $\bar{e} \leq \check{e} \leq 1 - \bar{e}, \|\check{\mu}\|_\infty \leq B, \|\tau - \check{\tau}\|_\infty \leq c_1$, and $|\beta^* - \check{\beta}| \leq c_1$, we have*

$$\begin{aligned} \left| \mathbb{E}[\phi(X, A, Y; \check{e}, \check{\mu}, \check{\tau}, \check{\beta})] - \mathbb{E}[\phi(X, A, Y; e, \mu, \tau, \beta^*)] \right| &\leq \frac{c_2}{\alpha} \left(\|e - \check{e}\|_2 \|\mu - \check{\mu}\|_2 + \|\tau - \check{\tau}\|_\infty^2 + (\beta^* - \check{\beta})^2 \right), \\ \left\| \phi(X, A, Y; \check{e}, \check{\mu}, \check{\tau}, \check{\beta}) - \phi(X, A, Y; e, \mu, \tau, \beta^*) \right\|_2 &\leq \frac{c_3}{\alpha} \left(\|e - \check{e}\|_2 + \|\mu - \check{\mu}\|_2 + \|\tau - \check{\tau}\|_\infty + |\beta^* - \check{\beta}| \right). \end{aligned}$$

THEOREM 4.3. *Suppose Assumption 1 holds and that for $k = 1, \dots, K$, $\|\hat{e}^{(k)} - e\|_2 = o_p(1)$, $\|\hat{\mu}^{(k)} - \mu\|_2 = o_p(1)$, $\|\hat{e}^{(k)} - e\|_2 \|\hat{\mu}^{(k)} - \mu\|_2 = o_p(n^{-\frac{1}{2}})$, $\|\hat{\tau}^{(k)} - \tau\|_\infty = o_p(n^{-\frac{1}{4}})$, $\mathbb{P}(\|\hat{\mu}^{(k)}\|_\infty \leq B) \rightarrow 1$, and $\mathbb{P}(\bar{e} \leq \hat{e}^{(k)} \leq 1 - \bar{e}) \rightarrow 1$. Then $\hat{\Psi}, \hat{s}_e$ in Line 8 of Algorithm 1 satisfy*

$$\hat{\Psi} = \frac{1}{n} \sum_{i=1}^n \phi(X, A, Y; e, \mu, \tau, \beta^*) + o_p(n^{-1/2}) = \Psi + O_p(n^{-1/2}) \quad \text{and} \quad \mathbb{P}(\Psi \in [\hat{\Psi} \pm \Phi^{-1}((1+\gamma)/2)\hat{s}_e]) \rightarrow \gamma \forall \gamma.$$

The rate assumptions on e and μ are lax: it suffices to have $o_p(n^{-1/4})$ -rates on both or $O_p(n^{-1/2})$ -rate on one and no rate on the other. This parallels standard conditions in double-machine-learning ATE estimation and can be achieved by a variety of machine-learning methods [11]. We explore the condition on τ in Section 4.3.

4.2 Double Robustness and Double Validity

Theorem 4.3 shows that if all nuisances are estimated slowly, albeit consistently, our procedure performs well. Next, we show that even if some nuisances are not estimated consistently, we still have consistent estimation. To do this, we must first generalize Lemma 4.2 to the case of potentially incorrect limiting nuisance values.

LEMMA 4.4. *Fix any $\check{e}, \check{\mu}, \check{\tau}$ with $\bar{e} \leq \check{e} \leq 1 - \bar{e}, \|\check{\mu}\|_\infty \leq B, \|\check{\tau}\|_\infty \leq 2B$. Suppose that either $\check{e} = e$ or $\check{\mu} = \mu$. Suppose Assumption 1 holds with τ replaced by $\check{\tau}$, and set $\tilde{\beta} = F_{\check{\tau}(X)}^{-1}(\alpha)$. Set $\kappa = 1$ if $\check{\tau} = \tau$ and otherwise set $\kappa = 0$. Then, there exists constants $c_1 > 0, c_2 > 0, c_3 > 0$ such that for any $\alpha \in (0, 1]$ and any $\check{e}, \check{\mu}, \check{\tau}, \check{\beta}$ with $\bar{e} \leq \check{e} \leq 1 - \bar{e}, \|\check{\mu}\|_\infty \leq B, \|\check{\tau} - \tau\|_\infty \leq c_1$, and $|\tilde{\beta} - \check{\beta}| \leq c_1$, we have*

$$\begin{aligned} \left| \mathbb{E}[\phi(X, A, Y; \check{e}, \check{\mu}, \check{\tau}, \check{\beta})] - \mathbb{E}[\phi(X, A, Y; \check{e}, \check{\mu}, \check{\tau}, \tilde{\beta})] \right| &\leq \frac{c_2}{\alpha} (\|\check{e} - e\|_2 \|\check{\mu} - \mu\|_2 + \|\check{e} - e\|_2 \|\check{\mu} - \mu\|_2 \\ &\quad + \|\check{e} - e\|_2 \|\check{\mu} - \mu\|_2 + \|\check{\tau} - \tau\|_\infty^{1+\kappa} + |\tilde{\beta} - \check{\beta}|^{1+\kappa}), \\ \left\| \phi(X, A, Y; \check{e}, \check{\mu}, \check{\tau}, \check{\beta}) - \phi(X, A, Y; \check{e}, \check{\mu}, \check{\tau}, \tilde{\beta}) \right\|_2 &\leq \frac{c_3}{\alpha} \left(\|\check{e} - e\|_2 + \|\check{\mu} - \mu\|_2 + \|\check{\tau} - \tau\|_\infty + |\tilde{\beta} - \check{\beta}| \right). \end{aligned}$$

One implication of Lemma 4.4 is double robustness mirroring doubly-robust ATE estimation [42]. We ensure consistency even if only just one of e or μ are consistently estimated, provided τ is consistently estimate, albeit slowly.

THEOREM 4.5 (DOUBLE ROBUSTNESS). *Fix any $\check{e}, \check{\mu}$ with $\bar{e} \leq \check{e} \leq 1 - \bar{e}, \|\check{\mu}\|_\infty \leq B$. Let $r_n \rightarrow 0$ be a deterministic sequence. Suppose Assumption 1 holds and that for $k = 1, \dots, K$, $\|\hat{e}^{(k)} - \check{e}\|_2 = o_p(1)$, $\|\hat{\mu}^{(k)} - \check{\mu}\|_2 = o_p(1)$, $\|\hat{\tau}^{(k)} - \tau\|_\infty = O_p(r_n^{1/2})$, $\mathbb{P}(\|\hat{\mu}^{(k)}\|_\infty \leq B) \rightarrow 1$, $\mathbb{P}(\bar{e} \leq \hat{e}^{(k)} \leq 1 - \bar{e}) \rightarrow 1$, and*

$$\text{either } \|\hat{e}^{(k)} - e\|_2 = O_p(r_n) \quad \text{or} \quad \|\hat{\mu}^{(k)} - \mu\|_2 = O_p(r_n).$$

Then $\hat{\Psi}$ in Line 8 of Algorithm 1 satisfies:

$$\hat{\Psi} = \Psi + O_p(r_n \vee n^{-1/2}).$$

Theorem 4.5 is particularly strong in experimental settings where e is known: it means we can get away with $\hat{\mu}^{(k)} = 0$. Then we only need to estimate CATE at $O_p(n^{-1/4})$ -rates to ensure our estimator is $O_p(n^{-1/2})$ -consistent.

It would appear that we must estimate CATE consistently to have any hope of estimating its CVaR. While this is true, we next show that the special structure of our estimator ensures that *even* if we fail to consistently estimate CATE, we *still* get a valid upper bound on CATE-CVaR and hence on ITE-CVaR. This appears to be the second finding of a double-validity property since it was first documented in sensitivity analysis [18].

First, we establish the valid-bound behavior at the population level:

LEMMA 4.6. *Fix any $\tilde{\tau} : \mathcal{X} \rightarrow \mathbb{R}$. Let $\tilde{\beta} = F_{\tilde{\tau}(X)}^{-1}(\alpha)$. Suppose Assumption 1 holds with τ replaced with $\tilde{\tau}$. Then:*

$$\text{CVaR}_\alpha(\tau(X)) \leq \tilde{\beta} + \frac{1}{\alpha} \mathbb{E}[\mathbb{I}[\tilde{\tau}(X) \leq \tilde{\beta}](\tau(X) - \tilde{\beta})]. \quad (13)$$

Lemmas 4.4 and 4.6 together imply a double-validity property for our estimator.

THEOREM 4.7 (DOUBLE VALIDITY). *Fix any $\tilde{e}, \tilde{\mu}, \tilde{\tau}$ with $\tilde{e} \leq \tilde{e} \leq 1 - \tilde{e}$, $\|\tilde{\mu}\|_\infty \leq B$, $\|\tilde{\tau}\|_\infty \leq 2B$. Let $r_n \rightarrow 0$ be a deterministic sequence. Suppose Assumption 1 holds with τ replaced with $\tilde{\tau}$ and that for $k = 1, \dots, K$, $\|\hat{e}^{(k)} - \tilde{e}\|_2 = o_p(1)$, $\|\hat{\mu}^{(k)} - \tilde{\mu}\|_2 = o_p(1)$, $\|\hat{\tau}^{(k)} - \tilde{\tau}\|_\infty = O_p(r_n)$, $\mathbb{P}(\|\hat{\mu}^{(k)}\|_\infty \leq B) \rightarrow 1$, $\mathbb{P}(\tilde{e} \leq \hat{e}^{(k)} \leq 1 - \tilde{e}) \rightarrow 1$, and*

$$\text{either } \|\hat{e}^{(k)} - \tilde{e}\|_2 = O_p(r_n) \quad \text{or} \quad \|\hat{\mu}^{(k)} - \tilde{\mu}\|_2 = O_p(r_n).$$

Then $\hat{\Psi}$ in Line 8 of Algorithm 1 satisfies:

$$\hat{\Psi} \geq \Psi - O_p(r_n \vee n^{-1/2}).$$

Theorem 4.7 provides for a great amount of robustness, especially in experiments. In these settings, it says that, we can *always* easily estimate a bound on ITE-CVaR at fast $O_p(n^{-1/2})$ -rates by simply estimating CATE using a *misspecified* parametric model (e.g., linear) and setting $\hat{\mu}^{(k)} = 0$. Of course, the better the CATE model, the tighter the bound.

4.3 CATE Estimation and Rates

Algorithm 1 accepts as separate inputs *both* a learner to estimate the outcome model $\mu(x, a)$ and a learner to estimate the CATE $\tau(x)$. So, while $\tau(x) = \mu(x, 1) - \mu(x, 0)$, we need *not* have $\hat{\tau}^{(k)}(X) = \hat{\mu}^{(k)}(x, 1) - \hat{\mu}^{(k)}(x, 0)$, and in fact we should not. Recent work has highlighted the importance of and provided specialized methods for *directly* estimating CATE itself [3, 25, 35, 38, 40, 51], and Algorithm 1 allows the analyst to leverage these.

This is important because Algorithm 1 uses the μ - and τ -estimates differently and, correspondingly, our theoretical results impose different assumptions on each. The τ -estimate is used for approximating the event $\mathbb{I}[\tau(X) \leq \beta^*]$, which is crucial for targeting CVaR correctly. In contrast, the μ -estimate is just used in order to estimate a weighted-average treatment effect, given the weights $\mathbb{I}[\tau(X) \leq \beta^*]$, and is therefore interchangeable with propensity as Theorems 4.3, 4.5 and 4.7 show. For this reason, the requirements on $\hat{\mu}^{(k)}$ are relatively lax: for example, Theorem 4.3 allows its error to decay very slowly provided the propensity is well-estimated – it need not have a rate at all in experiments. In contrast, the requirements on $\hat{\tau}^{(k)}$ in Theorem 4.3 are stronger: its error must decay faster than fourth-root *even* if the propensity is known.

An immediate question is, when and how can we satisfy the conditions of Theorems 4.3, 4.5 and 4.7. We next review some different cases and options for CATE estimation. We emphasize that these are for illustration and need not be understood as a prescription or an exhaustive list of which learners to use: practically, the nuisance-estimation rates should be understood as high-level assumptions that essentially say that one may generally safely plug-in black-box machine-learning estimators: no restrictions are made except for rates, the estimators can be quite flexible and nonparametric in that the rates can generally be much slower than “parametric” $O_p(n^{-1/2})$ -rates, and results are also exceedingly robust to inconsistent estimation.

4.3.1 *T-learner in observational or experimental settings (not recommended)* A naïve and generally inadvisable choice would be to set $\hat{\tau}^{(k)}(X) = \hat{\mu}^{(k)}(x, 1) - \hat{\mu}^{(k)}(x, 0)$, termed a “*T-learner*” by Künzel et al. [38]. Then, sufficient conditions for the rates in Theorem 4.3 would be that $\|\hat{e}^{(k)} - e\|_2 = O_p(n^{-1/4})$ and $\|\hat{\mu}^{(k)} - \mu\|_\infty = o_p(n^{-1/4})$. The former would be satisfied trivially in experimental settings where $\hat{e}^{(k)} = e$, but knowing the propensity does not alleviate the second requirement. One example case where we can theoretically ensure $\|\hat{\mu}^{(k)} - \mu\|_\infty = o_p(n^{-1/4})$ is when each of $\mu(x, 0)$ and $\mu(x, 1)$ are more-than- $d/2$ -smooth in $x \in \mathbb{R}^d$ [48].

4.3.2 *Pseudo-outcome-regression in experimental settings (recommended)* A major issue with the naïve *T-learner* is that the effect signal can be easily lost in the difference of baseline predictions. In particular, the CATE is usually simpler, more nuanced, and less variable than the baseline mean outcomes, $\mu(X, 0)$ and $\mu(X, 1)$. For example, often most variables help predict outcomes, but few modulate the treatment effect. It is therefore imperative to learn CATE directly.

One way to do this in experimental settings (i.e., e is known) is to construct a pseudo-outcome $\Delta = \frac{A-e(X)}{e(X)(1-e(X))}Y$ and, since $\tau(X) = \mathbb{E}[\Delta | X]$, estimate CATE by regressing Δ on X , using any given supervised-learning method. One example where we can theoretically ensure this yields $\|\hat{\tau}^{(k)} - \tau\|_\infty = o_p(n^{-1/4})$ is when $\tau(x)$ is more-than- $d/2$ -smooth in $x \in \mathbb{R}^d$ [48]. Another option is when $\tau(x)$ is linear with $o(\sqrt{n}/\log d)$ nonzero coefficients [7]. Note that this works *regardless* of μ being nice. We may even use a simple but likely-misspecified linear regression of Δ on X and still obtain a bound per Theorem 4.7, and, since it satisfies Donsker conditions, we may not even need to use cross-fitting.

To satisfy the rest of the rate conditions in Theorem 4.3 we just need to estimate μ consistently, without any rate. We could estimate it directly, where consistency is immediate from $\mathbb{E}Y^2 < \infty$ [22]. Or, since we already have $\hat{\tau}^{(k)}$ and e , we can estimate just $\bar{\mu}(X) = \mathbb{E}[Y | X]$ and set $\hat{\mu}^{(k)}(X, A) = \hat{\mu}^{(k)}(X) + (A - e(X))\hat{\tau}^{(k)}(X)$.

4.3.3 *Pseudo-outcome-regression in observational settings (recommended)* In observational settings, where e is unknown, the above pseudo-outcome-construction must be refined. One way is the DR-learner [35]: estimate τ by regressing $\Delta = \hat{\mu}(X, 1) - \hat{\mu}(X, 0) + \frac{A-\hat{e}(X)}{\hat{e}(X)(1-\hat{e}(X))}(Y - \hat{\mu}(X, A))$ on X , where $\hat{e}, \hat{\mu}$ are appropriately cross-fitted. Another way is the R-learner [40]: estimate τ by letting $\hat{\tau}$ minimize the empirical average of $(Y - \hat{\mu}(X) - (A - \hat{e}(X))\hat{\tau}(X))^2$, where again $\hat{e}, \hat{\mu}$ are appropriately cross-fitted. In particular, Kennedy [35, Corollary 3] provides rates for a local-polynomial R-learner: if $e(x)$ is s_e -smooth in $x \in \mathbb{R}^d$, $\bar{\mu}(x)$ s_μ -smooth, and $\tau(x)$ more-than- $d/2$ -smooth, then we can obtain a pointwise error rate $o_p(n^{-1/4})$, provided that $s_e \geq s_\mu$ and $\frac{s_e + s_\mu}{2} > \frac{d}{8}$. To convert these pointwise error bounds to a sup-norm error bound, we may simply follow the discretization approach of Stone [48], incurring only logarithms. Or, we can use a linear R- or DR-learner to get a bound per Theorem 4.7. To satisfy the rest of the rate conditions in Theorem 4.3, we need only require $\frac{s_e}{2s_e+d} + \frac{s_\mu}{2s_\mu+d} > \frac{1}{2}$.

5 CASE STUDY

We now turn to demonstrate our bounds and inference in a case study. We focus on a program-evaluation setting.⁶ We nonetheless believe our results are also particularly relevant to A/B testing on online platforms, where product innovations are often tested and then usually either scrapped/reworked or broadly rolled out, and where ATEs are often small, creating an opportunity for many users to be negatively impacted despite a positive average effect. Little such data is public, however.

⁶Replication code is available at <https://github.com/CausalML/TreatmentEffectRisk>.

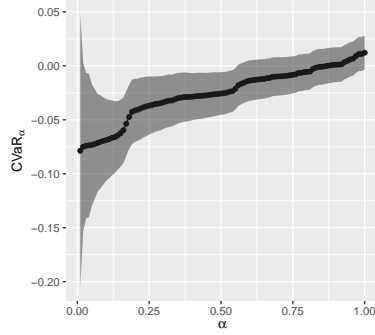
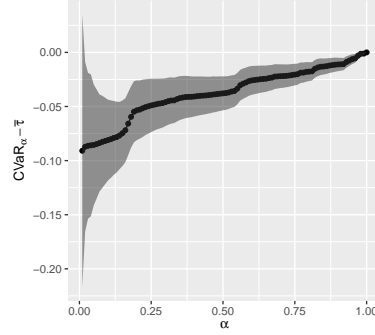
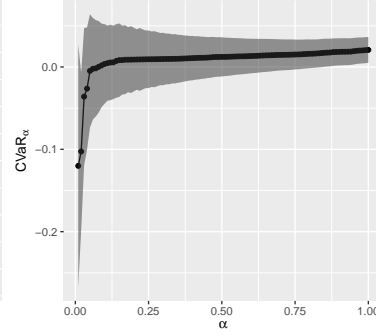
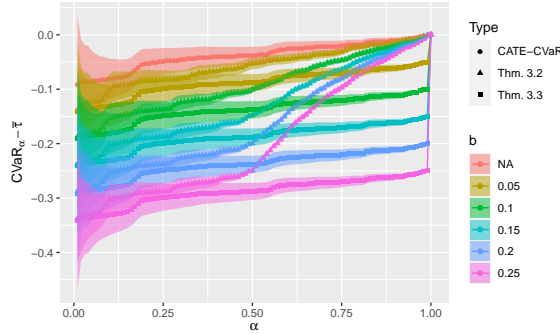
Fig. 1. $\text{CVaR}_\alpha(\tau(X))$ Fig. 2. $\text{CVaR}_\alpha(\tau(X)) - \bar{\tau}$ Fig. 3. $\text{CVaR}_\alpha(\tau_1(X_1))$ 

Fig. 4. Bounds based on residual heterogeneity range

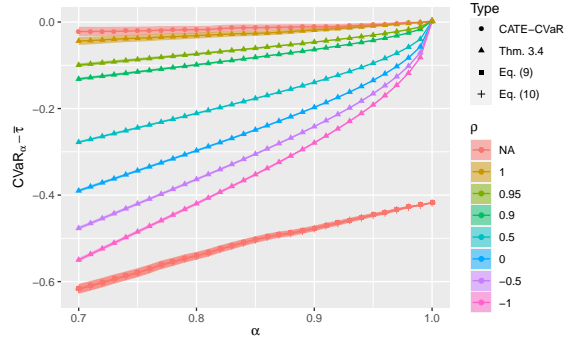


Fig. 5. Bounds based on residual heterogeneity variance

5.1 Background and set up

Behaghel et al. [6] analyze a large-scale randomized experiment comparing different assistance programs offered to unemployed individuals in France. The experiment compared three arms: a “control” arm where individuals receive the standard services provided by the Public Employment Services, a “public” treatment arm where individuals receive an intensive counseling program run by a public agency, and a “private” treatment arm with a similar program run by a private agency.

We consider a hypothetical scenario where the private-run counseling program ($A = 0$) is currently being offered to the unemployed and we are considering the change to a public-run program ($A = 1$).⁷ We take reemployment within six months as our (binary) outcome.

The ATE is 1.22 percentage points (90%-CI $[-0.35, 2.8]$), corresponding to a 4.9% increase in the reemployment rate. This suggests a positive/neutral effect, so a policymaker might hypothetically consider this an acceptable policy change, for example, if the public-run program provided cost savings.⁸

To apply our methodology, we consider all the pre-treatment covariates present in Table 2 of Behaghel et al. [6], except we take age, number of children, years of experience, salary target, time of assignment, and number employment spells as numeric rather than dichotomizing these. The other variables quantify education level, employment level and

⁷Some individuals assigned to the two treatment arms refused the additional counseling and reverted to “control.” Nonetheless, we restrict our attention to intent-to-treat interventions, considering hypothetically either making the public-run or private-run counseling available to unemployed individuals, who may always decline it.

⁸In terms of effect on compliers, Behaghel et al. [6] see a slightly stronger benefit to the public option and discuss why public-run programs fare better in their Section IV.

type, gender, marital status, national origin, residence region, reason for unemployment, and long-term-unemployment risk. The propensity is known and constant. As recommended in Section 4.3.2, we fit CATE using a pseudo-outcome linear regression. We estimate μ using cross-fitted gradient-boosting machines.

5.2 Upper bounds

In Fig. 1 we present inference on CATE-CVaR using Algorithm 1 for $\alpha \in \{0.01, 0.02, \dots, 1\}$. The line represents our point estimate, after rearrangement to ensure monotonicity as recommended in Remark 7,⁹ and the shaded region represents point-wise 90%-confidence intervals. Note our uncertainty grows as α shrinks.

We see that the ATE estimate (right-most point) is positive with an interval containing zero. We find, however, that there's a 56%-sized X -defined-subpopulation with an effect that is negative at 90%-confidence.¹⁰ This strongly suggests that the change, if enacted could materially negatively impact a very large portion of the population, despite the positive/neutral ATE. Thus, considering the treatment effect *risk* provides a vital metric to take into account that is not reflected in the ATE. We emphasize this risk is *not at all* reflected in distributional treatment effects: for binary outcomes, as we have here, the potential-outcome distributions are *fully* specified by just $\mathbb{E}[Y(0)]$, $\mathbb{E}[Y(1)]$.¹¹

In Fig. 2 we focus on comparing CATE-CVaR to ATE, using Remark 5 to adjust confidence intervals. The only difference to Fig. 1 is a slight vertical shift and that the confidence intervals (correctly) shrink to a point as $\alpha \rightarrow 1$, enabling more confident conclusions comparing subpopulations to the population.

In Fig. 3 we consider CATE-CVaR when we capture less heterogeneity, using only age, high-school dropout, African national origin, and Paris-region resident as covariates (X_1). We detect no significant risk.

5.3 Lower bounds

While the upper bounds show that a significant subpopulation can be negatively harmed, as they are only bounds, it may be that it can be harmed even more than we think or that an even larger subpopulation can be negatively harmed. Therefore, it is useful to also construct lower bounds to understand how much greater the risk might be.

In Fig. 4 we consider our lower bounds (vs ATE) when limiting the range of residual heterogeneity given by Theorems 3.2 (two-sided range) and 3.3 (one-sided range) for different values of b .

Since it may be hard to motivate and calibrate a limited range, in Fig. 5 we consider our lower bounds when limiting the variance of residual heterogeneity given by Theorem 3.4 and Corollary 3.5. For the bound in Theorem 3.4, we fit $\text{Var}(Y \mid A, X)$ using a gradient-boosting machine and use it to construct $\bar{\sigma}^2(X)$ per Eq. (8) using different constant values of $\rho(X) = \rho$. Recall that $\rho = -1$ always yields a bound without making assumptions about potential-outcome correlations. We use the same model to estimate the right-hand side of Eq. (10). We compute the cross-validated root-mean-squared prediction error to estimate the right-hand side of Eq. (11).

We observe that assuming perfectly-conditionally-correlated potential outcomes yields a lower bound very close to the upper bound. The bounds of Eq. (10) appear loose; indeed they are not tight.

⁹For comparison, we present the result *without* rearrangement in Appendix B.

¹⁰Note that, since outcome is binary, the *largest* fraction that can have a negative effect is $(50 \times (1 - \bar{\tau}))\%$ of the population, so either the ATE is negative or at most half may be negatively affected. Indeed, the ATE interval contains zero and the confidence is only 90%.

¹¹In particular, the α -quantile treatment effect is just uselessly zero for all $\alpha \in [0, 1] \setminus \{1 - \mathbb{E}[Y(0)], 1 - \mathbb{E}[Y(1)]\}$ and the α -CVaR treatment effect is $\frac{1}{\alpha}(\mathbb{E}[Y(1)] - 1 + \alpha)_+ - \frac{1}{\alpha}(\mathbb{E}[Y(0)] - 1 + \alpha)_+$, which for one is not even monotonic. For illustration we plot it in Appendix B.

6 CONCLUDING REMARKS

We study the average treatment effect among those worst-affected by a proposed change as a measure of its *risk*, how to tightly bound it given covariates that explain some heterogeneity, and how to make robust inferences on these bounds even when this heterogeneity is not well estimated. This provides very practical tools for assessing policy and product changes beyond their ATE and distributional effects. We can safely use flexible but biased and slow-to-converge machine learning, or we can easily get good bounds by considering only linear projections of heterogeneity if we want to avoid black-box models. In the hypothetical case study this detected that, what appeared to be a positive/neutral change could actually very negatively impact a substantial subpopulation.

We focused on experimental (or, unconfounded observational) settings, where risk is already unidentifiable despite randomization. A future direction is to consider confounded settings, where even ATEs are unidentifiable. Interestingly, for partial identification under the model of Tan [50], X -conditional outcome-CVaR plays a crucial role [18]. Another direction may be to consider other risk measures, such as given by Kullback-Leibler ambiguity sets [1]. Per Footnote 3, the tight upper bound is still the risk measure applied to CATE, but it remains to compute lower bounds and design robust inference methods.

ACKNOWLEDGMENTS

I thank Netflix’s Darío García García, Molly Jackman, Danielle Rosenberg, William Nelson, and Martin Tingley for very helpful conversations.

REFERENCES

- [1] Amir Ahmadi-Javid. 2012. Entropic value-at-risk: A new coherent risk measure. *Journal of Optimization Theory and Applications* 155, 3 (2012), 1105–1123.
- [2] Philippe Artzner, Freddy Delbaen, Jean-Marc Eber, and David Heath. 1999. Coherent measures of risk. *Mathematical finance* 9, 3 (1999), 203–228.
- [3] Susan Athey and Guido Imbens. 2016. Recursive partitioning for heterogeneous causal effects. *Proceedings of the National Academy of Sciences* 113, 27 (2016), 7353–7360.
- [4] Susan Athey and Stefan Wager. 2017. Efficient policy learning. *arXiv preprint arXiv:1702.02896* (2017).
- [5] J Andrew Bagnell. 2005. Robust supervised learning. In *AAAI* 714–719.
- [6] Luc Behaghel, Bruno Crépon, and Marc Gurgand. 2014. Private and public provision of counseling to job seekers: Evidence from a large controlled experiment. *American economic journal: applied economics* 6, 4 (2014), 142–74.
- [7] A. Belloni, V. Chernozhukov, I. Fernández-Val, and C. Hansen. 2017. Program Evaluation and Causal Inference With High-Dimensional Data. *Econometrica* 85, 1 (2017), 233–298.
- [8] Aharon Ben-Tal, Dick Den Hertog, Anja De Waegenare, Bertrand Melenberg, and Gijs Rennen. 2013. Robust solutions of optimization problems affected by uncertain probabilities. *Management Science* 59, 2 (2013), 341–357.
- [9] Dimitris Bertsimas, Vishal Gupta, and Nathan Kallus. 2018. Robust sample average approximation. *Mathematical Programming* 171, 1 (2018), 217–282.
- [10] Jiahao Chen, Nathan Kallus, Xiaojie Mao, Geoffrey Svacha, and Madeleine Udell. 2019. Fairness under unawareness: Assessing disparity when protected class is unobserved. In *Proceedings of the conference on fairness, accountability, and transparency*. 339–348.
- [11] Victor Chernozhukov, Denis Chetverikov, Mert Demirer, Esther Duflo, Christian Hansen, Whitney Newey, and James Robins. 2018. Double/debiased machine learning for treatment and structural parameters. *Econometrics Journal* 21, 1 (2018), C1–C68.
- [12] Victor Chernozhukov, Mert Demirer, Esther Duflo, and Ivan Fernandez-Val. 2018. *Generic Machine Learning Inference on Heterogeneous Treatment Effects in Randomized Experiments, with an Application to Immunization in India*. Technical Report. National Bureau of Economic Research.
- [13] Victor Chernozhukov, Iván Fernández-Val, and Alfred Galichon. 2010. Quantile and probability curves without crossing. *Econometrica* 78, 3 (2010), 1093–1125.
- [14] Richard K Crump, V Joseph Hotz, Guido W Imbens, and Oscar A Mitnik. 2008. Nonparametric tests for treatment effect heterogeneity. *The Review of Economics and Statistics* 90, 3 (2008), 389–405.
- [15] AC Davison. 1992. Treatment effect heterogeneity in paired data. *Biometrika* 79, 3 (1992), 463–474.
- [16] Peng Ding, Avi Feller, and Luke Miratrix. 2016. Randomization inference for treatment effect variation. *Journal of the Royal Statistical Society: Series B: Statistical Methodology* (2016), 655–671.

- [17] Peng Ding, Avi Feller, and Luke Miratrix. 2019. Decomposing treatment effect variation. *J. Amer. Statist. Assoc.* 114, 525 (2019), 304–317.
- [18] Jacob Dorn, Kevin Guo, and Nathan Kallus. 2021. Doubly-Valid/Doubly-Sharp Sensitivity Analysis for Causal Inference with Unmeasured Confounding. *arXiv preprint arXiv:2112.11449* (2021).
- [19] Peyman Mohajerin Esfahani and Daniel Kuhn. 2018. Data-driven distributionally robust optimization using the Wasserstein metric: Performance guarantees and tractable reformulations. *Mathematical Programming* 171, 1 (2018), 115–166.
- [20] Sergio Firpo. 2007. Efficient semiparametric estimation of quantile treatment effects. *Econometrica* 75, 1 (2007), 259–276.
- [21] M Gail and Richard Simon. 1985. Testing for qualitative interactions between treatment effects and patient subsets. *Biometrics* (1985), 361–372.
- [22] László Györfi, Michael Kohler, Adam Krzyżak, and Harro Walk. 2002. *A distribution-free theory of nonparametric regression*. Springer.
- [23] Godfrey Harold Hardy, John Edensor Littlewood, George Pólya, and György Pólya. 1952. *Inequalities*. Cambridge university press.
- [24] James J Heckman, Jeffrey Smith, and Nancy Clements. 1997. Making the most out of programme evaluations and social experiments: Accounting for heterogeneity in programme impacts. *The Review of Economic Studies* 64, 4 (1997), 487–535.
- [25] Kosuke Imai and Marc Ratkovic. 2013. Estimating treatment effect heterogeneity in randomized program evaluation. *The Annals of Applied Statistics* 7, 1 (2013), 443–470.
- [26] Guido W Imbens and Donald B Rubin. 2015. *Causal inference in statistics, social, and biomedical sciences*. Cambridge University Press.
- [27] Guido W Imbens and Jeffrey M Wooldridge. 2009. Recent developments in the econometrics of program evaluation. *Journal of economic literature* 47, 1 (2009), 5–86.
- [28] Nathan Kallus. 2017. Recursive partitioning for personalization using observational data. In *Proceedings of the 34th International Conference on Machine Learning—Volume 70*. JMLR. org, 1789–1798.
- [29] Nathan Kallus. 2018. Balanced policy evaluation and learning. In *Advances in Neural Information Processing Systems*. 8895–8906.
- [30] Nathan Kallus. 2021. Rejoinder: New Objectives for Policy Learning. *J. Amer. Statist. Assoc.* (2021), 1–5.
- [31] Nathan Kallus, Xiaojie Mao, and Masatoshi Uehara. 2019. Localized debiased machine learning: Efficient inference on quantile treatment effects and beyond. *arXiv preprint arXiv:1912.12945* (2019).
- [32] Nathan Kallus, Xiaojie Mao, and Angela Zhou. 2021. Assessing algorithmic fairness with unobserved protected class using data combination. *Management Science* (2021).
- [33] Nathan Kallus and Angela Zhou. 2019. Assessing disparate impacts of personalized interventions: Identifiability and bounds. *arXiv preprint arXiv:1906.01552* (2019).
- [34] Nathan Kallus and Angela Zhou. 2021. Minimax-optimal policy learning under unobserved confounding. *Management Science* 67, 5 (2021), 2870–2890.
- [35] Edward H Kennedy. 2020. Optimal doubly robust estimation of heterogeneous causal effects. *arXiv preprint arXiv:2004.14497* (2020).
- [36] Toru Kitagawa and Aleksey Tetenov. 2018. Who should be treated? empirical welfare maximization methods for treatment choice. *Econometrica* 86, 2 (2018), 591–616.
- [37] Pavlo Krokhmal, Jonas Palmquist, and Stanislav Uryasev. 2002. Portfolio optimization with conditional value-at-risk objective and constraints. *Journal of risk* 4 (2002), 43–68.
- [38] Sören R Künzel, Jasjeet S Sekhon, Peter J Bickel, and Bin Yu. 2019. Metalearners for estimating heterogeneous treatment effects using machine learning. *Proceedings of the national academy of sciences* 116, 10 (2019), 4156–4165.
- [39] Preethi Lahoti, Alex Beutel, Jilin Chen, Kang Lee, Flavien Prost, Nithum Thain, Xuezhi Wang, and Ed Chi. 2020. Fairness without Demographics through Adversarially Reweighted Learning. In *Advances in Neural Information Processing Systems*, H. Larochelle, M. Ranzato, R. Hadsell, M. F. Balcan, and H. Lin (Eds.), Vol. 33. 728–740.
- [40] Xinkun Nie and Stefan Wager. 2021. Quasi-oracle estimation of heterogeneous treatment effects. *Biometrika* 108, 2 (2021), 299–319.
- [41] Min Qian and Susan A Murphy. 2011. Performance guarantees for individualized treatment rules. *Annals of statistics* 39, 2 (2011), 1180.
- [42] James M Robins, Andrea Rotnitzky, and Lue Ping Zhao. 1994. Estimation of regression-coefficients when some regressors are not always observed. *J. Amer. Statist. Assoc.* 89, 427 (1994), 846–866.
- [43] R Tyrrell Rockafellar and Stanislav Uryasev. 2000. Optimization of conditional value-at-risk. *Journal of risk* 2 (2000), 21–42.
- [44] Donald B Rubin. 1986. Comment: Which ifs have causal answers. *Journal of the American statistical association* 81, 396 (1986), 961–962.
- [45] Andrzej Ruszczyński and Alexander Shapiro. 2006. Optimization of convex risk functions. *Mathematics of operations research* 31, 3 (2006), 433–452.
- [46] Shlomo S Sawilowsky. 1990. Nonparametric tests of interaction in experimental design. *Review of Educational Research* 60, 1 (1990), 91–126.
- [47] Anton Schick. 1986. On Asymptotically Efficient Estimation in Semiparametric Models. *Annals of Statistics* 14, 3 (09 1986), 1139–1151.
- [48] Charles J Stone. 1982. Optimal global rates of convergence for nonparametric regression. *The annals of statistics* (1982), 1040–1053.
- [49] Sarah Tan, Rich Caruana, Giles Hooker, Paul Koch, and Albert Gordo. 2018. Learning global additive explanations for neural nets using model distillation. *arXiv preprint arXiv:1801.08640* (2018).
- [50] Zhiqiang Tan. 2006. A Distributional Approach for Causal Inference Using Propensity Scores. *J. Amer. Statist. Assoc.* 101, 476 (2006), 1619–1637.
- [51] Stefan Wager and Susan Athey. 2018. Estimation and inference of heterogeneous treatment effects using random forests. *J. Amer. Statist. Assoc.* 113, 523 (2018), 1228–1242.
- [52] Yingqi Zhao, Donglin Zeng, A John Rush, and Michael R Kosorok. 2012. Estimating individualized treatment rules using outcome weighted learning. *J. Amer. Statist. Assoc.* 107, 499 (2012), 1106–1118.
- [53] Wenjing Zheng and Mark J van der Laan. 2011. Cross-validated targeted minimum-loss-based estimation. In *Targeted Learning*. Springer, 459–474.

Appendices

A INFERENCE FOR LOWER BOUNDS

In the main text we focused on inference for CATE-CVaR because of the primary importance of an upper bound and because it is a quantity of interest independent of being a bound by virtue of summarizing heterogeneous treatment effects. Here we extend our inference to the lower bounds of Theorems 3.2 to 3.4.

A.1 Inference for the Lower Bounds of Theorem 3.3 and Corollary 3.5

Consider Ψ equal to the right-hand side of Eq. (6) or any of the lower bounds in Corollary 3.5 with α fixed. This is the simplest extension: the estimand is simply the CATE-CVaR minus a constant. All we need to do is run Algorithm 1 and subtract the constant.

A.2 Inference for the Lower Bound of Theorem 3.2

Consider Ψ equal to the right-hand side of Eq. (5) with α fixed. This case also follows easily from our CATE-CVaR procedure since the bounds is simply the CVaR of the equal-parts mixture of the distribution of CATE minus b and the distribution of CATE plus b . Thus, we need only to make two changes to Algorithm 1. First, in Line 3, set $\hat{\beta}^{(k)} = \inf\{\beta : \sum_{i \neq k-1 \pmod K} (\mathbb{I}[\hat{\tau}^{(k)}(X_i) \leq \beta - b] + \mathbb{I}[\hat{\tau}^{(k)}(X_i) \leq \beta + b] - 2\alpha) \geq 0\}$. Second, in Line 5, we should set $\phi_i = \frac{1}{2}(\phi_i^+ + \phi_i^-)$ where ϕ_i^\pm is as is currently in Line 5 but with $\hat{\beta}^{(k)}$ changed to $\hat{\beta}^{(k)} \pm b$, respectively for $+$ and $-$.

A.3 Inference for the Lower Bound of Theorem 3.4

Consider Ψ equal to the right-hand side of Eq. (7) with α and $\bar{\sigma}^2(x)$ fixed. This case also just requires a few changes to Algorithm 1. First, in Line 3, set $\hat{\beta}^{(k)}$ to the maximizer of $\hat{f}^{(k)}(\beta) = \beta + \frac{1}{2\alpha} \frac{1}{|\{i \neq k-1 \pmod K\}|} \sum_{i \neq k-1 \pmod K} \left(\hat{\tau}^{(k)}(X_i) - \beta - \sqrt{(\hat{\tau}^{(k)}(X_i) - \beta)^2 + \bar{\sigma}^2(X_i)} \right)$. This can be done using golden-section search. Second, in Line 5, set $\phi_i = \hat{\beta}^{(k)} + \frac{1}{2\alpha} \left(\hat{\tau}^{(k)}(X_i) - \hat{\beta}^{(k)} - \sqrt{(\hat{\tau}^{(k)}(X_i) - \hat{\beta}^{(k)})^2 + \bar{\sigma}^2(X_i)} \right) + \frac{1}{2\alpha} \left(1 - \left(\hat{\tau}^{(k)}(X_i) - \hat{\beta}^{(k)} \right) \left((\hat{\tau}^{(k)}(X_i) - \hat{\beta}^{(k)})^2 + \bar{\sigma}^2(X_i) \right)^{-1/2} \right) \frac{A_i - e(X_i)}{e(X_i)(1 - e(X_i))} (Y_i - \hat{\mu}^{(k)}(X_i, A_i))$.

If $\bar{\sigma}^2(x)$ is given by the hand-side of Eq. (8) where $\sigma^2(X, A) = \text{Var}(Y | X, A)$ is estimated rather than known and where $\rho(X)$ is fixed (e.g., constant), then we need to cross-fit $\hat{\sigma}^{2,(k)}(X, A)$ and use the resulting $\hat{\sigma}^{2,(k)}(x)$ in $\hat{f}^{(k)}$ above as well as add the following term to the ϕ_i in the previous paragraph in order to account for the additional uncertainty: $-\frac{1}{2} \left(1 - \rho(X_i) \left(\hat{\sigma}^{2,(k)}(X_i, 0) / \hat{\sigma}^{2,(k)}(X_i, 1) \right)^{2A_i-1} \right) \left((\hat{\tau}^{(k)}(X_i) - \hat{\beta}^{(k)})^2 + \hat{\sigma}^{2,(k)}(X_i) \right)^{-1/2} \left(\frac{A_i}{\hat{e}^{(k)}(X_i)} + \frac{1-A_i}{1-\hat{e}^{(k)}(X_i)} \right) \left(Y_i^2 - \hat{\sigma}^{2,(k)}(X_i, A_i) - \mu^{(k)}(X_i, A_i)^2 - 2\mu^{(k)}(X_i, A_i)(Y_i - \mu^{(k)}(X_i, A_i)) \right)$.

B ADDITIONAL RESULTS FOR SECTION 5

Here we provide additional plots omitted from Section 5.

Figure 6 repeats the results presented in Fig. 1 but without applying the rearrangement post-processing suggested in Remark 7. Due to estimation error the unprocessed point estimates are not monotonic despite $\text{CVaR}_\alpha(\tau(X))$ being monotonic in α . Rearrangement fixes this, making the results easier to interpret, without any loss in precision or inference, and possibly with some gains.

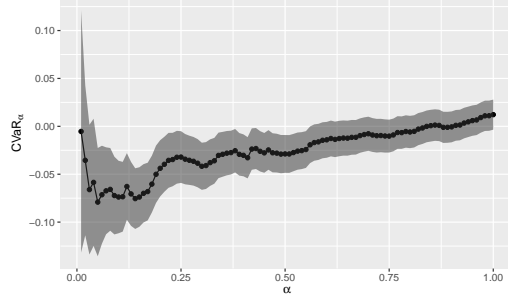
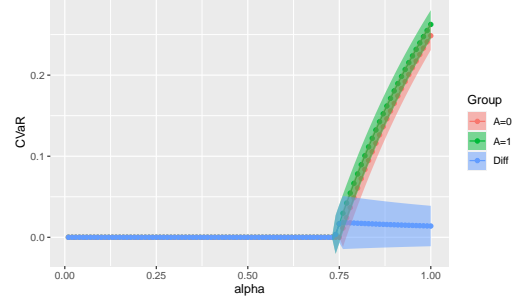
Fig. 6. The results from Fig. 1 *without* rearrangement

Fig. 7. The CVaR distributional treatment effect

Figure 7 presents the estimated within-treatment-group CVaR and their difference, being the CVaR distributional treatment effect, that is, $\text{CVaR}_\alpha(Y(0))$, $\text{CVaR}_\alpha(Y(1))$, and $\text{CVaR}_\alpha(Y(1)) - \text{CVaR}_\alpha(Y(0))$. As can be seen, the result is highly uninformative.

C PROOFS FOR SECTION 3

C.1 Proof of Theorem 3.1

PROOF. By iterated expectations and Jensen's inequality

$$\begin{aligned} \text{CVaR}_\alpha(\delta) &= \sup_{\beta} \left(\beta + \frac{1}{\alpha} \mathbb{E}[(\delta - \beta)_- | X] \right) \\ &\leq \sup_{\beta} \left(\beta + \frac{1}{\alpha} \mathbb{E}(\tau(X) - \beta)_- \right) \\ &= \text{CVaR}_\alpha(\tau(X)), \end{aligned}$$

which yields the first statement.

The second statement follows by setting $\delta = \tau(X)$ and noting integrability ensures the CVaR exists. \square

C.2 Proof of Theorem 3.2

PROOF. Let \mathcal{P} be the set of joint distributions \mathbb{P}' on (X, δ) having the same X -marginal and $\mathbb{E}[\delta | X]$ as \mathbb{P} and satisfying $|\tau(X) - \delta| \leq b$ \mathbb{P}' -a.s. Then

$$\begin{aligned} \text{CVaR}_\alpha(\delta) &\geq \inf_{\mathbb{P}' \in \mathcal{P}} \sup_{\beta} \left(\beta + \frac{1}{\alpha} \mathbb{E}_{\mathbb{P}'}[(\delta - \beta)_-] \right) \\ &\geq \sup_{\beta} \inf_{\mathbb{P}' \in \mathcal{P}} \left(\beta + \frac{1}{\alpha} \mathbb{E}_{\mathbb{P}'}[(\delta - \beta)_-] \right) \\ &= \sup_{\beta} \left(\beta + \frac{1}{\alpha} \mathbb{E} \left[\inf_{\mathbb{P}' \in \mathcal{P}} \mathbb{E}_{\mathbb{P}'}[(\delta - \beta)_- | X] \right] \right). \end{aligned}$$

In the first line we used the fact that $\mathbb{P} \in \mathcal{P}$. In the second we used weak duality. And, in the third we used iterated expectations and the fact that the restrictions in \mathcal{P} factor over \mathcal{X} .

We proceed to lower bound the inner infimum:

$$\begin{aligned}
\inf_{\mathbb{P}' \in \mathcal{P}} \mathbb{E}_{\mathbb{P}'}[(\delta - \beta)_- | X] &= \inf_{\substack{v \text{ measure on } [-b, b] \\ \int z d v(z) = 0 \\ \int 1 d v(z) = 1 \\ v \geq 0}} \int (z + \tau(X) - \beta)_- d v(z) \\
&\geq \sup_{p, q : pz + q \leq (z + \tau(X) - \beta)_- \forall z \in [-b, b]} q \\
&= \sup_p \inf_{z \in [-b, b]} (z + \tau(X) - \beta)_- - pz \\
&= \sup_p ((-b + \tau(X) - \beta)_- + bp) \wedge ((b + \tau(X) - \beta)_- - bp). \\
&= \frac{(-b + \tau(X) - \beta)_- + (b + \tau(X) - \beta)_-}{2}.
\end{aligned}$$

In the first line we wrote the optimization problem as a semi-infinite linear optimization problem. In the second line we used weak duality. In the third line we used that the largest lower bound is the infimum. In the fourth line we used the concave function is minimized on the boundary. In fifth line we noted that, since the objective in p is convex with two linear pieces and goes to $-\infty$ as either $p \rightarrow +\infty$ or $p \rightarrow -\infty$, we have that the maximum occurs at the discontinuity point where the two linear pieces meet. The first statement follows by combining.

The second statement is proven by taking $\mathbb{P}(\delta = \tau(X) - b | X) = \frac{1}{2}$, $\mathbb{P}(\delta = \tau(X) + b | X) = \frac{1}{2}$ and noting integrability ensures the CVaR exists. \square

C.3 Proof of Theorem 3.3

PROOF. By assumption and by change of variables $\gamma = \beta + b$,

$$\begin{aligned}
\text{CVaR}_\alpha(\delta) &\geq \sup_\beta \left(\beta + \frac{1}{\alpha} \mathbb{E}[(\tau(X) - b - \beta)_-] \right) \\
&= \sup_\gamma \left(\gamma - b + \frac{1}{\alpha} \mathbb{E}(\tau(X) - \gamma)_- \right) \\
&= \text{CVaR}_\alpha(\tau(X)) - b,
\end{aligned}$$

which yields the first statement.

Fix any $q \in (\alpha, 1)$. Let $\mathbb{P}(\delta = \tau(X) - b | X) = q$, $\mathbb{P}(\delta = \tau(X) + \frac{qb}{1-q} | X) = 1 - q$. Then, $\mathbb{E}[\delta | X] = \tau(X)$ and

$$\begin{aligned}
\text{CVaR}_\alpha(\delta) &= \sup_\beta \left(\beta + \frac{1}{\alpha} \mathbb{E} \left[q(\tau(X) - b - \beta)_- + (1 - q) \left(\tau(X) + \frac{qb}{1-q} - \beta \right)_- \right] \right) \\
&\leq \sup_\beta \left(\beta + \frac{1}{\alpha} \mathbb{E}[q(\tau(X) - b - \beta)_-] \right) \\
&= \text{CVaR}_{\alpha/q}(\tau(X)) - b.
\end{aligned}$$

Integrability ensures all these expectations exist. Note that $\text{CVaR}_{\alpha/q}(\tau(X))$ is concave in q as it is the supremum of affine functions in q . Therefore, it must be continuous in q . The statement is concluded by taking $q \rightarrow 1$. \square

C.4 Proof of Theorem 3.4

PROOF. For any given distribution on X and a square-integrable function $\tau : X \rightarrow \mathbb{R}$, let \mathcal{P} be the set of joint distributions \mathbb{P}' on (X, δ) having the given X -marginal and $\mathbb{E}[\delta | X] = \tau(X)$ as \mathbb{P} and satisfying $\text{Var}(\delta | X) \leq \bar{\sigma}^2(X)$ \mathbb{P}' -a.s. We will proceed to prove both statements by directly evaluating the program

$$\inf_{\mathbb{P}' \in \mathcal{P}} \sup_{\beta} \left(\beta + \frac{1}{\alpha} \mathbb{E}_{\mathbb{P}'}[(\delta - \beta)_-] \right), \quad (14)$$

and showing it is equal to the right-hand side of Eq. (7).

Note that the objective of Eq. (14) is linear in \mathbb{P}' and concave in β . Moreover, since every $\mathbb{P}' \in \mathcal{P}$ has $\mathbb{E}_{\mathbb{P}'} \delta^2 \leq (\mathbb{E} \tau(X))^2 + \text{Var}(\tau(X)) + \mathbb{E} \bar{\sigma}^2(X) < \infty$ by assumption of integrability, we have that \mathcal{P}' is compact. Therefore, by Sion's minimax theorem, we have

$$\begin{aligned} \inf_{\mathbb{P}' \in \mathcal{P}} \sup_{\beta} \left(\beta + \frac{1}{\alpha} \mathbb{E}_{\mathbb{P}'}[(\delta - \beta)_-] \right) &= \sup_{\beta} \inf_{\mathbb{P}' \in \mathcal{P}} \left(\beta + \frac{1}{\alpha} \mathbb{E}_{\mathbb{P}'}[(\delta - \beta)_-] \right) \\ &= \sup_{\beta} \left(\beta + \frac{1}{\alpha} \mathbb{E} \left[\inf_{\mathbb{P}' \in \mathcal{P}} \mathbb{E}_{\mathbb{P}'}[(\delta - \beta)_- | X] \right] \right), \end{aligned}$$

where in the second equality we used iterated expectations and the fact that the restrictions in \mathcal{P} factor over X .

We proceed to compute the inner infimum. Fix β and X , and set $m = \beta - \tau(X)$, $s = \bar{\sigma}^2(X)$. The inner infimum is equal to the following semi-infinite optimization problem over a signed measure as the decision variable with a linear objective and two linear equality constraints and one convex-quadratic constraint:

$$\begin{aligned} \star &= \inf_v \int (z - m)_- dv(z) \\ \text{s.t.} \quad &\int z dv(z) = 0 \\ &\int 1 dv(z) = 1 \\ &\int z^2 dv(z) \leq s \\ &v \geq 0. \end{aligned}$$

Using v being a Dirac at zero as a Slater point, strong duality for semi-infinite optimization gives an equivalent optimization problem in three scalar decision variables and a continuum of constraints:

$$\begin{aligned} \star &= \sup_{p, q, r} q - sr \\ \text{s.t.} \quad &pz + q - z^2 \leq (z - m)_- \quad \forall z \\ &r \geq 0. \end{aligned}$$

Using that the largest lower bound is the infimum and that if we choose $r = 0$ in the outer supremum then $z \rightarrow \infty$ achieves ∞ in the inner infimum, we obtain

$$\star = \sup_{p \in \mathbb{R}, r \in \mathbb{R}_{++}} \inf_z (z - m)_- - pz + (z^2 - s)r.$$

We now compute the inner infimum. The objective is the minimum of two convex quadratics. Therefore, the infimum is equal to the minimum of the infimum of each quadratic by itself. We obtain

$$\circledast = \sup_{p \in \mathbb{R}, r \in \mathbb{R}_{++}} \left(\frac{-p^2 + 2p - 4r(m + rs) - 1}{4r} \right) \wedge \left(\frac{-p^2 - rs}{4r} \right).$$

Fix $r \in \mathbb{R}_{++}$ and consider the supremum in p alone. The objective is the minimum of two strictly concave quadratics with the *same* quadratic part and *different* linear parts. Therefore, the maximum occurs at the *single* discontinuity point where the two quadratics meet. We obtain

$$\circledast = \sup_{r \in \mathbb{R}_{++}} -\frac{(1 + 4mr)^2}{16r} - sr.$$

This objective is differentiable, convex for r positive, and approaches $-\infty$ both as $r \downarrow 0$ and as $r \uparrow \infty$. Hence, the maximum occurs at a critical point in the positive half-line. This critical point is at $r = 1/(4\sqrt{m^2 + s})$. We obtain

$$\circledast = \frac{1}{2}(-m - \sqrt{m^2 + s}),$$

completing the proof. \square

C.5 Proof of Corollary 3.5

PROOF. The first inequality follows from Theorem 3.1. The second inequality follows by applying Theorem 3.4 with $\bar{\sigma}^2(X) = \text{Var}(\delta | X)$ and observing that, by triangle inequality,

$$\mathbb{E} \left[\tau(X) - \beta - \sqrt{(\tau(X) - \beta)^2 + \bar{\sigma}^2(X)} \right] \geq \mathbb{E} [\tau(X) - \beta - |\tau(X) - \beta| - \bar{\sigma}(X)] = \mathbb{E} [2(\tau(X) - \beta)_- - \bar{\sigma}(X)].$$

The third inequality follows by Cauchy-Schwarz, and the fourth by Jensen's and iterated expectation. \square

D PROOFS FOR SECTION 4

D.1 Proof of Lemma 4.1

PROOF. Set $\mathcal{I}_{-k} = \{i \neq k - 1 \pmod{K}\}$. For any function $f(x)$, let us denote $Q_\alpha(f) = \inf\{\beta : \mathbb{E}[\mathbb{I}[f(X) \leq \beta] - \alpha] \geq 0\}$ and $\hat{Q}_\alpha^{(k)}(f) = \inf\{\beta : \sum_{i \in \mathcal{I}_{-k}} (\mathbb{I}[f(X_i) \leq \beta] - \alpha) \geq 0\}$ so that $\hat{\beta}^{(k)} = \hat{Q}_\alpha^{(k)}(\hat{\tau}^{(k)})$ and $\beta^* = F_{\tau(X)}^{-1}(\alpha) = Q_\alpha(\tau)$.

First we consider the case $r = \infty$. We have $|\hat{Q}_\alpha^{(k)}(\hat{\tau}^{(k)}) - \hat{Q}_\alpha(\tau)| \leq \sup_{i \in \mathcal{I}_{-k}} |\hat{\tau}^{(k)}(X_i) - \tau(X_i)| = O_p(\|\hat{\tau}^{(k)} - \tau\|_\infty)$. By Assumption 1 and delta method, $|\hat{Q}_\alpha^{(k)}(\tau) - Q_\alpha(\tau)| = O_p(n^{-1/2})$, giving the result for $r = \infty$.

Consider now $r < \infty$. Let $\delta = \|\tau - \hat{\tau}\|_r^{\frac{r}{r+1}}$. By union bound with respect to the empirical distribution (conditioning on the data),

$$\hat{Q}_\alpha^{(k)}(\hat{\tau}^{(k)}) \leq \hat{Q}_{\alpha+\delta}^{(k)}(\tau) + \hat{Q}_{1-\delta}^{(k)}(\hat{\tau}^{(k)} - \tau).$$

By Assumption 1 and delta method, $\hat{Q}_{\alpha+\delta}^{(k)}(\tau) \leq Q_\alpha(\tau) + O_p(\delta) + O_p(n^{-1/2})$. By Markov's inequality with respect to the empirical distribution (conditioning on the data),

$$\hat{Q}_{1-\delta}^{(k)}(\hat{\tau}^{(k)} - \tau) \leq \delta^{-1/r} \left(\frac{1}{|\mathcal{I}_{-k}|} \sum_{i \in \mathcal{I}_{-k}} |\hat{\tau}^{(k)}(X_i) - \tau(X_i)|^r \right)^{1/r} = O_p(\delta^{-1/r} \|\tau - \hat{\tau}\|_r) = O_p(\delta).$$

A wholly symmetric argument for a lower bound gives the conclusion. \square

D.2 Proof of Lemma 4.2

PROOF. First, we compute:

$$\mathbb{E}\phi(X, A, Y; \check{e}, \check{\mu}, \check{\tau}, \check{\beta}) = \check{\beta} + \frac{1}{\alpha} \mathbb{E} \left[\mathbb{I} \left[\check{\tau}(X) \leq \check{\beta} \right] \left(\check{\mu}(X, 1) - \check{\mu}(X, 0) + \frac{e(X)}{\check{e}(X)} (\mu(X, 1) - \check{\mu}(X, 1)) - \frac{1 - e(X)}{1 - \check{e}(X)} (\mu(X, 0) - \check{\mu}(X, 0)) - \check{\beta} \right) \right].$$

We proceed to show the first inequality by bounding each of the following:

$$|\mathbb{E}\phi(X, A, Y; \check{e}, \check{\mu}, \check{\tau}, \check{\beta}) - \mathbb{E}\phi(X, A, Y; e, \check{\mu}, \check{\tau}, \check{\beta})|, \quad (15)$$

$$|\mathbb{E}\phi(X, A, Y; e, \check{\mu}, \check{\tau}, \check{\beta}) - \mathbb{E}\phi(X, A, Y; e, \mu, \check{\tau}, \check{\beta})|, \quad (16)$$

$$|\mathbb{E}\phi(X, A, Y; e, \mu, \check{\tau}, \check{\beta}) - \mathbb{E}\phi(X, A, Y; e, \mu, \tau, \check{\beta})|, \quad (17)$$

$$|\mathbb{E}\phi(X, A, Y; e, \mu, \tau, \check{\beta}) - \mathbb{E}\phi(X, A, Y; e, \mu, \tau, \beta^*)|. \quad (18)$$

We begin with Eq. (15). We have

$$\begin{aligned} |\mathbb{E}\phi(X, A, Y; \check{e}, \check{\mu}, \check{\tau}, \check{\beta}) - \mathbb{E}\phi(X, A, Y; e, \check{\mu}, \check{\tau}, \check{\beta})| &\leq \frac{1}{\alpha} \mathbb{E} \left[\mathbb{I} \left[\check{\tau}(X) \leq \check{\beta} \right] \frac{1}{\check{e}(X)} |e(X) - \check{e}(X)| |\mu(X, 1) - \check{\mu}(X, 1)| \right] \\ &\quad + \frac{1}{\alpha} \mathbb{E} \left[\mathbb{I} \left[\tau(X) \leq \check{\beta} \right] \frac{1}{1 - \check{e}(X)} |e(X) - \check{e}(X)| |\mu(X, 0) - \check{\mu}(X, 0)| \right] \\ &\leq \frac{1}{\alpha \check{e}} \|e - \check{e}\|_2 (\|\mu(\cdot, 1) - \check{\mu}(\cdot, 1)\|_2 + \|\mu(\cdot, 0) - \check{\mu}(\cdot, 0)\|_2). \end{aligned}$$

Next, we observe that Eq. (16) is exactly 0.

Next, we tackle Eq. (17). By Assumption 1, there exists $c > 0$ such that $\tau(X) - \beta^*$ has a density on $(-c, c)$ bounded by $F'_{\tau(X)}(F_{\tau(X)}^{-1}(\alpha)) + 1$. Therefore, provided that $|\check{\beta} - \beta^*| \leq c/3$, $\|\check{\tau}(X) - \tau(X)\|_\infty \leq c/3$, we have

$$\begin{aligned} &\left| \mathbb{E}\phi(X, A, Y; e, \mu, \check{\tau}, \check{\beta}) - \mathbb{E}\phi(X, A, Y; e, \mu, \tau, \check{\beta}) \right| \\ &= \frac{1}{\alpha} \left| \mathbb{E} \left[(\mathbb{I}[\tau(X) - \beta^* \leq \check{\beta} - \beta^* + \tau(X) - \check{\tau}(X)] - \mathbb{I}[\tau(X) - \beta^* \leq \check{\beta} - \beta^*]) (\tau(X) - \beta^*) \right] \right| \\ &\leq \frac{1}{\alpha} \mathbb{E} \left[|\tau(X) - \beta^*| \mathbb{I}[|\tau(X) - \beta^*| \leq |\check{\beta} - \beta^*| + |\check{\tau}(X) - \tau(X)|] \right] \\ &\leq \frac{1}{\alpha} \mathbb{E} \left[|\tau(X) - \beta^*| \mathbb{I}[|\tau(X) - \beta^*| \leq |\check{\beta} - \beta^*| + \|\check{\tau}(X) - \tau(X)\|_\infty] \right] \\ &\leq \frac{1}{\alpha} (F'_{\tau(X)}(F_{\tau(X)}^{-1}(\alpha)) + 1) \left(|\check{\beta} - \beta^*| + \|\check{\tau}(X) - \tau(X)\|_\infty \right)^2. \end{aligned}$$

We now tackle Eq. (18). Let

$$f(\beta) = \mathbb{E}[\phi(X, A, Y; e, \mu, \tau, \beta)] = \beta + \frac{1}{\alpha} \mathbb{E}[(\tau(X) - \beta)_-]. \quad (19)$$

By assumption $f'(\beta^*) = 0$ and $|f''(\beta)| \leq \frac{1}{\alpha} (F'_{\tau(X)}(F_{\tau(X)}^{-1}(\alpha)) + 1)$ for $\beta \in (\beta^* - c, \beta^* + c)$. Therefore, provided $|\check{\beta} - \beta^*| \leq c/3$, Taylor's theorem yields that Eq. (18) is bounded by $\frac{1}{2\alpha} (F'_{\tau(X)}(F_{\tau(X)}^{-1}(\alpha)) + 1) (\check{\beta} - \beta^*)^2$.

We proceed to show the second inequality by bounding each of the following:

$$\|\phi(X, A, Y; \check{e}, \check{\mu}, \check{\tau}, \check{\beta}) - \phi(X, A, Y; e, \check{\mu}, \check{\tau}, \check{\beta})\|_2, \quad (20)$$

$$\|\phi(X, A, Y; e, \check{\mu}, \check{\tau}, \check{\beta}) - \phi(X, A, Y; e, \mu, \check{\tau}, \check{\beta})\|_2, \quad (21)$$

$$\|\phi(X, A, Y; e, \mu, \check{\tau}, \check{\beta}) - \phi(X, A, Y; e, \mu, \tau, \beta^*)\|_2, \quad (22)$$

$$\|\phi(X, A, Y; e, \mu, \tau, \beta) - \phi(X, A, Y; e, \mu, \tau, \beta^*)\|_2. \quad (23)$$

By writing $\phi(X, A, Y; \check{e}, \check{\mu}, \check{\tau}, \check{\beta}) - \phi(X, A, Y; e, \check{\mu}, \check{\tau}, \check{\beta}) = \frac{1}{\alpha} \mathbb{I}[\check{\tau}(X) \leq \check{\beta}] (Y - \check{\mu}(X, A))(A(\check{e}^{-1}(X) - e^{-1}(X)) - (1 - A)((1 - \check{e}(X))^{-1} - (1 - e(X))^{-1}))$ and noting that $\|A(\check{e}^{-1}(X) - e^{-1}(X))\|_2 \leq \frac{1}{\check{e}^{3/2}} \|\check{e} - e\|_2$, we see that Eq. (20) is bounded by $\frac{4B}{\alpha \check{e}^{3/2}} \|\check{e} - e\|_2$.

By writing $\phi(X, A, Y; e, \check{\mu}, \check{\tau}, \check{\beta}) - \phi(X, A, Y; e, \mu, \check{\tau}, \check{\beta}) = \frac{1}{\alpha} \mathbb{I}[\check{\tau}(X) \leq \check{\beta}] \left(1 - \frac{A}{e(X)}\right) (\check{\mu}(X, 1) - \mu(X, 1)) + \frac{1}{\alpha} \mathbb{I}[\check{\tau}(X) \leq \check{\beta}] \left(\frac{1-A}{1-e(X)} - 1\right) (\check{\mu}(X, 0) - \mu(X, 0))$, we see that Eq. (21) is bounded by $\frac{1}{\alpha \check{e}} (\|\check{\mu}(X, 0) - \mu(X, 0)\|_2 + \|\check{\mu}(X, 1) - \mu(X, 1)\|_2)$.

To bound Eq. (22) let us first write $\phi(X, A, Y; e, \mu, \check{\tau}, \check{\beta}) - \phi(X, A, Y; e, \mu, \tau, \beta^*) = (\check{\beta} - \beta^*)(1 - \frac{1}{\alpha} \mathbb{I}[\check{\tau}(X) \leq \check{\beta}]) + \frac{1}{\alpha} (\mathbb{I}[\check{\tau}(X) \leq \check{\beta}] - \mathbb{I}[\tau(X) \leq \beta^*]) (\mu(X, 1) - \mu(X, 0)) + \frac{A-e(X)}{e(X)(1-e(X))} (Y - \mu(X, A) - \beta^*)$. By Assumption 1, we have $|\beta^*| \leq 2B$. Therefore, Eq. (22) is bounded by $\frac{1}{\alpha} |\check{\beta} - \beta^*| + \frac{6B}{\alpha \check{e}} \|\mathbb{I}[\check{\tau}(X) \leq \check{\beta}] - \mathbb{I}[\tau(X) \leq \beta^*]\|_2$. And, provided $|\check{\beta} - \beta^*| \leq c/3$, $\|\check{\tau}(X) - \tau(X)\|_\infty \leq c/3$, we have $\|\mathbb{I}[\check{\tau}(X) \leq \check{\beta}] - \mathbb{I}[\tau(X) \leq \beta^*]\|_2 \leq \mathbb{P}(|\tau(X) - \beta^*| \leq |\check{\beta} - \beta^*| + \|\check{\tau}(X) - \tau(X)\|_\infty) \leq 2(F'_{\tau(X)}(F_{\tau(X)}^{-1}(\alpha)) + 1)(|\check{\beta} - \beta^*| + \|\check{\tau}(X) - \tau(X)\|_\infty)$.

Finally, Eq. (23) is bounded by $\frac{6B}{\alpha \check{e}} \|\mathbb{I}[\check{\tau}(X) \leq \beta^*] - \mathbb{I}[\tau(X) \leq \beta^*]\|_2$. And, provided $\|\check{\tau}(X) - \tau(X)\|_\infty \leq c/3$, we have $\|\mathbb{I}[\check{\tau}(X) \leq \beta^*] - \mathbb{I}[\tau(X) \leq \beta^*]\|_2 \leq \mathbb{P}(|\tau(X) - \beta^*| \leq \|\check{\tau}(X) - \tau(X)\|_\infty) \leq 2(F'_{\tau(X)}(F_{\tau(X)}^{-1}(\alpha)) + 1) \|\check{\tau}(X) - \tau(X)\|_\infty$. \square

D.3 Proof of Lemma 4.4

PROOF. We will proceed to bound each of

$$|\mathbb{E}\phi(X, A, Y; \check{e}, \check{\mu}, \check{\tau}, \check{\beta}) - \mathbb{E}\phi(X, A, Y; \tilde{e}, \tilde{\mu}, \tilde{\tau}, \tilde{\beta})|, \quad (24)$$

$$|\mathbb{E}\phi(X, A, Y; \tilde{e}, \tilde{\mu}, \tilde{\tau}, \tilde{\beta}) - \mathbb{E}\phi(X, A, Y; \tilde{e}, \tilde{\mu}, \tilde{\tau}, \tilde{\beta})|, \quad (25)$$

$$|\mathbb{E}\phi(X, A, Y; \tilde{e}, \tilde{\mu}, \tilde{\tau}, \tilde{\beta}) - \mathbb{E}\phi(X, A, Y; \tilde{e}, \tilde{\mu}, \tilde{\tau}, \tilde{\beta})|. \quad (26)$$

First, consider the case that $\tilde{e} = e$. We will bound Eq. (24) by bounding each of

$$|\mathbb{E}\phi(X, A, Y; \check{e}, \check{\mu}, \check{\tau}, \check{\beta}) - \mathbb{E}\phi(X, A, Y; e, \check{\mu}, \check{\tau}, \check{\beta})|, \quad (27)$$

$$|\mathbb{E}\phi(X, A, Y; e, \check{\mu}, \check{\tau}, \check{\beta}) - \mathbb{E}\phi(X, A, Y; e, \mu, \check{\tau}, \check{\beta})|. \quad (28)$$

We begin with Eq. (27). We have

$$\begin{aligned} \mathbb{E}\phi(X, A, Y; \check{e}, \check{\mu}, \check{\tau}, \check{\beta}) - \mathbb{E}\phi(X, A, Y; e, \check{\mu}, \check{\tau}, \check{\beta}) &= \frac{1}{\alpha} \mathbb{E} \left[\mathbb{I}[\check{\tau}(X) \leq \check{\beta}] \frac{1}{\check{e}(X)} (e(X) - \check{e}(X)) (\mu(X, 1) - \check{\mu}(X, 1)) \right] \\ &\quad + \frac{1}{\alpha} \mathbb{E} \left[\mathbb{I}[\check{\tau}(X) \leq \check{\beta}] \frac{1}{1 - \check{e}(X)} (e(X) - \check{e}(X)) (\mu(X, 0) - \check{\mu}(X, 0)) \right] \\ &\leq \frac{1}{\alpha \check{e}} \|e - \check{e}\|_2 (\|\check{\mu}(\cdot, 1) - \mu(\cdot, 1)\|_2 + \|\check{\mu}(\cdot, 0) - \mu(\cdot, 0)\|_2) \\ &\quad + \frac{1}{\alpha \check{e}} \|e - \check{e}\|_2 (\|\mu(\cdot, 1) - \check{\mu}(\cdot, 1)\|_2 + \|\mu(\cdot, 0) - \check{\mu}(\cdot, 0)\|_2). \end{aligned}$$

Next, we observe that Eq. (28) is exactly 0.

Second, we consider the case that $\tilde{\mu} = \mu$. We will bound Eq. (24) by bounding each of

$$\left| \mathbb{E}\phi(X, A, Y; \check{e}, \check{\mu}, \check{\tau}, \check{\beta}) - \mathbb{E}\phi(X, A, Y; \check{e}, \mu, \check{\tau}, \check{\beta}) \right|, \quad (29)$$

$$\left| \mathbb{E}\phi(X, A, Y; \check{e}, \mu, \check{\tau}, \check{\beta}) - \mathbb{E}\phi(X, A, Y; \tilde{e}, \mu, \check{\tau}, \check{\beta}) \right|. \quad (30)$$

We begin with Eq. (29). We have

$$\begin{aligned} \mathbb{E}\phi(X, A, Y; \check{e}, \check{\mu}, \check{\tau}, \check{\beta}) - \mathbb{E}\phi(X, A, Y; \check{e}, \mu, \check{\tau}, \check{\beta}) &= \frac{1}{\alpha} \mathbb{E} \left[\mathbb{I} \left[\check{\tau}(X) \leq \check{\beta} \right] \frac{1}{\check{e}(X)} (\check{e}(X) - e(X)) (\check{\mu}(X, 1) - \mu(X, 1)) \right] \\ &\quad + \frac{1}{\alpha} \mathbb{E} \left[\mathbb{I} \left[\check{\tau}(X) \leq \check{\beta} \right] \frac{1}{1 - \check{e}(X)} (\check{e}(X) - e(X)) (\check{\mu}(X, 0) - \mu(X, 0)) \right] \\ &\leq \frac{1}{\alpha \check{e}} \|\check{e} - e\|_2 (\|\mu(\cdot, 0) - \check{\mu}(\cdot, 0)\|_2 + \|\mu(\cdot, 1) - \check{\mu}(\cdot, 1)\|_2) \\ &\quad + \frac{1}{\alpha \check{e}} \|\check{e} - e\|_2 (\|\mu(\cdot, 0) - \check{\mu}(\cdot, 0)\|_2 + \|\mu(\cdot, 1) - \check{\mu}(\cdot, 1)\|_2). \end{aligned}$$

Next, we observe that Eq. (30) is exactly 0.

If $\kappa = 1$ then the rest is argued as in Lemma 4.2.

Next, we tackle Eqs. (25) and (26) supposing $\kappa = 0$. Because either $\tilde{e} = e$ or $\tilde{\mu} = \mu$, we have

$$\begin{aligned} &\left| \mathbb{E}\phi(X, A, Y; \tilde{e}, \tilde{\mu}, \tilde{\tau}, \tilde{\beta}) - \mathbb{E}\phi(X, A, Y; \tilde{e}, \mu, \tilde{\tau}, \tilde{\beta}) \right| \\ &= \frac{1}{\alpha} \left| \mathbb{E} \left[(\mathbb{I}[\tilde{\tau}(X) - \tilde{\beta} \leq \check{\beta} - \tilde{\beta} + \tilde{\tau}(X) - \check{\tau}(X)] - \mathbb{I}[\tilde{\tau}(X) - \tilde{\beta} \leq \check{\beta} - \tilde{\beta}]) (\tau(X) - \tilde{\beta}) \right] \right|. \end{aligned}$$

By assumption, there exists $c > 0$ such that $\tilde{\tau}(X) - \beta^*$ has a density on $(-c, c)$ bounded by $F'_{\tilde{\tau}}(F_{\tilde{\tau}(X)}^{-1}(\alpha)) + 1$. Moreover, since $\|\tilde{\tau}(X)\|_{\infty} \leq 2M$, we have $|\tilde{\beta}| \leq 2M$. Therefore, provided that $|\check{\beta} - \tilde{\beta}| \leq c/3$, $\|\tilde{\tau}(X) - \check{\tau}(X)\|_{\infty} \leq c/3$, we have that Eq. (25) is bounded by

$$\frac{4M}{\alpha} \left(F'_{\tilde{\tau}(X)}(F_{\tilde{\tau}(X)}^{-1}(\alpha)) + 1 \right) (|\check{\beta} - \tilde{\beta}| + \|\tilde{\tau}(X) - \check{\tau}(X)\|_{\infty}).$$

Finally, provided that $|\check{\beta} - \tilde{\beta}| \leq c/3$, Eq. (26) is bounded by

$$\begin{aligned} &|\check{\beta} - \tilde{\beta}| + \frac{1}{\alpha} \mathbb{E} \left[\left| \mathbb{I}[\tilde{\tau}(X) \leq \check{\beta}] - \mathbb{I}[\tilde{\tau}(X) \leq \tilde{\beta}] \right| |\tau(X) - \tilde{\beta}| \right] + \frac{1}{\alpha} \mathbb{E} \left[\mathbb{I}[\tilde{\tau}(X) \leq \check{\beta}] |\check{\beta} - \tilde{\beta}| \right] \\ &\leq \left(1 + \frac{1}{\alpha} + \frac{8M}{\alpha} \left(F'_{\tilde{\tau}(X)}(F_{\tilde{\tau}(X)}^{-1}(\alpha)) + 1 \right) \right) |\check{\beta} - \tilde{\beta}| \end{aligned}$$

The second inequality is proven the same as in Lemma 4.2. \square

D.4 Proof of Lemma 4.6

PROOF. By assumption of continuity on $\tilde{\tau}(X)$, we have that $\mathbb{P}(\tilde{\tau}(X) \leq \tilde{\beta}) = \alpha$ and that the right-hand side of Eq. (13) is equal to $\mathbb{E} \left[\frac{1}{\alpha} \mathbb{I}[\tilde{\tau}(X) \leq \tilde{\beta}] \tau(X) \right]$. On the other hand, by the dual formulation of CVaR [43], we have

$$\text{CVaR}_{\alpha}(\tau(X)) = \inf_{0 \leq Z \leq \frac{1}{\alpha}, \mathbb{E}Z=1} \mathbb{E}[Z\tau(X)].$$

Since $Z = \frac{1}{\alpha} \mathbb{I}[\tilde{\tau}(X) \leq \tilde{\beta}]$ is feasible, the conclusion follows. \square

D.5 Proof of Theorem 4.3

PROOF. Let $\mathcal{I}_k = \{i \equiv k - 1 \pmod{K}\}$, $\mathcal{I}_{-k} = \{i \not\equiv k - 1 \pmod{K}\}$, and $\mathbb{E}_k f(X, A, Y) = \frac{1}{|\mathcal{I}_k|} \sum_{i \in \mathcal{I}_k} f(X_i, A_i, Y_i)$.

$$\begin{aligned} & \mathbb{E}_k \phi(X, A, Y; \hat{e}^{(k)}, \hat{\mu}^{(k)}, \hat{\tau}^{(k)}, \hat{\beta}^{(k)}) - \mathbb{E}_k \phi(X, A, Y; e, \mu, \tau, \beta^*) \\ &= \mathbb{E} \phi(X, A, Y; \hat{e}^{(k)}, \hat{\mu}^{(k)}, \hat{\tau}^{(k)}, \hat{\beta}^{(k)}) - \mathbb{E} \phi(X, A, Y; e, \mu, \tau, \beta^*) \end{aligned} \quad (31)$$

$$+ (\mathbb{E}_k - \mathbb{E})(\phi(X, A, Y; \hat{e}^{(k)}, \hat{\mu}^{(k)}, \hat{\tau}^{(k)}, \hat{\beta}^{(k)}) - \phi(X, A, Y; e, \mu, \tau, \beta^*)). \quad (32)$$

We proceed to show that each of Eqs. (31) and (32) are $o_p(1/\sqrt{n})$.

By Lemma 4.2, we have that Eq. (31) is

$$O_p(\|e - \hat{e}^{(k)}\|_2 (\|\mu(\cdot, 0) - \hat{\mu}^{(k)}(\cdot, 0)\|_2 + \|\mu(\cdot, 1) - \hat{\mu}^{(k)}(\cdot, 1)\|_2) + \|\tau - \hat{\tau}^{(k)}\|_\infty^2 + (\hat{\beta}^{(k)} - \beta^*)^2).$$

So, by our nuisance-estimation assumptions and Lemma 4.1, Eq. (31) is $o_p(1/\sqrt{n})$.

By Chebyshev's inequality conditioned on \mathcal{I}_{-k} , we obtain that Eq. (32) is

$$O_p(|\mathcal{I}_k|^{-1/2} \|\phi(X, A, Y; \hat{e}^{(k)}, \hat{\mu}^{(k)}, \hat{\tau}^{(k)}, \hat{\beta}^{(k)}) - \phi(X, A, Y; e, \mu, \tau, \beta^*)\|_2).$$

By our nuisance-estimation assumptions, Lemma 4.1, and Lemma 4.2, we have that $\|\phi(X, A, Y; \hat{e}^{(k)}, \hat{\mu}^{(k)}, \hat{\tau}^{(k)}, \hat{\beta}^{(k)}) - \phi(X, A, Y; e, \mu, \tau, \beta^*)\|_2 = o_p(1)$. Thus, Eq. (32) is $o_p(1/\sqrt{n})$.

The rest is concluded by noting that $\frac{1}{n} \sum_{i=1}^n \phi(X_i, A_i, Y_i; e, \mu, \tau, \beta^*) = \frac{1}{K} \sum_{k=1}^K \frac{|\mathcal{I}_k|}{n/K} \mathbb{E}_k f(X, A, Y; e, \mu, \tau, \beta^*)$ and by the central limit theorem. \square

D.6 Proof of Theorem 4.5

PROOF. The proof proceeds as in Theorem 4.3 but using Lemma 4.4 and noting that $\mathbb{E} \phi(X, A, Y; \tilde{e}, \tilde{\mu}, \tau, \beta^*) = \Psi$ provided that either $\tilde{e} = e$ or $\tilde{\mu} = \mu$. \square

D.7 Proof of Theorem 4.7

PROOF. The proof proceeds as in Theorem 4.3 but using Lemma 4.4 and noting that Lemma 4.1 applies analogously for $\tilde{\tau}$, that we have $\mathbb{E} \phi(X, A, Y; \tilde{e}, \tilde{\mu}, \tilde{\tau}, \tilde{\beta}) = \tilde{\beta} + \frac{1}{\alpha} \mathbb{E}[\mathbb{I}[\tilde{\tau}(X) \leq \tilde{\beta}](\tau(X) - \tilde{\beta})]$ provided that either $\tilde{e} = e$ or $\tilde{\mu} = \mu$, and finally that this upper bounds Ψ by Lemma 4.6. \square