

StolenEncoder: Stealing Pre-trained Encoders

Yupei Liu Jinyuan Jia Hongbin Liu Neil Zhenqiang Gong

Duke University

{yupei.liu, jinyuan.jia, hongbin.liu, neil.gong}@duke.edu

Abstract—Pre-trained encoders are general-purpose feature extractors that can be used for many downstream tasks. Recent progress in self-supervised learning can pre-train highly effective encoders using a large volume of *unlabeled* data, leading to the emerging *encoder as a service (EaaS)*. A pre-trained encoder may be deemed confidential because its training often requires lots of data and computation resources as well as its public release may facilitate misuse of AI, e.g., for deepfakes generation. In this paper, we propose the first attack called *StolenEncoder* to steal pre-trained image encoders. We evaluate StolenEncoder on multiple target encoders pre-trained by ourselves and three real-world target encoders including the ImageNet encoder pre-trained by Google, CLIP encoder pre-trained by OpenAI, and Clarifai’s General Embedding encoder deployed as a paid EaaS. Our results show that the encoders stolen by StolenEncoder have similar functionality with the target encoders. In particular, the downstream classifiers built upon a target encoder and a stolen encoder have similar accuracy. Moreover, stealing a target encoder using StolenEncoder requires much less data and computation resources than pre-training it from scratch. We also explore three defenses that perturb feature vectors produced by a target encoder. Our evaluation shows that these defenses are not enough to mitigate StolenEncoder.

I. INTRODUCTION

Conventional supervised learning requires labeling a large volume of training data for each AI task. *Self-supervised learning* [1], [2], [3], [4], [5], [6], [7], [8] shifts the paradigm by first pre-training a general-purpose encoder using a large volume of *unlabeled* data and then applying the encoder as a feature extractor for various downstream tasks with little or even no labeled training data. The success of self-supervised learning leads to an emerging cloud service, called *Encoder as a Service (EaaS)* [9], [10]. In particular, a powerful service provider (e.g., OpenAI, Google, and Clarifai) with sufficient data and computation resources pre-trains a general-purpose encoder and deploys it as a paid cloud service; and a customer queries the cloud service API for the feature vectors of its training/testing inputs in order to train/test its classifiers (called *downstream classifiers*). EaaS is different from conventional *Machine Learning as a Service (MLaaS)* (shown in Figure 1), in which a (downstream) classifier is deployed as a cloud service and a customer queries the API for the prediction results of its testing inputs.

An encoder may be kept confidential because of the large amount of data and computation resources required to pre-train it as well as its potential misuse, e.g., for deepfakes generation. For instance, OpenAI publicly released its pre-trained language encoders GPT [11] and GPT-2 [12], but deployed its more advanced GPT-3 [13] as an EaaS for both economic and ethical considerations [9], e.g., pre-trained language encoders

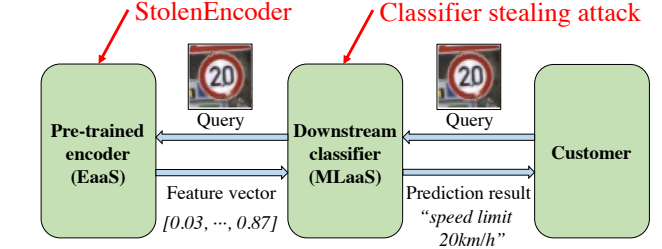


Fig. 1: EaaS vs. MLaaS.

can be misused to generate fake news [14]. In this work, we study attacks to steal a pre-trained encoder (called *target encoder*) deployed as an EaaS, which demonstrates that deploying an encoder as a cloud service is insufficient to protect its confidentiality. An attacker can deploy the stolen encoder as its own paid EaaS or use it for its downstream tasks without querying the target EaaS. We note that most existing model stealing attacks focus on stealing (downstream) classifiers [15], [16], [17], [18], [19], [20], [21], [22], [23], which are different from stealing encoders, as illustrated in Figure 1. In particular, a classifier returns a label or a confidence score vector, while an encoder returns a feature vector; and the loss function used to measure a label or confidence score vector is insufficient to measure a feature vector. As a result, as our experiments will show, extending classifier stealing attacks to steal pre-trained encoders achieves suboptimal performance.

Our work: In this work, we propose StolenEncoder, the first attack to steal a target encoder in self-supervised learning. In particular, we focus on stealing image encoders. StolenEncoder aims to achieve two goals: 1) maintaining the functionality of a target encoder, and 2) the number of queries to the EaaS API is small. We consider an attacker has a small number of unlabeled images called *surrogate dataset*. The surrogate dataset does not need to follow the same distribution as the dataset used to pre-train the target encoder. We formulate StolenEncoder as an optimization problem, the solution of which is a stolen encoder.

Specifically, to achieve the first goal, we first define a loss term \mathcal{L}_1 , which is small if the stolen encoder and the target encoder output similar feature vectors for the images in the surrogate dataset. Formally, we define \mathcal{L}_1 as the distance (e.g., ℓ_2 distance) between the feature vector outputted by the target encoder and that outputted by the stolen encoder for an image in the surrogate dataset on average. However, minimizing the loss term \mathcal{L}_1 alone leads to a stolen encoder

with suboptimal functionality because the surrogate dataset is small. To address the challenge, we propose to augment the surrogate dataset via data augmentations such as RandomHorizontalFlip, ColorJitter, and RandomGrayScale. Specifically, during the training of a stolen encoder, for each image in the surrogate dataset, we generate augmented images. Moreover, we propose another loss term \mathcal{L}'_2 , which is small if the stolen encoder and target encoder output similar feature vectors for the augmented images. Formally, we define \mathcal{L}'_2 as the distance between the feature vector outputted by the target encoder and that outputted by the stolen encoder for an augmented image on average.

However, \mathcal{L}'_2 requires querying the EaaS for the feature vectors of the augmented images, which incurs a large amount of queries and violates the second goal. To achieve the second goal, we make a key observation, i.e., a target encoder in self-supervised learning produces similar feature vectors for an image and its augmented version. Based on this observation, we approximate the loss term \mathcal{L}'_2 as a loss term \mathcal{L}_2 , which measures the distance between the feature vector outputted by the target encoder for an image and that outputted by the stolen encoder for the image’s augmented version. Finally, we minimize the weighted sum of the loss terms \mathcal{L}_1 and \mathcal{L}_2 via a stochastic gradient descent based method to obtain a stolen encoder. The number of queries to the EaaS incurred by StolenEncoder is the size of the surrogate dataset.

We evaluate StolenEncoder on target encoders pre-trained by ourselves on three datasets (STL10, Food101, and CIFAR10) as well as three real-world target encoders, i.e., the ImageNet encoder pre-trained by Google [5], the CLIP encoder pre-trained by OpenAI [6], and the Clarifai General Embedding encoder deployed as a paid EaaS [10]. Moreover, we evaluate the functionality of an encoder using the accuracy of four downstream classifiers trained upon the encoder for four downstream datasets (MNIST, Fashion-MNIST, SVHN, and GTSRB). Our results show that, even if an attacker does not know the distribution of the dataset used to pre-train the target encoder, the neural network architecture of the target encoder, and the algorithm used to pre-train the target encoder, StolenEncoder can steal an encoder with similar functionality with the target encoder using much less data and computation resources than pre-training the target encoder from scratch. For instance, the accuracy of the four downstream classifiers built upon our stolen CLIP encoder is at least 93% of that built upon the target CLIP encoder. The target CLIP encoder was trained for 432 hours on 592 V100 GPUs using 400 million public image-text pairs collected from the Internet [6], while our stolen CLIP encoder was trained for only 53.9 hours on 1 Quadro-RTX-6000 GPU using 113,000 images in STL10, which is less than 0.03% of the size of the data used to pre-train the target CLIP encoder. Moreover, training and testing the four downstream classifiers using the Clarifai EaaS costs us \$350, while stealing the Clarifai encoder costs us only \$6.

We also generalize three defenses [17], [15], [24] against classifier stealing attacks to defend against StolenEncoder. The key idea of these defenses is to perturb a feature vector

outputted by the target encoder before returning it to a customer/attacker. The first defense (called *top-k features*) resets the features, whose absolute values are not the top- k largest ones, to be 0. The second defense (called *feature rounding*) rounds each feature in a feature vector. The third defense (called *feature poisoning*) adds carefully crafted perturbation to a feature vector such that the feature vectors become a “data poisoning attack” to the training of a stolen encoder. We find that these defenses are insufficient to mitigate StolenEncoder. In particular, feature rounding does not decrease the functionality of a stolen encoder, while top- k features and feature poisoning reduce the functionality of a stolen encoder by reducing the functionality of the target encoder.

To summarize, our work makes the following contributions:

- We propose StolenEncoder, the first attack to steal pre-trained encoders in self-supervised learning.
- We formulate StolenEncoder as an optimization problem. Moreover, we propose a method based on stochastic gradient descent to solve the optimization problem.
- We evaluate StolenEncoder on multiple encoders trained by ourselves and three real-world image encoders.
- We explore three defenses to mitigate StolenEncoder. Our results highlight the needs of new mechanisms to defend against StolenEncoder.

II. PRELIMINARIES ON SELF-SUPERVISED LEARNING

Self-supervised learning [1], [2], [3], [4], [5], [6], [7], [8] aims to exploit the supervisory signals among unlabeled data itself to pre-train encoders, which can be used as general-purpose feature extractors for various downstream tasks. We focus on image encoders in this work. *Contrastive learning* [1], [4], [5], [6], [7], [8] is a representative family of self-supervised learning techniques that pre-train image encoders. Therefore, we focus on contrastive learning in the following. Contrastive learning pre-trains an image encoder using a large volume of unlabeled images or image-text pairs. We call such unlabeled data *pre-training dataset*. Next, we first discuss how to pre-train an image encoder and then discuss how to apply it to train downstream classifiers.

A. Pre-training an Encoder

One major component of contrastive learning is the stochastic data augmentation module, which consists of a sequence of random augmentation operations, e.g., randomly horizontally flipping an image (i.e., RandomHorizontalFlip), randomly changing the brightness, contrast and saturation of an image (i.e., ColorJitter), as well as randomly converting an image to grayscale (e.g., RandomGrayScale). Given an input image, the data augmentation module generates two stochastic augmented views called *positive pair*. Two augmented views from different input images are called *negative pair*. Generally speaking, the core idea of contrastive learning is to pre-train an image encoder that outputs similar feature vectors for positive pairs but dissimilar feature vectors for negative pairs. Next, we discuss two state-of-the-art contrastive learning algorithms,

SimCLR [5] and MoCo [4], in more details. Both algorithms use unlabeled images to pre-train an image encoder.

SimCLR [5]: Besides the stochastic data augmentation module, the SimCLR framework contains two other important modules: image encoder f and projection head h . Given an input image x , the image encoder f outputs the feature vector $f(x)$. The projection head h maps the feature vectors to calculate contrastive loss. The projection head h is a multilayer perceptron with one hidden layer. Given a randomly sampled minibatch of N images $\{x_1, x_2, \dots, x_N\}$, SimCLR generates two augmented views from each image, resulting in $2N$ augmented images: $\{\tilde{x}_1, \tilde{x}_2, \dots, \tilde{x}_{2N}\}$. Given a positive pair $\{\tilde{x}_i, \tilde{x}_j\}$, \tilde{x}_i and the remaining $2(N-1)$ images form negative pairs. SimCLR defines the contrastive loss for a positive pair $\{\tilde{x}_i, \tilde{x}_j\}$ as follows:

$$\ell_{i,j} = -\log \frac{\exp(\text{sim}(h(f(\tilde{x}_i)), h(f(\tilde{x}_j)))) / \tau}{\sum_{k=1, k \neq i}^{2N} \exp(\text{sim}(h(f(\tilde{x}_i)), h(f(\tilde{x}_k)))) / \tau}, \quad (1)$$

where sim denotes the cosine similarity and τ denotes a temperature hyperparameter. The overall contrastive loss computes the sum of $\ell_{i,j}$ over all $2N$ positive pairs. SimCLR pre-trains an encoder f together with the projection head h via minimizing the overall contrastive loss.

MoCo [4]: Besides the stochastic data augmentation module, the MoCo framework consists of three major components: query image encoder f , momentum image encoder f_m , and dictionary \mathcal{D} . Both query image encoder f and momentum image encoder f_m output feature vectors for input images and they have the same architecture. Given input images' augmented views, the feature vectors outputted by the momentum image encoder f_m are called key vectors. The dictionary \mathcal{D} consists of a queue of key vectors that are created in preceding several minibatches. The dictionary \mathcal{D} is updated iteratively by adding key vectors in the current minibatch and removing the key vectors from the oldest minibatch. MoCo designs the momentum image encoder f_m to be updated significantly slower than the query image encoder f so that key vectors maintain representations' consistency in dictionary \mathcal{D} . Similar to SimCLR [5], given a minibatch of N images $\{x_1, x_2, \dots, x_N\}$, MoCo also generates two augmented views from each image to obtain $2N$ augmented images: $\{\tilde{x}_1, \tilde{x}_2, \dots, \tilde{x}_{2N}\}$. For each positive pair $\{\tilde{x}_i, \tilde{x}_j\}$ generated from the same image x , \tilde{x}_i denotes query and \tilde{x}_j denotes key. They are respectively inputted to the query image encoder f and momentum image encoder f_m to obtain query feature vector $f(\tilde{x}_i)$ and key vector $f_m(\tilde{x}_j)$. Then the key vector $f_m(\tilde{x}_j)$ is enqueued to the dictionary \mathcal{D} . MoCo defines the contrastive loss for a positive pair of query \tilde{x}_i and key \tilde{x}_j as follows:

$$\ell_{i,j} = -\log \frac{\exp(\text{sim}(f(\tilde{x}_i), f_m(\tilde{x}_j)) / \tau)}{\sum_{k \in \mathcal{D}} \exp(\text{sim}(f(\tilde{x}_i), k) / \tau)}, \quad (2)$$

where sim denotes the cosine similarity and τ denotes a temperature hyperparameter. The overall contrastive loss computes

the sum of $\ell_{i,j}$ over all N positive pairs. MoCo pre-trains an encoder f via minimizing the overall contrastive loss.

B. Training and Testing Downstream Classifiers

The image encoder can be used to output feature vectors for various downstream tasks, which we consider to be image classification in this work. We can use the pre-trained image encoder to extract feature vectors for training images, and then train a downstream classifier on the feature vectors and corresponding labels following the supervised learning paradigm. Given a testing image, we use the image encoder to output its feature vector and then use the downstream classifier to predict its label. We call the dataset used to train and test a downstream classifier *downstream dataset*.

III. THREAT MODEL

We consider two parties: *EaaS provider* and *attacker*. In particular, an EaaS provider could be a resourceful entity such as Google, OpenAI, and Clarifai. The EaaS provider uses contrastive learning to pre-train an encoder (called *target encoder*) on a pre-training dataset and deploys it as a paid EaaS. A customer (e.g., an attacker) can query the EaaS API to obtain the feature vectors for its input images. In particular, a customer sends an input image to the EaaS API, which uses the target encoder to compute the feature vector for the image and returns it to the customer. The EaaS may charge a customer based on the number of queries sent by the customer. Next, we discuss our threat model with respect to the attacker's goals, background knowledge, and capabilities.

Attacker's goals: An attacker aims to achieve the following two goals:

- **Goal I: Maintaining the functionality of the target encoder.** In the first goal, the attacker aims to steal the target encoder such that the stolen encoder maintains the functionality of the target encoder. In particular, the downstream classifiers built upon the stolen encoder should be as accurate as those built upon the target encoder for different downstream tasks.
- **Goal II: A small query cost.** The number of queries to the EaaS API represents the economic cost for the attacker. Therefore, in the second goal, the attacker aims to steal the target encoder using a small number of queries to the EaaS API.

Attacker's background knowledge: We consider the attacker's background knowledge along the following two dimensions:

- **Surrogate dataset.** We assume the attacker has a small amount of unlabeled images (called *surrogate dataset*). We consider three scenarios for the surrogate dataset depending on the attacker's background knowledge on the pre-training dataset of the target encoder. In the first scenario, the surrogate dataset is a subset of the pre-training dataset. For instance, when the EaaS provider collects public data on the Internet as the pre-training dataset, the attacker can also collect some public data

from the Internet as the surrogate dataset. In the second scenario, the surrogate dataset has the same distribution as the pre-training dataset, but does not have overlap with the pre-training dataset. In the third scenario, the surrogate dataset has a different distribution from the pre-training dataset, which means that the attacker does not know the distribution of the pre-training dataset, e.g., when the pre-training dataset is the EaaS provider’s private data. As we will show in experiments, our attack achieves similar effectiveness in the three scenarios.

- **Encoder architecture.** This background knowledge characterizes whether the attacker knows the neural network architecture of the target encoder. If the attacker knows the target encoder’s architecture, e.g., the EaaS provider makes it public to increase transparency and trust, the attacker can use the same architecture for its stolen encoder. When the attacker does not know the target encoder’s architecture, the attacker can select an expressive/powerful architecture. For instance, the attacker can use ResNet-34 [25] as its stolen encoder architecture. The attacker selects an expressive architecture so the stolen encoder is more likely to maintain the functionality of the target encoder.

We note that the attacker does not need to know the contrastive learning algorithm used to pre-train the target encoder. This is because our attack does not use a contrastive learning algorithm to train the stolen encoder, as we will discuss in the next section.

Attacker’s capabilities: An attacker can query the EaaS API to obtain the feature vectors of its input images.

IV. STOLENENCODER

A. Overview

Our key idea is to formulate our encoder stealing attack as an optimization problem and then leverage the standard stochastic gradient descent to solve the optimization problem, which produces the stolen encoder. Recall that our attack aims to achieve two goals. To achieve Goal I, we require that the stolen encoder and the target encoder produce similar feature vectors for the images in the surrogate dataset. Moreover, since the surrogate dataset is small, we use data augmentations to augment each image in the surrogate dataset, and we require that the stolen encoder and the target encoder also produce similar feature vectors for the augmented images. However, such requirement incurs a large amount of queries to the EaaS API as the attacker needs to obtain the feature vectors of the augmented images produced by the target encoder, which does not satisfy Goal II. To address the challenge, our key observation is that a target encoder pre-trained by contrastive learning produces similar feature vectors for an image and its augmented versions. Therefore, to achieve Goal II, we propose to approximate the feature vector of an augmented image as that of the original image produced by the target encoder. Such approximation eliminates the needs of querying the EaaS API for the feature vectors of the augmented images, which reduces

the query cost substantially (i.e., achieves Goal II) while still achieving Goal I.

B. Formulating StolenEncoder as an Optimization Problem

We use f_t to denote the target encoder and use f_s to denote the stolen encoder. We use \mathcal{D} to denote the surrogate dataset of the attacker. \mathbf{x} is an input image, and $f_t(\mathbf{x})$ (or $f_s(\mathbf{x})$) is the feature vector produced by f_t (or f_s) for \mathbf{x} . Next, we formally quantify the attacker’s two goals, based on which we formulate StolenEncoder as an optimization problem.

Achieving Goal I: Goal I aims to maintain the functionality of the target encoder. The functionality of an encoder is often measured by the accuracy of the downstream classifiers built upon it. However, it may be unknown which downstream classifiers will be built upon the stolen encoder at the time of stealing. As a result, it is challenging to directly quantify Goal I using accuracy of the downstream classifiers. To address the challenge, we propose to quantify Goal I using the outputs of the stolen encoder itself. Intuitively, if the stolen encoder and the target encoder produce similar feature vectors for any input, then the downstream classifiers built upon them would have similar accuracy. Based on this intuition, we quantify Goal I using the feature vectors produced by the stolen encoder and the target encoder.

In particular, the stolen encoder and target encoder should produce similar feature vectors for the images in the attacker’s surrogate dataset, which we quantify using the following loss term \mathcal{L}_1 :

$$\mathcal{L}_1 = \frac{1}{|\mathcal{D}|} \cdot \sum_{\mathbf{x} \in \mathcal{D}} d(f_t(\mathbf{x}), f_s(\mathbf{x})), \quad (3)$$

where f_s is the stolen encoder, \mathbf{x} is an input image in the surrogate dataset \mathcal{D} , and d is a distance metric (e.g., ℓ_2 -distance) to measure the distance between the feature vectors $f_t(\mathbf{x})$ and $f_s(\mathbf{x})$, which are produced by the target encoder and stolen encoder for \mathbf{x} , respectively. \mathcal{L}_1 is small if the stolen encoder f_s and the target encoder f_t produce similar feature vectors for an input.

In our threat model, we assume the attacker’s surrogate dataset to be small because the attacker is often a less resourceful entity who cannot pre-train its own encoder. Therefore, minimizing the loss term \mathcal{L}_1 alone with a small surrogate dataset may lead to a stolen encoder with suboptimal functionality, as shown in our experiments. To address the challenge, inspired by contrastive learning, we use data augmentation to augment the surrogate dataset and require the stolen encoder to produce similar feature vectors for the augmented images with the target encoder. Specifically, for each image in the surrogate dataset, we create an augmented image via applying a series of random data augmentation operations (e.g., RandomHorizontalFlip, ColorJitter, RandomGrayScale). For simplicity, we use \mathcal{A} to denote the composition of a series of data augmentation operations and use $\mathcal{A}(\mathbf{x})$ to denote an augmented image created from the image \mathbf{x} . Given those augmented images, we require the stolen encoder to produce similar feature vectors

for them with the target encoder. Formally, we define the following loss term \mathcal{L}'_2 :

$$\mathcal{L}'_2 = \frac{1}{|\mathcal{D}|} \cdot \sum_{x \in \mathcal{D}} d(f_t(\mathcal{A}(x)), f_s(\mathcal{A}(x))), \quad (4)$$

where $\mathcal{A}(x)$ is an augmented image created from x in \mathcal{D} . Given the two loss terms defined in Equation (3) and (4), we can achieve Goal I via training the stolen encoder f_s by solving the following optimization problem:

$$\min_{f_s} \mathcal{L}' = \mathcal{L}_1 + \lambda \cdot \mathcal{L}'_2, \quad (5)$$

where λ is a hyperparameter that balances the two loss terms.

Achieving Goal II: Suppose the attacker solves the optimization problem in Equation (5) using the standard Stochastic Gradient Descent (SGD). Specifically, the attacker randomly initializes the parameters of the stolen encoder. The attacker repeatedly calculates the gradient of the loss function \mathcal{L}' with respect to the stolen encoder using a mini-batch of images in the surrogate dataset, and the attacker moves the stolen encoder towards the inverse of the gradient with a small step. The attacker can repeat this process for e epochs.

In the above optimization process, the attacker needs to query the target encoder once for the feature vector of each image in the surrogate dataset, which can be saved locally and used to calculate the loss term \mathcal{L}_1 during the optimization process. In other words, the loss term \mathcal{L}_1 incurs $|\mathcal{D}|$ queries. Moreover, the attacker also needs to query the target encoder for the feature vectors of the augmented images. This results in a large query cost, especially when a different augmented image is used in each epoch of the optimization process to enhance the functionality of the stolen encoder. Specifically, the attacker needs to query the target encoder $e \cdot |\mathcal{D}|$ times to obtain the feature vectors of the augmented images in calculating the loss term \mathcal{L}'_2 during the optimization process. Therefore, the total query cost is $(e + 1) \cdot |\mathcal{D}|$.

The query cost to calculate the loss term \mathcal{L}_1 is already minimal, i.e., one query per image in the surrogate dataset. Therefore, we aim to reduce the query cost of calculating the loss term \mathcal{L}'_2 . Our key observation is that the target encoder pre-trained by contrastive learning produces similar feature vectors for an image and its augmented version. In other words, we have $f_t(\mathcal{A}(x)) \approx f_t(x)$. Based on this observation, we propose to use $f_t(x)$ to approximate $f_t(\mathcal{A}(x))$. Formally, we define the following loss term \mathcal{L}_2 :

$$\mathcal{L}_2 = \frac{1}{|\mathcal{D}|} \cdot \sum_{x \in \mathcal{D}} d(f_t(x), f_s(\mathcal{A}(x))). \quad (6)$$

We use \mathcal{L}_2 to approximate \mathcal{L}'_2 . In other words, we transform the optimization problem in Equation (5) as the following one:

$$\min_{f_s} \mathcal{L} = \mathcal{L}_1 + \lambda \cdot \mathcal{L}_2, \quad (7)$$

where λ is a hyperparameter. As our experiments in the next section show, the stolen encoders obtained by solving Equation (5) and Equation (7) achieve similar functionality.

Algorithm 1: StolenEncoder

```

1: Input: API (EaaS API of target encoder  $f_t$ ),  $\mathcal{D}$  (surrogate
   dataset),  $d$  (distance metric),  $e$  (number of epochs),  $lr$ 
   (learning rate),  $\lambda$  (hyperparameter),  $\mathcal{A}$  (composition of
   data augmentation operations),  $S$  (batch size).
2: Output:  $\Theta$  (parameters of stolen encoder  $f_s$ ).
3:  $\backslash\backslash$  Query the EaaS API for feature vectors
4:  $v(x) \leftarrow \text{API}(x), x \in \mathcal{D}$ 
5:  $\backslash\backslash$  Randomly initialize the stolen encoder parameters  $\Theta$ 
6:  $\Theta \leftarrow \text{RandomIni}()$ 
7: for  $j = 1, 2, \dots, e$  do
8:   for  $i = 1, 2, \dots, \lfloor |\mathcal{D}|/S \rfloor$  do
9:      $\mathcal{MB} \leftarrow \text{MiniBatch}(\mathcal{D})$ 
10:     $\mathcal{L}_1 \leftarrow \frac{1}{|\mathcal{MB}|} \cdot \sum_{x \in \mathcal{MB}} d(v(x), f_t(x))$ 
11:     $\mathcal{L}_2 \leftarrow \frac{1}{|\mathcal{MB}|} \cdot \sum_{x \in \mathcal{MB}} d(v(x), f_s(\mathcal{A}(x)))$ 
12:     $\Theta \leftarrow \Theta - lr \cdot \frac{\partial(\mathcal{L}_1 + \lambda \cdot \mathcal{L}_2)}{\partial \Theta}$ 
13:   end for
14: end for
15: return  $\Theta$ 

```

However, the loss term \mathcal{L}_2 does not incur extra queries to the target encoder, since the feature vectors $f_t(x)$ are already obtained and saved locally for calculating \mathcal{L}_1 . Therefore, the total query cost of solving Equation (7) is only $|\mathcal{D}|$.

C. Solving the Optimization Problem

The solution to the optimization problem in Equation (7) is our stolen encoder. Algorithm 1 shows the algorithm of StolenEncoder. The attacker first queries the EaaS API for the feature vector $f_t(x)$ of each image x in its surrogate dataset (Line 4 in Algorithm 1). The function *RandomIni* in Line 6 randomly initializes the stolen encoder f_s . Then, the attacker uses the standard SGD to solve the optimization problem. In each epoch, the attacker processes the surrogate dataset mini-batch by mini-batch. For each mini-batch \mathcal{MB} of images in \mathcal{D} , the attacker uses \mathcal{MB} to respectively compute the two loss terms \mathcal{L}_1 and \mathcal{L}_2 in Line 10 and 11, and finally uses gradient descent to update parameters Θ of the stolen encoder in Line 12. We note that the data augmentation $\mathcal{A}(x)$ generates a random augmented version of x in each epoch.

V. EVALUATION

A. Experimental Setup

1) *Pre-training Datasets and Target Encoders:* We use STL10 [26], Food101 [27], and CIFAR10 [28] as the pre-training datasets. STL10 dataset includes 5,000 labeled training images, 8,000 labeled testing images, and 100,000 unlabeled images. Food101 dataset consists of 90,900 training images and 10,100 testing images. CIFAR10 dataset includes 50,000 labeled training images and 10,000 labeled testing images. Table I summarizes all our datasets.

We pre-train a target encoder on each pre-training dataset. In particular, for CIFAR10 and Food101, we use their training images to pre-train target encoders. For STL10, we use both

TABLE I: Dataset summary.

	Dataset	#Training Examples	#Testing Examples
Pre-training Dataset	STL10	105,000	8,000
	Food101	90,900	10,100
	CIFAR10	50,000	10,000
Downstream Dataset	MNIST	60,000	10,000
	FashionMNIST	60,000	10,000
	SVHN	73,257	26,032
	GTSRB	39,209	12,630
Surrogate Dataset	ImageNet	–	–

the training images and the unlabeled images to pre-train a target encoder. We do not use the testing images of the pre-training datasets to pre-train target encoders, which we reserve to evaluate StolenEncoder in the scenario where the attacker’s surrogate dataset follows the same distribution as the pre-training dataset but does not have overlaps with it. By default, we adopt SimCLR [5] as the contrastive learning algorithm to pre-train target encoders. We train a target encoder for 1,000 epochs, where the batch size is 256, the optimizer is Adam, and the initial learning rate is 0.001. We use data augmentation operations including RandomResizedCrop, RandomHorizontalFlip, ColorJitter, and RandomGrayScale in SimCLR. The architecture of the target encoder is ResNet18 [25]. We use the public code of SimCLR [29].

2) *Attack Settings*: StolenEncoder has the following parameters: surrogate dataset \mathcal{D} , architecture of the stolen encoder, composition of data augmentation operations \mathcal{A} , distance metric d , hyperparameter λ , number of epochs e , learning rate lr , and batch size S . We adopt the following default settings. For surrogate dataset, we assume the attacker does not know the distribution of the pre-training dataset. In particular, we sample the surrogate dataset from the ImageNet dataset [30]. Moreover, the size of the surrogate dataset is 5% of the pre-training dataset size, i.e., the sizes of the surrogate dataset when stealing the target encoders pre-trained on STL10, Food101, and CIFAR10 are 5,250, 4,545, and 2,500, respectively.

We assume the attacker does not know the architecture of the target encoder. In particular, we adopt ResNet34 as the architecture of the stolen encoder. \mathcal{A} is a composition of data augmentation operations including RandomHorizontalFlip, ColorJitter, and RandomGrayScale. We note that these data augmentations are not the same as those used to pre-train the target encoder. Moreover, our experiments on CLIP in Section VI show that even if the data augmentation operations \mathcal{A} used to train the stolen encoder have no overlaps with those used to pre-train the target encoder, StolenEncoder is still effective.

We adopt ℓ_2 distance as the distance metric d . We set $\lambda = 20$, $e = 100$, $lr = 0.001$, and $S = 64$. We will study the impact of each parameter on StolenEncoder. Moreover, we set all other parameters to the default values when studying the impact of one parameter. All our experiments are performed on 1 Quadro-RTX-6000 GPU.

3) *Downstream Datasets and Downstream Classifiers*: We use MNIST [31], FashionMNIST [32], SVHN [33], and

GTSRB [34] as the four downstream datasets. MNIST dataset includes 60,000 training images and 10,000 testing images from 10 classes. FashionMNIST consists of 60,000 training images and 10,000 testing images of fashion products from 10 categories. SVHN dataset consists of images obtained from house numbers in Google Street View images. The dataset is split into 73,257 training images and 26,032 testing images, where each image is categorized into one of 10 classes. GTSRB dataset is a traffic sign recognition dataset, which includes 39,209 training images and 12,630 testing images from 43 classes. We use GTSRB as the default downstream dataset in our evaluation. Moreover, we resize all images in the pre-training datasets and downstream datasets to be 32×32 . Note that each image in MNIST and FashionMNIST only has one channel, but all other images have three channels. We extend the images in both datasets to three channels. In particular, following previous work [6], we extend one channel to three channels by setting the other two channels to be the same as the existing channel.

For each downstream dataset, we use its training dataset to train a downstream classifier via treating the target or stolen encoder as a feature extractor. We adopt a fully connected neural network with two hidden layers as a downstream classifier. The number of neurons in the two hidden layers are respectively 512 and 256. Moreover, we adopt ReLU as the activation function for the input and hidden layers and adopt Softmax as the activation function for the output layer. By default, we use the Adam optimizer with an initial learning rate 0.0001 and batch size 256 to train a downstream classifier for 500 epochs. We will also explore the impact of the parameters in training the downstream classifiers on StolenEncoder.

4) *Compared Methods*: We compare StolenEncoder with the following baselines or variants of StolenEncoder.

- **Pre-training an Encoder using Surrogate Dataset (Pre-training-encoder)**: As an attacker has a surrogate dataset, the attacker can pre-train an encoder on its surrogate dataset without querying the target encoder at all. In particular, in this method, we use SimCLR to pre-train an encoder on the surrogate dataset, where the parameter settings of SimCLR are the same as those used to pre-train the target encoders.
- **StolenEncoder without Augmented Images (StolenEncoder-w/o-aug)**: Recall that StolenEncoder uses augmented images of the surrogate dataset to enhance the functionality of the stolen encoder. To demonstrate such augmented images do enhance functionality of the stolen encoder, we evaluate a variant of StolenEncoder that does not use augmented images. That is, this variant only uses the loss term \mathcal{L}_1 to train the stolen encoder, which is equivalent to setting $\lambda = 0$ in StolenEncoder. We note that StolenEncoder-w/o-aug can also be viewed as generalizing classifier stealing attack to steal encoder. In particular, attacks [15], [16], [17], [18], [19] to steal a complex neural network classifier essentially query

TABLE II: StolenEncoder is effective.

Pre-training Dataset	Downstream Dataset	TA (%)	SA (%)	$\frac{SA}{TA} \times 100\%$
STL10	MNIST	97.63	97.74	100
	FashionMNIST	89.98	90.35	100
	SVHN	56.97	73.50	129
	GTSRB	74.97	74.57	99
Food101	MNIST	97.92	97.97	100
	FashionMNIST	89.88	90.63	101
	SVHN	62.22	77.50	125
	GTSRB	79.69	78.12	98
CIFAR10	MNIST	97.90	97.95	100
	FashionMNIST	89.44	90.34	101
	SVHN	59.63	77.04	129
	GTSRB	80.67	79.43	98

the classifier and treat the query results (i.e., labels or confidence score vectors) as labels of the queries to train a stolen classifier. StolenEncoder-w/o-aug treats the query results (i.e., feature vectors outputted by the target encoder) as “labels” of the queries to train a stolen encoder.

- **StolenEncoder with High Query Cost (StolenEncoder-query-aug):** Recall that we use \mathcal{L}_2 to approximate \mathcal{L}'_2 to reduce the query cost (please refer to Section IV-B for details). To demonstrate such approximation does not sacrifice functionality of the stolen encoder, we evaluate a variant of StolenEncoder that uses \mathcal{L}'_2 instead of \mathcal{L}_2 . That is, in this variant, the attacker queries the cloud service API for the feature vectors of the augmented images.

5) *Evaluation Metrics:* We adopt *Target Accuracy (TA)*, *Stolen Accuracy (SA)*, and *Number of Queries (#Queries)* as evaluation metrics. In particular, TA (or SA) is the testing accuracy of a downstream classifier trained and tested using a target (or stolen) encoder as feature extractor. #Queries is the number of queries to the EaaS API. Suppose we have a downstream task whose testing dataset is $\mathcal{D}_d = \{(\mathbf{x}_i, y_i)\}_{i=1}^n$. Moreover, we use g_t and g_s to respectively denote the downstream classifier built upon the target encoder f_t and the stolen encoder f_s . Formally, we define the metrics as follows:

- **Target Accuracy (TA):** TA is the fraction of testing examples in the testing dataset \mathcal{D}_d that are correctly classified by the downstream classifier g_t when the target encoder is used as a feature extractor. Formally, we have the following:

$$TA = \frac{\sum_{(\mathbf{x}_i, y_i) \in \mathcal{D}_d} \mathbb{I}(g_t \circ f_t(\mathbf{x}_i) = y_i)}{|\mathcal{D}_d|}, \quad (8)$$

where $g_t \circ f_t$ is the composition of the target encoder f_t and the downstream classifier g_t , and \mathbb{I} is an indicator function.

- **Stolen Accuracy (SA):** SA is the fraction of testing examples in \mathcal{D}_d that are correctly classified by the downstream classifier g_s . Formally, we have:

$$SA = \frac{\sum_{(\mathbf{x}_i, y_i) \in \mathcal{D}_d} \mathbb{I}(g_s \circ f_s(\mathbf{x}_i) = y_i)}{|\mathcal{D}_d|}, \quad (9)$$

TABLE III: StolenEncoder requires less computation resource than pre-training a target encoder from scratch.

Pre-training Dataset	Pre-training Time (hrs)	StolenEncoder Training Time (hrs)
STL10	26.27	0.28
Food101	22.73	0.23
CIFAR10	12.50	0.12

where $g_s \circ f_s$ is the composition of the stolen encoder f_s and the downstream classifier g_s .

- **Number of Queries (#Queries):** #Queries is the number of queries that are sent by an attacker to the EaaS API of a target encoder in order to steal it. Note that #Queries of StolenEncoder is the size of the surrogate dataset. Therefore, we omit #Queries in most of our experimental results for simplicity.

B. Experimental Results

StolenEncoder is effective: Table II shows the TA, SA, and the ratio between SA and TA (i.e., SA/TA) for different downstream datasets when the target encoders are pre-trained on STL10, Food101, and CIFAR10. As the results show, StolenEncoder maintains the functionality of the target encoders. In particular, the ratios SA/TA are no smaller than 0.98 in all cases and even larger than 1 when the downstream dataset is SVHN. We suspect the reason that the ratios on SVHN are larger than 1 is that SVHN is more similar to the surrogate dataset (i.e., ImageNet dataset) than the three pre-training datasets, and thus the stolen encoders extract more distinguishable features for SVHN than the target encoders. Our experimental results demonstrate that StolenEncoder can effectively steal the functionality of a target encoder.

Table III shows the times of pre-training the target encoders and training the stolen encoders in StolenEncoder. Our results show that training a stolen encoder in StolenEncoder is two orders of magnitude more computationally efficient than pre-training a target encoder from scratch. Note that the surrogate dataset size is only 5% of the pre-training dataset size in these experiments. Therefore, training a stolen encoder in StolenEncoder requires much less data and computation resources than pre-training a target encoder from scratch.

Impact of λ : Figure 2 shows the impact of λ on the SA of StolenEncoder for the three pre-training datasets, where the downstream dataset is GTSRB. Note that TA is a constant for each pre-training dataset when we vary λ . We observe that SA first increases and then saturates as λ increases. Our results show that StolenEncoder achieves good performance with a large range of λ . In particular, we can set λ to be a reasonably large value (e.g., 20) in practice.

Impact of surrogate dataset: We explore the impact of both the size and distribution of a surrogate dataset on StolenEncoder. Figure 3 shows the impact of the surrogate dataset size on SA of StolenEncoder, where the surrogate dataset is sampled from the ImageNet dataset and its size is calculated as the fraction of the size of a pre-training dataset.

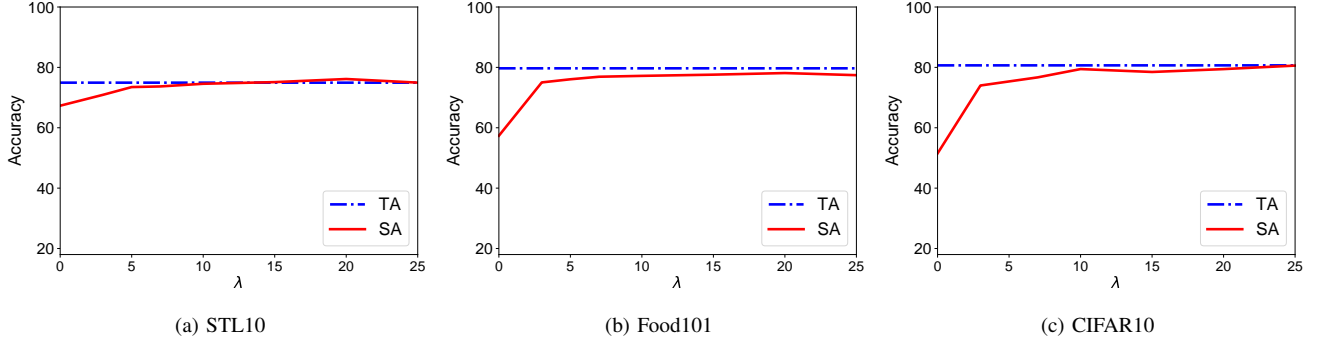


Fig. 2: Impact of λ on SA of StolenEncoder for the three pre-training datasets.

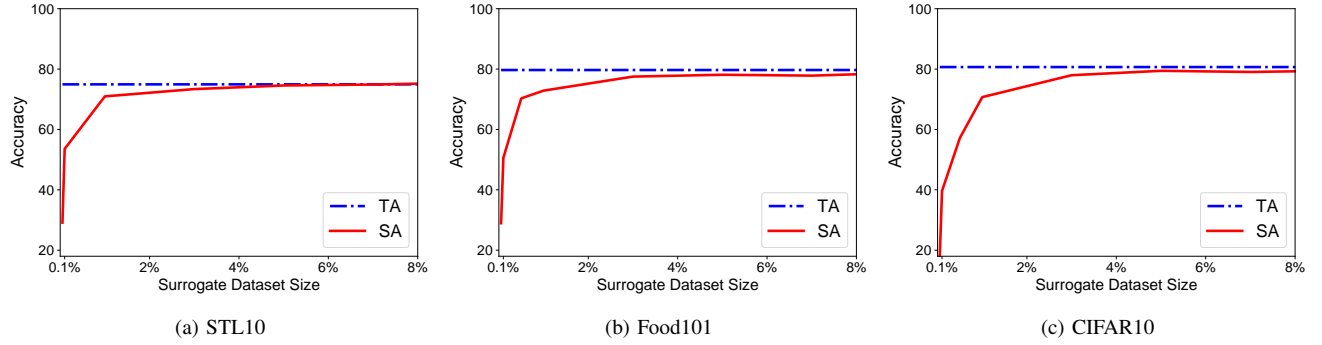


Fig. 3: Impact of the surrogate dataset size on SA of StolenEncoder for the three pre-training datasets.

TABLE IV: Impact of the surrogate dataset distribution on SA of StolenEncoder.

Pre-training Dataset	Surrogate Dataset	SA (%)
STL10	a subset of pre-training dataset	73.82
	same dist. as pre-training dataset	73.81
	diff. dist. from pre-training dataset	74.57
Food101	a subset of pre-training dataset	78.20
	same dist. as pre-training dataset	77.95
	diff. dist. from pre-training dataset	78.12
CIFAR10	a subset of pre-training dataset	78.81
	same dist. as pre-training dataset	78.84
	diff. dist. from pre-training dataset	79.43

Note that the size of the surrogate dataset is also the #Queries incurred by StolenEncoder. Naturally, SA first increases and then saturates as the size of the surrogate dataset increases. Moreover, StolenEncoder can already achieve SAs close to TAs when the size of the surrogate dataset is small, e.g., 3% of the pre-training dataset size.

Table IV shows the SAs of StolenEncoder when the surrogate dataset has different distributions. In particular, we consider three scenarios. In the scenario “a subset of pre-training dataset”, we randomly select images from the pre-training dataset as the surrogate dataset. In the scenario “same dist. as pre-training dataset”, we randomly select images from the testing dataset of STL10 (or Food101 or CIFAR10) as the surrogate dataset when the pre-training dataset is STL10 (or

TABLE V: Impact of the target encoder architecture, where the stolen encoder architecture is ResNet34.

Target Encoder Architecture (#Parameters)	Pre-training Dataset					
	STL10		Food101		CIFAR10	
	TA (%)	SA (%)	TA (%)	SA (%)	TA (%)	SA (%)
ResNet34 (21.3M)	76.85	75.34	79.44	78.17	76.58	76.76
VGG19_bn (20.0M)	40.91	45.46	43.38	48.80	42.68	48.52
VGG19 (20.0M)	21.07	26.40	24.81	32.78	26.88	41.69
ResNet18 (11.2M)	74.97	74.57	79.69	78.12	80.67	79.43
DenseNet121 (7.5M)	57.21	60.75	60.46	61.78	59.78	61.69
MobileNetV2 (4.0M)	38.26	46.33	40.71	44.78	38.75	47.26
ShuffleNetV2x1 (1.8M)	45.10	48.43	43.36	48.61	45.60	49.79

Food101 or CIFAR10). In other words, the surrogate dataset does not overlap with the pre-training dataset but they have the same distribution. In the scenario “diff. dist. from pre-training dataset” (our default setting), we randomly select images from the ImageNet dataset as the surrogate dataset. We find that StolenEncoder achieves similar SAs in the three scenarios for the same pre-training dataset, which implies that an attacker can use StolenEncoder to effectively steal a target encoder without knowing the distribution of its pre-training dataset.

Impact of encoder architecture: An attacker can select an expressive/powerful architecture for the stolen encoder regardless of the target encoder architecture. Table V shows the experimental results when the stolen encoder architecture is ResNet34 and the target encoder uses different architectures.

TABLE VI: Impact of the distance metric on SA.

Pre-training Dataset	Distance Metric	SA (%)
STL10	cosine distance	59.11
	ℓ_1 distance	72.82
	ℓ_2 distance	74.57
Food101	cosine distance	61.27
	ℓ_1 distance	76.55
	ℓ_2 distance	78.12
CIFAR10	cosine distance	61.07
	ℓ_1 distance	74.52
	ℓ_2 distance	79.43

TABLE VII: Impact of the contrastive learning algorithm used to pre-train a target encoder on StolenEncoder.

Pre-training Dataset	Target Encoder Algorithm	TA (%)	SA (%)
STL10	MoCo	80.36	83.50
	SimCLR	74.97	74.57
Food101	MoCo	81.97	80.91
	SimCLR	79.69	78.12
CIFAR10	MoCo	78.92	78.41
	SimCLR	80.67	79.43

Our results show that StolenEncoder is effective for different target encoder architectures as the SAs are close to or higher than the corresponding TAs. We also found that if an attacker selects an architecture (e.g., MobileNetV2) that is less expressive than the target encoder architecture (e.g., ResNet34), then the SAs are smaller than TAs.

Impact of distance metric: Table VI shows the impact of distance metric on SA of StolenEncoder for different pre-training datasets, where the downstream dataset is GTSRB. Cosine distance measures the minus cosine similarity of the angle between two feature vectors, ℓ_1 distance is the sum of the absolute difference of each dimension between two feature vectors, while ℓ_2 distance is the standard Euclidean distance. First, both ℓ_2 distance and ℓ_1 distance achieve larger SAs than cosine distance. The reason is that cosine distance only measures the angle between two feature vectors while ignoring their magnitudes. Therefore, it is likely that the feature vector outputted by a stolen encoder for an input image is substantially different from that outputted by a target encoder even if the cosine distance is -1. Second, ℓ_2 distance achieves larger SAs than ℓ_1 distance. We suspect the reason is that ℓ_2 distance makes the difference of each dimension between the feature vectors outputted by the target encoder and stolen encoder small, while ℓ_1 distance aims to make the differences between two feature vectors sparse, i.e., some dimensions have 0 difference but other dimensions may have large differences.

Impact of contrastive learning algorithm used to pre-train a target encoder: Table VII shows the TAs and SAs when MoCo and SimCLR are used to pre-train target encoders on the three pre-training datasets, where the downstream dataset is GTSRB. Our experimental results show that StolenEncoder is effective for both MoCo and SimCLR.

TABLE VIII: Impact of the data augmentation operations used to create augmented images when training the stolen encoder, where the pre-training dataset is CIFAR10 and downstream dataset is GTSRB. 1: RandomResizedCrop, 2: RandomHorizontalFlip, 3: ColorJitter, and 4: RandomGrayScale.

Augmentation Operation	SA (%)
No augmentation	51.50
1	74.82
2	76.86
3	78.47
4	76.15
12	77.96
13	76.68
14	71.47
23	78.98
24	77.70
34	77.15
123	79.94
124	77.18
134	76.00
234	79.43
1234	78.97

Impact of data augmentation operations: StolenEncoder uses augmented images from the surrogate dataset when training a stolen encoder. We consider the 16 combinations of four data augmentation operations including RandomResizedCrop, RandomHorizontalFlip, ColorJitter, and RandomGrayScale, which are used to pre-train a target encoder. Table VIII shows the SAs of StolenEncoder for the 16 combinations, where the pre-training dataset is CIFAR10 and downstream dataset is GTSRB. We find that StolenEncoder with any combination of the four data augmentation operations achieves high SAs, which indicates that an attacker does not need to know the data augmentation operations used to pre-train the target encoder.

Impact of other parameters: We study the impact of the parameters (i.e., #epochs and learning rate) in pre-training a target encoder, the parameters (i.e., #epochs, learning rate, and batch size) in training a stolen encoder, and the parameters (#epochs, learning rate, and #neurons in hidden layers) in training a downstream classifier. When studying the impact of one parameter, we fix other parameters to the default settings. Table IX shows the results when the pre-training dataset is CIFAR10 and downstream dataset is GTSRB. Our results show that StolenEncoder is effective for a wide range of parameter settings.

Comparing StolenEncoder with its variants: Table X shows comparison results when the surrogate dataset size is 3% and 5% of the pre-training dataset size, where the pre-training dataset is CIFAR10 and the downstream dataset is GTSRB. Our results show that StolenEncoder outperforms Pre-training-encoder, which means that an attacker can obtain a better encoder by using StolenEncoder than by pre-training on its surrogate dataset locally. StolenEncoder outperforms

TABLE IX: Impact of the parameters in pre-training a target encoder, training a stolen encoder, and training a downstream classifier on StolenEncoder. The pre-training dataset is CIFAR10 and downstream dataset is GTSRB.

Stage	Parameter	Value	TA (%)	SA (%)
Pre-training target encoder	#epochs	500	78.92	77.50
		1,000	80.67	79.43
		1,500	79.22	78.87
	Learning rate	1×10^{-3}	80.67	79.43
		5×10^{-4}	78.09	78.70
		1×10^{-4}	76.83	75.03
StolenEncoder	#epochs	10	80.67	51.11
		100		79.43
		200		81.74
	Learning rate	1×10^{-3}		79.43
		5×10^{-4}		76.21
		1×10^{-4}		72.22
	Batch size	32		79.47
		64		79.43
		128		79.96
Training a downstream classifier	#epochs	100	65.47	62.45
		300	78.01	75.28
		500	80.67	79.43
	Learning rate	1×10^{-3}	73.44	71.12
		5×10^{-4}	81.97	80.40
		1×10^{-4}	80.67	79.43
	#neurons in the two hidden layers	[128,64]	74.58	72.56
		[256,128]	78.04	76.48
		[512,256]	80.67	79.43

StolenEncoder-w/o-aug, which implies that augmenting the surrogate dataset by data augmentations improve the functionality of the stolen encoder. Moreover, StolenEncoder achieves comparable functionality with StolenEncoder-query-aug but requires much less queries, which means that approximating the feature vector of an augmented image as that of the original image produced by the target encoder (i.e., approximating \mathcal{L}'_2 as \mathcal{L}_2) does not sacrifice functionality of the stolen encoder but reduces query cost substantially.

VI. CASE STUDIES

We evaluate our StolenEncoder on three real-world pre-trained image encoders. Particularly, one is pre-trained on the ImageNet dataset by Google [5], one is the CLIP image encoder pre-trained by OpenAI [6], and one is the Clarifai’s General Embedding encoder [10]. The ImageNet and CLIP encoders are publicly available, while the Clarifai encoder is deployed as a paid EaaS. We acknowledge that it is not practically relevant to steal the ImageNet and CLIP image encoders, as they are publicly available. However, tech companies may set their future real-world image encoders to be private and only expose EaaS APIs for customers due to various reasons such as intellectual property protection and ethical concerns. An example is that OpenAI publicly released its pre-trained GPT and GPT-2 models, but only provides EaaS API for its pre-trained GPT-3 model due to economic and ethical considerations (e.g., GPT-3 may be misused to synthesize fake

TABLE X: Comparing StolenEncoder with its variants, where the pre-training dataset is CIFAR10 and downstream dataset is GTSRB.

Surrogate Dataset Size	Method	SA (%)	#Queries
3%	Pre-training-encoder	66.42	0
	StolenEncoder-w/o-aug	44.47	1,500
	StolenEncoder-query-aug	76.71	151,500
	StolenEncoder	77.97	1,500
5%	Pre-training-encoder	71.40	0
	StolenEncoder-w/o-aug	51.50	2,500
	StolenEncoder-query-aug	78.91	252,500
	StolenEncoder	79.43	2,500

news) [9]. Although these GPT models are text encoders, a similar trend may happen for image encoders, especially when they become really powerful and have a wide range of real-world (good or bad) applications. Therefore, we perform experiments on the ImageNet and CLIP image encoders to show the effectiveness of StolenEncoder on real-world, large-scale image encoders.

A. Experimental Setup

1) *Pre-training Datasets and Target Encoders*: Both the ImageNet and CLIP encoders are pre-trained by contrastive learning. Specifically, the ImageNet target encoder was pre-trained using SimCLR on the ImageNet dataset, which has 1.3 million images. The CLIP target encoder is pre-trained on a dataset with 400 million image-text pairs collected from the Internet. The architectures of the two target encoders are ResNet50 with 2,048 output dimensions and modified ResNet50 with 1,024 output dimensions, respectively. The input image size of both target encoders is $224 \times 224 \times 3$. During pre-training, the ImageNet target encoder uses data augmentation operations including RandomResizedCrop, ColorJitter, RandomGrayScale, and RandomHorizontalFlip, while the CLIP target encoder only uses RandomResizedCrop. The Clarifai encoder is deployed as a paid EaaS, which charges \$1.2 per 1,000 queries [35]. The technique used to pre-train the Clarifai encoder, its input image size, its pre-training dataset, and its architecture are not publicly known.

We note that stealing the Clarifai encoder does not influence other users of the Clarifai EaaS. Prior work [17], [15] on classifier stealing attacks also performed evaluation on real-world classifier APIs. Moreover, we have notified the Clarifai provider about its vulnerability to stealing attacks.

2) *Attack Settings*: In our experiments in Section V, we sample images from ImageNet as the surrogate dataset. Since the ImageNet target encoder is pre-trained on ImageNet, we construct surrogate dataset from a different data source. In particular, we construct surrogate dataset from the STL10 dataset, which includes 113,000 images in total. We resize each image in STL10 to $224 \times 224 \times 3$ to fit the input size of the target encoders. In the ImageNet target encoder experiments, we assume the surrogate dataset size is 5% of the pre-training dataset size, i.e., the surrogate dataset includes

TABLE XI: StolenEncoder is effective for the real-world ImageNet and CLIP target encoders as well as the Clarifai’s General Embedding encoder.

Target Encoder	Downstream Dataset	TA (%)	SA (%)	$\frac{SA}{TA} \times 100\%$
ImageNet	MNIST	98.18	98.70	101
	FashionMNIST	91.49	89.91	98
	SVHN	72.73	78.56	108
	GTSRB	75.29	76.96	102
CLIP	MNIST	98.66	96.56	98
	FashionMNIST	90.37	84.75	94
	SVHN	70.87	71.27	101
	GTSRB	80.46	74.50	93
Clarifai	MNIST	97.39	97.04	100
	FashionMNIST	89.57	88.15	98
	SVHN	67.21	68.42	102
	GTSRB	61.00	58.16	95

64,058 images sampled from STL10 uniformly at random. In the CLIP target encoder experiments, we use the entire STL10 dataset as the surrogate dataset. We note that the surrogate dataset size in the CLIP experiments is less than 0.03% (113K/400M) of the pre-training dataset size. In the Clarifai experiments, we sample 5,000 images from STL10 uniformly at random as the surrogate dataset. We use the default settings in Section V for the other parameters of StolenEncoder.

3) *Downstream Datasets and Downstream Classifiers*: For the downstream datasets and downstream classifiers, we use the default settings in Section V except that we resize all images to 224×224 to fit the input dimension of the ImageNet and CLIP target encoders. The Clarifai automatically resizes each image to its input size.

B. Experimental Results

TAs and SAs: Table XI shows the TA, SA, and the ratio SA/TA when stealing the three real-world target encoders. Our results show that StolenEncoder is effective for real-world target encoders as the ratios SA/TA are at least 93%.

Economic cost: In the Clarifai experiments, training and testing the downstream classifiers using the paid EaaS API costs us around \$350. However, stealing the Clarifai encoder using 5,000 queries only costs us \$6. Our results have two implications. First, an attacker can steal the encoder, and then train and test its downstream classifiers using the stolen encoder, which substantially saves economic cost for the attacker with no or minor degradation of the downstream classifiers’ accuracy. Second, an attacker can economically benefit from stealing the encoder and deploying it as its own paid EaaS, which customers can query to train and test their downstream classifiers.

Data and computation resources: For the ImageNet target encoder, the surrogate dataset size is 5% of the pre-training dataset size; for the CLIP target encoder, the surrogate dataset size is less than 0.03% of the pre-training dataset size; and for the Clarifai target encoder, the surrogate dataset size is 5,000 (the pre-training dataset size is not publicly known). Moreover,

TABLE XII: StolenEncoder requires much less computation resources than pre-training the real-world target encoders from scratch.

Target Encoder	Pre-training		StolenEncoder	
	Hardware	Time (hrs)	Hardware	Time (hrs)
ImageNet	128 TPU v3 cores	1.5	1 Quadro RTX-6000 GPU	30.4
CLIP	592 V100 GPUs	432.0		53.9
Clarifai	-	-		0.1

Table XII shows the hardware and times used to pre-train the target encoders and train the stolen encoders in StolenEncoder, where the pre-training hardware and times of the ImageNet and CLIP target encoders are obtained from the corresponding papers, while the pre-training hardware and time of the Clarifai target encoder are not publicly known. Our results show that stealing a real-world target encoder using StolenEncoder requires much less data and computation resources than pre-training the target encoder from scratch. In other words, a less resourceful attacker can use StolenEncoder to steal an encoder that is pre-trained by a much more resourceful EaaS provider.

VII. DEFENSES

We generalize defenses against classifier stealing attacks to defend against StolenEncoder. In particular, one popular category of defenses against classifier stealing attacks aim to perturb a confidence score vector predicted by the target classifier for a query before returning it to a customer [17], [15], [24] (for a comprehensive discussion on defenses against classifier stealing attacks, please refer to Section VIII). The intuition is that an attacker can only train a less accurate stolen classifier using the perturbed confidence score vectors.

We generalize three such defenses to defend against StolenEncoder. In *top-k features*, the EaaS API resets the features, whose absolute values are not the top- k largest, to 0 before returning a feature vector to a customer; in *feature rounding*, the EaaS API returns rounded features to a customer; and in *feature poisoning*, the EaaS API adds carefully crafted perturbation to a feature vector to poison the training of a stolen encoder. In all these defenses, an attacker uses the perturbed feature vectors to train a stolen encoder, i.e., the attacker solves the optimization problem in Equation (7) using the perturbed feature vectors returned by the EaaS API. Moreover, the downstream classifiers are also trained and tested using the perturbed feature vectors.

A. Top- k Features

In this defense, given a query, the EaaS API first uses the target encoder to calculate its feature vector; then the API resets the features, whose absolute values are not the top- k largest ones, to be 0; and finally, the API returns the perturbed feature vector. Table XIII shows the defense results of top- k features with different values of k for the three pre-training datasets, where the downstream dataset is GTSRB. Our results show that top- k features are insufficient. In particular, SAs are close to or higher than TAs no matter what k is used. In other

TABLE XIII: Defense results of top- k features.

k	Pre-training Dataset					
	STL10		Food101		CIFAR10	
	TA (%)	SA (%)	TA (%)	SA (%)	TA (%)	SA (%)
512	74.97	74.57	79.69	78.12	80.67	79.43
200	74.97	75.10	79.32	78.27	80.62	78.86
100	72.85	74.87	76.35	78.29	78.07	78.66
50	67.93	72.68	69.35	77.14	72.57	74.48
30	60.99	69.77	62.91	75.84	68.24	69.49
10	48.67	63.44	47.40	61.30	56.59	61.39
5	41.06	47.76	36.36	28.16	47.77	51.59
1	18.59	17.58	16.65	17.58	26.28	21.06

words, although a smaller k reduces SAs, TAs are also reduced by similar or larger magnitudes. We note that top- k features are generalized from top- k confidence scores, which was first explored to defend against membership inference attacks [36], [37] and then extended to classifier stealing attacks [15].

B. Feature Rounding

In this defense, the EaaS API rounds each feature to m decimals. For instance, rounding a feature value 0.0123 to 2 decimals results in a feature value 0.01. The intuition is that, with coarser-grained feature vectors, an attacker may be able to train an inferior stolen encoder. Table XIV shows the defense results of feature rounding with different values of m for the three pre-training datasets. Our results show that feature rounding is ineffective at defending against StolenEncoder. Specifically, SAs of StolenEncoder are close to TAs even if the EaaS API rounds each feature to 1 decimal. Moreover, we find that both TAs and SAs are not sensitive to the granularity of the feature values, as they are similar when $m = 1, 2, 3$. We note that feature rounding is generalized from confidence score rounding, which was explored to defend against model inversion attacks [38], classifier stealing attacks [17], and hyperparameter stealing attacks [39].

C. Feature Poisoning

This defense is generalized from confidence score poisoning, which was explored to defend against membership inference attacks [37] and classifier stealing attacks [24]. In particular, the key idea is to add carefully crafted perturbation to a feature vector such that the perturbed feature vectors become a “data poisoning attack” to the training of a stolen encoder, i.e., the stolen encoder has inferior functionality. Recall that StolenEncoder minimizes the loss in Equation (7) to train a stolen encoder. In feature poisoning, the EaaS API adds a perturbation to the feature vector of any query to maximize the loss in Equation (7). Formally, the API finds a perturbation δ for each query \mathbf{x} via solving the following optimization problem:

$$\begin{aligned} \max_{\delta} \quad & d(f_t(\mathbf{x}) + \delta, f_s(\mathbf{x})) + \lambda \cdot d(f_t(\mathbf{x}) + \delta, f_s(\mathcal{A}(\mathbf{x}))), \\ \text{s.t.} \quad & \|\delta\|_p \leq \epsilon, \end{aligned} \quad (10)$$

TABLE XIV: Defense results of feature rounding.

m	Pre-training Dataset					
	STL10		Food101		CIFAR10	
	TA (%)	SA (%)	TA (%)	SA (%)	TA (%)	SA (%)
1	66.25	75.10	70.13	78.73	72.87	77.05
2	74.62	75.69	79.28	78.08	80.50	79.08
3	75.23	76.47	79.43	78.83	80.82	78.59

TABLE XV: Defense results of feature poisoning.

$$(a) \|\delta\|_2 \leq \epsilon$$

ϵ	Pre-training Dataset					
	STL10		Food101		CIFAR10	
	TA (%)	SA (%)	TA (%)	SA (%)	TA (%)	SA (%)
0	74.97	74.57	79.69	78.12	80.67	79.43
1	73.37	75.19	78.13	75.07	80.73	74.14
3	73.59	73.70	74.11	72.79	82.43	71.12
5	67.51	71.19	73.49	71.70	80.44	72.85
7	60.84	60.83	63.32	61.50	75.81	68.38
10	48.28	53.41	48.14	51.68	66.91	57.56

$$(b) \|\delta\|_\infty \leq \epsilon$$

ϵ	Pre-training Dataset					
	STL10		Food101		CIFAR10	
	TA (%)	SA (%)	TA (%)	SA (%)	TA (%)	SA (%)
0	74.97	74.57	79.69	78.12	80.67	79.43
0.01	71.01	74.67	76.87	75.52	79.29	77.96
0.03	64.60	65.59	69.59	69.93	74.18	71.25
0.05	60.26	56.73	64.43	58.24	70.75	56.52
0.07	55.45	48.30	58.04	50.24	65.61	50.13
0.1	49.60	42.65	49.49	42.07	56.92	40.27

where f_t is the target encoder, f_s is the attacker’s stolen encoder, d is a distance metric, λ is a hyperparameter, $\mathcal{A}(\mathbf{x})$ is an augmented version of \mathbf{x} , and $\|\delta\|_p \leq \epsilon$ means that the ℓ_p norm of the perturbation is bounded by ϵ . ϵ controls the functionality of the stolen and target encoders. Specifically, a larger ϵ is expected to degrade the functionality of both a stolen encoder and the target encoder.

It is challenging for the EaaS provider to solve Equation (10) because it does not have access to the attacker’s stolen encoder f_s and the parameter settings used to train it. To give advantages to the service provider, we assume a strong defender, who can use the exactly same parameter settings as the attacker to train a stolen encoder. In particular, the EaaS provider trains a stolen encoder f'_s based on Equation (7) by treating its own pre-training dataset as the surrogate dataset and using the same settings for other parameters as the attacker. Moreover, the EaaS provider replaces the stolen encoder f_s as f'_s in Equation (10) and solves it for each query to obtain its perturbed feature vector, which is returned to a customer/attacker. Note that we assume the parameters including d , λ , and \mathcal{A} in Equation (10) are the same as those used by the attacker.

Table XV shows the defense results of feature poisoning with different ϵ 's as well as both ℓ_2 and ℓ_∞ norms to measure the perturbation magnitude. Our results show that feature poisoning is also insufficient to mitigate StolenEncoder. In particular, although a larger ϵ decreases the SAs of StolenEncoder, it also decreases the TAs, i.e., feature poisoning degrades the functionality of the stolen encoder by degrading the functionality of the target encoder.

VIII. RELATED WORK

Stealing classifiers: Most model stealing attacks focused on classifiers [15], [16], [17], [18], [19], [20], [21], [22], [23]. Roughly speaking, these methods steal the exact model parameters or functionality of target classifiers via querying them [15], [16], [17], [18], [19], [20], [21], [22] or monitoring hardware side-channel information [23]. For instance, Tramer et al. [17] proposed classifier stealing attacks to logistic regressions, decision trees, support vector machines, and simple neural networks via querying the target classifiers deployed as MLaaS. Orekondy et al. [15] proposed a reinforcement learning based approach to reduce the number of queries to steal classifiers deployed as MLaaS. Chandrasekaran et al. [16] formally explored the connections between active learning and classifier stealing attacks. Zhu et al. [23] proposed a hardware side-channel based attack to steal classifiers. The threat model assumes that the attacker process is running on the same machine as the target classifier, and thus the attacker can monitor the information in PCI bus. Our StolenEncoder is different from these work as we aim to steal pre-trained encoders instead of classifiers.

A few works [40], [41] proposed attacks to steal language models fine-tuned based on a publicly available pre-trained language encoder. In these works, the threat model is that both the target model and the stolen model are fine-tuned based on the same public pre-trained language encoder. For instance, Krishna et al. [40] proposed attacks to steal language models fine-tuned based on the pre-trained BERT encoder [42]. In particular, they showed that the attacker can effectively steal the target language model via querying it even if the attacker does not know any training data of the target language model. Zanella et al. [41] further improved such stealing attacks via introducing algebraic techniques under grey-box access. These works are different from StolenEncoder because StolenEncoder aims to steal the confidential pre-trained encoder while these works aim to steal a model fine-tuned based on a public pre-trained encoder.

Stealing hyperparameters and links: Wang and Gong [39] proposed attacks to steal hyperparameters, which can be applied to various machine learning algorithms. Oh et al. [43] proposed attacks to steal the hyperparameters of the architecture and optimizer used to train a neural network classifier via querying it. Yan et al. [44] proposed hardware side-channel based attack to steal the architecture of a neural network. Their threat model assumes the attacker has access to the same machine where the target classifier is running, and the attacker

can monitor the side effects of the CPUs' cache behaviors. He et al. [45] proposed attacks to steal links in a graph via querying a graph neural network model that is trained on the graph. They showed that the predictions of a graph neural network classifier leak lots of structural information of the graph used to train the classifier.

Defenses against classifier stealing attacks: Two popular categories of defenses against classifier stealing attacks include 1) detecting malicious/abnormal queries [46], [47], and 2) perturbing the confidence score vectors predicted by a target classifier for queries [17], [15], [24], [48]. The intuition of the first category of defenses is that the queries (e.g., inputs not following the normal testing data distribution, adversarial examples) from an attack may statistically deviate from the normal queries whose distribution is known for the given target classifier, while the intuition of the second category of defenses is that an attacker can only train a less accurate stolen classifier using the perturbed confidence score vectors. It is challenging to apply the first category of defenses to defend against encoder stealing attacks due to two reasons. First, unlike a target classifier, a target encoder is supposed to accept queries from different downstream tasks (i.e., different data distributions), and thus it is intrinsically hard to define "abnormal" queries. Second, the attacker can register multiple accounts and distribute its queries among them, making it hard for the service provider to associate and statistically analyze the attacker's queries. In fact, the second reason can also make these defenses ineffective to defend against classifier stealing attacks. In our work, we extend three defenses in the second category to mitigate StolenEncoder. However, our empirical results show the insufficiency of these defenses.

We note that watermarking [49], [50], [51], [52] and fingerprinting [53], [54] were also proposed to protect the intellectual property of machine learning models. However, these methods aim to verify model ownership after a model has already been stolen.

Other security and privacy issues of pre-trained encoders: Other than stealing attacks, pre-trained encoders are also vulnerable to backdoor attacks [55], [56], membership inference attacks [57], [58], [59], and possibly other security/privacy attacks [60], [61].

IX. CONCLUSION AND FUTURE WORK

In this work, we show that an attacker can steal the functionality of a pre-trained image encoder via querying it. Such encoder stealing attack can be formulated as a minimization optimization problem, the solution of which is a stolen encoder. Moreover, our extensive evaluation results show that stealing a pre-trained image encoder requires much less data and computation resources than pre-training it from scratch. We also show that defenses generalized from defending against classifier stealing attacks are insufficient to mitigate encoder stealing attacks. Interesting future work includes 1) developing attacks to steal the hyperparameters (e.g., architecture) of a target encoder, and 2) developing new defense mechanisms to mitigate StolenEncoder.

REFERENCES

- [1] R. Hadsell, S. Chopra, and Y. LeCun, "Dimensionality reduction by learning an invariant mapping," in *CVPR*, 2006.
- [2] R. Zhang, P. Isola, and A. A. Efros, "Colorful image colorization," in *ECCV*, 2016.
- [3] M. Noroozi and P. Favaro, "Unsupervised learning of visual representations by solving jigsaw puzzles," in *ECCV*, 2016.
- [4] K. He, H. Fan, Y. Wu, S. Xie, and R. Girshick, "Momentum contrast for unsupervised visual representation learning," in *CVPR*, 2020.
- [5] T. Chen, S. Kornblith, M. Norouzi, and G. Hinton, "A simple framework for contrastive learning of visual representations," in *ICML*, 2020.
- [6] A. Radford, J. W. Kim, C. Hallacy, A. Ramesh, G. Goh, S. Agarwal, G. Sastry, A. Askell, P. Mishkin, J. Clark *et al.*, "Learning transferable visual models from natural language supervision," in *ICML*, 2021.
- [7] J.-B. Grill, F. Strub, F. Altché, C. Tallec, P. H. Richemond, E. Buchatskaya, C. Doersch, B. A. Pires, Z. D. Guo, M. G. Azar *et al.*, "Bootstrap your own latent: A new approach to self-supervised learning," in *NeurIPS*, 2020.
- [8] X. Chen and K. He, "Exploring simple siamese representation learning," in *CVPR*, 2021.
- [9] "OpenAI API," <https://openai.com/blog/openai-api/>.
- [10] "Clarifai General Image Embedding Model," <https://www.clarifai.com/models/general-image-embedding>.
- [11] A. Radford, K. Narasimhan, T. Salimans, and I. Sutskever, "Improving language understanding by generative pre-training," *Tech Report*, 2018.
- [12] A. Radford, J. Wu, R. Child, D. Luan, D. Amodei, I. Sutskever *et al.*, "Language models are unsupervised multitask learners," *OpenAI blog*, vol. 1, no. 8, p. 9, 2019.
- [13] T. B. Brown, B. Mann, N. Ryder, M. Subbiah, J. Kaplan, P. Dhariwal, A. Neelakantan, P. Shyam, G. Sastry, A. Askell *et al.*, "Language models are few-shot learners," in *NeurIPS*, 2020.
- [14] R. Zellers, A. Holtzman, H. Rashkin, Y. Bisk, A. Farhadi, F. Roesner, and Y. Choi, "Defending against neural fake news," in *NeurIPS*, 2020.
- [15] T. Orekondy, B. Schiele, and M. Fritz, "Knockoff nets: Stealing functionality of black-box models," in *CVPR*, 2019.
- [16] V. Chandrasekaran, K. Chaudhuri, I. Giacomelli, S. Jha, and S. Yan, "Exploring connections between active learning and model extraction," in *USENIX Security Symposium*, 2020.
- [17] F. Tramèr, F. Zhang, A. Juels, M. K. Reiter, and T. Ristenpart, "Stealing machine learning models via prediction apis," in *USENIX Security Symposium*, 2016.
- [18] J. R. Correia-Silva, R. F. Berriel, C. Badue, A. F. de Souza, and T. Oliveira-Santos, "Copycat cnn: Stealing knowledge by persuading confession with random non-labeled data," in *IJCNN*, 2018.
- [19] M. Jagielski, N. Carlini, D. Berthelot, A. Kurakin, and N. Papernot, "High accuracy and high fidelity extraction of neural networks," in *USENIX Security Symposium*, 2020.
- [20] N. Carlini, M. Jagielski, and I. Mironov, "Cryptanalytic extraction of neural network models," in *CRYPTO*, 2020.
- [21] J.-B. Truong, P. Maini, R. J. Walls, and N. Papernot, "Data-free model extraction," in *CVPR*, 2021.
- [22] S. Kariyappa, A. Prakash, and M. K. Qureshi, "Maze: Data-free model stealing attack using zeroth-order gradient estimation," in *CVPR*, 2021.
- [23] Y. Zhu, Y. Cheng, H. Zhou, and Y. Lu, "Hermes attack: Steal DNN models with lossless inference accuracy," in *USENIX Security Symposium*, 2021.
- [24] T. Orekondy, B. Schiele, and M. Fritz, "Prediction poisoning: Towards defenses against dnn model stealing attacks," in *ICLR*, 2020.
- [25] K. He, X. Zhang, S. Ren, and J. Sun, "Deep residual learning for image recognition," in *CVPR*, 2016.
- [26] A. Coates, A. Ng, and H. Lee, "An analysis of single-layer networks in unsupervised feature learning," in *AISTATS*, 2011.
- [27] L. Bossard, M. Guillaumin, and L. Van Gool, "Food-101 – mining discriminative components with random forests," in *ECCV*, 2014.
- [28] A. Krizhevsky, G. Hinton *et al.*, "Learning multiple layers of features from tiny images," *Tech Report*, 2009.
- [29] "SimCLR," <https://github.com/google-research/simclr>.
- [30] J. Deng, W. Dong, R. Socher, L.-J. Li, K. Li, and L. Fei-Fei, "Imagenet: A large-scale hierarchical image database," in *CVPR*, 2009.
- [31] Y. LeCun, C. Cortes, and C. Burges, "Mnist handwritten digit database," *ATT Labs [Online]*. Available: <http://yann.lecun.com/exdb/mnist>, vol. 2, 2010.
- [32] H. Xiao, K. Rasul, and R. Vollgraf, "Fashion-mnist: a novel image dataset for benchmarking machine learning," *arXiv preprint arXiv:1708.07747*, 2017.
- [33] Y. Netzer, T. Wang, A. Coates, A. Bissacco, B. Wu, and A. Y. Ng, "Reading digits in natural images with unsupervised feature learning," in *NIPS Workshop on Deep Learning and Unsupervised Feature Learning*, 2011.
- [34] J. Stallkamp, M. Schlipsing, J. Salmen, and C. Igel, "Man vs. computer: Benchmarking machine learning algorithms for traffic sign recognition," *Neural networks*, vol. 32, pp. 323–332, 2012.
- [35] "Clarifai Price Sheet," <https://www.clarifai.com/pricing>.
- [36] R. Shokri, M. Stronati, C. Song, and V. Shmatikov, "Membership inference attacks against machine learning models," in *IEEE S&P*, 2017.
- [37] J. Jia, A. Salem, M. Backes, Y. Zhang, and N. Z. Gong, "Memguard: Defending against black-box membership inference attacks via adversarial examples," in *CCS*, 2019.
- [38] M. Fredrikson, S. Jha, and T. Ristenpart, "Model inversion attacks that exploit confidence information and basic countermeasures," in *CCS*, 2015.
- [39] B. Wang and N. Z. Gong, "Stealing hyperparameters in machine learning," in *IEEE S&P*, 2018.
- [40] K. Krishna, G. S. Tomar, A. P. Parikh, N. Papernot, and M. Iyyer, "Thieves on sesame street! model extraction of bert-based apis," in *ICLR*, 2019.
- [41] S. Zanella-Beguelin, S. Tople, A. Pavard, and B. Köpf, "Grey-box extraction of natural language models," in *ICML*, 2021.
- [42] J. Devlin, M.-W. Chang, K. Lee, and K. Toutanova, "Bert: Pre-training of deep bidirectional transformers for language understanding," in *NAACL-HLT*, 2019.
- [43] S. J. Oh, M. Augustin, M. Fritz, and B. Schiele, "Towards reverse-engineering black-box neural networks," in *ICLR*, 2018.
- [44] M. Yan, C. W. Fletcher, and J. Torrellas, "Cache telepathy: Leveraging shared resource attacks to learn DNN architectures," in *USENIX Security Symposium*, 2020.
- [45] X. He, J. Jia, M. Backes, N. Z. Gong, and Y. Zhang, "Stealing links from graph neural networks," in *USENIX Security Symposium*, 2021.
- [46] M. Juuti, S. Szyller, S. Marchal, and N. Asokan, "Prada: protecting against dnn model stealing attacks," in *EuroS&P*, 2019.
- [47] Z. Zhang, Y. Chen, and D. Wagner, "Seat: Similarity encoder by adversarial training for detecting model extraction attack queries," in *AISeC*, 2021.
- [48] S. Kariyappa and M. K. Qureshi, "Defending against model stealing attacks with adaptive misinformation," in *CVPR*, 2020.
- [49] Y. Adi, C. Baum, M. Cisse, B. Pinkas, and J. Keshet, "Turning your weakness into a strength: Watermarking deep neural networks by backdooring," in *USENIX Security Symposium*, 2018.
- [50] J. Zhang, Z. Gu, J. Jang, H. Wu, M. P. Stoecklin, H. Huang, and I. Molloy, "Protecting intellectual property of deep neural networks with watermarking," in *AsiaCCS*, 2018.
- [51] H. Jia, C. A. Choquette-Choo, V. Chandrasekaran, and N. Papernot, "Entangled watermarks as a defense against model extraction," in *USENIX Security Symposium*, 2021.
- [52] N. Lukas, E. Jiang, X. Li, and F. Kerschbaum, "Sok: How robust is image classification deep neural network watermarking?" *arXiv preprint arXiv:2108.04974*, 2021.
- [53] X. Cao, J. Jia, and N. Z. Gong, "Ipguard: Protecting intellectual property of deep neural networks via fingerprinting the classification boundary," in *AsiaCCS*, 2021.
- [54] N. Lukas, Y. Zhang, and F. Kerschbaum, "Deep neural network fingerprinting by conferrable adversarial examples," in *ICLR*, 2021.
- [55] J. Jia, Y. Liu, and N. Z. Gong, "Badencoder: Backdoor attacks to pre-trained encoders in self-supervised learning," *arXiv preprint arXiv:2108.00352*, 2021.
- [56] N. Carlini and A. Terzis, "Poisoning and backdooring contrastive learning," *arXiv preprint arXiv:2106.09667*, 2021.
- [57] N. Carlini, F. Tramer, E. Wallace, M. Jagielski, A. Herbert-Voss, K. Lee, A. Roberts, T. Brown, D. Song, U. Erlingsson *et al.*, "Extracting training data from large language models," in *USENIX Security Symposium*, 2021.
- [58] H. Liu, J. Jia, W. Qu, and N. Z. Gong, "EncoderMI: Membership inference against pre-trained encoders in contrastive learning," in *CCS*, 2021.
- [59] X. He and Y. Zhang, "Quantifying and mitigating privacy risks of contrastive learning," in *CCS*, 2021.

- [60] R. Bommasani, D. A. Hudson, E. Adeli, R. Altman, S. Arora, S. von Arx, M. S. Bernstein, J. Bohg, A. Bosselut, E. Brunskill *et al.*, “On the opportunities and risks of foundation models,” *arXiv preprint arXiv:2108.07258*, 2021.
- [61] J. Jia, H. Liu, and N. Z. Gong, “10 security and privacy problems in self-supervised learning,” *arXiv preprint arXiv:2110.15444*, 2021.