

# Adherence Forecasting for Guided Internet-Delivered Cognitive Behavioral Therapy: A Minimally Data-Sensitive Approach

Ulysse Côté-Allard<sup>†,1</sup>, Minh H. Pham<sup>†,1</sup>, Alexandra K. Schultz<sup>2</sup>, Tine Nordgreen<sup>3</sup>, Jim Torresen<sup>1</sup>

**Abstract**—Internet-delivered psychological treatments (IDPT) are seen as an effective and scalable pathway to improving the accessibility of mental healthcare. Within this context, treatment adherence is an especially relevant challenge to address due to the reduced interaction between healthcare professionals and patients, compared to more traditional interventions. In parallel, there are increasing regulations when using peoples' personal data, especially in the digital sphere. In such regulations, data minimization is often a core tenant such as within the General Data Protection Regulation (GDPR). Consequently, this work proposes a deep-learning approach to perform automatic adherence forecasting, while only relying on minimally sensitive login/logout data. This approach was tested on a dataset containing 342 patients undergoing guided internet-delivered cognitive behavioral therapy (G-ICBT) treatment. The proposed Self-Attention Network achieved over 70% average balanced accuracy, when only 1/3 of the treatment duration had elapsed. As such, this study demonstrates that automatic adherence forecasting for G-ICBT, is achievable using only minimally sensitive data, thus facilitating the implementation of such tools within real-world IDPT platforms.

**Index Terms**—Interaction Data, Machine Learning, Mental Healthcare, e-Health, Adherence Forecasting, Sensitive Data

## I. INTRODUCTION

Mental illness is associated with major individual, societal and economical challenges, which currently accounts for 20% of the burden of disease worldwide [1]. Fortunately, effective evidence-based somatic and psychotherapeutic treatments have been developed for a wide variety of mental disorders [2–5]. Amongst these treatments, Cognitive Behavioral Therapy (CBT) is currently considered the gold standard of the psychotherapy field [6]. However, despite clear evidence of the effectiveness of CBT [3, 7], an important gap still exists between the needs of patients and the presence of affordable and timely services [8, 9]. This gap - which mainly stems from social stigma, lack of healthcare workers and under-prioritization of mental health services [8] - combined with the high economical cost associated with mental health [1, 10, 11]

has created a strong demand for more affordable and accessible treatments [9].

Internet-delivered psychological treatments (IDPT) [12] offer an attractive and scalable pathway to improve the accessibility of mental healthcare. In particular, Guided Internet-delivered Cognitive Behavioral Therapy (G-ICBT) has been shown to be effective for a wide range of mental illnesses and in some cases provides comparable outcomes to in-person CBT [13, 14]. Consequently, several platforms have been developed worldwide to provide patients access to G-ICBT. eMeistring [15, 16] is one such platform that offers G-ICBTs for social anxiety disorder, panic disorder and depression. It is currently available in parts of Norway, with plans to be deployed nationwide within the next two years.

Despite the effectiveness and availability of G-ICBT, patient adherence to this form of treatment remains an important challenge [17]. This challenge is compounded by the fact that, by design, direct interactions between the clinician and the patient are normally sparse or nonexistent when using G-ICBT. Thus, it makes the assessment of patient *adherence* inherently difficult in the context of G-ICBT. As such, effectively identifying which patients would require adjustments/alterations to their treatment becomes problematic. This is especially concerning when considering that one of the practical advantages of G-ICBT is the increased number of patients that can be assigned to the healthcare specialist. Consequently, being able to automatically identify likely non-adherent patients early in the intervention would allow the therapist to perform meaningful, targeted intervention more effectively.

Simultaneously, an increase in regulations surrounding the acquisition and use of personal data is happening globally. The General Data Protection Regulation (GDPR) [18], which came into effect on May 25th 2018, is a prime example of such regulations. Similar regulations are being adopted worldwide such as the California Consumer Privacy Act (CCPA) in the United States, the General Data Protection Law (LGPD) in Brazil and the Personal Information Protection and Electronic Documents Act (PIPEDA) in Canada. Many of such regulations follow the blueprint of the GDPR, and due to this and the wide territorial scope of the GDPR, it remains unmatched in terms of global influence [19]. In such laws, there are often certain categories of data that are considered categories that evoke particular concern. These will often be associated with additional and more stringent regulations, due to their sensitive nature such as article 9 of the GDPR and article 11 of the LGPD. Thus, the acquisition and processing of such data can

<sup>†</sup> These authors share first authorship and are listed in alphabetical order

<sup>1</sup> Minh H. Pham, Ulysse Côté-Allard and Jim Torresen are with the department of Informatics at the University of Oslo, Oslo, Norway. Corresponding author: Minh H. Pham (hoangmph@uio.no) and Ulysse Côté-Allard (ulyssseca@uio.no)

<sup>2</sup> Alexandra K. Schultz is with the faculty of law at the University of Oslo, Oslo, Norway.

<sup>3</sup> Tine Nordgreen is with the Department of Clinical Psychology at the University of Bergen, Bergen, Norway and the Division of Psychiatry, Haukeland University Hospital, Bergen, Norway.

be cumbersome and sometimes even impossible. Generally, data generated in the context of a healthcare intervention would fall within such categorization. Furthermore, one of the core tenants of the GDPR and similar regulations is the data minimization principle (see article 5 nr. 1 (c)). This requires the data collector to use the minimum amount and least sensitive data necessary to achieve the purpose of the data collection. As such, being able to use the minimum amount and least sensitive personal data to achieve useful adherence prediction is an auspicious target. Consequently, the main aim of this paper is to demonstrate the feasibility of minimally data-sensitive automatic adherence forecasting, solely relying on a pseudonymized user id and their login/logout timestamps.

Although many groups have investigated patients' adherence in relation to their characteristics and showed its positive association with treatment outcome [20–24], few works have considered the use of machine learning (ML) for adherence forecasting on an individual basis. Wallert et al. [25] trained a random forest based on information available during the first treatment (demographic, clinical, psychometric and linguistics), which achieved an accuracy of 64% for adherence prediction of IDPT. More recently, Forsell et al. [26] showed the feasibility of predicting treatment failure of a 12-week G-ICBT treatment for depression, social anxiety disorder and panic disorder based on screening, pretreatments and weekly symptom self-rating, reaching an average balanced accuracy of 63% after 2 weeks and 71% after 6 weeks. Importantly, this met the accuracy threshold of 65-70% at which clinicians become willing to act on predictions [27]. Both cases however rely heavily on sensitive personal medical and/or biometric data for forecasting. Further, due to the forecasting methods employed in these works, a different model has to be trained at each step of the treatment (i.e. the same model cannot be used to forecast at day 7 and day 8). Thus, this work's main contribution is to demonstrate the feasibility of adherence forecasting for G-ICBT using a minimally data-sensitive approach by leveraging a self-attention deep neural network [28]. Importantly, only a single instance of the proposed model needs to be trained to be able to forecast at any step of the treatment. The proposed method is evaluated on real-life patients using the eMeistring platform, with a collected dataset composed of 342 individuals undergoing G-ICBT treatment for depression, social anxiety disorder or panic disorder. For reproducibility purposes, the full code employed in this research is available at the following link: [github.com/UlysseCoteAllard/AdherenceForecastingG-ICBT](https://github.com/UlysseCoteAllard/AdherenceForecastingG-ICBT) alongside the dataset used.

This paper is organized as follows. The three treatment programs (depression, social anxiety disorder and panic disorder) available on the eMeistring platform alongside the data collected from these programs are described in Section II. Section III then presents the data processing and adherence prediction methods considered in this work. Finally, the results and the associated discussion are covered in Section IV and V respectively.

## II. EMEISTRING AND DATA COLLECTION

Since 2015, the eCoping clinic (eMeistring.no) at Haukeland University Hospital, Bergen, Norway has offered a G-ICBT for social anxiety disorder, panic disorder and depression. All patients admitted for specialized mental health treatment within the health region associated with eCoping are referred by their general practitioner. Subsequently, referred patients admitted for treatment were invited for an in-person assessment interview at the clinic. Patients were informed in the meeting about G-ICBT being one of the treatment options available.

Patients willing to consider G-ICBT as a treatment alternative were invited to a diagnostic assessment using the Mini International Neuropsychiatric Interview (MINI) [29]. Patients interested in starting G-ICBT and who fulfilled the inclusion criteria were offered G-ICBT and invited to participate in this data collection. The inclusion criteria were:

- Panic disorder/Social anxiety disorder/Depression as the main problem according to the MINI
- 18 years old or more
- Not using benzodiazepines on a daily basis
- If using antidepressant, the dosage must have been stable for the previous four weeks
- Able to read and write in Norwegian

The exclusion criteria were:

- Current suicidal ideation
- Current psychosis
- Current substance abuse
- In immediate need for other treatment
- Without Internet access

The data recording protocol was approved by The Western Regional Committee for Medical and Health Research Ethics in Norway (2015/878) and (2012/2211/REK). Written informed consent was obtained from all participants, and no financial compensation was provided. In total, the login/logout information of 342 participants was collected and considered in this work. The distribution of participants for the panic disorder, social anxiety disorder and depression were: 123, 114 and 105 respectively.

All three treatments are module-based and last a maximum of 14 weeks. The panic disorder and social anxiety disorder G-ICBT are both comprised of 9 modules, while the depression G-ICBT is comprised of 8 modules. In all cases, the therapist provided guidance through a secure email system using an average of 10-15 minutes per week per patient. For a detailed description of each treatment, see [30] for Depression, [15] for Panic Disorder and [16] for Social Anxiety Disorder.

A patient was considered adherent to the treatment if they connected to the platform 8 times or more over a period of at least 56 days. Note that connections below 60 seconds were disregarded. Note also that the treatment's outcome is not taken into account when defining adherence.

### A. Practical Data Regulation Within a Healthcare Context

According to the GDPR article 9 and recital 35, personal data relating to health is understood as information collected

in the provision of health care services which may reveal information relating to the current or future mental health status of the data subject. As such, data collected from an internet-based healthcare service provided to patients from their healthcare provider, could be considered such data. Therefore, the GDPR and equivalent regulations would come into effect, when using login/logout timestamps recorded within such a context. Within the GDPR, the use of such data must meet certain requirements which will be more or less burdensome depending on the risk of processing the data represents. This can be seen in the responsibilities of the data controller as described in article 24 of the GDPR, and in the requirements for the security of processing as described in article 32. As such, it is auspicious to minimize the risk the processing of the data poses, to facilitate easier use and collection of such data. This invites questions regarding both what the data itself represents, but also the nature of the data.

For the forecasting described within the context of this work, the identity of the patient is not of relevance. In such cases, the European Union Agency for Cybersecurity (Enisa) has proposed using pseudonymization between the data controller (i.e. the people collecting the data) and the data processor (i.e. a third party processing the data) associated with storing data relating to healthcare. [31]. They have also proposed measures and techniques relating to pseudonymization, to apply when the result of processing the data, should be conveyed to the patient (e.g. when the forecasting algorithm produces information that the patient should be made aware of). As such, pseudonymization may be an advantageous technique, easing the use of sensitive data. This is because when the data is pseudonymized by the controller, it presents a lower risk to the rights and freedoms of individuals, as the processor will not have access to the encryption key and as such the risk of identification is lower. In this particular case, the nature of the data is especially important. When login/logout data is collected within a healthcare context it may be categorized as health-data within the GDPR as it is “personal data related to the physical or mental health of a natural person” (see article 4 (15)). However, the login/logout timestamps collected during the G-ICBT treatment are categorized as health data solely due to the context in which they have been collected. Consequently, this type of data is inherently different from other forms that may naturally be collected during the G-ICBT treatment (e.g. mouse dynamics, keystrokes, clinical information) which would be classified as a special category, according to article 9, irrespective of the context. For instance, biometric data (a category which encompasses both keystrokes and mouse dynamics [32, 33]) is defined in the GDPR as:

*“personal data resulting from specific technical processing relating to the physical, physiological or behavioral characteristics of a natural person, which allow or confirm the unique identification of that natural person[...].”* [18]

As such, it is the nature of the data which poses the risk, as it allows for the identification of a natural person. In contrast, login/logout data does not allow such identification, and when removed from the context in which it was collected, would not otherwise be considered health data. As such, the use of the data in this work could be considered on the peripheral

of what article 9 and similar regulations intend to limit. Therefore, the risk associated with using such data is lower than comparable categories, and when using pseudonymization this risk is reduced even further. In other words, relying solely on login/logout data for adherence forecasting within a healthcare context lowers the burden of implementation.

### III. ADHERENCE FORECASTING

Within this work, adherence forecasting is performed using between 7 to 42 days of user-interaction data (login/logout). The lower-bound cutoff was selected to provide a full week-cycle of login/logout information to the algorithm. An upper-bound cutoff of 42-day was selected as some symptom trajectories were shown to experience more changes around week 5-6 [34, 35].

To avoid indirect overfitting of the dataset through architecture building and hyperparameter selection, the participants are divided into two non-overlapping subsets. The first subset referred to as the *Exploration Dataset*, contains the data from 100 randomly selected participants. The exploration dataset is employed for feature exploration, architecture building and hyperparameter optimization. The second subset referred to as the *Main Dataset*, contains the remaining 242 participants. Cross-validation with a fold size of 10 using the main dataset is employed to evaluate the selected model from the Exploration Dataset. Note that when training a model to be evaluated, the Exploration Dataset is concatenated to the training fold but is not used as part of the testing folds. For reproducibility purposes, the participants’ indexes associated with the exploration dataset, which were randomly selected, are made available on this work’s GitHub.

#### A. Data Pre-Processing

Considering the first login data entry as the start of the first session of the G-ICBT, the following features were computed each day from the login/logout data:

- Whether or not the participant logged in during this particular day (0 or 1).
- The total time the participant was logged during this particular day.

Then, feature-wise scaling is performed such that the values are centred around the mean with a unit standard deviation:

$$\mathbf{X}' = \frac{\mathbf{X} - \mu}{\sigma} \quad (1)$$

Where  $\mu$  and  $\sigma$  represent the mean and standard deviation of the current training set fold.

Then, for each participant, these feature vectors are aggregated sequentially to form a first  $2 \times 7$  matrix that represents the first 7 days of a given user’s interaction data. A copy of this initial matrix is then created and concatenated with the feature vector of day 8 to form a new matrix. This process is then repeated for day 9, 10 and so on. Thus, a total of 35 matrices (examples) with a number of columns ranging from 7 to 42 are created for each patient contained within the dataset. This sequential data representation has two objectives: 1) Reducing the potential loss of information from

aggregating the login/logout data to form a single feature vector. 2) Enabling the same trained model to forecast the adherence of a user to the G-ICBT treatment at any point during the considered time span (7 to 42 days).

### B. Self-Attention Network

A compact Self-Attention-based network inspired by [28] was designed to leverage the sequential information that naturally arises within the data generated from this work's context. The network's architecture is presented in Figure 1. AdamW [36] is employed for the network's optimization with a batch size of 64. The variable sequences' lengths are padded when creating each batch and a mask of the padding is used when feeding the batches to the network. The learning rate ( $\text{lr}=0.001306$ ) was selected from the Exploration Dataset by random search [37] using a uniform random distribution on a logarithmic scale between  $10^{-5}$  and  $10^0$  with 100 candidates. During the random search, the following hyperparameters were also considered:

- Input embedding size [1, 2, 4, 8, 16, 32, 64, 128]. Value selected: 4
- Number of heads: [1, 2, 4, 8]. Value selected: 4
- Number of neurons in the feed forward network's hidden layer: [1, 2, 4, 8, 16, 32, 64, 128]. Value selected: 32
- Dropout: [0., 0.1, 0.2, 0.3, 0.4, 0.5]. Value selected: 0.1
- Number of Encoder Layer: [1, 2, 3]. Value selected: 3

10% of the training data is held out as a validation set to perform early stopping (20 epochs threshold). Additionally, learning rate annealing with a factor of five and a patience of ten was also employed. Finally, to alleviate the effect of using an imbalanced dataset ( $\sim 30\%$  of participants were non-adherent to the treatment), a per-class weighted cross-entropy loss is employed as the criterion to optimize during training where the per-class weight is obtained as follows:

$$\frac{1}{\text{\# of examples from the given class}} \quad (2)$$

In other words, the network will be punished further when making mistakes on the underrepresented class (dropout) than on the overrepresented class (adherent) proportionally to each class' size.

In this work, the previously described trained network will be referred to as the *Self-Attention Network*. The Self-Attention Network's implementation written with PyTorch [38] and training procedure are made readily available here: [github.com/UlysseCoteAllard/AdherenceForecastingG-ICBT1](https://github.com/UlysseCoteAllard/AdherenceForecastingG-ICBT1).

### C. Threshold for Success

Following the practice established in [26], this work considers three empirical thresholds to contextualize the classifier's performance. Importantly, when considering these thresholds one should look not only at if they are exceeded, but also how early in the treatment the model's forecast can surpass them. Note that all thresholds are defined using the *balanced accuracy* which is defined as follows:

$$\text{Balanced Accuracy} = \frac{1}{2} \left( \frac{TP}{TP + FN} + \frac{TN}{TN + FP} \right) \quad (3)$$

where TP, TN, FP and FN stands for true positive, true negative, false positive and false negative respectively. Balanced accuracy is employed over the simple accuracy in this work to avoid inflating the performance estimates due to the class-imbalance present in the dataset.

1) *Threshold 1: Better than random:* The first threshold assesses whether or not the model's forecasting of user-adherence can perform better than chance. This will be evaluated by considering if the lower bound of 95% confidence interval for the balanced accuracy is above 50%.

2) *Threshold 2: Minimal threshold where clinicians will take action:* Eisenberg and Hershey [27] reported that clinicians were willing to take action based on predictions once their accuracies reached 65-70%. As the main purpose of an adherence forecasting system for G-ICBT is to empower the clinician to perform more precise targeted interventions, whether they would be willing to act on the system's prediction is critical. Thus, the second threshold is considered to be reached when the lower bound of the 95% confidence interval for the balanced accuracy surpasses 65%.

3) *Threshold 3: Threshold where clinicians will take action:* The third threshold is considered to be reached when the lower bound of the 95% confidence interval for the balanced accuracy surpass 70%.

Note that while threshold 2&3 are defined based on preliminary work [27] that is nowadays relatively outdated, said work is to the best of our and previous work's knowledge [26] the only empirical data currently available.

## IV. EXPERIMENTS AND RESULTS

### A. Results of Adherence Forecasting

Figure 2 shows the average balanced accuracy over time computed over 20 independent runs. The first threshold is exceeded on day 7 (corresponding to the smallest sequence length considered by the model). The second and third thresholds are surpassed on day 11 and 20 respectively.

To provide a more holistic view of the Self-Attention Network's performance, Figure 3 presents the confusion matrices for day 7, 11, 20 (the threshold-surpassing day) and 42 (the upper bound sequence length). The values reported in these confusion matrices correspond to the average number of true positive, true negative, false positive and false negative as predicted by the Self-Attention Network over 20 independent runs.

### B. Ablation Studies

1) *Weighting of the loss function:* A first ablation study is conducted to evaluate the importance of the per-class weighting. Figure 4 presents the average balanced accuracy over 20 runs using the Self-Attention Network trained with and without per-class weighting.

2) *Training with fixed sequence length vs all sequence lengths simultaneously:* To better understand the effect of training the network with multiple sequence lengths simultaneously, a second ablation study is performed. The performance of the Self-Attention Network when training over multiple sequence lengths is compared with training the network using

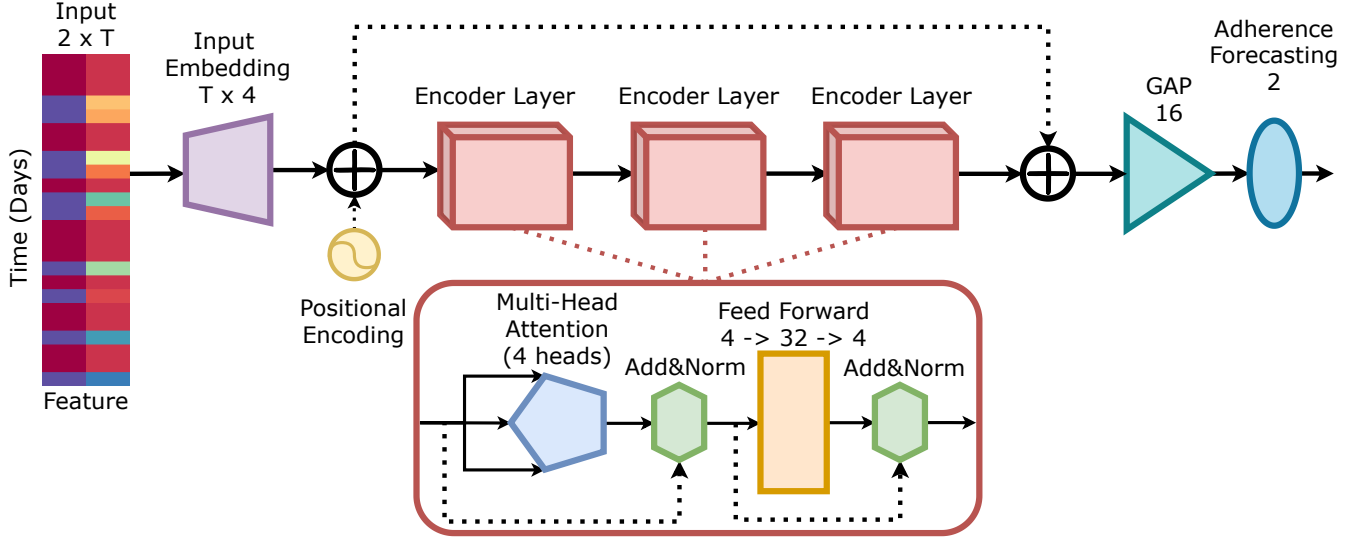


Fig. 1. The Self Attention Network’s architecture employed for adherence forecasting contains 1186 learnable parameters. GAP refers to the Global Average Pooling operation. The plus sign refers to element-wise summation. A dropout of 0.1 is also applied in the Multi-Head Attention (MHA) module, immediately after the MHA and in the Feed Forward module. Note that the input fed to the network is of shape  $T \times 2$  (shown transposed in the figure), where  $T$  represents the length (in days) of the example, which is variable (between 7 and 42 days in this work).

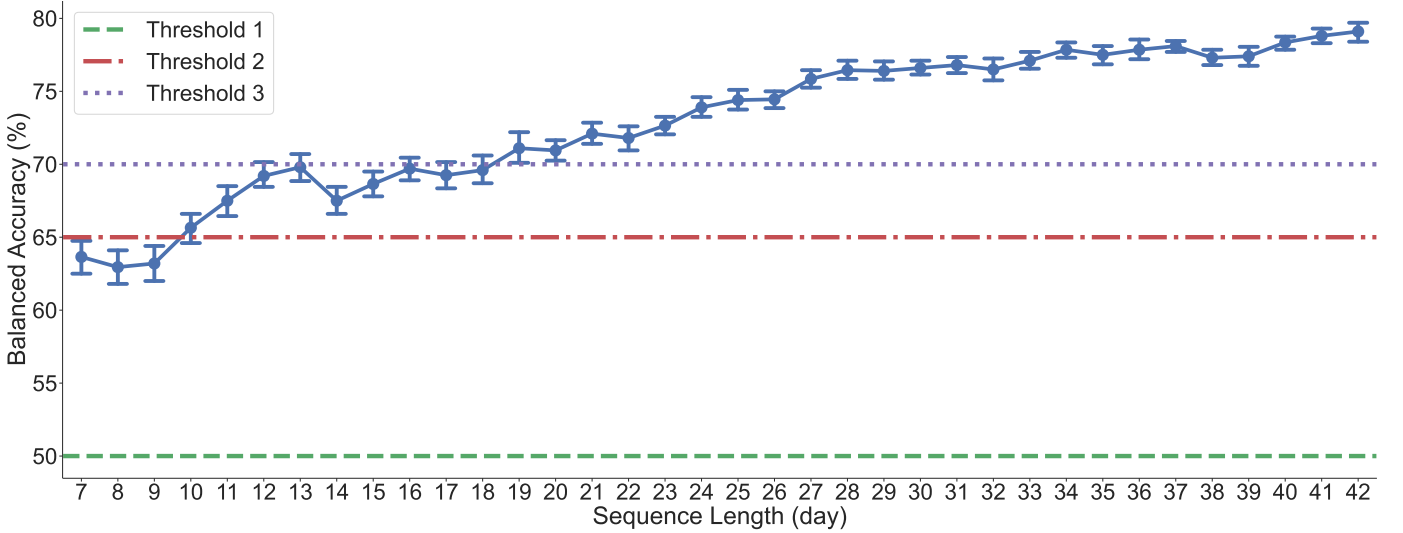


Fig. 2. Point plot of the average balanced accuracy over 20 runs with respect to the number of days considered when forecasting the user’s adherence. The error bars represent the 95% confidence interval of the balanced accuracy. The first threshold (green dashed line) is exceeded on day 7 (smallest sequence length considered), the second (red dash-dotted line) on day 11 and the third (purple dotted line) on day 20.

only information from a single, fixed sequence length. This comparison, computed over 20 independent runs using the average balanced accuracy is presented in Figure 5. Note that for comparison fairness, hyperparameter optimization using the random search described in Section III-B is performed for each fixed sequence length considered.

Mann-Whitney-U [39], a non-parametric statistical test for unpaired data, is applied to compare between using all sequence lengths simultaneously or using a fixed sequence length (7, 11, 20 or 42 days). The null hypothesis being tested is that the two sample groups comes from the same population. For all sequence lengths, the null hypothesis cannot be rejected ( $p > 0.05$ ). Thus, there is no statistical significant difference between the two methods.

## V. DISCUSSION

Achieving robust adherence forecasting within the context of G-ICBT would enable better management of the limited resources available within mental healthcare. In practice, such capabilities would help clinicians identify which patients are more likely to dropout, fostering more targeted intervention to increase retention rate or allowing earlier redirection of individuals towards more suitable treatment. A substantial hindrance for such a goal to be achieved however, is the validation and deployment of adherence forecasting models, as they generally require highly sensitive data from individual patients for accurate forecasting to occur [25]. This highly sensitive data problem might be one of the main reason why adherence prediction for G-ICBT using ML is

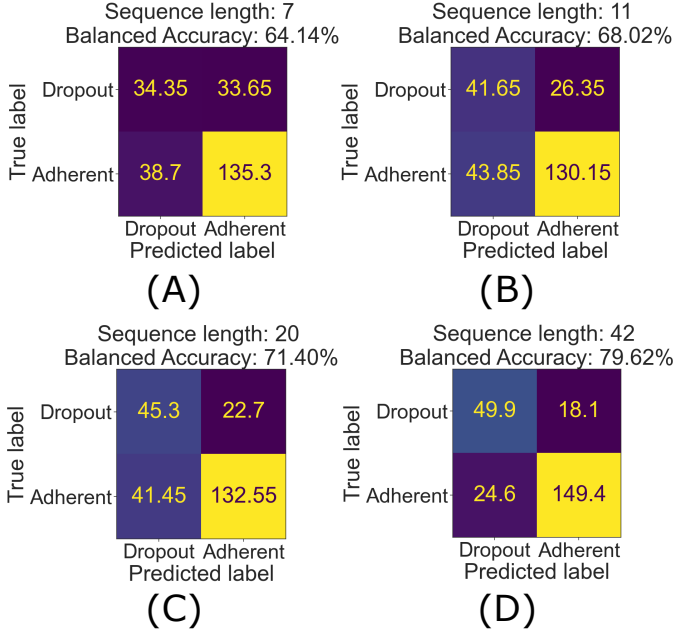


Fig. 3. Confusion matrices representing the average number of participants being classified into each class by the Self-Attention Network over 20 independent runs. (A), (B) and (C) showcase the confusion matrices for the first time the network manage to surpass one of the defined thresholds for success (on day 7, 11 and 20 for threshold 1, 2 and 3 respectively). (D) shows the confusion matrix for the sequence length of 42 days (the upper bound).

still understudied. As such, this paper proposes performing adherence forecasting on an individual basis using ML by solely leveraging non-sensitive information. However, with a decrease in data-sensitivity comes a decrease in the quantity and quality of information that may be derived from patients during their G-ICBT treatment.

The signal that can be derived from login/logout data is inherently noisy as one cannot distinguish between the user's meaningful interaction with the program from an idle connection to the service. Thus, the major finding in this study is that treatment adherence to G-ICBT can be predicted with a balanced accuracy above 70% after 20 days (when only 36% of the treatment is completed) despite relying solely on login/logout data. This well exceeds the performance of a random classifier and is in line with clinicians' subjective preference of "good enough" predictive ability [27]. When comparing the results obtained with the proposed Self-Attention Network to those reported in [26], the overall balanced accuracy was sensibly the same at the 50% of the total treatment length mark (hovering >75% balanced accuracy in both). These results were achieved despite this work only using minimally sensitive-information compared to pretreatment and weekly symptoms score (health data) in the previously cited work. Additionally, the proposed method surpassed threshold 2 earlier (at the 20% mark vs the 43% mark in [26]). Note that this comparison is provided to help contextualize this paper's results as both works consider datasets' size of the same order of magnitude (342 patients in this work case vs 963 patients) with the same three patients diagnosis (depression, panic disorder and social anxiety disorder) within a G-ICBT context.

However, this comparison should be carefully considered as the work in [26] was interested in predicting treatment failure for G-ICBT and not treatment adherence. Further, in the previously mentioned paper the treatment length case was 14 weeks, whereas, in this work, adherence was considered for a treatment period of 8 weeks.

Figure 4 shows that using per-class weighting systematically improves the forecasting performance at the beginning of the treatment and overall consistently performs equal or better as not using per-class weighting. Thus, considering that this type of weighting comes at no extra cost during both the training and inference phase, its use should be considered a net benefit to the model. Interestingly, from Figure 5 and from the Mann-Whitney-U test, it can be seen that having a single model able to predict multiple sequence lengths does not hinder performance compared to having a different model for each specific sequence length. A possible explanation is that the relatively small dataset used could have advantaged the multi-sequences approach, as considering sequence lengths of various sizes from the same patient acted as a form of data augmentation. Nevertheless, given this work's context, small datasets (when compared to other areas in ML) is a reality that has to be contended with, at least in the near future. Further, for real-life implementation, it is desirable that a single model is able to contend with any sequence length as otherwise, one would have to deploy one model per time-step considered onto the G-ICBT platform, thus rapidly increasing maintenance costs. Such considerations also naturally hold for ML algorithms unable to contend with temporal data without relying on feature extraction to characterize the signal as a pre-processing step (e.g. support vector machine [40], random forest [41], linear discriminant analysis [42]).

This work has shown that login/logout data provides information that can be leveraged to perform adherence forecasting for patients undergoing a G-ICBT treatment. Therefore, login/logout data intrinsically contains information that can be used to predict the behavior of an identifiable natural person (as defined within the GDPR). In other words, from a regulatory perspective such data would be subject to the requirements within the GDPR and similar regulations. Following the core principle of data minimization and in light of this work, it seems that using additional and more sensitive data would require increased justification when the purpose is to perform such forecasting. Automatic adherence forecasting for G-ICBT should be viewed as a tool that can supplement available mechanisms used to follow patients during their treatment. Relying solely on the prediction of these models to identify potentially non-adherent users poses the risk of masking certain categories of patients which, for example, might not have been sufficiently represented in the training dataset. Further, an important challenge that remains to be addressed for the applicability of automatic adherence forecasting in a real-world context is the feedback-loop effect that will result from the clinician considering the model's inference when deciding which patient requires a more targeted intervention. In other words, it should be expected that the model predicting: "Patient A: Non-Adherent", might result in the patient factually finishing the program (through the clinicians acting on this



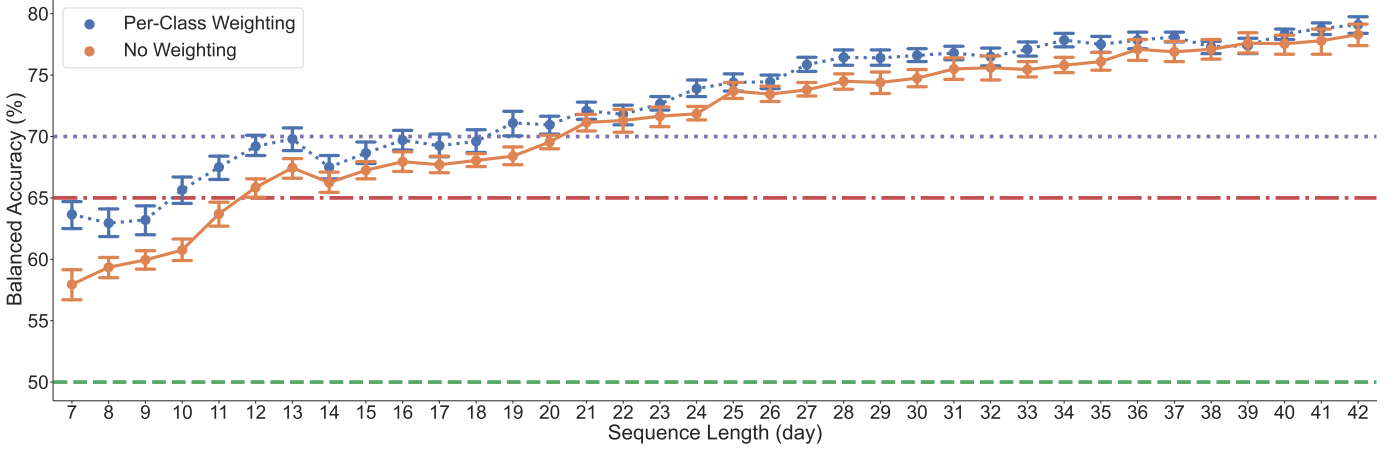


Fig. 4. Point plot comparison of the average balanced accuracy between training the Self Attention Network with and without per-class weighting over 20 runs. The blue dotted line corresponds to the network trained with per-class weighting, while the full orange line corresponds to the network trained without. The error bars correspond to the 95% confidence interval of the balanced accuracy. The three thresholds for success considered in this work are shown as horizontal lines to help contextualize the performance of both training approaches.

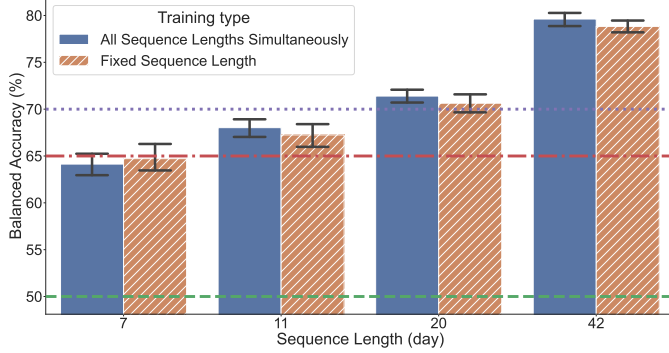


Fig. 5. Comparisons of the average balanced accuracy over 20 runs when training the Self-Attention Network over multiple sequence lengths simultaneously versus training the model using only data from a single sequence length. The Self Attention Network trained over multiple days is represented by the blue bar plots. The networks trained over a single day are represented by the hashed orange bar plots. The error bars represent the 95% confidence interval of the balanced accuracy. In the case of single day training, random search for hyperparameters selection is performed independently for each sequence length. The horizontal lines represent the three thresholds for success considered.

prediction), even if the counterfactual (i.e. if the model was not used) would have resulted in the patient dropping out. This challenge will be especially critical when considering how to update the adherence forecasting model over time as data collected while the system is active will necessarily be biased with this model-clinician-patient interaction.

This work’s main limitation is also its main motivation. Being able to share and utilize data which originates from ongoing patient treatment, especially within a mental health context, to benchmark new ML models is understandably highly restricted and regulated. As such, for the dataset used in this work to be made available as a future benchmark, substantial information removal and pseudonymization had to be performed. Thus all information regarding demographic, clinical (including followed treatment) and interaction data (excluding login/logout) from the patients had to be stripped away from the dataset used in this work.

As a direct consequence of the strict information removal, another limitation of this work is that the proposed algorithm could not be compared against a model having access to more meaningful information (e.g. demographic, psychometric, linguistic) from the patients to contextualize the impact of using the proposed minimally-invasive approach.

A third limitation is the absence of a gold standard to benchmark the proposed approach against. This limitation was an additional motivation for making public the dataset used in this work so that new methods can be more easily compared against each other.

## VI. CONCLUSION

This paper presents a minimally data-sensitive approach based on a self-attention network to perform adherence forecasting of patients ongoing G-ICBT. Overall, the proposed approach was shown to reach an average balanced accuracy above 65% with a confidence of 95% on day 11 (~20% of the treatment’s total length) and above 70% with a confidence of 95% after only 20 days (~36% of the treatments total length). Thus, the results show that login/logout information is sufficient to achieve robust adherence forecasting. Within a clinical setting, such an adherence forecasting tool could be used by the clinician to perform more targeted intervention with patients that are more at risk of dropping-out. Further, because of the minimally data-sensitive approach, the additional regulations due to the context of the data, are minimized. Lastly, a core tenant of the GDPR and similar regulations is the data minimization principle. This principle refers to that only data that is strictly necessary to achieve the purpose of the data collection, shall be collected and processed. By illustrating that low-risk, minimally sensitive data such as pseudonymized login/logout data can achieve practical and useful results, a new benchmark for the data required for adherence forecasting may have been set.

Future works will focus on deploying the proposed solution within a G-ICBT platform to evaluate its usefulness within the real-world application. [31].

## VII. ACKNOWLEDGEMENT

This work was partially supported by the Research Council of Norway as a part of the INTROMAT project (grant agreement 259293).

## REFERENCES

- [1] D. Vigo, G. Thornicroft, and R. Atun, "Estimating the true global burden of mental illness," *The Lancet Psychiatry*, vol. 3, no. 2, pp. 171–178, 2016.
- [2] P. Cuijpers, M. Sijbrandij, S. L. Koole, G. Andersson, A. T. Beekman, and C. F. Reynolds III, "The efficacy of psychotherapy and pharmacotherapy in treating depressive and anxiety disorders: A meta-analysis of direct comparisons," *World Psychiatry*, vol. 12, no. 2, pp. 137–148, 2013.
- [3] J. K. Carpenter, L. A. Andrews, S. M. Witcraft, M. B. Powers, J. A. Smits, and S. G. Hofmann, "Cognitive behavioral therapy for anxiety and related disorders: A meta-analysis of randomized placebo-controlled trials," *Depression and anxiety*, vol. 35, no. 6, pp. 502–514, 2018.
- [4] E. Karyotaki, Y. Smit, K. H. Henningsen, M. Huibers, J. Robays, D. De Beurs, and P. Cuijpers, "Combining pharmacotherapy and psychotherapy or monotherapy for major depression? a meta-analysis on the long-term effects," *Journal of Affective Disorders*, vol. 194, pp. 144–152, 2016.
- [5] E. Karyotaki, Y. Smit, D. P. de Beurs, K. H. Henningsen, J. Robays, M. J. Huibers, E. Weitz, and P. Cuijpers, "The long-term efficacy of acute-phase psychotherapy for depression: A meta-analysis of randomized trials," *Depression and anxiety*, vol. 33, no. 5, pp. 370–383, 2016.
- [6] D. David, I. Cristea, and S. G. Hofmann, "Why cognitive behavioral therapy is the current gold standard of psychotherapy," *Frontiers in psychiatry*, vol. 9, p. 4, 2018.
- [7] S. G. Hofmann, A. Asnaani, I. J. Vonk, A. T. Sawyer, and A. Fang, "The efficacy of cognitive behavioral therapy: A review of meta-analyses," *Cognitive therapy and research*, vol. 36, no. 5, pp. 427–440, 2012.
- [8] T. Nordgreen, F. Rabbi, J. Torresen, Y. S. Skar, F. Guribye, Y. Inal, E. Flobakk, J. D. Wake, S. K. Mukhiya, A. Aminifar *et al.*, "Challenges and possible solutions in cross-disciplinary and cross-sectorial research teams within the domain of e-mental health," *Journal of Enabling Technologies*, 2021.
- [9] T. J. Rebello, A. Marques, O. Gureje, and K. M. Pike, "Innovative strategies for closing the mental health treatment gap globally," *Current opinion in psychiatry*, vol. 27, no. 4, pp. 308–314, 2014.
- [10] J. Olesen, A. Gustavsson, M. Svensson, H.-U. Wittchen, B. Jönsson, C. S. Group, and E. B. Council, "The economic cost of brain disorders in europe," *European journal of neurology*, vol. 19, no. 1, pp. 155–162, 2012.
- [11] H. A. Whiteford, L. Degenhardt, J. Rehm, A. J. Baxter, A. J. Ferrari, H. E. Erskine, F. J. Charlson, R. E. Norman, A. D. Flaxman, N. Johns *et al.*, "Global burden of disease attributable to mental and substance use disorders: findings from the global burden of disease study 2010," *The lancet*, vol. 382, no. 9904, pp. 1575–1586, 2013.
- [12] G. Andersson, "Internet-delivered psychological treatments," *Annual review of clinical psychology*, vol. 12, pp. 157–179, 2016.
- [13] J. V. Olthuis, M. C. Watt, K. Bailey, J. A. Hayden, and S. H. Stewart, "Therapist-supported internet cognitive behavioural therapy for anxiety disorders in adults," *Cochrane Database of Systematic Reviews*, no. 3, 2016.
- [14] G. Andersson, N. Titov, B. F. Dear, A. Rozental, and P. Carlbring, "Internet-delivered psychological treatments: from innovation to implementation," *World Psychiatry*, vol. 18, no. 1, pp. 20–28, 2019.
- [15] T. Nordgreen, R. Gjestad, G. Andersson, P. Carlbring, and O. E. Havik, "The implementation of guided internet-based cognitive behaviour therapy for panic disorder in a routine-care setting: effectiveness and implementation efforts," *Cognitive behaviour therapy*, vol. 47, no. 1, pp. 62–75, 2018.
- [16] —, "The effectiveness of guided internet-based cognitive behavioral therapy for social anxiety disorder in a routine care setting," *Internet interventions*, vol. 13, pp. 24–29, 2018.
- [17] O. Johansson, T. Michel, G. Andersson, and B. Paxling, "Experiences of non-adherence to internet-delivered cognitive behavior therapy: a qualitative study," *Internet Interventions*, vol. 2, no. 2, pp. 137–142, 2015.
- [18] "Regulation eu 2016/679 of the european parliament and of the council of 27 april 2016," General Data Protection Regulation, 2016.
- [19] C. Ryngaert and M. Taylor, "The gdpr as global data protection regulation?" *American Journal of International Law*, vol. 114, pp. 5–9, 2020.
- [20] K. Fuhr, J. Schröder, T. Berger, S. Moritz, B. Meyer, W. Lutz, F. Hohagen, M. Hautzinger, and J. P. Klein, "The association between adherence and outcome in an internet intervention for depression," *Journal of affective disorders*, vol. 229, pp. 443–449, 2018.
- [21] E. Karyotaki, H. Riper, J. Twisk, A. Hoogendoorn, A. Kleiboer, A. Mira, A. Mackinnon, B. Meyer, C. Botella, E. Littlewood *et al.*, "Efficacy of self-guided internet-based cognitive behavioral therapy in the treatment of depressive symptoms: a meta-analysis of individual participant data," *JAMA psychiatry*, vol. 74, no. 4, pp. 351–359, 2017.
- [22] S. El Alaoui, B. Ljotsson, E. Hedman, V. Kaldø, E. Andersson, C. Rück, G. Andersson, and N. Lindefors, "Predictors of symptomatic change and adherence in internet-based cognitive behaviour therapy for social anxiety disorder in routine psychiatric care," *PloS one*, vol. 10, no. 4, p. e0124258, 2015.
- [23] A. Castro, Y. López-del Hoyo, C. Peake, F. Mayoral, C. Botella, J. García-Campayo, R. M. Baños, R. Nogueira-Arjona, M. Roca, and M. Gili, "Adherence predictors in an internet-based intervention program for depression," *Cognitive behaviour therapy*, vol. 47, no. 3,



- pp. 246–261, 2018.
- [24] A.-C. Zarski, M. Berking, D. Reis, D. Lehr, C. Buntrock, R. Schwarzer, and D. D. Ebert, “Turning good intentions into actions by using the health action process approach to predict adherence to internet-based depression prevention: secondary analysis of a randomized controlled trial,” *Journal of medical Internet research*, vol. 20, no. 1, p. e9, 2018.
  - [25] J. Wallert, E. Gustafson, C. Held, G. Madison, F. Norlund, L. von Essen, and E. M. G. Olsson, “Predicting adherence to internet-delivered psychotherapy for symptoms of depression and anxiety after myocardial infarction: machine learning insights from the u-care heart randomized controlled trial,” *Journal of medical Internet research*, vol. 20, no. 10, p. e10754, 2018.
  - [26] E. Forsell, N. Isacsson, K. Blom, S. Jernelöv, F. Ben Abdesslem, N. Lindefors, M. Boman, and V. Kalso, “Predicting treatment failure in regular care internet-delivered cognitive behavior therapy for depression and anxiety using only weekly symptom measures,” *Journal of consulting and clinical psychology*, vol. 88, no. 4, p. 311, 2020.
  - [27] J. M. Eisenberg and J. C. Hershey, “Derived thresholds: determining the diagnostic probabilities at which clinicians initiate testing and treatment,” *Medical Decision Making*, vol. 3, no. 2, pp. 155–168, 1983.
  - [28] A. Vaswani, N. Shazeer, N. Parmar, J. Uszkoreit, L. Jones, A. N. Gomez, Ł. Kaiser, and I. Polosukhin, “Attention is all you need,” in *Advances in neural information processing systems*, 2017, pp. 5998–6008.
  - [29] D. V. Sheehan, Y. Lecrubier, K. H. Sheehan, P. Amorim, J. Janavs, E. Weiller, T. Hergueta, R. Baker, G. C. Dunbar *et al.*, “The mini-international neuropsychiatric interview (mini): the development and validation of a structured diagnostic psychiatric interview for dsm-iv and icd-10,” *Journal of clinical psychiatry*, vol. 59, no. 20, pp. 22–33, 1998.
  - [30] T. Nordgreen, K. Blom, G. Andersson, P. Carlbring, and O. E. Havik, “Effectiveness of guided internet-delivered treatment for major depression in routine mental healthcare—an open study,” *Internet interventions*, vol. 18, p. 100274, 2019.
  - [31] “Data pseudonymisation: Advanced techniques & use cases,” European Union Agency for Cybersecurity (ENISA), p. 31, 2021. [Online]. Available: <https://www.enisa.europa.eu/publications/data-pseudonymisation-advanced-techniques-and-use-cases>
  - [32] “Opinion 3/2012 on developments in biometric technologies,” Article 29 Data Protection Working Party, p. 4, 2012.
  - [33] M. Maciejewsky and C. Katsara, “Biometric recognition and behavioral detection,” *Policy Department for Citizens’ Rights and Constitutional Affairs*, p. 12, 2021.
  - [34] J. R. Vittengl, L. A. Clark, M. E. Thase, and R. B. Jarrett, “Defined symptom-change trajectories during acute-phase cognitive therapy for depression predict better longitudinal outcomes,” *Behaviour research and therapy*, vol. 87, pp. 48–57, 2016.
  - [35] R. Saunders, J. E. Buckman, J. Cape, P. Fearon, J. Leibowitz, and S. Pilling, “Trajectories of depression and anxiety symptom change during psychological therapy,” *Journal of affective disorders*, vol. 249, pp. 327–335, 2019.
  - [36] I. Loshchilov and F. Hutter, “Decoupled weight decay regularization,” *arXiv preprint arXiv:1711.05101*, 2017.
  - [37] J. Bergstra and Y. Bengio, “Random search for hyperparameter optimization,” *Journal of machine learning research*, vol. 13, no. 2, 2012.
  - [38] A. Paszke, S. Gross, S. Chintala, G. Chanan, E. Yang, Z. DeVito, Z. Lin, A. Desmaison, L. Antiga, and A. Lerer, “Automatic differentiation in pytorch,” 2017.
  - [39] H. B. Mann and D. R. Whitney, “On a test of whether one of two random variables is stochastically larger than the other,” *The annals of mathematical statistics*, pp. 50–60, 1947.
  - [40] W. S. Noble, “What is a support vector machine?” *Nature biotechnology*, vol. 24, no. 12, pp. 1565–1567, 2006.
  - [41] G. Biau and E. Scornet, “A random forest guided tour,” *Test*, vol. 25, no. 2, pp. 197–227, 2016.
  - [42] A. Tharwat, “Linear vs. quadratic discriminant analysis classifier: a tutorial,” *International Journal of Applied Pattern Recognition*, vol. 3, no. 2, pp. 145–180, 2016.