

Binary response model with many weak instruments*

Dakyung Seong

School of Economics, University of Sydney

dakyung.seong@sydney.edu.au

February 4, 2022

Abstract

This paper considers an endogenous binary response model with many weak instruments. We in the current paper employ a control function approach and a regularization scheme to obtain better estimation results for the endogenous binary response model in the presence of many weak instruments. Two consistent and asymptotically normally distributed estimators are provided, each of which is called a regularized conditional maximum likelihood estimator (RCMLE) and a regularized nonlinear least square estimator (RNLSE) respectively. Monte Carlo simulations show that the proposed estimators outperform the existing estimators when many weak instruments are present. To illustrate the usefulness of our estimation method, we study the effect of family income on college completion.

JEL codes: C31, C35

Keywords: Regularization, Control function, Function-valued instrumental variables, Probit

*This paper is a part of my PhD thesis at the University of California, Davis. I am very grateful for helpful comments from Shu Shen, James G. MacKinnon, A. Colin Cameron, Takuya Ura, Morten Ø. Nielsen, Won-Ki Seo, and all seminar participants at Queen's University, the University of California, Davis, National Taiwan University, the University of Sydney, the University of Melbourne, the University of Technology Sydney, Monash University, Tilburg University, the Higher School of Economics (ICEF), Vrije Universiteit Amsterdam, Academia Sinica, Korea Development Institute, 2019 All California Econometrics Conference, 2021 Korea's Allied Economic Associations Annual Meeting, and 4th International Conference on Econometrics and Statistics.

1 Introduction

The conventional two-stage least square (TSLS) estimation method has been often employed in empirical studies in economics and other fields of social science, although the dependent variable is binary (see, e.g., Miguel et al., 2004, Norton and Han, 2008, Nunn and Qian, 2014, and Bastian and Micheltore, 2018). This approach is generally not recommended from a theoretical perspective. Nonetheless, it has been popular not only because the linear model is easy to interpret, but also because some essential statistical properties of estimators for *nonlinear* binary response models have only been studied in limited settings. For example, in contrast with the growing body of work on instrumental variable estimators for linear simultaneous equation models in the presence of many instruments, statistical properties of estimators for binary response models in such a scenario have not been discussed yet. Moreover, only a little is known about them when there are weak or nearly weak instruments, see e.g., Magnusson (2010) and Dufour and Wilde (2018).

This being the case, this paper aims to make the endogenous binary response model be better applied in practice; in particular, we focus on a valid estimation and inference method for the endogenous binary response model when the dimension of the instrumental variable (which is sometimes referred to the number of instruments) is very large. In principle, using a large number of instruments is helpful for improving estimation efficiency. However, in spite of this advantage, this is not always recommended in finite samples mainly due to the so-called many instruments bias (see Bekker, 1994). Thus, employing a way to reduce this bias is essential in practice to make use of them. A possible candidate would be reducing the number of instruments by selecting a few of them, see, e.g., Donald and Newey (2001), Belloni et al. (2012), and Caner and Zhang (2014). However, in the current paper, we consider a situation where each element of such a large number of instruments is allowed to be nearly weak (see Newey and Windmeijer, 2009), and this consideration makes the consistency results of the aforementioned variable selection procedures be no longer valid even in the linear model. Therefore, to handle the scenario with “many weak instruments”, we in the current study adopt a regularization scheme that is similar to those considered by Hausman, Lewis, Menzel, and Newey (2011), Carrasco (2012), Hansen and Kozbur (2014), Carrasco and Tchuente (2015a), and Han (2020). Our regularization strategy is preferred to variable selection procedures for a couple of reasons to be detailed in Section 2.1.

Alongside the regularization scheme, we consider estimators similar to the two-stage conditional maximum likelihood estimator (2SCMLE) proposed by Rivers and Vuong (1988), which is the most popular estimator for the endogenous binary response model (see, e.g., Wooldridge, 2010). Specifically, as detailed in Section 3, we use the first-stage residual, obtained using a regularization method, as an additional regressor in the second stage. Then, we define two estimators, which are respectively called the regularized conditional maximum likelihood estimator (RCMLE) and the regularized nonlinear least square estimator (RNLS). Their asymptotic properties are studied under a parametric assumption similar to that in Rivers and Vuong (1988); although the parametric approach may not be satisfactory from a theoretical standpoint, this approach is (i) preferred in

empirical studies compared to semi- and non-parametric methods and (ii) helpful for understanding how the regularization method improves estimation results in the presence of a large number of (nearly) weak instruments.

As mentioned above, in our setting, instrumental variables are allowed to be nearly weak; such instruments are common in empirical studies using binary response models. For example, in [Miguel et al. \(2004\)](#), [Norton and Han \(2008\)](#), [Nunn and Qian \(2014\)](#), [Frijters, Johnston, Shah, and Shields \(2009\)](#) and [Bastian and Michelmore \(2018\)](#), the authors report small values of the first-stage F test statistic that is known to be closely related to the weakness of instruments in the linear model ([Staiger and Stock, 1997](#); [Stock and Yogo, 2005](#)). Although this statistic is not a perfect measure of instrument strength in binary response models (e.g., [Frazier, Renault, Zhang, and Zhao, 2020](#)), those small values of F statistic are suggestive that their instruments may be weak. However, in spite of its practical importance, only a few studies concern the issue of weak instruments in the endogenous binary response model. In particular, a recent article by [Frazier, Renault, Zhang, and Zhao \(2020\)](#) studies a way to test the weakness of instruments using a distorted J test under a parametric assumption. [Andrews and Cheng \(2014\)](#) investigate asymptotic properties of the generalized method of moment (GMM) estimator under weak identification and apply the estimator to an endogenous probit model. However, in these articles, the case where many weak instruments are present has not been discussed.

We further note that the discussions in this paper are technically different from those in the previous literature on many weak instruments. This is because we accommodate the case where the instrumental variable is a functional variable such as the age specific fertility rate ([Florens and Van Bellegem, 2015](#)), occupation specific share of immigrants ([Seong and Seo, 2021](#)), and lagged cumulative intraday return trajectory of the Standard & Poor's 500 index ([Chen et al., 2020](#)). Such a functional instrumental variable has received considerable attention in econometrics, but it has mostly been used in the linear model, see, e.g., [Carrasco \(2012\)](#), [Florens and Van Bellegem \(2015\)](#), [Carrasco and Tchuente \(2015a, 2015b\)](#), [Benatia et al. \(2017\)](#), [Chen et al. \(2020\)](#), and [Seong and Seo \(2021\)](#). However, in contrast with the case where the model is linear, our moment condition is nonlinear and not additively separable from the error term. These properties let the limiting distributions of our estimators depend on the limiting distribution of the first-stage estimator, which is given by an operator acting on a possibly infinite-dimensional space in our setting (see [Lemma 5](#)). This in turn complicates our asymptotic analysis and makes it technically different from that of (i) estimators for linear simultaneous equation model (e.g., [Hansen and Kozbur, 2014](#); [Carrasco, 2012](#); [Carrasco and Tchuente, 2015a](#); [Benatia, Carrasco, and Florens, 2017](#)) and (ii) GMM estimators associated with an additively separable second stage (e.g., [Newey and Windmeijer, 2009](#); [Hausman, Lewis, Menzel, and Newey, 2011](#); [Andrews and Cheng, 2014](#); [Han, 2020](#)). Therefore, we in the present paper provide a novel approach to asymptotic analysis using [Chen, Linton, and Keilegom's \(2003\)](#) methodology. This will be detailed in [Section 3.2.2](#).

This article is also relevant to practitioners who need to control for endogeneity using many

weak instruments when the outcome variable is dichotomous. We apply our estimators to the study of [Bastian and Micheltore \(2018\)](#) and examine the effect of family income in childhood and adolescence on college completion in young adulthood. Following the authors, we first use three measures of Earned Income Tax Credit (EITC) exposure to address the endogeneity of family income and then employ interactions of the measures of EITC exposure with 47 state-of-residence dummies as additional instruments. This example shows that, in contrast with [Rivers and Vuong’s \(1988\)](#) 2SCMLE that is biased toward the probit estimator when a large number of instruments are used, the estimates obtained using our method remain robust even in the presence of such a large number of instruments.

The paper is organized as follows. In [Section 2](#), we discuss our model of interest. [Section 3](#) proposes our estimators and establishes their asymptotic properties. [Section 4](#) provides Monte Carlo simulation results. The empirical application is presented in [Section 5](#). [Section 6](#) concludes.

2 The Model

We consider the following model with independent and identically distributed (iid) data.

$$y_i = 1\{Y_{2i}'\beta_0 \geq u_i\}, \quad (2.1)$$

$$Y_{2i} = \Pi_n Z(x_i, t) + V_i, \quad (2.2)$$

where $1\{A\}$ is the indicator function that takes 1 if A is true and 0 otherwise. The response variable y_i is a scalar. The explanatory variable Y_{2i} is a d_e -dimensional vector each row of which is either endogenous or exogenous; if a row of Y_{2i} is exogenous, the corresponding row of V_i is equal to zero. The variable x_i is d_x -dimensional and satisfies the exogeneity condition, i.e., $\mathbb{E}[u_i|x_i] = 0$ and $\mathbb{E}[V_i|x_i] = 0$. The instrumental variable $Z(x_i, t)$, which is a function of x_i , will be defined in detail in [Section 2.2](#). For notational convenience, we hereafter abbreviate $Z(x_i, t)$ to Z_i . The first-stage parameter of interest Π_n depends on the sample size n and will be formally introduced in [Section 3](#).

When the model is given as in [\(2.1\)](#) and [\(2.2\)](#), it has been often assumed that $u_i|(x_i, V_i) \sim_{\text{iid}} (-V_i'\psi_0, \sigma_\eta^2)$. This assumption is helpful for addressing the endogeneity of Y_{2i} and a similar assumption can be found in [Rivers and Vuong \(1988\)](#), [Rothe \(2009\)](#), and [Blundell and Powell \(2004\)](#). Under the assumption, [\(2.1\)](#) can be written as follows,

$$y_i = 1\{Y_{2i}'\beta_0 + V_i'\psi_0 \geq \eta_i\}, \quad (2.3)$$

where $\eta_i = u_i + V_i'\psi_0$ and $\mathbb{E}[\eta_i|x_i, V_i] = 0$. [\(2.3\)](#) shows that the issue of endogeneity can be easily resolved once the first-stage error V_i is used as an additional regressor in [\(2.1\)](#). In this regard, the variable V_i is often called the control function in the literature. However, in practice, this control function cannot be observed, and thus, it has to be replaced by its estimate. In [Rivers and Vuong \(1988\)](#), the authors suggest replacing V_i with the residuals from the first-stage linear regression, say \widehat{V}_i , and then they estimate the parameters in [\(2.3\)](#) by maximizing the conditional likelihood

of $y_i|x_i, \widehat{V}_i$ under a parametric assumption. This approach becomes the most popular estimation strategy for the binary response model and is extended by [Rothe \(2009\)](#) to the case where the conditional distribution of $u_i|(x_i, V_i)$ is unknown.

The aforementioned estimators have good asymptotic properties in general. However, it is not the case when the dimension of Z_i is very large. One of the main reasons is that, to ensure good asymptotic properties of the estimators proposed by [Rivers and Vuong \(1988\)](#) and [Rothe \(2009\)](#), the difference between \widehat{V}_i and V_i should be asymptotically negligible, but this condition is not trivially satisfied when the dimension of Z_i is very large. To see this in detail, suppose that Z_i is a random vector of dimension d_z and d_z is very large. In this case, the limit of the inverse of the sample covariance, $(n^{-1} \sum Z_i Z_i')^{-1}$, is not always bounded. This can make the distance between \widehat{V}_i and V_i be asymptotically non-negligible. (See [Examples 1](#) and [2](#) for some practical situations where the (sample) covariance is nearly singular, although d_z is considerably smaller than the sample size.) In addition, we cannot guarantee that the arguments in [Rivers and Vuong \(1988\)](#) is straightforwardly applicable in our setting. This is because the asymptotic distribution of [Rivers and Vuong's \(1988\)](#) 2SCMLE depends on the asymptotic distribution of the first-stage least square estimator. In our setting, the first-stage parameter of interest and its estimator are represented by linear transformations from the space in which Z_i takes values to \mathbb{R}^{d_e} (see [Section 2.2](#) and [Assumption 6](#)). As will be detailed below, this yields a nontrivial mathematical difference between our and their asymptotic approaches.

In the following, we provide some practical examples in which the covariance of instruments is nearly singular in spite of the considerably large sample size and thus applying the estimation method proposed by [Rivers and Vuong \(1988\)](#) may not be appropriate. In the example given below, we use the condition number (the ratio of the largest to smallest eigenvalues) of a covariance matrix as a measure of how close the matrix is to being singular.

Example 1. [Bastian and Micheltore \(2018\)](#) study the impact of family income in childhood and adolescence on academic achievement in early adulthood using the linear probability model. However, from a theoretical perspective, the linear probability model is not recommended even in the case where there is no endogeneity; this is because (i) estimation results from the linear model often indicate the predicted probability being outside $[0, 1]$, (ii) the model produces a constant marginal effect on the probability that the outcome variable is 1, irrespective of the value of the explanatory variable, and (iii) the standard errors of the coefficient estimates from the linear probability model should correct for heteroscedasticity, which makes the estimation results less efficient. Moreover, when endogeneity is present, theoretical results developed for the linear model do not always remain valid in the case where the outcome variable is binary, see, e.g., [Li et al. \(2019\)](#) and [Frazier et al. \(2020\)](#) for details. Therefore, as an alternative, we consider the following binary response model:

$$y_i = 1\{\beta_0 + I_i'\beta_1 + W_{1i}'\beta_2 + W_{2i,t}'\beta_3 \geq u_i\}, \quad I_i = \pi_0 + Z_i'\pi_1 + W_{1i}'\pi_2 + W_{2i,t}'\pi_3 + V_i,$$

where y_i is 1 if individual i is a college graduate and 0 otherwise. $I_i = (I_{i,(0-5)}, I_{i,(6-12)}, I_{i,(13-18)})'$ and each $I_{i,(a)}$ is the family income for individual i at each age interval a . W_{1i} and W_{2i} are the vectors of exogenous variables which will be detailed in Section 5. As instruments, the authors suggest using measures of EITC exposure of individual i in three age intervals 0-5, 6-12, and 13-18, i.e., $Z_i = (\text{EITC}_{i,(0-5)}, \text{EITC}_{i,(6-12)}, \text{EITC}_{i,(13-18)})'$. We, in Section 5, employ interactions of these measures of EITC exposure with 47 state-of-residence dummies as additional instruments (i) to allow heterogeneous effects of EITC exposure on family income depending on the state of residence and (ii) to increase estimation efficiency. The maximum number of instruments used in the analysis is 144, and the sample size is 2,654. We note that, in this example, the largest and smallest eigenvalues of the sample covariance are around 1.94 and $9.35e^{-18}$. Therefore, in spite of the considerably large sample size, the sample covariance of Z_i has a very large condition number, which suggests that the matrix is nearly singular.

Example 2. The empirical research in Angrist and Krueger (1991) is a popular example of many weak instruments and has been discussed in a number of econometric studies, see, e.g., Donald and Newey (2001), Carrasco (2012) and Hansen and Kozbur (2014), to name a few. Suppose that, instead of the effect of educational achievement on earnings that was studied by Angrist and Krueger (1991), we are interested in the effect of an additional year of education on the probability of being employed. To study this, let $y_i = 1$ if individual i is employed for a full year and 0 otherwise. Then, the model of interest can be written as follows:

$$y_i = 1\{\beta_0 + \text{Educ}_i\beta_1 + W_i'\beta_2 \geq u_i\}, \quad \text{Educ}_i = Z_i'\Pi_1 + W_i'\Pi_2 + V_i,$$

where Educ_i is the years of schooling of individual i . W_i is a 60-dimensional vector consisting of a constant, 9 year-of-birth dummies (YoB), and 50 state-of-birth dummies (SoB). Following Angrist and Krueger (1991), we may consider the 180-dimensional instrumental variable Z_i consisting of 3 quarter-of-birth dummies and their interactions with YoB and SoB. In this case, the condition number of the sample covariance matrix of Z_i is around 4941, even when the instruments are standardized. This implies that the matrix is nearly singular even with the large sample size of 329,509 individuals.

2.1 Regularization with many weak instruments

We in this paper use regularization to resolve the aforementioned issues related to a large number of instruments. There are various regularization methods available in the literature. A popular approach is reducing the number of instruments by (i) choosing the optimal number of instruments that minimizes a model selection criterion (e.g., Donald and Newey, 2001) or (ii) using a variable selection procedure such as Lasso (e.g., Belloni et al., 2012) or Elastic-net (e.g., Caner and Zhang, 2014). This approach works particularly well if the signal from instruments is (i) concentrated on a few of them (called the sparsity condition) and (ii) strong enough to consistently select a set of instrumental variables with nonzero coefficients in the first stage. However, in spite of its

popularity, this is not always the best strategy for handling a large number of instruments. A concern regarding this approach is that the sparsity condition is not likely to hold in practice because variables of interest are often highly correlated with each other. In such a situation, there may occur model selection mistakes in which irrelevant instrumental variables are included; the selection mistakes are not desirable since it can make the estimator computed with the selected variables be less efficient. Hence, it would be better to avoid using the variable selection procedure if such a selection mistake is likely to occur. In this regard, given that (i) we consider the situation with many weak instruments and (ii) the variable selection procedures tend to select no instrument or almost randomly choose a set of instruments in such a scenario (see, e.g., [Belloni et al., 2012](#)), the variable selection procedure is not appropriate in our setting. Moreover, as in [Examples 1 and 2](#), if instrumental variables are given by a set of dummies, it is not advisable to choose a few of them; this is because (i) a selected set of instruments will depend on how the variables are encoded and (ii) it is hard to believe that these categorical variables are represented by only a few of them.

Therefore, we in this study adopt a relatively intuitive and conservative strategy based on regularization of the sample covariance of instruments. Our regularization scheme, which will be formally introduced in [Section 3](#), is preferred to the foregoing variable selection procedures for a couple of reasons. Firstly, we do not need the sparsity condition, and, secondly, our approach is free from the aforementioned concern on the selection mistakes. In addition, from a practical point of view, valid instruments are likely to be weak, and if so, the consistency results of the variable selection procedures will be no longer valid. On the other hand, it is shown that asymptotic properties of the estimators obtained by regularizing the covariance of instruments remain valid even in such a circumstance, see, e.g., [Hausman et al. \(2011\)](#), [Hansen and Kozbur \(2014\)](#), and [Carrasco and Tehuente \(2015b\)](#) to name only a few. The regularization method that we use in this paper has been widely employed especially in the context of linear models (see, e.g., [Carrasco, 2012](#); [Hansen and Kozbur, 2014](#); [Carrasco and Tehuente, 2015a](#)). However, its application to the case where the outcome variable is binary has not been discussed. The current paper studies how this approach resolves the issue of many weak instruments in the binary response model.

2.2 Details on the instrumental variable $Z(x_i, t)$

Before discussing our estimators, we in this section present the details of the instrumental variable $Z_i (= Z(x_i, t))$. The usual case where the instrument Z_i is a finite-dimensional random vector will be discussed with particular attention in [Section 3.1](#). However, we here provide a general notation to encompass more various types of Z_i . The instrumental variable that we consider is similar to those in [Carrasco \(2012\)](#) and [Carrasco and Tehuente \(2015a, 2015b\)](#). Specifically, we let t be an element of a set \mathfrak{C} and let τ denote a positive measure on \mathfrak{C} whose support is identical to \mathfrak{C} . Moreover, let \mathcal{H} denote the space of square integrable functions defined on \mathfrak{C} equipped with the inner product given by $\langle h_1, h_2 \rangle = \int_{\mathfrak{C}} h_1(t)h_2(t) \tau(t)dt$ and its induced norm $\|h_1\| = \langle h_1, h_1 \rangle^{1/2}$ for $h_1, h_2 \in \mathcal{H}$. Then, \mathcal{H} is a separable Hilbert space. Lastly, we let $(\Omega, \mathbb{F}, \mathbb{P})$ denote the underlying probability space and let the instrumental variable Z_i be a measurable (with respect to the usual Borel σ -field) map from Ω to \mathcal{H} .

This definition of Z_i is a natural generalization of a random variable taking values in \mathbb{R}^n . Such a generalization is useful for dealing with various types of variables that can be used in practice. For example, in this setup, Z_i can be a vector of many different elements such as those in Examples 1 and 2. As another example, if we let $Z_i = (1, x_i, x_i^2, \dots, x_i^K)'$, our first-stage estimator can be understood as a nonparametric estimator of $\mathbb{E}[Y_{2i}|x_i]$ in some cases; specifically, given that $\mathbb{E}[Y_{2i}|x_i] = f(x_i)$ for a real analytic function f defined on $(-1, 1)$, we can approximate $\mathbb{E}[Y_{2i}|x_i]$ by using the instrument Z_i , see Carrasco (2012, Section 2.3) and Antoine and Lavergne (2014). Lastly, as a more general case, Z_i can be a functional variable such as that in the following example.

Example 3. Miguel et al. (2004) study the effect of economic growth on the occurrence of civil war in sub-Saharan Africa. The authors suggest addressing the potential endogeneity of the economic growth variable using (average) annual rainfall growth from the standpoint that (i) rainfall variations are exogenous and (ii) a large volume of the economy in sub-Saharan Africa relies on agriculture. However, we note that agricultural production can be better predicted if the instrument variable is not simply given by the annual *average* but given by the *curve* that shows the change in rainfall over an entire year; this is because not only average rainfall but also its daily variations are important in agriculture. To concretely illustrate this idea, let $\dot{x}_{is}(t)$ denote the daily rainfall in country i in the t -th day of year s and let $x_{is}(t) = 1 - \dot{x}_{is}(t)/\dot{x}_{is-1}(t)$. Then, for each i and s , we have at most 365 observations and, by smoothing $\{x_{is}(t)\}_{t=1}^{365}$, we can obtain a smoothed curve, denoted Z_{is} (a similar example can be found in Horvath and Kokoszka, 2012). Given the rainfall growth curve, one may consider the following model that is similar to the model considered by Miguel et al. (2004).

$$\text{conflict}_{is} = 1\{\beta_0 + \text{growth}_{it}\beta + W'_{it}\gamma \geq u_{it}\}, \quad \text{growth}_{it} = \Pi_n Z_{it} + W'_{it}\pi_2 + V_{it}.$$

The parameter of interest is β . The variable conflict_{is} is 1 if country i experiences a civil conflict in year s and 0 otherwise. growth_{is} denotes economic growth in country i in year s . W_{it} indicates some exogenous variables. In this example, the first-stage parameter of interest Π_n is a linear functional from \mathcal{H} to \mathbb{R} .

Without loss of generality, the expectation of Z_i is assumed to be zero. Then, the covariance of Z_i , denoted \mathcal{K} , and its sample counterpart, denoted \mathcal{K}_n , are given as follows,

$$\mathcal{K} = \mathbb{E}[Z_i \otimes Z_i] \quad \text{and} \quad \mathcal{K}_n = n^{-1} \sum_{i=1}^n Z_i \otimes Z_i,$$

where \otimes signifies the tensor product in \mathcal{H} satisfying that $(h_1 \otimes h_2)h_3 = \langle h_1, h_3 \rangle h_2$ for any $\{h_j \in \mathcal{H}\}_{j=1}^3$. The tensor product \otimes is a natural generalization of the outer product in Euclidean spaces, and thus, \mathcal{K} (resp. \mathcal{K}_n) can also be understood as a generalization of the covariance (resp. sample covariance) matrix of a finite-dimensional random variable; if Z_i is a random variable taking values in \mathbb{R}^{d_z} , \mathcal{K} (resp. \mathcal{K}_n) is equal to $\mathbb{E}[Z_i Z_i']$ (resp. $n^{-1} \sum_{i=1}^n Z_i Z_i'$). Lastly, we note that \mathcal{K} (resp. \mathcal{K}_n) allows the spectral decomposition with respect to its eigenvalues and eigenfunctions, denoted

$\{\kappa_j, \varphi_j\}_{j \geq 1}$ (resp. $\{\hat{\kappa}_j, \hat{\varphi}_j\}_{j \geq 1}$). It is assumed that $\kappa_1 > \kappa_2 > \dots \geq 0$ and $\hat{\kappa}_1 > \hat{\kappa}_2 > \dots > \hat{\kappa}_n \geq 0$.

3 Estimator and Asymptotic Properties

We in this section present the details of our estimation method. To provide intuition for our approach, we first consider the simple case where Z_i is d_z -dimensional random vector for $d_e \leq d_z < \infty$; even in this case, regularization is still needed when \mathcal{K} is not invertible as in Examples 1 and 2. We then extend the discussion to the case where Z_i is a random variable taking values in \mathcal{H} as discussed in Section 2.2 and Example 3. In this case, not only is regularization needed to resolve the inverse problem, but also a novel asymptotic analysis is needed to establish the asymptotic properties of the proposed estimators.

3.1 Simple case: a finite-dimensional instrumental variable

3.1.1 Estimator

We first consider the following moment condition that is associated with (2.2).

$$\Pi_n \mathcal{K} = \Pi_n \mathbb{E} [Z_i Z_i'] = \mathbb{E} [Z_i Y_{2i}']. \quad (3.1)$$

In many econometric studies, to find a solution to (3.1), it has been assumed that the covariance \mathcal{K} is invertible. However, this assumption is not likely to hold when the dimension of Z_i is large, see, e.g., Examples 1 and 2. Therefore, instead of the inverse of \mathcal{K} , we consider its regularized inverse. In particular, we in this section focus on Tikhonov regularization (in Section 3.2, we consider a regularized inverse that encompasses various regularization methods). Specifically, given a regularization parameter $\alpha > 0$, let \mathcal{K}_α^{-1} denote the regularized inverse of \mathcal{K} that is given as follows,

$$\mathcal{K}_\alpha^{-1} = \mathcal{K}(\mathcal{K}^2 + \alpha \mathcal{I})^{-1} = \sum_{j=1}^{d_z} \frac{\kappa_j}{\kappa_j^2 + \alpha} \varphi_j \varphi_j'.$$

Then, the regularized solution to (3.1) (denoted Π_α) and its sample counterpart (denoted $\hat{\Pi}_\alpha$) are given as follows,

$$\Pi_\alpha = \mathbb{E}[Y_{2i} Z_i'] \mathcal{K}_\alpha^{-1} \quad \text{and} \quad \hat{\Pi}_\alpha = (n^{-1} \sum_{i=1}^n Y_{2i} Z_i') \hat{\mathcal{K}}_{n\alpha}^{-1} = (n^{-1} \sum_{i=1}^n Y_{2i} Z_i') \hat{\mathcal{K}}_n (\hat{\mathcal{K}}_n^2 + \alpha \mathcal{I}_{d_z})^{-1}, \quad (3.2)$$

where \mathcal{I}_{d_z} is the identity matrix of dimension d_z . Using $\hat{\Pi}_\alpha$ in (3.2), we compute the predicted value of Y_{2i} , denoted $\hat{\gamma}_{i,\alpha}$, and the first-stage residual, denoted $\hat{V}_{i,\alpha}$, i.e., $\hat{\gamma}_{i,\alpha} = \hat{\Pi}_\alpha Z_i$ and $\hat{V}_{i,\alpha} = Y_{2i} - \hat{\Pi}_\alpha Z_i$. These values will be considered as regressors in the second stage for mathematical convenience.

We further assume that $u_i | (x_i, V_i) \sim_{\text{iid}} \mathcal{N}(-V_i' \psi_0, \sigma_\eta^2)$. Here, what enables us to apply the control function approach is not the conditional normality of u_i but the fact that the endogeneity of Y_{2i} affects the second stage only through the conditional expectation of u_i . Thus, the normality assumption is only employed to facilitate our discussions, and it may be replaced by another distributional assumption as long as certain conditions, to be detailed later, are guaranteed. We

next normalize the conditional variance σ_η^2 to 1 to achieve the identification of the second-stage parameters of interest, see, e.g., [Manski \(1988\)](#). Moreover, let $g_i = (\gamma'_i, V'_i)' = ((\Pi_n Z_i)', (Y_{2i} - \Pi_n Z_i)')'$, $\hat{g}_{i,\alpha} = (\hat{\gamma}'_{i,\alpha}, \hat{V}'_{i,\alpha})'$ and $\theta_0 = (\beta'_0, \beta'_0 + \psi'_0)'$. Then, the RCMLE, denoted $\hat{\theta}_M$, and the RNLSE, denoted $\hat{\theta}_N$, are given as follows: for $j \in \{M, N\}$

$$\hat{\theta}_j := \arg \max_{\theta \in \Theta} \mathcal{Q}_{jn}(\theta, \hat{g}_{i,\alpha}) \quad \text{and} \quad \theta_{0j} := \arg \max_{\theta \in \Theta} \mathcal{Q}_j(\theta, g_i), \quad (3.3)$$

where

$$\mathcal{Q}_{jn}(\theta, \hat{g}_{i,\alpha}) := \frac{1}{n} \sum_{i=1}^n m_j(\theta, \hat{g}_{i,\alpha}), \quad \mathcal{Q}_j(\theta, g_i) := \mathbb{E}[m_j(\theta, g_i)], \quad (3.4)$$

and the function $m_j(\theta, g_i)$ is $y_i \log \Phi(g'_i \theta) + (1 - y_i) \log(1 - \Phi(g'_i \theta))$ (resp. $-\frac{1}{2}(y_i - \Phi(g'_i \theta))^2$) if $j = M$ (resp. $j = N$). We note that $\theta_{0M} = \theta_{0N} = \theta_0$ under the identification condition in [Section 3.1.2](#).

Remark 1. Although employing a regularized inverse is useful for dealing with the case of interest where \mathcal{K} is nearly singular, $\mathbb{E}[y_i|x_i, V_{i,\alpha}]$ is in general different from $\mathbb{E}[y_i|x_i, V_i]$. To see this in detail, we note that, under the foregoing distributional assumptions,

$$\mathbb{E}[y_i|x_i, V_{i,\alpha}] = \Phi(\gamma'_{i,\alpha} \beta_0 + V'_{i,\alpha}(\beta_0 + \psi_0) - \psi'_0 \Pi_n (\mathcal{I} - \mathcal{K}_\alpha^{-1} \mathcal{K}) Z_i), \quad (3.5)$$

where $\gamma_{i,\alpha} = \Pi_\alpha Z_i$, and $V_{i,\alpha} = Y_{2i} - \gamma_{i,\alpha}$. [\(3.5\)](#) shows that, if $\alpha > 0$ is fixed, the conditional expectation depends not only on the regularized error $V_{i,\alpha}$ but also on a bias term given by $\Pi_n (\mathcal{I} - \mathcal{K}_\alpha^{-1} \mathcal{K}) Z_i$. Therefore, to eliminate an effect of this bias term on the asymptotic properties of our estimators, α is assumed to shrink to zero as $n \rightarrow \infty$ throughout the paper. \square

Remark 2. We in this paper apply the regularization approach to the conditional maximum likelihood and nonlinear least square estimation methods. These strategies are chosen because of their ease of implementation and popularity in empirical research. It can be also possible to improve other estimators considered in [Rivers and Vuong \(1988\)](#), such as the instrumental variable probit and the limited information maximum likelihood, in a similar manner. However, this will not be further discussed in the paper. \square

3.1.2 Asymptotic Properties

This section presents the asymptotic properties of our estimators when $n \rightarrow \infty$. In this Euclidean space setting, $\langle a_1, a_2 \rangle$ (resp. $\|a_1\|$) for any $a_1, a_2 \in \mathbb{R}^n$ is understood as the usual Euclidean inner product (resp. norm). Moreover, we hereafter let $\|A\|_{\text{HS}}$ be defined by $\text{tr}(A'A)^{1/2}$ for a matrix A ; $\|\cdot\|_{\text{HS}}$ is often called the Hilbert-Schmidt (or Frobenius) norm.

Assumption 1. For Π_n satisfying [\(3.6\)](#), there exists a bounded matrix $\Pi_0 : \mathbb{R}^{d_z} \rightarrow \mathbb{R}^{d_e}$ such that $\Pi_n = \Lambda_n \Pi_0 / \sqrt{n}$ where $\Lambda_n = \tilde{\Lambda}_n \text{diag}(\mu_1, \dots, \mu_{d_e})$. The matrix $\tilde{\Lambda}_n : \mathbb{R}^{d_e} \rightarrow \mathbb{R}^{d_e}$ is bounded, and the smallest eigenvalue of $\tilde{\Lambda}_n \tilde{\Lambda}'_n$ is bounded away from zero. For each j , either $\mu_j = \sqrt{n}$ (strong) or $\mu_j / \sqrt{n} \rightarrow 0$ (weak). Moreover, $\mu_m = \min_{1 \leq j \leq d_e} \mu_j \rightarrow \infty$ as $n \rightarrow \infty$.

We, hereafter, let $f_i = \Pi_0 Z_i$, which is the infeasible optimal instrument. Assumption 6 is standard in the literature on many weak instruments and is related to the weakness of f_i , see, e.g., Chao and Swanson (2005), Newey and Windmeijer (2009), Hansen and Kozbur (2014), and Carrasco and Tchuente (2015a) to mention only a few. Under the assumption, each row of f_i could be either weak or strong depending on the value of μ_j . In particular, if $\mu_j = \sqrt{n}$ for all $j = 1, \dots, d_e$, every element of f_i is strong, and, in such a case, regularization is useful for reducing the many instruments bias discussed in Bekker (1994). We also note that this condition rules out the case of weak instruments in the sense of Staiger and Stock (1997).

Assumption 2. (i) $\{y_i, Y_{2i}', x_i'\}_{i=1}^n$ is iid, $u_i | (x_i, V_i) \sim_{\text{iid}} \mathcal{N}(-\psi_0' V_i, 1)$ and $\mathbb{E}[V_i | x_i] = 0$; (ii) The minimum eigenvalue of $\mathbb{E}[f_i f_i']$ is bounded away from zero; (iii) $\mathbb{E}[\|V_i\|^2 | x_i] < \infty$; (iv) $\mathbb{E}[\|Z_i\|^2] < \infty$.

Assumption 3. The parameter space of θ , denoted Θ , is compact. θ_0 is the unique point satisfying Assumption 2.(i) and the model (2.1), and is in the interior of Θ .

Assumption 2 restricts the optimal instrument and error terms; under the assumption, the endogeneity of Y_{2i} affects the second stage only through $\mathbb{E}[u_i | x_i, V_i]$. Moreover, as mentioned above, we normalize the conditional variance of $u_i | (x_i, V_i)$ to 1 (see Manski, 1988). A different normalization scheme, such as assuming the norm of θ_0 to 1, could have been chosen, but, in the current study, normalizing the conditional variance is preferred in that it makes the distribution of $u_i | (x_i, V_i)$ free from nuisance parameters. Assumption 3 implies that there exists a unique $\theta_0 \in \Theta$ satisfying $\mathbb{E}[y_i | Y_{2i}, V_i] = \Phi(g_0' \theta_0)$. Thus, $\theta_{0M} = \theta_{0N} = \theta_0$.

In the sequel, we provide a condition on Π_0 . In the condition below, $\text{ran } \mathcal{K}$ indicates the range of \mathcal{K} and $\pi_{\ell,0}$ denotes ℓ -th row of Π_0 .

Assumption 4. For $\ell = 1, \dots, d_e$, $\pi_{\ell,0} \in \text{ran } \mathcal{K}$.

As we detailed in Section 3.2 in which the instrument Z_i is a functional variable taking values in \mathcal{H} , a primitive condition for Assumption 4 is that $(\pi_{\ell,0}' \psi_j)^2$ decreases at a rate slower than the decaying rate of the eigenvalues of \mathcal{K} . This assumption is needed to identify Π_0 without assuming the invertibility of \mathcal{K} , see, e.g., Carrasco et al. (2007). In addition, it plays an important role in dealing with the bias term discussed in Remark 1.

The following theorem establishes the consistency of the proposed estimators under the aforementioned assumptions.

Theorem 1. Suppose that $\alpha \rightarrow 0$ and $\mu_m^2 \alpha^{1/2} \rightarrow \infty$ as $n \rightarrow \infty$, and Assumptions 1 to 4 are satisfied. Then, $\hat{\theta}_j \xrightarrow{P} \theta_0$ as $n \rightarrow \infty$ for $j \in \{M, N\}$.

The conditions on α and μ_m in Theorem 1 are related to the weakness of the optimal instrument f_i in Assumption 1. Specifically, if $\alpha = n^{-a}$ and $\mu_m = cn^\ell$ for some positive constants c , a and ℓ , then the condition on $\mu_m^2 \alpha^{1/2}$ and Assumption 1 will be fulfilled if $a \leq 2$. Hence, the requirement on α is not restrictive in practice.

We next establish the asymptotic distribution of $\widehat{\theta}_j$, which requires a novel asymptotic approach due to distinctive properties of our model. Specifically, in our case, the second-stage moment condition is nonlinear and non-additively separable from the error term. As is shown by [Rivers and Vuong \(1988\)](#), this property makes the limiting distribution of the conditional maximum likelihood estimator depends on that of the first-stage least square estimator. However, in our setting, the limiting distribution of the first-stage estimator cannot be straightforwardly obtained using the arguments in [Rivers and Vuong \(1988\)](#), because the covariance of Z_i is allowed to be nearly singular. Moreover, although a similar scenario has been examined in the linear model ([Carrasco, 2012](#); [Hansen and Kozbur, 2014](#); [Carrasco and Tchuente, 2015a, 2015b](#)), the limiting distributions of the estimators for the linear model do not depend on the limiting distribution of the first-stage estimator; this property comes from an additive linear second-stage specification. Therefore, the existing asymptotic approaches developed for linear models cannot be applied here as well. Hence, even in this simple Euclidean space setting, we need a novel asymptotic approach. To this end, the following assumption is employed.

Assumption 5. (i) $\mathbb{E}[\|Z_i\|^4] < \infty$ (ii) $\mathbb{E}[\|V_i\|^4|x_i] < \infty$ and $\mathbb{E}[V_i V_i'|x_i]$ is positive definite; (iii) For all $\theta \in \Theta$, $\sup_i \Phi(g_i'\theta)$ is almost surely bounded away from 0 and 1; (iv) There exists a constant c such that $\sup_i \|f_i\| \leq c$ and $\sup_i \|\Lambda_n^{-1} \widehat{\Pi}_\alpha Z_i\| \leq c$ almost surely.

Assumptions [5.\(i\)](#) and [5.\(ii\)](#) impose restrictions on the fourth moments of Z_i and V_i . Assumptions [5.\(iii\)](#) and [5.\(iv\)](#) are needed to bound a particular quantity in our proof. These conditions can be relaxed by using a trimming term in the sample moment conditions, see, e.g., [Rothe \(2009\)](#). Therefore, those are not restrictive in practice.

We now discuss the asymptotic normality result. In the theorem below, \mathcal{S}_n^{-1} denotes a matrix given by $\text{diag}(\sqrt{n}\Lambda_n^{-1}, I_{d_e})$ and g_{0i} is $\mathcal{S}_n^{-1}g_i = (f_i', V_i)'$. Moreover, the matrix $\Gamma_{1,0j}$ denotes the ordinary derivative of $\partial \mathcal{Q}_j(\theta_0, g)/\partial \theta$ with respect to θ . \mathcal{J}_j is equal to $\mathcal{J}_{1,j} + \mathcal{J}_{2,j}$ where $\mathcal{J}_{1,j}$ and $\mathcal{J}_{2,j}$ are $2d_e \times 2d_e$ matrices whose (ℓ, k) th elements are given by $\mathbb{E}[\dot{m}_{2j}(\theta_0, g)e_\ell' g_0 e_k' g_0]$ and $\sigma_{\psi_0}^2 \langle C_j e_\ell, C_j e_k \rangle$. The constant $\sigma_{\psi_0}^2$ is $\psi_0' \mathbb{E}[V_i V_i'|x_i] \psi_0$. The matrix \mathcal{C}_j is the solution to $\mathcal{K}^{1/2} \mathcal{C}_j' = \mathbb{E}[\dot{m}_{2j}(\theta_0, g_i) Z_i g_{0i}']$ where the function $\dot{m}_{2j}(\theta_0, g_i)$ is $\phi^2(g_i'\theta_0)/(\Phi(g_i'\theta_0)\Phi(-g_i'\theta_0))^2$ (resp. $\phi^2(g_i'\theta_0)$) if $j = M$ (resp. $j = N$). We note that \mathcal{C}_j always exists regardless of the dimension of Z_i , see [Baker \(1973, Theorem 1\)](#).

Theorem 2. Suppose that $\alpha \rightarrow 0$, $\mu_m^2 \alpha \rightarrow \infty$ and $\sqrt{n}\alpha \rightarrow 0$ as $n \rightarrow \infty$, and Assumptions [1](#) to [5](#) are satisfied. Then,

$$\mathcal{W}_{0j}^{-1/2} \sqrt{n} \mathcal{S}_n' \left(\widehat{\theta}_j - \theta_0 \right) \xrightarrow{d} \mathcal{N}(0, I_{2d_e}),$$

for $j \in \{M, N\}$, where $\mathcal{W}_{0j} = (\mathcal{S}_n^{-1} \Gamma_{1,0j} \mathcal{S}_n'^{-1})^{-1} \mathcal{J}_j (\mathcal{S}_n^{-1} \Gamma_{1,0j} \mathcal{S}_n'^{-1})^{-1}$.

The conditions in [Theorem 2](#) are closely related to μ_m appearing in [Assumption 1](#). To be more precise, suppose that $\mu_m = cn^\ell$ for positive constants c and ℓ , then the theorem remains valid when $1/4 < \ell < 1/2$. A similar result can be found in [Antoine and Renault \(2009\)](#) and [Han and Renault \(2020\)](#); these articles show that GMM estimators are asymptotically normally distributed if their moment conditions tend to zero at the rate of n^ℓ where $1/4 < \ell < 1/2$.

We note that \mathcal{W}_{0j} is nonsingular regardless of the invertibility of \mathcal{K} . Moreover, if $\alpha = 0$, \mathcal{W}_{0M} is equivalent to a linear transformation of the asymptotic covariance of [Rivers and Vuong's \(1988\)](#) 2SCMLE.

Remark 3. Theorem 2 enables us to conduct inference on the parameter θ_0 even in the case where \mathcal{S}_n is unknown. Specifically, let $H_0 : \theta_0 = \theta$ be the null hypothesis of interest, and, for each $j \in \{M, N\}$, suppose that there exists $\widetilde{\mathcal{W}}_j$ satisfying $\|\mathcal{S}'_n \widetilde{\mathcal{W}}_j \mathcal{S}_n - \mathcal{W}_{0j}\|_{\text{HS}} = o_p(1)$. (An example of $\widetilde{\mathcal{W}}_j$ can be found in Section 3.3.) Then, by the continuous mapping theorem, we have $n(\widehat{\theta}_j - \theta)' \widetilde{\mathcal{W}}_j^{-1} (\widehat{\theta}_j - \theta) \xrightarrow{d} \chi^2(2d_e)$ under H_0 where $\chi^2(2d_e)$ is a chi-square random variable with $2d_e$ degrees of freedom. \square

Remark 4. If we further assume that there exist r_n and $c_* \neq 0$ such that $r_n n^{-1/2} \mathcal{S}_n^{-1} c = r_n \text{diag}(\Lambda_n^{-1}, n^{-1/2} I_{d_e}) c \rightarrow c_*$, then $(c' \widetilde{\mathcal{W}}_j c)^{-1/2} \sqrt{n} c' (\widehat{\theta}_j - \theta_0) \xrightarrow{d} N(0, 1)$. This property allows us to conduct inference on $c' \theta_0$, see [Newey and Windmeijer \(2009, Theorem 3\)](#). An application of this property is to statistically examine the endogeneity of Y_{2i} by testing whether ψ_0 is equal to zero or not. Specifically, given that $\mu_m \Lambda_n^{-1} \rightarrow \Lambda^{-1}$ and $\Lambda^{-1} \iota_{d_e} \neq 0$ for the d_e -dimensional vector of ones ι_{d_e} , we can test the endogeneity of Y_{2i} by setting $c = (-\iota'_{d_e}, \iota'_{d_e})'$, see, Section 5. \square

3.2 General case: a functional instrumental variable

We now extend the discussion in Section 3.1 to the case where Z_i is a function-valued random variable such as that in Example 3.

3.2.1 Estimator

As in Section 3.1, we first consider the following moment condition that is associated with (2.2):

$$\Pi_n \mathbb{E}[Z_i \otimes Z_i] = \mathbb{E}[Z_i \otimes Y_{2i}]. \quad (3.6)$$

(3.6) is a generalization of (3.1) to the case where Z_i is a functional variable. As is discussed by [Carrasco et al. \(2007\)](#), the unique solution to (3.6) exists only when $\mathcal{K} = \mathbb{E}[Z_i \otimes Z_i]$ is bijective and its inverse is continuous, which does not hold if Z_i is a functional variable taking values in the Hilbert space of square integrable functions. Hence, as in Section 3.1, we employ a regularized inverse of \mathcal{K} , denoted \mathcal{K}_α^{-1} , to solve the inverse problem in (3.6). The regularized inverse considered in this section satisfies $\lim_{\alpha \rightarrow 0} \mathcal{K}_\alpha^{-1} \mathcal{K} h = h$ for any $h \in \mathcal{H}$ (see, e.g., [Kress, 1999](#)) and has the following representation:

$$\mathcal{K}_\alpha^{-1} = \sum_{j=1}^{\infty} \kappa_j^{-1} q(\kappa_j, \alpha) \varphi_j \otimes \varphi_j. \quad (3.7)$$

The conditions on the function $q(\kappa_j, \alpha)$ are detailed in Assumption 9. This representation includes various types of regularization schemes, such as (i) Tikhonov ($q(\kappa_j, \alpha) = \kappa_j^2 / (\kappa_j^2 + \alpha)$), (ii) ridge ($q(\kappa_j, \alpha) = \kappa_j / (\kappa_j + \alpha)$), and (iii) spectral cut-off ($q(\kappa_j, \alpha) = 1\{\kappa_j^2 \geq \alpha\}$). The sample counterpart of \mathcal{K}_α^{-1} , denoted $\mathcal{K}_{n\alpha}^{-1}$, is similarly defined by replacing $\{\kappa_j, \varphi_j\}_{j \geq 1}$ in (3.7) with $\{\widehat{\kappa}_j, \widehat{\varphi}_j\}_{j \geq 1}$, i.e.,

$\mathcal{K}_{n\alpha}^{-1} = \sum_{j=1}^{\infty} \hat{\kappa}_j^{-1} q(\hat{\kappa}_j, \hat{\varphi}_j) \hat{\varphi}_j \otimes \hat{\varphi}_j$. Then, for $\alpha > 0$, the solution to (3.6) (denoted Π_α) and its sample counterpart (denoted $\hat{\Pi}_\alpha$) are given as follows:

$$\Pi_\alpha = \mathbb{E}[Z_i \otimes Y_{2i}] \mathcal{K}_\alpha^{-1} = \Pi_n \mathcal{K} \mathcal{K}_\alpha^{-1} \quad \text{and} \quad \hat{\Pi}_\alpha = (n^{-1} \sum_{i=1}^n Z_i \otimes Y_{2i}) \hat{\mathcal{K}}_{n\alpha}^{-1}. \quad (3.8)$$

In contrast with the estimator in (3.2), $\hat{\Pi}_\alpha$ in (3.8) is an operator acting on the Hilbert space of infinite dimension. However, the predicted value of Y_{2i} (denoted $\hat{\gamma}_{i,\alpha}$) and the first-stage residual (denoted $\hat{V}_{i,\alpha}$) that are computed from (3.8) are still d_e -dimensional, and thus, the RCMLE and the RNLSE can be obtained by solving (3.3) as in Section 3.1.

3.2.2 Asymptotic Properties

We now discuss the asymptotic properties of the RCMLE and the RNLSE when \mathcal{H} is the Hilbert space of square integrable functions. In the assumption below, \mathcal{A}^* denotes the adjoint operator of a linear operator $\mathcal{A} : \mathcal{H} \rightarrow \mathbb{R}^{d_e}$ satisfying $\langle \mathcal{A}h, a \rangle = \langle h, \mathcal{A}^*a \rangle$ for any $h \in \mathcal{H}$ and $a \in \mathbb{R}^{d_e}$.

Assumption 6. Assumption 1 holds for a bounded linear operator $\Pi_0 : \mathcal{H} \rightarrow \mathbb{R}^{d_e}$.

Assumption 7. (i) Assumptions 2.(i) to 2.(iii) hold; (ii) Assumption 2.(iv) holds with respect to the norm in \mathcal{H} ; (iii) Assumption 3 holds.

Assumption 8. For $\{\pi_{\ell,0} = \Pi_0^* e_\ell\}_{\ell=1}^{d_e}$, there is $\rho \geq 1$ such that $\sum_{j=1}^{\infty} \langle \varphi_j, \pi_{\ell,0} \rangle^2 / \kappa_j^{2\rho} < \infty$.

Assumption 9. (i) $\mathbb{E}[\|Z_i\|^2] < \infty$; (ii) \mathcal{K}_α^{-1} allows the representation in (3.7). For $\kappa \geq 0$ and $\alpha > 0$, the function $q(\kappa, \alpha)$ in (3.7) satisfies $0 \leq q(\kappa, \alpha) \leq 1$, $\alpha \kappa^{-1} q(\kappa, \alpha) \leq O(1)$ and $\kappa^{2\tilde{\rho}}(q(\kappa, \alpha) - 1) \leq O(\alpha^{\min\{\tilde{\rho}, 1\}})$ for some $\tilde{\rho} > 0$. Moreover, $\lim_{\alpha \rightarrow 0} q(\kappa, \alpha) = 1$ if $\kappa > 0$.

Assumptions 6 and 7 are equivalent to Assumptions 1, 2 and 3 except that the first-stage parameter of interest and the norm of Z_i are adapted to the case where Z_i is a functional variable taking values in \mathcal{H} . Assumption 8, which is similar to Assumption 4, is needed to identify Π_0 without the injectivity of \mathcal{K} , see, e.g., Carrasco et al. (2007) and Benatia et al. (2017). As in Section 3.1, this assumption imposes a restriction on relative decaying rates of \mathcal{K} 's eigenvalues with respect to its Fourier coefficients $\{\langle \pi_{\ell,0}, \varphi_j \rangle\}_{j \geq 1}$ and is important in proving $n^{-1} \sum_{i=1}^n \|\hat{g}_{i,\alpha} - g_i\| = n^{-1} \sum_{i=1}^n \|(\hat{\Pi}_\alpha - \Pi_n)Z_i\| = o_p(1)$, which plays a crucial role in deriving the main results to be given.

Assumption 9.(i) is standard in the literature, and, alongside Assumption 6, it implies that the covariance of f_i is bounded. Assumption 9.(ii) describes typical conditions that the regularized inverse \mathcal{K}_α^{-1} must satisfy. This condition is fulfilled if Tikhonov or spectral cut-off regularization, which is popular in practice, is chosen (see, e.g., Carrasco et al. 2007, Section 3.3). Thus, Assumption 9 is not restrictive from a practical point of view.

The following theorem shows the consistency of our estimators when Z_i is a functional variable.

Theorem 3. Suppose that $\alpha \rightarrow 0$ and $\mu_m^2 \alpha \rightarrow \infty$ as $n \rightarrow \infty$, and Assumptions 6 to 9 are satisfied. Then, $\hat{\theta}_j \xrightarrow{p} \theta_0$ as $n \rightarrow \infty$ for $j \in \{M, N\}$.

The conditions on μ_m and α in Theorem 3 are different from those in Theorem 1, which is mainly due to Assumptions 6 and 9. In fact, if we choose Tikhonov, spectral cut-off, or Landweber-Fridman regularization methods, then $\alpha^{1/2}\kappa^{-1}q(\kappa, \alpha) \leq O(1)$. In such a case, the condition on $\mu_m^2\alpha$ in Theorem 3 can be replaced by $\mu_m^2\alpha^{1/2} \rightarrow \infty$; the latter condition is equivalent to that in Theorem 1.

We next discuss the asymptotic distributions of the proposed estimators. As documented in Section 3.1, their asymptotic distributions cannot be obtained straightforwardly from the previous works of Rivers and Vuong (1988), Carrasco (2012), and Carrasco and Tchuente (2015a, 2015b); this is not only because of some distinctive properties of our model which are described in the previous section, but also because of the fact that $\hat{\gamma}_{i,\alpha}$ and $\hat{V}_{i,\alpha}$, the arguments of the second-stage objective function, now depend on an infinite-dimensional parameter estimate, $\hat{\Pi}_\alpha$. This calls for an approach to asymptotic analysis that is different from those in foregoing articles. In fact, our case is similar to that considered by Chen et al. (2003) in which the criterion function contains an infinite-dimensional parameter estimate. Chen et al. (2003) discusses primitive conditions for the asymptotic normality result of an estimator that is obtained in such a circumstance, and we in the current paper make use of their methodology to establish the asymptotic normality results of our estimators.

To this end, we need a few additional conditions, one of which is the following condition on the integrability of the covering number of \mathcal{H} with respect to $\|\cdot\|$ (denoted $\mathfrak{N}(\epsilon, \mathcal{H}, \|\cdot\|)$), i.e., $\mathfrak{N}(\epsilon, \mathcal{H}, \|\cdot\|) = \inf\{n \in \mathbb{N} : \mathcal{H} \subset \bigcup_{k=1}^n \mathcal{B}_k(\epsilon)\}$ where $\mathcal{B}_k(\epsilon) = \{h \in \mathcal{H} : \|h - h_k\| < \epsilon, h_k \in \mathcal{H}\}$.

Assumption 10. \mathcal{H} satisfies $\int_0^\infty \sqrt{\log \mathfrak{N}(\epsilon, \mathcal{H}, \|\cdot\|)} d\epsilon < \infty$.

Assumption 10 is similar to Condition 3.3 in Chen et al. (2003). Specifically, in Chen et al. (2003), the covering number of the space of their infinite-dimensional parameter, which is given by a space of continuous functions, is required to satisfy the integrability condition such as that in Assumption 10. In our setting, such a parameter space is given by the space of bounded linear operators acting on \mathcal{H} , and hence the condition is not easy to verify. On the other hand, the requirement of Assumption 10 is only for \mathcal{H} , the domain of our infinite-dimensional parameter, and hence it is easier to verify and likely to hold in many practical settings. In fact, the restriction on the domain of the infinite-dimensional parameter space is sufficient in the current paper, because Π_0 is a finite rank operator, see Lemma 3 for details. We here note that the condition holds if Z_i is finite-dimensional or if \mathcal{H} is either a Sobolev space or a Hölder space, see, e.g., van der Vaart and Wellner (1996).

Assumption 11. (i) Assumption 5.(i) holds with respect to the norm in \mathcal{H} ; (ii) Assumptions 5.(ii) to 5.(iv) hold.

Assumption 12. (i) For $\kappa \geq 0$ and $\alpha > 0$, the function $q(\kappa, \alpha)$ in (3.7) satisfies $\alpha^{1/2}\kappa^{-1}q(\kappa, \alpha) \leq O(1)$; (ii) Assumption 8 holds with $\rho \geq 3/2$.

Assumption 11 is similar to Assumption 5. Assumption 12 is needed to deal with the bias term discussed in Remark 1. In particular, Assumption 12.(i) makes that not all types of regularization

methods are applicable in our setting. For example, in the case of ridge regularization, this condition may or may not hold since the conservative upper bound of $\kappa^{-1}q(\kappa, \alpha)$ is given by $O(\alpha^{-1})$. In contrast, all the other aforementioned regularization methods, such as Tikhonov and spectral cut-off, satisfy the condition. Hence, in spite of its popularity in empirical research, the ridge regularization method is less preferred in the current paper.

We here note that Assumption 12.(ii) can be relaxed if the range of \mathcal{V}_j^* , denoted $\text{ran } \mathcal{V}_j^*$, is a subset of the range of \mathcal{K} , denoted $\text{ran } \mathcal{K}$, where \mathcal{V}_j^* is the adjoint of \mathcal{V}_j , defined by $\mathbb{E}[\dot{m}_{2j}(\theta_0, g_i) Z_i \otimes g_{0i}]$. In fact, as we show in the remark below, the closure of $\text{ran } \mathcal{V}_j^*$, denoted $\text{cl}(\text{ran } \mathcal{V}_j^*)$, is always a subset of the closure of $\text{ran } \mathcal{K}$, denoted $\text{cl}(\text{ran } \mathcal{K})$. In addition, $\text{cl}(\text{ran } \mathcal{K})$ (resp. $\text{cl}(\text{ran } \mathcal{K})$) agrees with $\text{ran } \mathcal{V}_j^*$ (resp. $\text{ran } \mathcal{K}$) in the case where Z_i is finite dimensional or can be represented by a finite number of basis functions. Hence, we expect, as the following remark suggests, Assumption 12.(ii) is not restrictive in practice.

Remark 5. Let $\ker \mathcal{K}$ and $(\ker \mathcal{K})^\perp$ denote the kernel of \mathcal{K} and its orthogonal complement space. Then, we have $(\ker \mathcal{K})^\perp = \text{cl}(\text{ran } \mathcal{K})$, and thus, for any $h \in \ker \mathcal{K}$,

$$\langle \mathcal{V}_j h, \mathcal{V}_j h \rangle = \|\mathbb{E}[\dot{m}_{2j}(\theta_0, g_i) g_{0i} \langle Z_i, h \rangle]\|^2 \leq \mathbb{E}[\|\dot{m}_{2j}(\theta_0, g_i) g_{0i}\|^2] \mathbb{E}[\langle Z_i, h \rangle^2] = 0,$$

where the inequality follows from the Cauchy-Schwarz inequality. The last equality is a consequence of Assumption 11 and the definition of $\ker \mathcal{K}$. Thus, $\ker \mathcal{K} \subset \ker \mathcal{V}_j$, which implies $(\ker \mathcal{V}_j)^\perp = \text{cl}(\text{ran } \mathcal{V}_j^*) \subset \text{cl}(\text{ran } \mathcal{K}) = (\ker \mathcal{K})^\perp$. \square

We now present the asymptotic normality result. In contrast with the case in Theorem 2, \mathcal{C}_j in the following theorem is a linear operator from \mathcal{H} to \mathbb{R}^{d_e} and it satisfies $\mathcal{K}^{1/2} \mathcal{C}_j^* = \mathcal{V}_j^*$. We note that \mathcal{C}_j is unique and bounded regardless of the dimension of \mathcal{H} (see Baker 1973, Theorem 1).

Theorem 4. Suppose that $\alpha \rightarrow 0$, $\mu_n^2 \alpha \rightarrow \infty$ and $\sqrt{n} \alpha \rightarrow 0$ as $n \rightarrow \infty$, and Assumptions 6 to 12 are satisfied. Then,

$$\mathcal{W}_{0j}^{-1/2} \sqrt{n} \mathcal{S}'_n (\hat{\theta}_j - \theta_0) \xrightarrow{d} \mathcal{N}(0, I_{2d_e}),$$

for $j \in \{M, N\}$, where $\mathcal{W}_{0j} = (\mathcal{S}_n^{-1} \Gamma_{1,0j} \mathcal{S}'_n)^{-1} \mathcal{J}_j (\mathcal{S}_n^{-1} \Gamma_{1,0j} \mathcal{S}'_n)^{-1}$.

The asymptotic covariance \mathcal{W}_{0j} is nonsingular irrespective of the dimension of Z_i . Thus, we can conduct inference on θ_0 and $c'\theta_0$ as in Remark 3 and 4.

3.3 Estimation of Asymptotic Variances and Average Structural Functions

A consistent estimator of \mathcal{W}_{0j} in Theorems 2 and 4 is essential to conduct inference on θ_0 . As discussed by Chen et al. (2003), a bootstrap method may be applied to do so, but this will be computationally demanding when the dimension of Z_i is very large. This section provides a consistent estimator of \mathcal{W}_{0j} for each j , which is easy to compute in practice.

We let $\hat{\Gamma}_{1,j} = n^{-1} \sum_{i=1}^n \dot{m}_{2j}(\hat{\theta}_j, \hat{g}_{i,\alpha}) \hat{g}_{i,\alpha} \hat{g}'_{i,\alpha}$ and $\hat{\mathcal{J}}_{1,j} = n^{-1} \sum_{i=1}^n m_{1j}^2(\hat{\theta}_j, \hat{g}_{i,\alpha}) \hat{g}_{i,\alpha} \hat{g}'_{i,\alpha}$ where $m_{1M}^2(\theta, g_i) = \dot{m}_{2M}(\theta, g_i)$ and $m_{1N}^2(\theta, g_i) = (y_i - \Phi(g_i'\theta))^2 \phi^2(g_i'\theta)$. Lemmas 6 and 7 in Appendix B show that $\|\mathcal{S}_n^{-1}(\hat{\Gamma}_{1,j} - \Gamma_{1,0j})\mathcal{S}'_n\|_{\text{HS}} = o_p(1)$ and $\|\mathcal{S}_n^{-1}\hat{\mathcal{J}}_{1,j}\mathcal{S}'_n - \mathcal{J}_{1,j}\|_{\text{HS}} = o_p(1)$.

Moreover, let $\widehat{\mathcal{J}}_{2,j} = \widehat{\sigma}_j^2 \widehat{\mathcal{V}}_{jn} \mathcal{K}_{n\alpha}^{-1} \mathcal{K}_n \mathcal{K}_{n\alpha}^{-1} \widehat{\mathcal{V}}_{jn}^*$ where $\widehat{\mathcal{V}}_{jn} = n^{-1} \sum_{i=1}^n m_{2j}(\widehat{\theta}_j, \widehat{g}_{i,\alpha}) Z_i \otimes \widehat{g}_{i,\alpha}$ and $\widehat{\sigma}_j^2 = n^{-1} \sum_{i=1}^n (\widehat{\psi}'_j \widehat{V}_{i,\alpha})^2$. Lemma 8 shows that $\mathcal{S}_n^{-1} \widehat{\mathcal{J}}_{2,j} \mathcal{S}_n^{-1}$ is a consistent estimator of $\mathcal{J}_{2,j}$ under the conditions therein. The following theorem summarizes Lemmas 6 to 8 in Appendix B.

Theorem 5. Let $\widehat{\mathcal{W}}_j = \widehat{\Gamma}_{1,j}^{-1} \widehat{\mathcal{J}}_j \widehat{\Gamma}_{1,j}^{-1}$ where $\widehat{\mathcal{J}}_j = \widehat{\mathcal{J}}_{1,j} + \widehat{\mathcal{J}}_{2,j}$ for $j \in \{M, N\}$. Suppose that the conditions for Theorem 4 hold. Then, $\|\mathcal{S}'_n \widehat{\mathcal{W}}_j \mathcal{S}_n - \mathcal{W}_{0j}\|_{\text{HS}} = o_p(1)$.

Remark 6. We note that interest often lies in how the outcome probability changes according to a change in Y_2 . In practice, this is often measured by two estimates, the average structural function (ASF) and the average partial effect (APE), each of which is given by

$$\text{ASF}(y_2) := \frac{1}{n} \sum_{i=1}^n \Phi(y'_2 \widehat{\beta} + \widehat{V}'_{i,\alpha} \widehat{\psi}) \quad \text{and} \quad \text{APE}(y_2) := \frac{1}{n} \sum_{i=1}^n \phi(y'_2 \widehat{\beta} + \widehat{V}'_{i,\alpha} \widehat{\psi}) \widehat{\beta},$$

see Wooldridge (2010), Blundell and Powell (2004) and Rothe (2009). Using arguments similar to those in the proof of Theorem 3, it can be shown that the ASF (resp. APE) is a consistent estimator of $\mathbb{E}_V[\mathbb{P}(y = 1 | Y_2 = y_2, V)]$ (resp. $\mathbb{E}_V[(\partial \mathbb{P}(y = 1 | Y_2, V) / \partial Y_2)_{Y_2=y_2}]$). \square

4 Simulation Study

4.1 Experiment 1: Gaussian Instrument

In this section, we examine the finite sample performance of our estimators via a Monte Carlo study. The data generating process (DGP) is similar to that in Belloni et al. (2012) and is given as follows:

$$\begin{aligned} y_i &= 1\{y_{2i}\beta_1 + z_{1i}\beta_2 \geq u_i\}, & \begin{bmatrix} u_i \\ v_i \end{bmatrix} &\sim_{\text{iid}} \mathcal{N} \left(\begin{bmatrix} 0 \\ 0 \end{bmatrix}, \begin{bmatrix} \sigma_1^2 & -\rho\sigma_1\sigma_2 \\ -\rho\sigma_1\sigma_2 & \sigma_2^2 \end{bmatrix} \right), \end{aligned} \quad (4.1)$$

where $\beta_1 = 1$, $\beta_2 = -1$, $\rho = 0.6$, and $\sigma_1^2 = 1/(1 - \rho^2)$. Hence, $\eta_i = u_i + \rho\sigma_2^{-1}\sigma_1 v_i \sim_{\text{iid}} \mathcal{N}(0, 1)$. Z_i is decomposed into the exogenous random variable z_{1i} and the $(K-1)$ -dimensional vector of instruments Z_{2i} , and $Z_i \sim_{\text{iid}} \mathcal{N}(0, \Sigma_Z)$ where $\Sigma_Z = [\sigma_z^2 \rho_z^{|i-j|}]$, $\sigma_z^2 = 0.5$ and $\rho_z = 0.7$.

We let $\sigma_2^2 = 1 - \pi' \Sigma_Z \pi$ so that the unconditional variance of y_{2i} becomes 1, and set $\pi = c_* \widetilde{\pi} = c_* (\iota_{\lfloor sK \rfloor}, 0_{K - \lfloor sK \rfloor})'$ where $\lfloor \cdot \rfloor$ denotes the floor function and ι_ℓ is the ℓ -dimensional vector of ones. The parameter s determines how sparse the first-stage coefficient vector is, and we consider sparse ($s=0.2$) and dense ($s=0.8$) cases. The values of c_* are chosen to have specific values for the concentration parameter, $\mu^2 = n\pi' \Sigma_Z \pi / (1 - \pi' \Sigma_Z \pi)$. We in this section consider two different values of μ^2 : $\mu^2 = 30$ and 60. Under the design, the infeasible first-stage F test statistic, given by $\mu^2 / \lfloor sK \rfloor$, ranges from 0.375 to 6.

We in this section use the RCMLE obtained using two different regularization methods: the TRCMLE (Tikhonov) and SRCMLE (spectral cut-off). The results from the RNLSE are similar to those from the RCMLE and hence are omitted. In addition to our estimators, we consider four alternative estimators: the 2SCMLE proposed by Rivers and Vuong (1988), Inf.2SCMLE that will be detailed below, naive probit estimator, and Tikhonov-regularized TSLS (TTLSLS) estimator. As

in the case of the TSLS estimator, the 2SCMLE is expected to be biased when there are a number of instruments. Hence, we compute the 2SCMLE only with the first $\lfloor sK \rfloor$ elements of Z_i and call this estimator the Inf.2SCMLE. This estimator is expected to perform well compared to the 2SCMLE especially in the sparse design where $s = 0.2$. The TTLS estimator that we consider is similar to the estimator proposed by Carrasco (2012) and Carrasco and Tchuente (2015a, 2015b), but it is computed by using the first-stage residual as an additional regressor in the second stage just as the RCMLE and 2SCMLE.¹ This estimator is considered because of the popularity of the linear probability model in empirical studies. As the true parameter of the TTLS is different from that of all the other estimators, we evaluate its performance at $\mathbb{E}[\phi(g'_i\theta)]\beta_1$ so that a reasonable comparison can be made (see Chapter 14 of Cameron and Trivedi, 2005). The regularization parameters α for the aforementioned estimators are chosen to the value that optimizes a cross-validation criterion in the first stage. Specifically, we use the value that minimizes the first-stage mean squared error of ridge regression.² This naive selection criterion is chosen because it is readily available in practice and is easy to compute. Although the following simulation results show that our estimators, computed with this choice of α , work comparably well, this is of course not the best strategy and estimation results can be improved if a better model selection methodology is given. For example, as is done in Section 5, α can be chosen to the value that maximizes the predicted conditional likelihood in the second stage.

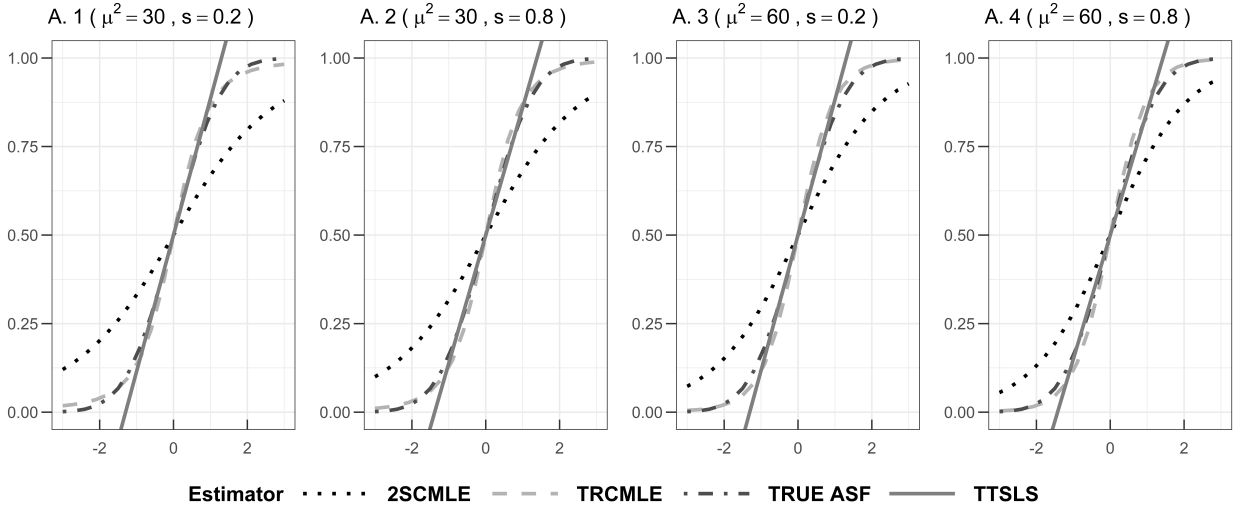


Figure 1: Estimated average structural functions (Gaussian instruments)

Note: The simulation results based on 2,000 replications are reported. $K = 50$ and $n = 200$.

For each estimator, we compute the median bias (Med.Bias) and median absolute deviation (MAD). In addition, following Remark 4, we establish the t test statistic associated with each

¹The variance of this estimator is corrected using the heteroscedasticity-robust covariance estimator HC₁ in MacKinnon and White (1985).

²The parameter space of α is set to $[\|\Sigma_Z\|/(n^{4/5}\delta), \|\Sigma_Z\|/(n^{3/5}\delta)]$ where δ denotes the first-stage F test divided by 10. This is designed to make the lower bound of α be larger when a smaller concentration parameter is given.

Table 1: Simulation results (Gaussian instruments)

n	μ^2	Sparse Signal ($s = 0.2$)			Dense Signal ($s = 0.8$)			
		Med.Bias	MAD	RP	Med.Bias	MAD	RP	
200	30	TRCMLE	0.049	0.279	0.040	0.044	0.252	0.032
		SCRCMLE	-0.156	0.216	0.106	-0.115	0.206	0.087
		Inf.2SCMLE	-0.201	0.197	0.127	-0.462	0.130	0.644
		2SCMLE	-0.548	0.123	0.824	-0.511	0.119	0.771
		Probit	-0.726	0.068	0.808	-0.712	0.069	0.845
		TTLSL	0.039	0.265	0.086	0.032	0.235	0.092
	60	TRCMLE	0.089	0.220	0.032	0.071	0.193	0.036
		SCRCMLE	-0.089	0.171	0.076	-0.071	0.161	0.071
		Inf.2SCMLE	-0.117	0.167	0.095	-0.353	0.116	0.501
		2SCMLE	-0.451	0.115	0.720	-0.405	0.107	0.641
		Probit	-0.707	0.070	0.845	-0.678	0.065	0.901
		TTLSL	0.076	0.195	0.100	0.067	0.169	0.106
400	30	TRCMLE	-0.043	0.230	0.045	-0.021	0.219	0.044
		SCRCMLE	-0.183	0.187	0.114	-0.142	0.190	0.093
		Inf.2SCMLE	-0.199	0.186	0.140	-0.439	0.118	0.652
		2SCMLE	-0.520	0.113	0.837	-0.485	0.115	0.778
		Probit	-0.737	0.046	0.968	-0.728	0.047	0.979
		TTLSL	-0.044	0.222	0.074	-0.025	0.212	0.086
	60	TRCMLE	0.014	0.178	0.038	0.014	0.166	0.050
		SCRCMLE	-0.111	0.151	0.089	-0.088	0.145	0.081
		Inf.2SCMLE	-0.117	0.145	0.087	-0.319	0.108	0.487
		2SCMLE	-0.419	0.101	0.725	-0.370	0.106	0.640
		Probit	-0.730	0.045	0.976	-0.712	0.047	0.991
		TTLSL	0.013	0.173	0.080	0.014	0.157	0.100

Notes: The simulation results based on 2,000 replications are reported. Each cell reports the median bias (Med.Bias), median absolute deviation (MAD), and rejection probability at 5% significance level (RP).

estimator and then test the null hypothesis $H_0 : \beta_1 = 1$. For each test, the rejection rate is computed at 5% significance level and is reported in the column labeled “RP” in Table 1. Figure 2 reports the estimated ASFs.

In Table 1, the TRCMLE and SCRCMLE outperform the 2SCMLE and Inf.2SCMLE. Specifically, the 2SCMLE is severely biased, and the test associated with this estimator is over-sized. On the other hand, the TRCMLE has smaller median bias and correct size for most cases in Table 1. The SCRCMLE also has small median bias and the correct size compared to the 2SCMLE, although its performance is dominated by that of the TRCMLE. We also note that the performance of the SCRCMLE is related to the DGP under which every instrument is equally important; the SCRCMLE can produce better estimation results when the DGP is driven by a few factors, see Section 4.2.

Table 1 also shows that the Inf.2SCMLE tends to have small median bias and the t test associated with this estimator appears to have correct size when the signal is sparse ($s = 0.2$) and strong ($\mu^2 = 60$), but it does not perform well in the case where the signal is either dense ($s = 0.8$) or weak ($\mu^2 = 30$). The distortion in the dense design seems to be related to the many instruments bias; for example, the Inf.2SCMLE is computed with 40 instruments when the signal is dense. Meanwhile, the distortion in the case where $\mu^2 = 30$ suggests that Rivers and Vuong’s (1988) 2SCMLE is not be reliable in such a case. This is consistent with the simulation results reported in Figure 1; in the figure, the ASFs of the 2SCMLE shift toward those of the probit estimator as the concentration parameter decreases.

We also note that, although the TTSLs estimator presents median bias close to that of the TRCMLE, the test associated with the TTSLs estimator is over-sized for all cases in Table 1. Furthermore, as shown in Figure 1, this estimator does not provide good estimates of the ASFs especially at the boundaries of y_2 . In contrast, the reported ASFs associated with the TRCMLE are very close to the true ASFs even at the boundaries.

Lastly, we examine the performance of the aforementioned estimators in various simulation designs. The DGP is identical to the above, and we focus on three estimators: the TRCMLE, 2SCMLE, and probit estimator. In the first experiment, we change the number of instruments from 10 to 100 while fixing s and μ^2 to 0.5 and 50, respectively. In the next experiment, we set $K = 50$ and $\mu^2 = 50$ and then change s from 0.1 to 1. In the last experiment, we set $K = 50$ and $s = 0.5$ and then change μ^2 from 25 to 250. The sample size is fixed to 200.

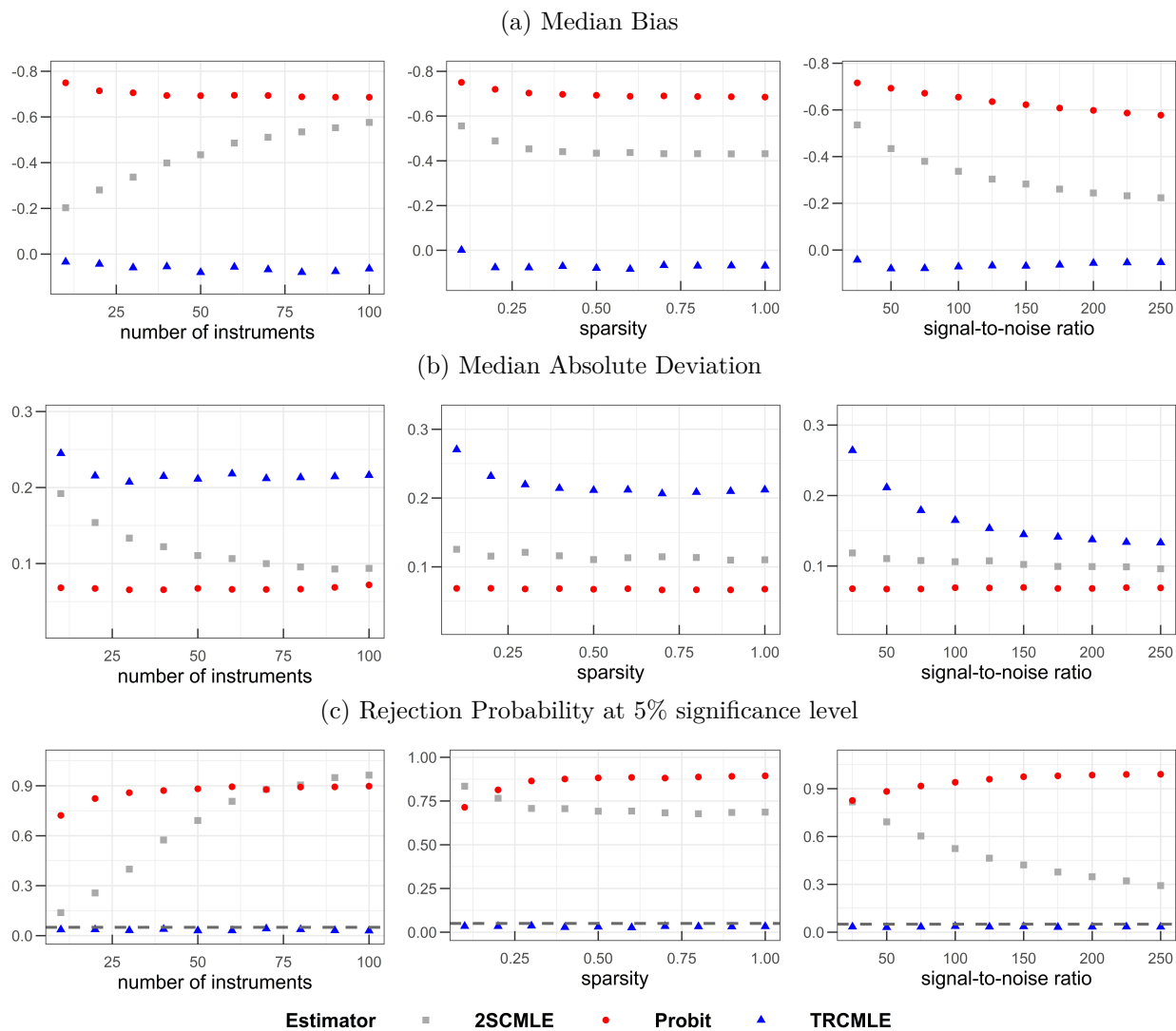
In Figure 2, we report the median bias, median absolute deviation, and rejection probability of each estimator at different values of μ^2 , K , and s . The TRCMLE shows the smallest median bias and the t test associated with this estimator appears to have correct size in all the cases we consider. In addition, we see that, as the number of instruments increases, the 2SCMLE and the probit estimator perform similarly; this may not be surprising, since, in the linear model, it is known that the TSLS estimator shifts substantially toward the OLS estimator as the number of instruments grows. The 2SCMLE and the probit estimator tends to be closer as the value of μ^2 decreases. Meanwhile, it seems that the 2SCMLE does not change much regardless of the value of s .

4.2 Factor Model

In this section, we consider a simulation design similar to that in Carrasco (2012, Section 6). Specifically, we assume that only an auxiliary instrumental variable, denoted $\tilde{Z}_i \in \mathbb{R}^{\tilde{K}}$, can be observed instead of the true instrument $Z_i \in \mathbb{R}^K$. Let M be a $\tilde{K} \times K$ matrix consisting of random elements that are independently drawn from the uniform distribution on $[-1, 1]$. This matrix is fixed across simulations, and we let $\tilde{Z}_i = MZ_i + \tilde{V}_i$ where $\tilde{V}_i \sim_{\text{iid}} \mathcal{N}(0, \tilde{\sigma}^2 I_{\tilde{K}})$ and $\tilde{\sigma} = 0.3$. The measurement error \tilde{V}_i is independent of u_i and V_i . In this section, $K = 5$ and \tilde{K} is either 30 or 100. Moreover, $s = 1$, $\rho_z = 0$, and $\sigma_z = 1$ for $\mu^2 = 30$ and 60.

The Inf.2SCMLE is computed using the true instrumental variable, while the others are computed using \tilde{Z}_i . The simulation results are reported in Table 2 (the estimated ASFs are similar to

Figure 2: Simulation results for different parameter values



Notes: The simulation results based on 2,000 replications are reported. The default values of K , s and μ^2 are 50, [0.5], and 50. Each figure presents the median bias (top), median absolute deviation (middle), and rejection probability at 5% significance level (bottom) of the TRCMLE, 2SCMLE, and probit estimator. The dashed lines indicate the nominal size, 0.05.

those in Figure 2 and hence are omitted). The results are similar to those in Section 4.1; the TRCMLE presents considerably small median bias, and the test associated with the estimator has good size control in most cases. The results from the SCRCMLE are significantly improved compared to those in Table 1; this is because the new DGP is driven by a few factors. As the Inf.2SCMLE is computed using the true instrumental variable, this estimator performs considerably well. On the other hand, the 2SCMLE has substantially large median bias and poor size control; in particular, the median bias of this estimator increases as much as that of the probit estimator when $\tilde{K} = 100$, which is consistent with the simulation results in Section 4.1.

In our unreported simulations, we also examine the case where Z_i is given by a vector of dummy

Table 2: Simulation results (Factor model)

n	μ^2	$\widetilde{K} = 30$			$\widetilde{K} = 100$			
		Med.Bias	MAD	RP	Med.Bias	MAD	RP	
200	30	TRCMLE	-0.048	0.246	0.054	-0.077	0.236	0.057
		SCRCMLE	-0.074	0.238	0.058	-0.081	0.234	0.056
		Inf.2SCMLE	-0.077	0.231	0.063	-0.081	0.234	0.058
		2SCMLE	-0.436	0.154	0.482	-0.655	0.094	0.978
		Probit	-0.721	0.071	0.767	-0.721	0.069	0.760
		TTSLS	-0.064	0.226	0.089	-0.092	0.218	0.089
	60	TRCMLE	-0.012	0.200	0.048	-0.032	0.180	0.050
		SCRCMLE	-0.033	0.193	0.053	-0.028	0.179	0.048
		Inf.2SCMLE	-0.027	0.194	0.050	-0.026	0.178	0.050
		2SCMLE	-0.323	0.139	0.349	-0.594	0.096	0.961
		Probit	-0.702	0.071	0.835	-0.701	0.073	0.806
		TTSLS	-0.030	0.178	0.087	-0.047	0.161	0.086
400	30	TRCMLE	-0.068	0.215	0.062	-0.088	0.226	0.072
		SCRCMLE	-0.086	0.208	0.066	-0.093	0.223	0.073
		Inf.2SCMLE	-0.080	0.210	0.067	-0.091	0.224	0.073
		2SCMLE	-0.427	0.142	0.497	-0.631	0.090	0.986
		Probit	-0.732	0.050	0.954	-0.738	0.049	0.959
		TTSLS	-0.069	0.216	0.087	-0.097	0.220	0.094
	60	TRCMLE	-0.038	0.162	0.056	-0.040	0.173	0.062
		SCRCMLE	-0.049	0.161	0.061	-0.045	0.173	0.064
		Inf.2SCMLE	-0.045	0.159	0.060	-0.048	0.173	0.066
		2SCMLE	-0.308	0.124	0.379	-0.550	0.087	0.970
		Probit	-0.720	0.051	0.970	-0.725	0.048	0.970
		TTSLS	-0.034	0.157	0.085	-0.060	0.170	0.093

Notes: The simulation results based on 2,000 replications are reported. Each cell reports the median bias (Med.Bias), median absolute deviation (MAD), and rejection probability at 5% significance level (RP).

variables and their interactions with other covariates. The overall simulation results are very similar to those in Tables 1 and 2, and hence are omitted.

In sum, the simulation results in this section show that our estimators perform well when a large number of, possibly weak, instruments are available. In particular, the TRCMLE reports good performance regardless of the DGP compared to the other estimators.

5 Empirical Example: Bastian and Micheltore (2018)

The EITC, which becomes the largest cash-transfer program in the U.S., is designed to increase labor supply and benefit low-income families with children. Recent studies on the EITC have shown that the program has a considerable impact on its recipients (see, e.g., Meyer and Rosenbaum, 2001; Eissa and Hoynes, 2004) and their children (see, e.g., Dahl and Lochner, 2012).

In particular, Bastian and Micheltore (2018) provide empirical evidence that an increase in

EITC exposure has a positive impact on family earnings, which consequently leads to increases in children’s long-term academic achievement. We in this section extend their work with taking the following issues into consideration. First, the first-stage F statistics reported in Table 5 of [Bastian and Micheltore \(2018\)](#) are between 3.2 and 5.1, which suggests that their instrumental variables, measures of EITC exposure, might be weak. Moreover, as we detailed in Example 1, the linear probability model used in the article is not recommended from a theoretical perspective. Therefore, to complement [Bastian and Micheltore’s \(2018\)](#) results, we first employ additional instruments; this is for (i) allowing EITC exposure to have heterogeneous effects on family income depending on the state of residence and (ii) increasing estimation efficiency. Then, we apply the proposed estimation method that remains valid in the presence of many weak instruments.

We use the data of [Bastian and Micheltore \(2018\)](#) from the 1968-2013 waves of the Panel Study of Income Dynamics (PSID). Please refer to [Bastian and Micheltore \(2018\)](#) for a detailed description on the data. Our model of interest is similar to theirs and is given as follows,

$$y_i = 1\{\beta_0 + I_i'\beta_1 + W_{1i}'\beta_2 + W_{2i}'\beta_3 \geq u_i\}, \quad I_i = \pi_0 + Z_i'\pi_1 + W_{1i}'\pi_2 + W_{2i}'\pi_3 + V_i, \quad (5.1)$$

where $I_i = (I_{i,(0-5)}, I_{i,(6-12)}, I_{i,(13-18)})'$ and each $I_{i,(a)}$ is the family income for individual i at each age interval a . The outcome variable y_i is 1 if individual i is a college graduate and 0 otherwise.³ W_{1i} is an 11-dimensional vector of personal characteristics: age, age square, the number of siblings at age 18, and indicators for black, Hispanic, female, ever-married parents, and whether the individual’s mother and father completed high school or are at least some college-educated. W_{2i} , which is measured at age 18, is state-by-year economic indicators: per capita GDP, the unemployment rate, the top marginal income tax rate, the minimum wage, maximum welfare benefits, spending on higher education, and tax revenue.⁴ All the continuous variables are standardized.

We consider two sets of instruments. In the first model, we follow [Bastian and Micheltore \(2018\)](#) and let Z_i be $(\text{EITC}_{i,(0-5)}, \text{EITC}_{i,(6-12)}, \text{EITC}_{i,(13-18)})'$, where $\text{EITC}_{i,(a)}$ is the standardized measure of EITC exposure of individual i at each age interval a .⁵ As EITC exposure is measured in childhood and adolescent years, this could affect children’s long-term educational attainment only through I_i , see [Bastian and Micheltore \(2018\)](#) for more discussions on the validity of these instruments. In the second model, we employ interactions of the measures of EITC exposure with 47 state-of-residence dummies (observed in the sample) as additional instruments. The number of instruments in the second model is 144. The sample size is 2,654.

Before estimating the model in (5.1), we apply [Frazier et al.’s \(2020\)](#) distorted J test to see whether our instruments are weak in the sense of [Staiger and Stock \(1997\)](#). This is needed to

³College graduation is evaluated by age 26. See [Bastian and Micheltore \(2018\)](#) for details.

⁴In contrast with [Bastian and Micheltore \(2018\)](#), we do not include the state, year, and cohort fixed effects in order to avoid a large number of explanatory variables in the second stage. As it will be detailed below, such a large number of explanatory variables in the second stage is not the situation that we consider.

⁵The measures of EITC exposure and family income are in thousands of 2013 dollars and discounted at a 3% annual rate from age 18. A detailed description can be found in [Bastian and Micheltore \(2018\)](#).

ensure that the conditions in Theorem 4 are satisfied. However, before applying the test, we need to take into account that Frazier et al.’s (2020) test is not suitable to the case where (i) the (sample) covariance of instruments is nearly singular and (ii) multiple endogenous variables are present. Hence, we apply the test only in the first model in which the condition number of the sample covariance matrix is pretty small. In addition, the test is implemented separately for each age interval a after replacing I_i in (5.1) with $I_{i(a)}$. The computed distorted J tests are respectively 37.15, 21.81, and 42.76 for each of the age intervals 0-5, 6-12, and 13-18, and the critical value at 5% significance level is $\chi_{0.95}^2(4) \approx 9.48$.⁶ Therefore, the testing results indicate that our model is not weakly identified in the sense of Staiger and Stock (1997).

We now apply our estimation method and compare the results with those from other estimators. In this section, we consider Tikhonov and spectral cut-off regularization methods, and, for each of them, we choose the regularization parameter α using the 5-fold cross-validation procedure.⁷ We present the results from the TRCMLE, SCRCMLE, Rivers and Vuong’s (1988) 2SCMLE, and probit estimator in Table 3 (the results from the RNLSE are similar to those from the RCMLE and hence are omitted). In addition, we consider another estimator obtained using the Lasso procedure proposed by Belloni et al. (2012). To compute this estimator, we first select a set of instruments that are associated with nonzero first-stage coefficient using the Lasso procedure. We then compute the first-stage fitted values and residuals using the selected set of instruments. Lastly, a linear model, in which the fitted values and residuals are used as regressors, is estimated. We consider this estimation strategy because of the popularity of the variable selection procedure in empirical research. We report the results in the column labeled “Lasso” in Table 3.

Table 3 shows that, in the case where only three instruments are used, there is no big difference in β_1 estimates obtained using our and Rivers and Vuong’s (1988) approaches. However, the 2SCMLE and RCMLE report substantially different estimates in the second model. To be specific, we see that the TRCMLE and SCRCMLE report similar estimates of β_1 irrespective of the dimension of Z_i . On the other hand, the 2SCMLE substantially shifts toward the probit estimator when the 144-dimensional instrumental variable is used. This is consistent with our simulation results in Section 4. Moreover, we note that all the instrumental variable estimators report smaller standard errors in the second model, which implies that the 144-dimensional instrumental variable involves additional information that is useful for predicting the family income.

A similar result can be found in Figure 3 in which the estimated probability of college completion depending on the family income in each age interval is reported. For ease of explanation, let μ_a (resp. σ_a) denote the sample mean (resp. standard deviation) of $I_{i(a)}$. Then, Figure 3 shows how the probability varies as the family income $I_{i(a)}$ changes from $\mu_a - \sigma_a$ to $\mu_a + \sigma_a$ when the other

⁶To conduct the test proposed by Frazier et al. (2020), we set the perturbation to $\widehat{\psi}/\log(\log(n))$. The vectors in a_i and b_i in Frazier et al. (2020) are given by $(I_{i(a)}, W'_{1i}, W'_{2i}, 0'_k)'$ and $(0'_k, 1, W'_{1i}, W'_{2i})'$ where $k = \dim(W_{1i}) + \dim(W_{2i}) + \dim(Z_i) + 1 = 23$.

⁷To be specific, α is chosen to the value that maximizes the sample mean of the conditional likelihood in the second stage.

Table 3: Effects of family earnings on college completion

Variables	TRCMLE	SCRCMLE	2SCMLE	Lasso	Probit
Model 1 ($\dim(Z_i) = 3$)					
$I_{i,(0-5)}$	1.8495*** (0.7006)	1.4467*** (0.5346)	1.4692*** (0.4508)	0.2687*** (0.0656)	0.1051** (0.0488)
$I_{i,(6-12)}$	-3.7947*** (1.3362)	-2.7713*** (0.9881)	-2.6522*** (0.8513)	-0.4040*** (0.1170)	0.2077*** (0.0698)
$I_{i,(13-18)}$	3.0961*** (1.0829)	2.5511*** (0.8671)	1.9748*** (0.7103)	0.3067*** (0.0862)	0.0611 (0.0505)
Exogeneity Test	-0.8517*** (0.2806)	-0.8918*** (0.2936)	-0.4490** (0.2188)	-2.6682*** (0.0276)	
Model 2 ($\dim(Z_i) = 144$)					
$I_{i,(0-5)}$	1.6431*** (0.5544)	1.4683*** (0.5151)	0.3814** (0.1838)	0.1707*** (0.0448)	0.1051** (0.0488)
$I_{i,(6-12)}$	-3.3371*** (0.9896)	-2.8344*** (0.9599)	-0.3629 (0.2717)	-0.2691*** (0.0779)	0.2077*** (0.0698)
$I_{i,(13-18)}$	2.8828*** (0.8333)	2.5115*** (0.8045)	0.5327** (0.2089)	0.2648*** (0.0645)	0.0611 (0.0505)
Exogeneity Test	-0.8218*** (0.2504)	-0.8401*** (0.2721)	-0.2230* (0.1249)	-2.6705*** (0.0273)	

Note: In parentheses, we report standard error of each estimator. Significance *** $p < 0.01$, ** $p < 0.05$, and * $p < 0.1$.

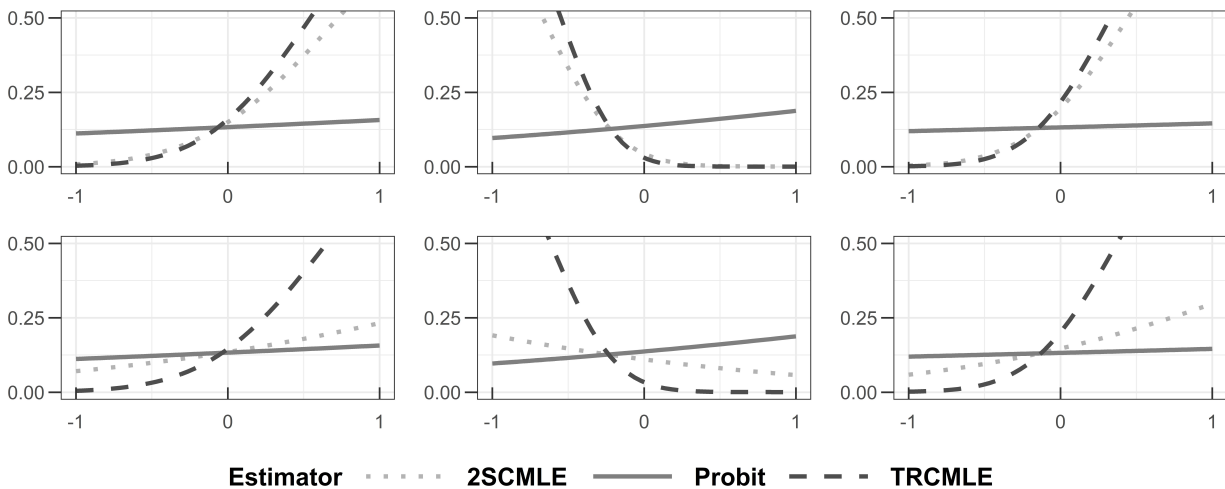
variables are fixed to their medians. In the figure, we see that the probability of college completion computed with the 2SCMLE substantially shifts toward that computed with the probit estimator. In contrast, the probability of college completion computed with the TRCMLE seems to be robust to changes in the number of instruments. Such a convergence between the 2SCMLE and probit estimator can also be found in Table 4 and Figure 4 in Appendix C.

We now focus on the estimates computed using the Lasso procedure. As we mentioned in Section 4, the parameter of interest in the linear probability model is different from that in the binary response model. Therefore, to make a reasonable comparison between the coefficient estimates, we report the estimated APEs of each estimator in Table 4 in Appendix C. However, in both tables, we see that the estimates computed using the variable selection procedure get biased toward the probit estimates when a large number of instruments are used. In fact, the Lasso procedure may not be suitable to this example because of the reason mentioned in Section 2.1 and the fact that the eigenvalues of the sample covariance of Z_i decay to zero slowly.

We also conduct the exogeneity test as explained in Remark 4. The estimates of $\iota'_3\psi$ and their standard errors are reported in Table 3. In spite of different $\iota'_3\psi$ estimates, all the results in Table 3 reject the null of exogeneity at 1% significance level. This explains the differences in coefficient estimates of β_1 from the instrumental variable estimators and the probit estimator.

Lastly, we note that the estimation results in Table 3 are similar to the findings of Bastian

Figure 3: Estimated Average Structural Functions



Note: Each figure is the estimated average structural function (ASF) that reports the probability of college completion according to family earnings in the age interval 0-5 (left), 6-12 (middle), and 13-18 (right).

and [Michelmore \(2018\)](#); increases in family income between age 13 and 18 have a positive impact on college completion in their early adulthood. We note that [Bastian and Michelmore \(2018\)](#) also find a similar positive effect, but their estimates, reported in column 3 of Table 6 in [Bastian and Michelmore \(2018\)](#), are not significant. This discrepancy may be from differences between our and their estimation strategies; in addition to the different models of interest, we do not include the high-dimensional fixed effects considered in [Bastian and Michelmore \(2018\)](#) to avoid a large number of explanatory variables in the second stage; the use of such a large number of explanatory variables can result in the failure of Assumption 11, which is not desirable in our setting. Table 3 also reports a positive (resp. negative) impact of an increase in family income between birth and age 5 (resp. family income between age 6 and 12 years) on college completion. These mixed signs of coefficients are also found in [Bastian and Michelmore \(2018\)](#) when the dependent variable is given by high school completion and employment status. As mentioned by the authors, this phenomenon is associated with cross-age correlations in EITC exposure, and it complicates interpretations of the coefficient estimates.

6 Conclusion

This paper proposes a conditional maximum likelihood estimator and a nonlinear least square estimator to resolve the issue of many weak instruments in the binary response model. The suggested estimators are obtained by employing regularization schemes for dealing with near singularity of the sample covariance of instrumental variables. The estimators are easy to compute and have good asymptotic properties. A Monte Carlo study suggests that our estimators outperform the conventional estimators for the endogenous binary response model in the case where there are many weak instruments. We also apply our estimators to examine the effect of family income in

childhood and adolescent years on college completion. This example shows that our estimators are robust to many instruments.

Appendix A: Proofs

Since Theorems 1 and 2 are special cases of Theorems 3 and 4, we only prove Theorem 3 and 4. Beforehand, to facilitate the following discussions, we here introduce a few notations. For any $a \in \mathbb{R}$, $\tilde{\phi}(a)$ denotes the inverse Mill's ratio given by $\tilde{\phi}(a) = \phi(a)/\Phi(a)$. In addition, for a linear operator $\mathcal{A} : \mathcal{H} \rightarrow \mathcal{H}$, $\|\mathcal{A}\|_{\text{op}}$ denotes its operator norm that is given by $\|\mathcal{A}\|_{\text{op}} = \sup_{\|h\| \leq 1} \|\mathcal{A}h\|$. The Hilbert-Schmidt norm of \mathcal{A} is denoted by $\|\mathcal{A}\|_{\text{HS}}$, i.e., $\|\mathcal{A}\|_{\text{HS}} = (\sum_{j=1}^{\infty} \langle \mathcal{A}^* \mathcal{A} \zeta_j, \zeta_j \rangle)^{1/2}$ where $\{\zeta_j\}_{j \geq 1}$ is a set of orthonormal basis of \mathcal{H} . We have $\|\mathcal{A}h\| \leq \|\mathcal{A}\|_{\text{op}} \|h\|$ and $\|\mathcal{A}\|_{\text{op}} \leq \|\mathcal{A}\|_{\text{HS}}$.

Proof of Theorem 3. As the compactness of Θ and the identification condition of θ_0 are given in Assumption 3, we focus on the proof of the uniform convergence between \mathcal{Q}_{jn} and \mathcal{Q}_j . To this end, let $\tilde{\mathcal{Q}}_{jn}(\theta, g_i) = \frac{1}{n} \sum_{i=1}^n m_j(\theta, g_i)$ that is an auxiliary objective function associated with \mathcal{Q}_j . Then, by the dominated convergence theorem and Assumption 7, we have $\sup_{\theta} |\tilde{\mathcal{Q}}_{jn} - \mathcal{Q}_j| \leq o_p(1)$ for $j \in \{M, N\}$. Thus, by the triangular inequality, the consistency of $\hat{\theta}_j$ can be obtained by proving the uniform convergence between $\tilde{\mathcal{Q}}_{jn}$ and \mathcal{Q}_{jn} .

For the RNLSE, we found that $\sup_{\theta \in \Theta} |\tilde{\mathcal{Q}}_{Nn}(\theta, g_i) - \mathcal{Q}_{Nn}(\theta, \hat{g}_{i,\alpha})| \leq c \frac{1}{n} \sum_{i=1}^n \|\mathcal{S}_n^{-1}(\hat{g}_{i,\alpha} - g_i)\|$ for some constant c , where the inequality follows from the boundedness and Lipschitz continuity of $\Phi(\cdot)$. Analogously, using the Lipschitz continuity of $\tilde{\phi}(\cdot)$, mean-value theorem, and triangular inequality, $\sup_{\theta \in \Theta} |\tilde{\mathcal{Q}}_{Mn}(\theta, g_i) - \mathcal{Q}_{Mn}(\theta, \hat{g}_{i,\alpha})| \leq c(\frac{1}{n} \sum_{i=1}^n \|\mathcal{S}_n^{-1}(\hat{g}_{i,\alpha} - g_i)\|^2)^{1/2}$. Therefore, it suffices to show that $\frac{1}{n} \sum_{i=1}^n \|\mathcal{S}_n^{-1}(\hat{g}_{i,\alpha} - g_i)\|^2 = o_p(1)$ to prove the uniform convergence between $\tilde{\mathcal{Q}}_{jn}(\theta, g_i)$ and $\mathcal{Q}_{jn}(\theta, g_i)$. These can be shown using the two inequalities to be given.

First of all, by using the spectral decomposition of $\mathcal{K}_{n\alpha}^{-1}$,

$$\begin{aligned} \frac{1}{n} \sum_{i=1}^n \|\Pi_0(\mathcal{K}_n \mathcal{K}_{n\alpha}^{-1} - \mathcal{I})Z_i\|^2 &= \frac{1}{n} \sum_{i=1}^n \left\| \sum_{j=1}^{\infty} (q(\hat{\kappa}_j, \alpha) - 1) \langle Z_i, \hat{\varphi}_j \rangle \Pi_0 \hat{\varphi}_j \right\|^2 \\ &= \sum_{j,k=1}^{\infty} (q(\hat{\kappa}_j, \alpha) - 1)(q(\hat{\kappa}_k, \alpha) - 1) \langle \hat{\varphi}_k, \mathcal{K}_n \hat{\varphi}_j \rangle \langle \Pi_0 \hat{\varphi}_j, \Pi_0 \hat{\varphi}_k \rangle \\ &= \sum_{\ell=1}^{d_e} \sum_{j=1}^{\infty} \hat{\kappa}_j (q(\hat{\kappa}_j, \alpha) - 1)^2 \langle \hat{\varphi}_j, \pi_{\ell,0} \rangle^2 \leq \sup_j \hat{\kappa}_j^{2\rho+1} (1 - q(\hat{\kappa}_j, \alpha))^2 \sum_{\ell=1}^{d_e} \sum_{j=1}^{\infty} \frac{\langle \hat{\varphi}_j, \pi_{\ell,0} \rangle^2}{\hat{\kappa}_j^{2\rho}} \end{aligned} \quad (\text{A.1})$$

where the equalities follow from the definition of \mathcal{K}_n , $\mathcal{K}_{n\alpha}^{-1}$ and the orthogonality of $\{\hat{\varphi}_j\}$. The last term of (A.1) is $O_p(\alpha^{(2\rho+1)/2})$ by Assumptions 8 and 9.⁸

Next, let $\mathcal{K}_n^{1/2} = \sum_{j=1}^{\infty} \hat{\kappa}_j^{1/2} \hat{\varphi}_j \otimes \hat{\varphi}_j$. Then, the following inequality holds by the definition of

⁸To be specific, Carrasco (2012) shows that $\sup_j \hat{\kappa}_j^{(2\rho+1)/2} (1 - q(\hat{\kappa}_j, \alpha))$ is bounded by $O_p(\alpha^{(2\rho+1)/4})$ for spectral cut-off and $O_p(\alpha^{\min\{(2\rho+1)/4, 1\}})$ for Tikhonov regularization, and therefore,

$$\sup_j \hat{\kappa}_j^{2\rho+1} (q(\hat{\kappa}_j, \alpha) - 1)^2 \leq (\sup_j \hat{\kappa}_j^{(2\rho+1)/2} (q(\hat{\kappa}_j, \alpha) - 1))^2 \leq O_p(\alpha^{\min\{(2\rho+1)/2, 2\}}). \quad (\text{A.2})$$

$\|\cdot\|_{\text{HS}}$, Assumptions 6, 9, and Theorem 2.7 of Bosq (2000).

$$\begin{aligned} \frac{1}{n} \sum_{j=1}^n \left\| \frac{1}{\sqrt{n}} \sum_{i=1}^n (\mathcal{K}_{n\alpha}^{-1} Z_i \otimes S_n^{-1} V_i) Z_j \right\|^2 &= \left\| S_n^{-1} \left(\frac{1}{\sqrt{n}} \sum_{i=1}^n Z_i \otimes V_i \right) \mathcal{K}_{n\alpha}^{-1} \mathcal{K}_n^{1/2} \right\|_{\text{HS}}^2 \\ &\leq \|S_n^{-1}\|_{\text{op}}^2 \left\| \mathcal{K}_{n\alpha}^{-1} \mathcal{K}_n^{1/2} \right\|_{\text{op}}^2 \sum_{\ell=1}^{d_e} \left\| \frac{1}{\sqrt{n}} \sum_{i=1}^n Z_i V_{i\ell} \right\|^2 \leq \frac{c}{\mu_m^2 \alpha} \sup_j \frac{\alpha q^2(\hat{\kappa}_j, \alpha)}{\hat{\kappa}_j}, \end{aligned} \quad (\text{A.3})$$

for some positive constant c . We note that $\sup_j \alpha q^2(\hat{\kappa}_j, \alpha)/\hat{\kappa}_j \leq \sup_j \alpha q(\hat{\kappa}_j, \alpha)/\hat{\kappa}_j \leq O_p(1)$ by Assumption 9.⁹

Therefore, from (A.1) and (A.3), we found that

$$\begin{aligned} \frac{1}{n} \sum_{i=1}^n \|S_n^{-1}(\hat{g}_{i,\alpha} - g_i)\|^2 &\leq \frac{c}{n} \sum_{i=1}^n \|\Pi_0 \mathcal{K}_n \mathcal{K}_{n\alpha}^{-1} Z_i - \Pi_0 Z_i\|^2 + \frac{c}{n} \sum_{j=1}^n \left\| \frac{1}{\sqrt{n}} \sum_{i=1}^n \langle \mathcal{K}_{n\alpha}^{-1} Z_i, Z_j \rangle S_n^{-1} V_i \right\|^2 \\ &\leq c \sup_j \hat{\kappa}_j^{2\rho+1} (1 - q(\hat{\kappa}_j, \alpha))^2 \sum_{\ell=1}^{d_e} \sum_{j=1}^{\infty} \frac{\langle \hat{\varphi}_j, \pi_{\ell,0} \rangle^2}{\hat{\kappa}_j^{2\rho}} + \frac{c}{\mu_m^2 \alpha} \sup_j \frac{\alpha q(\hat{\kappa}_j + \alpha)}{\hat{\kappa}_j} \leq O_p(\alpha^{\frac{(2\rho+1)}{2}}) + O_p(1/(\mu_m^2 \alpha)). \end{aligned}$$

Hence, given that the conditions in Theorem 3 hold, $\sup_{\theta \in \Theta} |\mathcal{Q}_{jn}(\theta, \hat{g}_{i,\alpha}) - \mathcal{Q}_j(\theta, g_i)| = o_p(1)$. \square

Proof of Theorem 4. Theorem 4 is obtained by applying Theorem 2 of Chen et al. (2003) to $S_n^{-1} \partial \mathcal{Q}_1(\theta, \mathcal{G}_i(\Pi)) / \partial \theta$. Lemmas 3-5 verify the primitive conditions in Chen et al. (2003). \square

Proof of Theorem 5. Theorem 5 is a consequence of Lemmas 6-8 and Slutsky's theorem. \square

Appendix B: Lemmas

We hereafter let \mathcal{H}^r denote the Cartesian product of r copies of \mathcal{H} equipped with the inner product $\langle h_1, h_2 \rangle = \sum_{j=1}^r \langle h_{1j}, h_{2j} \rangle$ and its induced norm $\|h_1\| = (\sum_{j=1}^r \langle h_{1j}, h_{1j} \rangle)^{1/2}$ for $h_1 = (h_{11}, \dots, h_{1r})'$ and $h_2 = (h_{21}, \dots, h_{2r})'$. Moreover, \mathcal{T}_i denotes the operator from \mathcal{H}^{d_e} to \mathbb{R}^{d_e} given by

$$\mathcal{T}_i = \begin{bmatrix} \langle \cdot, Z_i \rangle & 0 & 0 & \dots & 0 \\ 0 & \langle \cdot, Z_i \rangle & 0 & \dots & 0 \\ \vdots & \vdots & \ddots & & \vdots \\ 0 & 0 & \dots & & \langle \cdot, Z_i \rangle \end{bmatrix}.$$

Hence, for any $\Pi : \mathcal{H} \rightarrow \mathbb{R}^{d_e}$ and $\pi = (\Pi^* e_1, \dots, \Pi^* e_{d_e})' \in \mathcal{H}^{d_e}$, we have $\Pi Z_i = \mathcal{T}_i \pi$. Then, if we let $\mathcal{G}_i(\pi) = ((\mathcal{T}_i \pi)', (Y_{2i} - \mathcal{T}_i \pi)')' = ((\Pi Z_i)', (Y_{2i} - \Pi Z_i)')$, g_i and \hat{g}_i can be understood as the function

If we consider ridge regularization, it can be shown that

$$\sup_j \hat{\kappa}_j^{2\rho} (1 - q(\hat{\kappa}_j, \alpha))^2 \leq \sup_j \alpha^2 \frac{\hat{\kappa}_j^{2\rho}}{\hat{\kappa}_j^2 + \alpha^2} \leq O_p(\alpha^{\min\{2, 2\rho\}})$$

where the first inequality follows from the non-negativity of $\{\hat{\kappa}_j\}$ and α . The second is from the fact that $\kappa^\rho/(\kappa + \alpha^2)$ is strictly increasing in κ if $\rho > 1$, and is maximized at $\kappa = \alpha^2 \rho / (1 - \rho)$ if $\rho \in (0, 1]$. Hence, the last term of (A.1) is bounded by $O_p(\alpha^\rho)$ where its rate of convergence could depend on the regularization scheme.

⁹We here note that (A.3) is bounded by $c/(\mu_m^2 \sqrt{\alpha})$ under Assumption 12 for a later use.

$\mathcal{G}_i(\cdot)$ evaluated at $\pi_n = (\Pi_n^* e_1, \dots, \Pi_n^* e_{d_\ell})'$ and $\hat{\pi}_\alpha = (\hat{\Pi}_\alpha^* e_1, \dots, \hat{\Pi}_\alpha^* e_{d_\ell})'$, respectively.

Note that Condition 2.1 of [Chen et al. \(2003\)](#) holds by the definition of $\hat{\theta}_j$. Lemmas 1 and 2 provide Conditions (2.2)-(2.4) in [Chen et al. \(2003\)](#) that are adapted to our setting. It can be easily shown that their Theorem 2 still holds under these alternative conditions, by slightly modifying the proof given in [Chen et al. \(2003\)](#). In the following, $\mathcal{M}_j(\theta, g_i) = \partial \mathcal{Q}_j(\theta, g_i) / \partial \theta$.

Lemma 1. *Suppose that the conditions for Theorem 4 hold, and let $\Theta_\delta = \{\theta \in \Theta : \|\theta - \theta_0\| \leq \delta\}$. Then the following holds for $j \in \{M, N\}$.*

(1.1) *The second derivative $\Gamma_{1,j}(\theta, g_i)$ in θ of $\mathcal{M}_j(\theta, g_i)$ exists for $\theta \in \Theta_\delta$, and is continuous at $\theta = \theta_0$. Let $\Gamma_{1,0j} \equiv \Gamma_{1,j}(\theta_0, g_i)$ and then $\mathcal{S}_n^{-1} \Gamma_{1,0j} \mathcal{S}_n'^{-1}$ is nonsingular.*

(1.2) *Let $\mathbb{L}_{\delta_n} = \{\pi \in \mathcal{H}^{d_e} : \|\pi - \pi_n\|_{d_e} \leq \mu_m \delta_n / \sqrt{n}\}$ for some $\delta_n > 0$ and $\pi_n = (\Pi_n^* e_1, \dots, \Pi_n^* e_\ell)$. For $\theta \in \Theta_\delta$, the Fréchet derivative $\Gamma_{2,j}(\theta, \mathcal{G}_i(\pi_n)) : \mathcal{H}^{d_e} \rightarrow \mathbb{R}^{2d_e}$ of $\mathcal{M}_j(\theta, \mathcal{G}_i(\pi))$ in $\pi = (\pi_1, \dots, \pi_{d_e})' \in \mathcal{H}^{d_e}$ at π_n exists. $\Gamma_{2,0j} \equiv \Gamma_{2,j}(\theta_0, \mathcal{G}_i(\pi_n))$. For all $(\theta, \pi) \in \Theta_\delta \times \mathbb{L}_{\delta_n}$ with a positive sequence $\delta_n = o(1)$:*

$$(1.2.1) \quad \|\mathcal{S}_n^{-1}(\Gamma_2(\theta, g_i) - \Gamma_2(\theta_0, g_i))(\pi - \pi_n)\| \leq o(1)\delta_n,$$

$$(1.2.2) \quad \|\mathcal{S}_n^{-1}(\mathcal{M}_j(\theta, \mathcal{G}_i(\hat{\pi}_\alpha)) - \mathcal{M}_j(\theta, \mathcal{G}_i(\pi_n)) - \Gamma_{2,j}(\theta, \pi_n)(\hat{\pi}_\alpha - \pi_n))\| \leq c\mathbb{E}[\|\mathcal{T}_i(\hat{\pi}_\alpha - \pi_n)\|^2] \text{ for some constant } c > 0.$$

Proof of Lemma 1. $\Gamma_{1,j}(\theta, g_i) = \mathbb{E}[\dot{m}_{2j}(\theta, g_i)g_i g_i'] + \mathbb{E}[\ddot{m}_{2j}(\theta, g_i)g_i g_i']$ where

$$\begin{aligned} \dot{m}_{2M}(\theta, g_i) &= \left(\frac{y_i - \Phi(g_i'\theta)}{\Phi(g_i'\theta)(1 - \Phi(g_i'\theta))} \phi(g_i'\theta) \right)^2, & \ddot{m}_{2M}(\theta, g_i) &= \frac{y_i - \Phi(g_i'\theta)}{\Phi(g_i'\theta)(1 - \Phi(g_i'\theta))} \phi'(g_i'\theta), \\ \dot{m}_{2N}(\theta, g_i) &= -\phi^2(g_i'\theta), \text{ and} & \ddot{m}_{2N}(\theta, g_i) &= (y_i - \Phi(g_i'\theta))\phi'(g_i'\theta). \end{aligned}$$

By the law of iterated expectation, the second term of $\Gamma_{1,0j}$ is 0.

The first part of (1.1) follows from the continuity of \dot{m}_{2j} and \ddot{m}_{2j} with respect to θ and Assumptions 7-9 and 11, and the remaining is from the boundedness of $\phi(\cdot)$ alongside Assumptions 7 and 11.

To prove (1.2.1) for $j = N$, we note that the Fréchet derivative of $\mathcal{T}_i h$ in h is \mathcal{T}_i for any $h \in \mathcal{H}^{d_e}$. Hence, by the chain rule, the Fréchet derivative of $\partial \mathcal{M}_j(\theta, \mathcal{G}_i(\pi))$ at π_n exists, and we have

$$\begin{aligned} \mathcal{S}_n^{-1} \Gamma_{2,N}(\theta, g_i)(\pi - \pi_n) &= \mathbb{E}[\dot{m}_{2N}(\theta, g_i) \mathcal{S}_n^{-1} g_i \psi' \mathcal{T}_i(\pi - \pi_n)] \\ &\quad + \mathbb{E}[\ddot{m}_{2N}(\theta, g_i) \mathcal{S}_n^{-1} g_i \psi' \mathcal{T}_i(\pi - \pi_n)] + \mathbb{E}[m_{1N}(\theta, g_i) \mathcal{S}_n^{-1} ((\mathcal{T}_i(\pi - \pi_n))', -(\mathcal{T}_i(\pi - \pi_n))')'] \end{aligned} \quad (\text{B.1})$$

for $j \in \{M, N\}$. We only show the first term in the RHS of (B.1) satisfies (1.2.1); the other terms

can be similarly proved and thus their proofs are omitted. Specifically, for $(\theta, \pi) \in \Theta_{\delta_n} \times \mathbb{L}_{\delta_n}$,

$$\begin{aligned}
& \|\mathbb{E}[\phi^2(g'_i\theta)\mathcal{S}_n^{-1}g_i\psi'\mathcal{T}_i(\pi - \pi_n)] - \mathbb{E}[\phi^2(g'_i\theta_0)\mathcal{S}_n^{-1}g_i\psi'_0\mathcal{T}_i(\pi - \pi_n)]\| \\
& \leq \|\mathbb{E}[(\phi^2(g'_i\theta) - \phi^2(g'_i\theta_0))\mathcal{S}_n^{-1}g_i\psi'\mathcal{T}_i(\pi - \pi_n)]\| + \|\mathbb{E}[\phi^2(g'_i\theta_0)\mathcal{S}_n^{-1}g_i(\psi - \psi_0)'\mathcal{T}_i(\pi - \pi_n)]\| \\
& \leq 2\phi^2(0)(\mathbb{E}[(g'_i\bar{\theta})^2\|g'_i(\theta - \theta_0)\|^2])^{1/2}(\mathbb{E}[\|\mathcal{S}_n^{-1}g_i\|^2\|\psi\|^2\|\mathcal{T}_i(\pi - \pi_n)\|^2])^{1/2} \\
& \quad + \phi^2(0)(\mathbb{E}[\|\mathcal{S}_n^{-1}g_i\|^2])^{1/2}(\mathbb{E}[\|\psi - \psi_0\|^2\|\mathcal{T}_i(\pi - \pi_n)\|^2])^{1/2} \\
& \leq c\delta_n^2((\mathbb{E}[\|\mathcal{S}_n^{-1}g_i\|^4])^{3/4} + (\mathbb{E}[\|\mathcal{S}_n^{-1}g_i\|^2])^{1/2}), \tag{B.2}
\end{aligned}$$

for some positive constant c and $\bar{\theta}$ satisfying $g'_i\bar{\theta} \in [g'_i\theta, g'_i\theta_0]$. The first inequality follows from the triangular inequality. The second inequality is obtained by applying the mean-value theorem to $\phi(\cdot)$, the Hölder's inequality and the Cauchy-Schwarz inequality, repeatedly. The last inequality is from the definitions of Θ_{δ_n} and \mathbb{L}_{δ_n} . (B.2) is bounded above by $o(1)\delta_n$ by Assumption 11.

Next, we show (1.2.2). To this end, we note that, given that $\mathcal{M}_j(\theta, \mathcal{G}_i(\pi))$ is Fréchet differentiable in π , it is also Gâteaux differentiable and their derivatives agree. Hence, by the continuity of Gâteaux derivative and the mean-value theorem, we found

$$\begin{aligned}
& \|\mathcal{S}_n^{-1}(\mathcal{M}_j(\theta, \mathcal{G}_i(\hat{\pi}_\alpha)) - \mathcal{M}_j(\theta, \mathcal{G}_i(\pi_n)) - \Gamma_{2,j}(\theta, \mathcal{G}_i(\pi_n))(\hat{\pi}_\alpha - \pi_n))\| \\
& \leq \sup_{0 \leq t \leq 1} \|\mathcal{S}_n^{-1}(\Gamma_{2,j}(\theta, \mathcal{G}_i(\pi_n + t(\hat{\pi}_\alpha - \pi_n))) - \Gamma_{2,j}(\theta, \mathcal{G}_i(\pi_n)))(\hat{\pi}_\alpha - \pi_n)\|, \tag{B.3}
\end{aligned}$$

see Drábek and Milota (2007, Theorem 3.2.7). Using the representation of $\Gamma_{2,j}$ in (B.1), (B.3) can be decomposed into three terms each of which is associated with each term in the RHS of (B.1). We provide the proof associated with the first term in (B.1) for the RNLSE; the proofs for the other terms and that for the RCMLE can be obtained in a similar manner, and thus are omitted. To this end, we note that

$$\begin{aligned}
& \sup_{0 \leq t \leq 1} \|\mathbb{E}[(\dot{m}_{2N}(\theta, \mathcal{G}_i(\pi_n + t(\hat{\pi}_\alpha - \pi_n))) - \dot{m}_{2N}(\theta, \mathcal{G}_i(\pi_n)))\mathcal{S}_n^{-1}g_i\psi'\mathcal{T}_i(\hat{\pi}_\alpha - \pi_n)]\| \\
& \leq \sup_{0 \leq t \leq 1} 2\phi^2(0)\mathbb{E}[\|\psi'\mathcal{T}_i(\hat{\pi}_\alpha - \pi_n)\|\|\theta'(\mathcal{G}_i(\pi_n + t(\hat{\pi}_\alpha - \pi_n)) - \mathcal{G}_i(\pi_n))\mathcal{S}_n^{-1}\mathcal{G}_i(\pi_n)\mathcal{G}'_i(\bar{\pi})\theta\|] \\
& \leq 2\phi^2(0)\mathbb{E}[\|\psi'\mathcal{T}_i(\hat{\pi}_\alpha - \pi_n)\|^2\|\mathcal{S}_n^{-1}\mathcal{G}_i(\pi_n)\mathcal{G}'_i(\bar{\pi})\theta\|] \\
& \leq c_1\mathbb{E}[\|\psi'\mathcal{T}_i(\hat{\pi}_\alpha - \pi_n)\|^2\|g_{0i}\| \max\{\|g_{0i}\|, \|\mathcal{S}_n^{-1}\hat{g}_i\|\}] \leq c_2\mathbb{E}[\|\mathcal{T}_i(\hat{\pi}_\alpha - \pi_n)\|^2],
\end{aligned}$$

for some positive constants c_1 and c_2 and some $\bar{\pi}$ satisfying $\mathcal{G}'_i(\bar{\pi})\theta \in [g'_i\theta, \hat{g}'_{i,\alpha}\theta]$. The first inequality is obtained by applying the mean-value theorem to $\dot{m}_{2N}(\theta, \mathcal{G}_i(\pi))$. The next two inequalities follow from the Cauchy-Schwarz inequality, the upper and lower bounds of $\mathcal{G}'_i(\bar{\pi})\theta$, and the fact that $\sup_{0 \leq t \leq 1} \|\theta'\mathcal{G}_i(\pi_n + t(\hat{\pi}_\alpha - \pi_n)) - \theta'\mathcal{G}_i(\pi_n)\| \leq \|\psi'\mathcal{T}_i(\hat{\pi}_\alpha - \pi_n)\|$. The last inequality is a consequence of Assumption 11. \square

Lemma 2. *Suppose that the conditions for Theorem 4 hold. Then, $\|\mathcal{K}^{1/2}(\mathcal{K}_{n\alpha}^{-1}\mathcal{K}_n - \mathcal{I})\pi_{\ell,0}\|^2 \leq o_p(n^{-1})$ for all $\ell = 1, \dots, d_e$, and furthermore, $\mathbb{E}[\|\mathcal{T}_i(\hat{\pi} - \pi_n)\|^2] \leq o_p(n^{-1/2})$.*

Proof. Note that

$$\|\mathcal{K}^{1/2}(\mathcal{K}_{n\alpha}^{-1}\mathcal{K}_n - \mathcal{I})\pi_{\ell,0}\|^2 \leq 2\|\mathcal{K}^{1/2}(\mathcal{K}_\alpha^{-1}\mathcal{K} - \mathcal{I})\pi_{\ell,0}\|^2 + 2\|\mathcal{K}^{1/2}(\mathcal{K}_{n\alpha}^{-1}\mathcal{K}_n - \mathcal{K}_\alpha^{-1}\mathcal{K})\pi_{\ell,0}\|^2. \quad (\text{B.4})$$

We found that

$$\|\mathcal{K}^{1/2}(\mathcal{K}_\alpha^{-1}\mathcal{K} - \mathcal{I})\pi_{\ell,0}\|^2 \leq (\sup_j \kappa_j^{\rho+1/2}(q(\kappa_j, \alpha) - 1))^2 \sum_{j=1}^{\infty} \kappa_j^{-2\rho} \langle \pi_{\ell,0}, \phi_j \rangle^2 \leq O_p(\alpha^2) \quad (\text{B.5})$$

by Assumptions 8 and 12. Given that $\alpha\sqrt{n} \rightarrow 0$, (B.5) $\leq o_p(n^{-1})$.

Hereafter, \mathcal{K}_α (resp. $\mathcal{K}_{n\alpha}$) denotes the generalized inverse of \mathcal{K}_α^{-1} (resp. $\mathcal{K}_{n\alpha}^{-1}$). Then, $\|\mathcal{K}^{-\rho}\pi_\ell\| < \infty$, $\|\mathcal{K}^{1/2}\mathcal{K}_{n\alpha}^{-1}\mathcal{K}^{1/2}\|_{\text{op}}^2 = \|\mathcal{K}_{n\alpha}^{-1/2}\mathcal{K}\mathcal{K}_{n\alpha}^{-1/2}\|_{\text{op}} \leq O_p(1)$. In addition,

$$\begin{aligned} \mathcal{K}^{1/2}(\mathcal{K}_{n\alpha}^{-1}\mathcal{K}_n - \mathcal{K}_\alpha^{-1}\mathcal{K})\pi_{\ell,0} &= \mathcal{K}^{1/2}\mathcal{K}_{n\alpha}^{-1}(\mathcal{K}_n - \mathcal{K})\pi_\ell + \mathcal{K}^{1/2}(\mathcal{K}_{n\alpha}^{-1} - \mathcal{K}_\alpha^{-1})\mathcal{K}\pi_{\ell,0} \\ &= \mathcal{K}^{1/2}\mathcal{K}_{n\alpha}^{-1}(\mathcal{K}_n - \mathcal{K})\pi_{\ell,0} + \mathcal{K}^{1/2}\mathcal{K}_{n\alpha}^{-1}(\mathcal{K}_\alpha - \mathcal{K} + \mathcal{K} - \mathcal{K}_n + \mathcal{K}_n - \mathcal{K}_{n\alpha})\mathcal{K}_\alpha^{-1}\mathcal{K}\pi_{\ell,0} \\ &= \mathcal{K}^{1/2}\mathcal{K}_{n\alpha}^{-1}(\mathcal{K}_n - \mathcal{K}_{n\alpha})\mathcal{K}_\alpha^{-1}\mathcal{K}\pi_{\ell,0} + \mathcal{K}^{1/2}\mathcal{K}_{n\alpha}^{-1}(\mathcal{K}_\alpha - \mathcal{K})\mathcal{K}_\alpha^{-1}\mathcal{K}\pi_{\ell,0} + \mathcal{K}^{1/2}\mathcal{K}_{n\alpha}^{-1}(\mathcal{K}_n - \mathcal{K})(\mathcal{I} - \mathcal{K}_\alpha^{-1}\mathcal{K})\pi_{\ell,0}. \end{aligned}$$

Using the arguments similar to (B.5) and the commutative property of \mathcal{K} and \mathcal{K}_α^{-1} , we found that

$$\|\mathcal{K}^{1/2}\mathcal{K}_{n\alpha}^{-1}(\mathcal{K}_\alpha - \mathcal{K})\mathcal{K}_\alpha^{-1}\mathcal{K}\pi_{\ell,0}\|^2 \leq c\|\mathcal{K}^{1/2}\mathcal{K}_{n\alpha}^{-1}\mathcal{K}^{1/2}(\mathcal{I} - \mathcal{K}\mathcal{K}_\alpha^{-1})\mathcal{K}^{\rho+1/2}\|_{\text{op}}^2 \leq O_p(\alpha^{(2\rho+1)/2}), \quad (\text{B.6})$$

for a positive constant c . Similarly, it can be shown that

$$\begin{aligned} &\|\mathcal{K}^{1/2}\mathcal{K}_{n\alpha}^{-1}(\mathcal{K}_n - \mathcal{K})(\mathcal{I} - \mathcal{K}_\alpha^{-1}\mathcal{K})\pi_{\ell,0}\|^2 \\ &\leq \|\mathcal{K}^{1/2}\mathcal{K}_{n\alpha}^{-1}\mathcal{K}^{1/2}\|_{\text{op}}^2 \|\mathcal{K}_n - \mathcal{K}\|_{\text{op}}^2 \|(\mathcal{I} - \mathcal{K}\mathcal{K}_\alpha^{-1})\mathcal{K}^{\rho-1/2}\|_{\text{op}}^2 \leq O_p(n^{-1}\alpha^{(2\rho-1)/2}), \end{aligned} \quad (\text{B.7})$$

which is bounded above by $o_p(n^{-1})$ because $\rho > 3/2$. Lastly, by applying the arguments similar to those in the proofs of (B.5)-(B.7), we can show

$$\|\mathcal{K}^{1/2}\mathcal{K}_{n\alpha}^{-1}(\mathcal{K}_n - \mathcal{K}_{n\alpha})\mathcal{K}_\alpha^{-1}\mathcal{K}\pi_{\ell,0}\|^2 \leq c\|\mathcal{K}^{1/2}(\mathcal{K}_{n\alpha}^{-1}\mathcal{K}_n - \mathcal{I})\mathcal{K}\mathcal{K}_\alpha^{1/2}\|_{\text{op}}^2 \leq O_p(\alpha^{(2\rho+1)/2}). \quad (\text{B.8})$$

Therefore, (B.6), (B.7) and (B.8) are bounded above by $o_p(n^{-1})$ by Assumption 12. This implies that $\|\mathcal{K}^{1/2}(\mathcal{K}_{n\alpha}^{-1}\mathcal{K}_n - \mathcal{K}_\alpha^{-1}\mathcal{K})\pi_{\ell,0}\|^2 \leq o_p(n^{-1})$, and, by combining the result with (B.5), (B.4) $\leq o_p(n^{-1})$. This concludes the proof of the first part of Lemma 2.

To show the second part of the lemma, we note that

$$\begin{aligned} \mathbb{E}[\|\mathcal{T}_i(\hat{\pi} - \pi_n)\|_{d_e}^2] &= \sum_{\ell=1}^{d_e} \mathbb{E}[\langle Z_i, (\hat{\Pi} - \Pi_n)^* e_\ell \rangle^2] = \sum_{\ell=1}^{d_e} \langle \mathcal{K}(\hat{\Pi} - \Pi_n)^* e_\ell, (\hat{\Pi} - \Pi_n)^* e_\ell \rangle \\ &\leq 2 \sum_{\ell=1}^{d_e} \|\mathcal{K}^{1/2}(\mathcal{K}_{n\alpha}^{-1}\mathcal{K}_n - \mathcal{I})\Pi_n^* e_\ell\|^2 + 2 \sum_{\ell=1}^{d_e} \|\mathcal{K}^{1/2}\mathcal{K}_{n\alpha}^{-1}\frac{1}{n} \sum_{i=1}^n V_i' e_\ell Z_i\|^2 \\ &\leq 2d_e \max_{1 \leq \ell \leq d_e} \|\mathcal{K}^{1/2}(\mathcal{K}_{n\alpha}^{-1}\mathcal{K}_n - \mathcal{I})\pi_{\ell,0}\|_{\text{op}}^2 + O_p(n^{-1}\alpha^{-1/2}) \leq o_p(n^{-1/2}) \end{aligned} \quad (\text{B.9})$$

where the first two equalities follow from the definitions of \mathcal{T}_i and \mathcal{K} . The next two inequalities are obtained by using the triangular inequality, the inequality between the geometric mean and arithmetic mean, and the boundedness of $\|\Lambda_n/\sqrt{n}\|$. The last inequality follows from the first part of Lemma 2 and $\|\frac{1}{\sqrt{n}}\sum_{i=1}^n V'_i e_\ell Z_i\| = O_p(n^{-1/2})$ (Bosq 2000, Theorem 2.7). \square

Lemmas 3 and 4 verify Condition (2.5) in Chen et al. (2003) is fulfilled by using their Theorem 3.

Lemma 3. *Suppose that Assumption 10 holds. Then, $\int_0^\infty \sqrt{\log \mathfrak{N}(\epsilon, \mathcal{H}^{d_e}, \|\cdot\|)} \partial\epsilon < \infty$.*

Proof of Lemma 3. Let $\mathfrak{N} = \mathfrak{N}(\epsilon_1, \mathcal{H}, \|\cdot\|)$ and $\{\mathcal{B}_k(\epsilon_1)\}_{k=1}^{\mathfrak{N}}$ be the collection of ϵ_1 -balls centered at $\{h_k\}_{k=1}^{\mathfrak{N}}$ satisfying $\mathcal{H} \subset \bigcup_{k=1}^{\mathfrak{N}} \mathcal{B}_k(\epsilon_1)$. We also let \mathfrak{D} be the set of d_e -tuples over $\{h_k\}_{k=1}^{\mathfrak{N}}$. Then, for $\epsilon = d_e \epsilon_1$, we can define the collection of ϵ -balls, denoted $\{\mathcal{D}_k(\epsilon)\}_{k=1}^{\mathfrak{N}^{d_e}}$, each of which is centered at an element of \mathfrak{D} . Note that, for any $\pi \in \mathcal{H}^{d_e}$ and $\ell = 1, \dots, d_e$, there exists $h_\ell^* \in \{h_k\}_{k=1}^{\mathfrak{N}}$ such that $\|e'_\ell \pi - h_\ell^*\| \leq \epsilon_1$ by the definition of $\{h_k\}_{k=1}^{\mathfrak{N}}$. Therefore, for any $\pi \in \mathcal{H}^{d_e}$, there always exists some $h^* = (h_1^*, \dots, h_{d_e}^*)'$ such that $\|\pi - h^*\| = \sum_{\ell=1}^{d_e} \|e'_\ell \pi - h_\ell^*\| \leq \epsilon$. Hence, $\mathcal{H}^{d_e} \subset \bigcup_{k=1}^{\mathfrak{N}^{d_e}} \mathcal{D}_k(\epsilon)$, and thus, $\int_0^\infty \sqrt{\log \mathfrak{N}(\epsilon, \mathcal{H}^{d_e}, \|\cdot\|)} \partial\epsilon \leq \int_0^\infty \sqrt{d_e} \log \mathfrak{N} \partial\epsilon_1 < \infty$ by Assumption 10. \square

Lemma 4. *Suppose that the conditions in Theorem 4 hold. Let $\tilde{m}_{1j,\ell}(\theta, g_i) = e'_\ell \partial m_j(\theta, g_i) / \partial \theta$. Then, $\tilde{m}_{1j,\ell}(\theta, g_i)$ satisfy Conditions (3.1) and (3.2) of Chen et al. (2003) for $j \in \{M, N\}$ and $\ell = 1, \dots, 2d_e$.*

Proof of Lemma 4. We provide the proof for the case where $j = N$ and $\ell = 1, \dots, d_e$, since those for the remainder and the RCMLE can be obtained from a slight modification of the proof given here.

For a linear operator $\Pi_1 : \mathcal{H} \rightarrow \mathbb{R}^{d_e}$ (resp. $\Pi_2 : \mathcal{H} \rightarrow \mathbb{R}^{d_e}$), we let $\pi_{1\ell} = \Pi_1^* e_\ell$ (resp. $\pi_{2\ell} = \Pi_2^* e_\ell$). Moreover, for notational simplicity, let $\Phi_s = \Phi(\mathcal{G}'_i(\pi_s)\theta_s)$ and $\phi_s = \phi(\mathcal{G}'_i(\pi_s)\theta_s)$, then $\tilde{m}_{1N,\ell}(\theta_1, \mathcal{G}_i(\pi_s)) = \phi_s(y_i - \Phi_s)\langle \pi_{s\ell}, Z_i \rangle$. Then, by the triangular inequality, we have

$$\begin{aligned} & |\tilde{m}_{1N,\ell}(\theta_1, \mathcal{G}_i(\pi_1)) - \tilde{m}_{1N,\ell}(\theta_2, \mathcal{G}_i(\pi_2))| \\ & \leq |(\Phi_1 - \Phi_2)\phi_1| |\langle \pi_{1\ell}, Z_i \rangle| + |(y_i - \Phi_2)(\phi_1 - \phi_2)| |\langle \pi_{1\ell}, Z_i \rangle| + |(y_i - \Phi_2)\phi_2| |\langle \pi_{1\ell} - \pi_{2\ell}, Z_i \rangle|. \end{aligned} \quad (\text{B.10})$$

To begin with, we show the first two terms in (B.10) satisfy Condition (3.1) of Chen et al. (2003).

This is because

$$|(\Phi_1 - \Phi_2)\phi_1| |\langle \pi_{1\ell}, Z_i \rangle| \leq c(\|\pi_1 - \pi_2\|_{d_e} + \|\theta_1 - \theta_2\|) \|Z_i\|^2, \quad (\text{B.11})$$

for a positive constant c . The inequality follows from the mean-value theorem, the Cauchy-Schwarz inequality, and the boundedness of Φ and ϕ . Moreover, we found that

$$\begin{aligned} & |(y_i - \Phi_1)(\phi_1 - \phi_2)| |\langle \pi_{1\ell}, Z_i \rangle| \leq 2\|\pi_{1\ell}\| \|\Phi_1(\Phi_1^{-1}\phi_1 - \Phi_1^{-1}\phi_2)\| \|Z_i\| \\ & \leq c_1(|\tilde{\phi}_1 - \tilde{\phi}_2| + |\Phi_1 - \Phi_2|) \|\pi_{1\ell}\| \|Z_i\| \leq c_2(\|\pi_1 - \pi_2\| + \|\theta_1 - \theta_2\|) \|Z_i\|^2 \|\Pi_1\|_{\text{op}}. \end{aligned} \quad (\text{B.12})$$

for some constants c_1 and c_2 , where the second inequality follows from the following:

$$|\phi_1 - \phi_2| = |\Phi_1(\Phi_1^{-1}\phi_1 - \Phi_2^{-1}\phi_2 - (\Phi_1^{-1} - \Phi_2^{-1})\phi_2)| \leq |\Phi_1(\tilde{\phi}_1 - \tilde{\phi}_2)| + |(\Phi_2 - \Phi_1)\Phi_2^{-1}\phi_2|. \quad (\text{B.13})$$

Because of Assumption 11, the RHS of (B.13) is bounded above by $c_1|\tilde{\phi}_1 - \tilde{\phi}_2| + c_1|\Phi_2 - \Phi_1|$ for a positive constant c_1 . Then, (B.12) is given as a consequence of the mean-value theorem, Cauchy-Schwarz inequality, Lipschitz continuity of $\tilde{\phi}(\cdot)$, and boundedness of $\phi(\cdot)$. Hence, both (B.11) and (B.12) are bounded by $cb_j(Z_i)(\|\theta_1 - \theta_2\| + \|\pi_1 - \pi_2\|)$ for some constant $c > 0$ and $b_j(Z_i) = \|Z_i\|^2$ for $j = 1, \dots, d_e$, and thus Condition (3.1) of Chen et al. (2003) is fulfilled.

Lastly, we note that the last term in (B.10) satisfies Condition (3.2) of Chen et al. (2003), since

$$\begin{aligned} & (\mathbb{E}[\sup_{(\theta, \Pi): \|\theta_1 - \theta_2\| < \epsilon, \|\pi_1 - \pi_2\|_{d_e} < \epsilon} |(y_i - \Phi_2)\phi_2|^2 |\langle \pi_{1\ell} - \pi_{2\ell}, Z_i \rangle|^2])^{1/2} \\ & \leq (\mathbb{E}[\sup_{(\theta, \Pi): \|\theta_1 - \theta_2\| < \epsilon, \|\pi_1 - \pi_2\| < \epsilon} \phi^2(0) \|\pi_1 - \pi_2\|^2 \|Z_i\|^2])^{1/2} \leq \epsilon \phi^2(0) (\mathbb{E}[\|Z_i\|^2])^{1/2}, \end{aligned} \quad (\text{B.14})$$

where the inequality follows from the Cauchy-Schwarz inequality. \square

Lemma 5 proves Condition (2.6) of Chen et al. (2003).

Lemma 5. *Suppose that the conditions for Theorem 4 hold. Then, for $j \in \{M, N\}$, as $n \rightarrow \infty$*

$$\sqrt{n}\mathcal{J}_j^{-1/2}\mathcal{S}_n^{-1}(\mathcal{M}_{jn}(\theta_0, g_i) + \Gamma_{2,0j}(\hat{\pi} - \pi_n)) \xrightarrow{d} \mathcal{N}(0, I_{2d_e}). \quad (\text{B.15})$$

Proof of Lemma 5. We found that

$$\sqrt{n}\mathcal{S}_n^{-1}\Gamma_{2,0j}(\hat{\pi} - \pi_n) = \mathcal{V}_j\mathcal{K}_{n\alpha}^{-1}\frac{1}{\sqrt{n}}\sum_{i=1}^n V_i'\psi_0 Z_i + \sqrt{n}\mathcal{V}_j(\mathcal{K}_{n\alpha}^{-1}\mathcal{K}_n - \mathcal{I})\Pi_n^*\psi_0, \quad (\text{B.16})$$

where $\sum_{i=1}^n V_i'\psi Z_i/\sqrt{n} = O_p(1)$ by Bosq (2000, Theorem 2.7).

We first show that the second term of (B.16), the regularization bias associated with α , is $o_p(1)$. As discussed in Section 3.2.2, there exists a bounded linear operator \mathcal{C}_j such that $\mathcal{V}_j = \mathcal{C}_j\mathcal{K}^{1/2}$, see Baker (1973, Theorem 1), and thus, using arguments similar to those in Lemma 2, we found

$$\|\mathcal{V}_j(\mathcal{K}_{n\alpha}^{-1}\mathcal{K}_n - \mathcal{I})\Pi_n^*\psi_0\|_{\text{op}}^2 \leq \sum_{\ell=1}^{d_e} \|\mathcal{C}_j\|_{\text{op}}^2 \|\mathcal{K}^{1/2}(\mathcal{K}_{n\alpha}^{-1}\mathcal{K}_n - \mathcal{I})\pi_{\ell,0}\|^2 \|\psi_0\|^2 \leq o_p(n^{-1}). \quad (\text{B.17})$$

We next show that $\|\mathcal{V}_j(\mathcal{K}_{n\alpha}^{-1} - \mathcal{K}_\alpha^{-1})n^{-1/2}\sum_{i=1}^n V_i'\psi_0 Z_i\| = o_p(1)$. To this end, let $\mathcal{Z}_{n,\alpha}$ be a linear functional such that $\mathcal{Z}_{n,\alpha}h = n^{-1/2}\sum_{i=1}^n \langle V_i'\psi_0\mathcal{K}_\alpha^{-1/2}Z_i, h \rangle$ for any $h \in \mathcal{H}$. Moreover, let $\nu_{j\ell} = \mathcal{K}_\alpha^{-1/2}(\mathcal{K}_\alpha - \mathcal{K}_{n\alpha})\mathcal{K}_{n\alpha}^{-1}\mathcal{V}_j^*e_\ell$. Then, we found

$$\|\mathcal{V}_j(\mathcal{K}_{n\alpha}^{-1} - \mathcal{K}_\alpha^{-1})n^{-1/2}\sum_{i=1}^n V_i'\psi Z_i\|^2 = \sum_{\ell=1}^{d_e} \|\mathcal{Z}_{n,\alpha}\|_{\text{op}}^2 \|\nu_{j\ell}\|^2 \leq d_e \|\mathcal{Z}_{n,\alpha}\|_{\text{op}}^2 \max_{\ell} \|\nu_{j\ell}\|^2. \quad (\text{B.18})$$

Because $\mathbb{E}[\mathcal{Z}_{n,\alpha}] = 0$, $\mathbb{E}[\|\mathcal{Z}_{n,\alpha}\|_{\text{op}}^2] \leq \sup_i \mathbb{E}[\|V_i'\psi_0\|^2|x_i] \sup_{\|h\| \leq 1} \langle \mathcal{K}_\alpha^{-1/2}\mathcal{K}h, \mathcal{K}_\alpha^{-1/2}h \rangle \leq O_p(1)$, and the Markov's inequality, we found that $\|\mathcal{Z}_{n,\alpha}\|_{\text{op}} \leq O_p(1)$. Therefore, to prove that (B.18) is $o_p(1)$, it suffices to show that $\|\nu_{j\ell}\| \leq o_p(1)$ for all ℓ . To this end, note that $\mathcal{K}_{n\alpha} - \mathcal{K}_\alpha = \mathcal{K}_{n\alpha} - \mathcal{K}_n + \mathcal{K}_n - \mathcal{K} + \mathcal{K} - \mathcal{K}_\alpha$ and thus $\nu_{j\ell}$ can be decomposed into three terms each of which is associated with

(B.19), (B.21) and (B.20). Firstly, using arguments similar to those in Lemma 2, we have

$$\|\mathcal{K}_\alpha^{-1/2}(\mathcal{K}_n - \mathcal{K})\mathcal{K}_{n\alpha}^{-1}\mathcal{V}_j^*e_\ell\|^2 \leq \|\mathcal{K}_\alpha^{-1/2}(\mathcal{K}_n - \mathcal{K})\mathcal{K}_{n\alpha}^{-1}\mathcal{K}^{1/2}\|_{\text{op}}^2 \|\mathcal{C}_j^*\|_{\text{op}}^2 \leq O_p((n\alpha)^{-1}). \quad (\text{B.19})$$

Moreover, since $\|\mathcal{A}\|_{\text{op}}^2 = \|\mathcal{A}\mathcal{A}^*\|_{\text{op}}$ and $\|\mathcal{A}\mathcal{B}\mathcal{A}^*\|_{\text{op}} \leq \|\mathcal{B}\|_{\text{op}}\|\mathcal{A}\mathcal{A}^*\|_{\text{op}}$ for linear operators \mathcal{A} and \mathcal{B} ,

$$\|\mathcal{K}_\alpha^{-1/2}(\mathcal{K}_\alpha - \mathcal{K})\mathcal{K}_{n\alpha}^{-1}\mathcal{K}^{1/2}\|_{\text{op}}^2 \leq \|\mathcal{K}^{1/2}\mathcal{K}_{n\alpha}^{-1}\|_{\text{op}}\|(\mathcal{K}_\alpha^{-1}\mathcal{K} - \mathcal{I})\mathcal{K}_\alpha(\mathcal{K}_\alpha^{-1}\mathcal{K} - \mathcal{I})\|_{\text{op}} \leq o_p(1). \quad (\text{B.20})$$

Note that the last inequality in (B.20) follows from $\|(\mathcal{K}_\alpha^{-1}\mathcal{K} - \mathcal{I})\mathcal{K}_\alpha(\mathcal{K}_\alpha^{-1}\mathcal{K} - \mathcal{I})\|_{\text{op}} \leq \|(\mathcal{K}_\alpha^{-1}\mathcal{K} - \mathcal{I})\mathcal{P}_{(\ker \mathcal{K})^\perp}\|_{\text{op}}\|\mathcal{K}_\alpha(\mathcal{K}_\alpha^{-1}\mathcal{K} - \mathcal{I})\|_{\text{op}} \leq o_p(1)O_p(\alpha^{1/2}) \leq o_p(\alpha^{1/2})$ by Assumptions 8, 9, and 12, where $\mathcal{P}_{(\ker \mathcal{K})^\perp}$ is the projection operator onto the orthogonal complement space of $\ker \mathcal{K}$. Using similar arguments that are used to obtain (B.20), we can show

$$\|\mathcal{K}_\alpha^{-1/2}(\mathcal{K}_{n\alpha} - \mathcal{K}_n)\mathcal{K}_{n\alpha}^{-1}\mathcal{K}^{1/2}\|^2 \leq \|\mathcal{K}_\alpha^{-1}\|_{\text{op}}\|(\mathcal{K}_{n\alpha}^{-1}\mathcal{K}_n - \mathcal{I})\mathcal{K}(\mathcal{K}_{n\alpha}^{-1}\mathcal{K}_n - \mathcal{I})\|_{\text{op}} \leq o_p(1). \quad (\text{B.21})$$

From (B.19), (B.20) and (B.21), we conclude that $\max_{1 \leq \ell \leq d_e} \|\nu_{j\ell}\|$ and (B.18) are $o_p(1)$. Hence,

$$\sqrt{n}\mathcal{S}_n^{-1}\Gamma_{2,0j}(\hat{\pi} - \pi_0) = \sqrt{n}\mathcal{V}_j(\hat{\Pi}^* - \Pi_n^*)\psi_0 = \mathcal{V}_j\mathcal{K}_\alpha^{-1}\frac{1}{\sqrt{n}}\sum_{i=1}^n V_i'\psi_0 Z_i + o_p(1) \quad (\text{B.22})$$

Finally, let $\mathcal{J}_{2,j\alpha} = \sigma_{\psi_0}^2 \mathcal{V}_j\mathcal{K}_\alpha^{-1}\mathcal{K}\mathcal{K}_\alpha^{-1}\mathcal{V}_j^*$ and $\mathcal{J}_{j\alpha} = \mathcal{J}_{1,j} + \mathcal{J}_{2,j\alpha}$. Then, the following holds by the central limit theorem in Bosq (2000, Theorem 2.7), the continuous mapping theorem, and the orthogonality between $m_{1j}(\theta_0, g_i)g_{0i}$ and $V_i'\psi_0\mathcal{V}_j\mathcal{K}_\alpha^{-1}Z_i$.

$$\begin{aligned} & \sqrt{n}\mathcal{J}_{j\alpha}^{-1/2}\mathcal{S}_n^{-1}(\mathcal{M}_{jn}(\theta_0, g_i) + \Gamma_2(\theta_0, g)(\hat{\pi} - \pi_n)) \\ &= \frac{1}{\sqrt{n}}\mathcal{J}_{j\alpha}^{-1/2}\sum_{i=1}^n (m_{1j}(\theta_0, g_i)g_{0i} + V_i'\psi_0\mathcal{V}_j\mathcal{K}_\alpha^{-1}Z_i) + o_p(1) \xrightarrow{d} \mathcal{N}(0, I_{2d_e}). \end{aligned} \quad (\text{B.23})$$

The remaining part is to show that $\|\mathcal{J}_{j\alpha} - \mathcal{J}_j\|_{\text{op}} = \|\mathcal{J}_{2,j\alpha} - \mathcal{J}_{2,j}\|_{\text{op}} \leq o_p(1)$. Because of Theorem 1 of Baker (1973) and the commutative property between $\mathcal{K}^{1/2}$, \mathcal{K} and \mathcal{K}_α^{-1} , we found that

$$\|\mathcal{J}_{2,j\alpha} - \mathcal{J}_{2,j}\|_{\text{op}} \leq \|\mathcal{C}_j\|_{\text{op}}^2 \|(\mathcal{K}^2\mathcal{K}_\alpha^{-2} - \mathcal{I})\mathcal{P}_{(\ker \mathcal{K})^\perp}\|_{\text{op}} \leq o(1), \quad (\text{B.24})$$

by Assumption 9. This concludes the proof. \square

The following lemmas are needed to prove the consistency of $\widehat{\mathcal{W}}_j$. We here provide the proof for the case when $j = N$. The proof for the other case can be similarly obtained and thus is omitted.

Lemma 6. *Suppose that the conditions for Theorem 4 hold. Then, $\|\mathcal{S}_n^{-1}(\widehat{\Gamma}_{1,j} - \Gamma_{1,0j})\mathcal{S}_n'^{-1}\| = o_p(1)$.*

Proof of Lemma 6.

$$\begin{aligned} \|\mathcal{S}_n^{-1}(\widehat{\Gamma}_{1,N} - \Gamma_{1,0N})\mathcal{S}_n^{\prime-1}\| &\leq \left\| \frac{1}{n} \sum_{i=1}^n \phi^2(\widehat{g}'_{i,\alpha} \widehat{\theta}_N) \mathcal{S}_n^{-1}(\widehat{g}_{i,\alpha} \widehat{g}'_{i,\alpha} - g_i g'_i) \mathcal{S}_n^{\prime-1} \right\| \\ &+ 2\phi(0) \left\| \frac{1}{n} \sum_{i=1}^n (\phi(g'_i \theta_0) - \phi(\widehat{g}'_{i,\alpha} \widehat{\theta}_N)) \mathcal{S}_n^{-1} g_i g'_i \mathcal{S}_n^{\prime-1} \right\| + \left\| \frac{1}{n} \sum_{i=1}^n \mathcal{S}_n^{-1}(\phi^2(g'_i \theta_0) g_i g'_i - \Gamma_{1,0N}) \mathcal{S}_n^{\prime-1} \right\|. \end{aligned}$$

We will show each term in the RHS of the above equation is $o_p(1)$. We first note that

$$\begin{aligned} &\frac{1}{n} \sum_{i=1}^n \|\phi^2(\widehat{g}'_{i,\alpha} \widehat{\theta}_N) \mathcal{S}_n^{-1}(\widehat{g}_{i,\alpha} \widehat{g}'_{i,\alpha} - g_i g'_i) \mathcal{S}_n^{\prime-1}\| \\ &\leq \frac{1}{n} \sum_{i=1}^n \phi^2(0) \|\mathcal{S}_n^{-1}(\widehat{g}_{i,\alpha} - g_i)\|^2 + 2\phi^2(0) \left(\frac{1}{n} \sum_{i=1}^n \|\mathcal{S}_n^{-1} g_i\|^2 \right)^{1/2} \left(\frac{1}{n} \sum_{i=1}^n \|\mathcal{S}_n^{-1}(\widehat{g}_{i,\alpha} - g_i)\|^2 \right)^{1/2}, \quad (\text{B.25}) \end{aligned}$$

where the inequality follows from the triangular inequality, Hölder's inequality, and the boundedness of $\phi(\cdot)$. Thus, using the inequalities in (A.1) and (A.3), we have (B.25) $\leq o_p(1)$. We next found that

$$\begin{aligned} &\frac{1}{n} \sum_{i=1}^n \|(\phi(g'_i \theta_0) - \phi(\widehat{g}'_{i,\alpha} \widehat{\theta}_N)) \mathcal{S}_n^{-1} g_i g'_i \mathcal{S}_n^{\prime-1}\| \\ &\leq \left\| \frac{1}{n} \sum_{i=1}^n (\widetilde{\phi}(g'_i \theta_0) - \widetilde{\phi}(\widehat{g}'_{i,\alpha} \widehat{\theta}_N)) \mathcal{S}_n^{-1} g_i g'_i \mathcal{S}_n^{\prime-1} \right\| + \left\| \frac{1}{n} \sum_{i=1}^n (\Phi^{-1}(g'_i \theta_0) - \Phi^{-1}(\widehat{g}'_{i,\alpha} \widehat{\theta}_N)) \phi(0) \mathcal{S}_n^{-1} g_i g'_i \mathcal{S}_n^{\prime-1} \right\| \\ &\leq c \left(\left(\frac{1}{n} \sum_{i=1}^n \|\mathcal{S}_n^{-1}(\widehat{g}_i - g_i)\|^2 \right)^{1/2} + \|\widehat{\theta}_N - \theta_0\| \right) \left(\frac{1}{n} \sum_{i=1}^n \|\mathcal{S}_n^{-1} g_i\|^2 \right)^{1/2}, \quad (\text{B.26}) \end{aligned}$$

for a positive constant c . The first inequality follows from (B.13), and the second is obtained by applying the mean value theorem to $\widetilde{\phi}(\cdot)$ and $\Phi(\cdot)$ and the Hölder's inequality. We note that (B.26) is bounded above by $o_p(1)$ because of (A.1), (A.3) and Theorem 3.

Lastly, we found that $\mathbb{E}[\phi^2(g'_i \theta_0) \mathcal{S}_n^{-1} g_i g'_i \mathcal{S}_n^{\prime-1}] = \Gamma_{1,0N}$ and $\mathbb{E}[\|\phi^2(g'_i \theta_0) \mathcal{S}_n^{-1} g_i g'_i \mathcal{S}_n^{\prime-1}\|^2] < \infty$ by Assumption 11, and thus,

$$\left\| \frac{1}{n} \sum_{i=1}^n \mathcal{S}_n^{-1} \left(\phi^2(g'_i \theta_0) g_i g'_i - \Gamma_{1,0N} \right) \mathcal{S}_n^{\prime-1} \right\| \leq o_p(1) \quad (\text{B.27})$$

by the Markov's inequality. Hence, Lemma 6 follows from (B.25)-(B.27). \square

Lemma 7. Let $\widehat{\mathcal{J}}_{1,j} = \frac{1}{n} \sum_{i=1}^n m_{1j}^2(\widehat{\theta}_j, \widehat{g}_{i,\alpha}) \widehat{g}_{i,\alpha} \widehat{g}'_{i,\alpha}$. Suppose that the conditions for Theorem 4 hold. Then, $\|\mathcal{S}_n^{-1} \widehat{\mathcal{J}}_{1,\alpha} \mathcal{S}_n^{\prime-1} - \mathcal{J}_{1,0}\| = o_p(1)$.

Lemma 7 can be shown using arguments similar to those in Lemma 6. Hence, its proof is omitted.

Lemma 8. Suppose that the conditions for Theorem 4 hold. Then, $\|\mathcal{S}_n^{-1} \widehat{\mathcal{J}}_{2,j} \mathcal{S}_n^{\prime-1} - \mathcal{J}_{2,0j}\| = o_p(1)$.

Proof. Let $\widehat{\sigma}_{\psi_0}^2 = \frac{1}{n} \sum_{i=1}^n (\psi'_0 V_i)^2$. Under Assumptions 7 and 11, we have $\mathbb{E}[(\psi'_0 V_i)^4] < \infty$, and thus,

$\|\widehat{\sigma}_{\psi_0}^2 - \sigma_{\psi_0}^2\| = O_p(n^{-1/2})$. Moreover, Theorem 4 implies that $\|\widehat{\theta} - \theta_0\| = O_p(\mu_m^{-1})$. Hence,

$$\begin{aligned} |\widehat{\sigma}_{\widehat{\psi}}^2 - \widehat{\sigma}_{\psi_0}^2| &\leq \frac{1}{n} \sum_{i=1}^n |(\psi_0 - \widehat{\psi}_j)' V_i V_i' (\psi_0 - \widehat{\psi}_j) + \frac{1}{n} \sum_{i=1}^n |\widehat{\psi}_j' (V_i - \widehat{V}_{i,\alpha})(V_i - \widehat{V}_{i,\alpha})' \widehat{\psi}_j| \\ &\leq \|\widehat{\psi}_j - \psi_0\|^2 \frac{1}{n} \sum_{i=1}^n \|V_i\|^2 + \frac{1}{n} \sum_{i=1}^n \|V_i - \widehat{V}_{i,\alpha}\|^2 (\|\psi_0\|^2 + \|\widehat{\psi}_j - \psi_0\|^2) \end{aligned} \quad (\text{B.28})$$

where the inequalities follow from the triangular inequality and the Cauchy-Schwarz inequality. Note that, because of (A.1), (A.3) and Theorems 3 and 4, (B.28) is bounded above by $o_p(1)$.

Analogously, we let $\mathcal{V}_{jn} = \frac{1}{n} \sum_{i=1}^n \dot{m}_{2j}(\theta_0, g_i) Z_i \otimes g_{0i}$ that satisfies $\mathbb{E}[\|\dot{m}_{2j}(\theta_0, g_i) Z_i \otimes g_{0i}\|_{\text{HS}}^2] < \infty$ by Assumption 11. Thus, $\|\mathcal{V}_{jn} - \mathcal{V}_j\|_{\text{HS}} = O_p(n^{-1/2})$ by the Markov's inequality, and

$$\|\mathcal{V}_j \mathcal{K}_\alpha^{-1} \mathcal{K} \mathcal{K}_\alpha^{-1} \mathcal{V}_j^* - \mathcal{V}_{jn} \mathcal{K}_\alpha^{-1} \mathcal{K} \mathcal{K}_\alpha^{-1} \mathcal{V}_{jn}^*\| \leq \|\mathcal{V}_j \mathcal{K}_\alpha^{-1}\|_{\text{op}} \|\mathcal{V}_{jn} - \mathcal{V}_j\|_{\text{HS}} \leq O_p(n^{-1/2} \alpha^{-1/4}), \quad (\text{B.29})$$

by Assumption 12 and Theorem 1 of Baker (1973).

Therefore, it suffices to show that $\|\mathcal{V}_{jn} \mathcal{K}_\alpha^{-1} \mathcal{K} \mathcal{K}_\alpha^{-1} \mathcal{V}_{jn}^* - \widehat{\mathcal{V}}_{jn} \mathcal{K}_{n\alpha}^{-1} \mathcal{K}_n \mathcal{K}_{n\alpha}^{-1} \widehat{\mathcal{V}}_{jn}^*\|_{\text{op}} \leq o_p(1)$. We found

$$\begin{aligned} \|\widehat{\mathcal{V}}_{jn} - \mathcal{V}_{jn}\| &\leq c \left(\frac{1}{n} \sum_{i=1}^n (\dot{m}_{2j}(\widehat{\theta}_j, \widehat{g}_{i,\alpha}) - \dot{m}_{2j}(\theta_0, g_i))^2 \right)^{1/2} + c \left(\frac{1}{n} \sum_{i=1}^n \|\mathcal{S}_n^{-1}(\widehat{g}_{i,\alpha} - g_i)\|^2 \right)^{1/2} \\ &\leq c \left(\frac{1}{n} \sum_{i=1}^n \|\mathcal{S}_n^{-1}(\widehat{g}_{i,\alpha} - g_i)\|^2 \right)^{1/2} + c \|\widehat{\theta}_j - \theta_0\| \leq O_p(\mu_m^{-1} \alpha^{-1/4}) + O_p(\alpha^{3/4}) + O_p(\mu_m^{-1}) \end{aligned} \quad (\text{B.30})$$

where each inequality is obtained from an application of the triangular inequality, mean-value theorem, Hölder's inequality, Assumption 11, (A.1)-(A.3), Lipschitz continuity of $\widetilde{\phi}(\cdot)$, and the boundedness of $\phi(\cdot)$ respectively. Using Theorem 1 of Baker (1973) and Assumption 11, we found that $\|\mathcal{K}_\alpha^{-1} \mathcal{V}_j^*\|_{\text{HS}} \leq \|\mathcal{K}_\alpha^{-1} \mathcal{K}^{1/2}\|_{\text{op}} \|\mathcal{C}_j^*\|_{\text{HS}} \leq O_p(\alpha^{-1/4})$, and therefore,

$$\begin{aligned} &\|\widehat{\mathcal{V}}_{jn} \mathcal{K}_{n\alpha}^{-1} \mathcal{K}_n \mathcal{K}_{n\alpha}^{-1} \widehat{\mathcal{V}}_{jn}^* - \mathcal{V}_{jn} \mathcal{K}_\alpha^{-1} \mathcal{K} \mathcal{K}_\alpha^{-1} \mathcal{V}_{jn}^*\| \\ &\leq 2 \|\widehat{\mathcal{V}}_{jn} - \mathcal{V}_{jn}\|_{\text{op}} \|\mathcal{K}_{n\alpha}^{-1} \mathcal{K}_n\|_{\text{op}} \|\mathcal{K}_{n\alpha}^{-1} \mathcal{V}_{jn}^*\|_{\text{HS}} + \|\mathcal{V}_{jn} (\mathcal{K}_{n\alpha}^{-1} \mathcal{K}_n \mathcal{K}_{n\alpha}^{-1} - \mathcal{K}_\alpha^{-1} \mathcal{K} \mathcal{K}_\alpha^{-1}) \mathcal{V}_{jn}^*\| \\ &\leq \|\mathcal{C}_j\|_{\text{HS}}^2 \|\mathcal{K}^{1/2} (\mathcal{K}_{n\alpha}^{-1} \mathcal{K} \mathcal{K}_{n\alpha}^{-1} - \mathcal{K}_\alpha^{-1} \mathcal{K} \mathcal{K}_\alpha^{-1}) \mathcal{K}^{1/2}\|_{\text{op}} + o_p(1). \end{aligned} \quad (\text{B.31})$$

By using arguments similar to those in Lemma 2, it can be shown that (B.31) is bounded above by $o_p(1)$. Therefore, combining (B.24), (B.29) and (B.31), $\|\widehat{\mathcal{V}}_{jn} \mathcal{K}_{n\alpha}^{-1} \mathcal{K}_n \mathcal{K}_{n\alpha}^{-1} \widehat{\mathcal{V}}_{jn}^* - \mathcal{C}_j \mathcal{C}_j^*\| \leq o_p(1)$, and this concludes the proof. \square

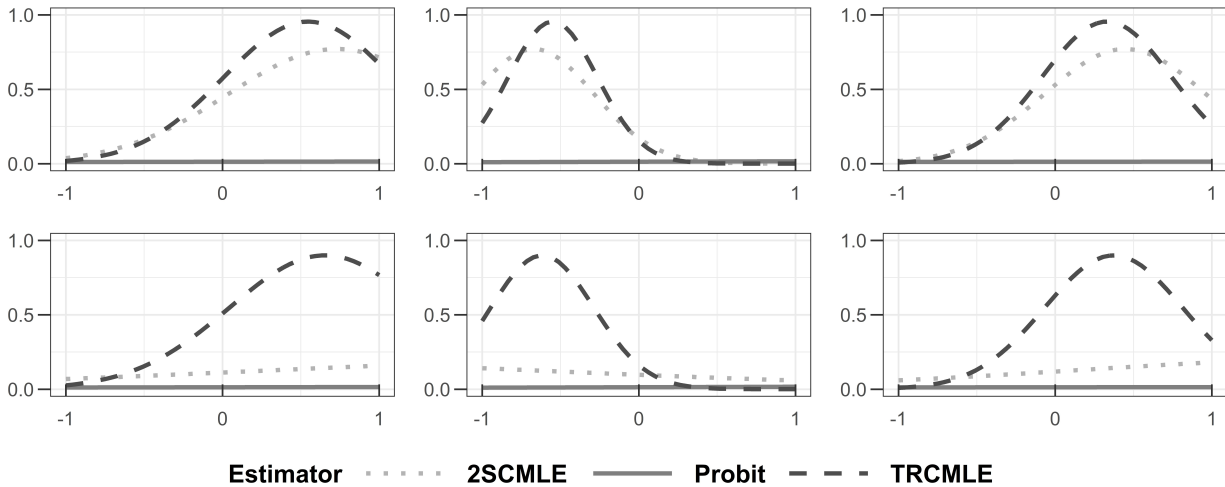
Appendix C: Additional Table and Figure

Table 4: Average partial effect estimates

Variables	TRNLSE	SCRNLSE	2SCMLE	Lasso	Probit
Model 1 ($\dim(Z_i) = 3$)					
$I_{i,(0-5)}$	0.3011	0.2909	0.3191	0.2687	0.0231
$I_{i,(6-12)}$	-0.5924	-0.5572	-0.5761	-0.4040	0.0455
$I_{i,(13-18)}$	0.5299	0.5130	0.4289	0.3067	0.0134
Model 2 ($\dim(Z_i) = 144$)					
$I_{i,(0-5)}$	0.3102	0.2902	0.0832	0.1707	0.0231
$I_{i,(6-12)}$	-0.5938	-0.5760	-0.0792	-0.2691	0.0455
$I_{i,(13-18)}$	0.5128	0.5233	0.1162	0.2648	0.0134

Note: Each cell reports point estimates of the average partial effect computed with the TRCMLE, SCRCMLE, 2SCMLE, probit estimator, and Lasso estimator. The sample size is 2,654.

Figure 4: Estimated average partial effect of family income on the probability of college completion



Note: Each figure is the estimated average partial effect of family income on the probability of college completion according to the standardized family income in the age interval 0-5 (left), 6-12 (middle), and 13-18 (right).

References

- Andrews, D. W. and X. Cheng (2014). GMM estimation and uniform subvector inference with possible identification failure. *Econometric Theory* 30(2), 287–333.
- Angrist, J. D. and A. B. Krueger (1991). Does compulsory school attendance affect schooling and earnings? *The Quarterly Journal of Economics* 106(4), 979–1014.
- Antoine, B. and P. Lavergne (2014). Conditional moment models under semi-strong identification. *Journal of Econometrics* 182(1), 59–69.
- Antoine, B. and E. Renault (2009). Efficient GMM with nearly-weak instruments. *The Econometrics Journal* 12(s1), S135–S171.

- Baker, C. R. (1973). Joint measures and cross-covariance operators. *Transactions of the American Mathematical Society* 186, 273–289.
- Bastian, J. and K. Micheltore (2018). The long-term impact of the earned income tax credit on children’s education and employment outcomes. *Journal of Labor Economics* 36(4), 1127–1163.
- Bekker, P. A. (1994). Alternative approximations to the distributions of instrumental variable estimators. *Econometrica* 62(3), 657–681.
- Belloni, A., D. Chen, V. Chernozhukov, and C. Hansen (2012). Sparse models and methods for optimal instruments with an application to eminent domain. *Econometrica* 80(6), 2369–2429.
- Benatia, D., M. Carrasco, and J.-P. Florens (2017). Functional linear regression with functional response. *Journal of Econometrics* 201(2), 269–291.
- Blundell, R. W. and J. L. Powell (2004). Endogeneity in semiparametric binary response models. *The Review of Economic Studies* 71(3), 655–679.
- Bosq, D. (2000). *Linear Processes in Function Spaces*. Springer New York.
- Cameron, A. C. and P. K. Trivedi (2005). *Microeconometrics: methods and applications*. Cambridge university press.
- Caner, M. and H. H. Zhang (2014). Adaptive elastic net for generalized methods of moments. *Journal of Business & Economic Statistics* 32(1), 30–47.
- Carrasco, M. (2012). A regularization approach to the many instruments problem. *Journal of Econometrics* 170(2), 383–398.
- Carrasco, M., J.-P. Florens, and E. Renault (2007). Linear inverse problems in structural econometrics estimation based on spectral decomposition and regularization. In J. Heckman and E. Leamer (Eds.), *Handbook of Econometrics* (1 ed.), Volume 6B, Chapter 77. Elsevier.
- Carrasco, M. and G. Tchuente (2015a). Efficient estimation with many weak instruments using regularization techniques. *Econometric Reviews* 35(8-10), 1609–1637.
- Carrasco, M. and G. Tchuente (2015b). Regularized LIML for many instruments. *Journal of Econometrics* 186(2), 427–442.
- Chao, J. C. and N. R. Swanson (2005). Consistent estimation with a large number of weak instruments. *Econometrica* 73(5), 1673–1692.
- Chen, C., S. Guo, and X. Qiao (2020). Functional linear regression: Dependence and error contamination. *Journal of Business & Economic Statistics*, in press.
- Chen, X., O. Linton, and I. V. Keilegom (2003). Estimation of semiparametric models when the criterion function is not smooth. *Econometrica* 71(5), 1591–1608.
- Dahl, G. B. and L. Lochner (2012). The impact of family income on child achievement: Evidence from the earned income tax credit. *American Economic Review* 102(5), 1927–56.

- Donald, S. G. and W. K. Newey (2001). Choosing the number of instruments. *Econometrica* 69(5), 1161–1191.
- Drábek, P. and J. Milota (2007). *Methods of nonlinear analysis: applications to differential equations*. Springer Science & Business Media.
- Dufour, J.-M. and J. Wilde (2018). Weak identification in probit models with endogenous covariates. *AStA Advances in Statistical Analysis* 102(4), 611–631.
- Eissa, N. and H. W. Hoynes (2004). Taxes and the labor market participation of married couples: the earned income tax credit. *Journal of Public Economics* 88(9-10), 1931–1958.
- Florens, J.-P. and S. Van Belleghem (2015). Instrumental variable estimation in functional linear models. *Journal of Econometrics* 186(2), 465–476.
- Frazier, D. T., E. Renault, L. Zhang, and X. Zhao (2020). Weak identification in discrete choice models. *arXiv*.
- Frijters, P., D. W. Johnston, M. Shah, and M. A. Shields (2009). To work or not to work? child development and maternal labor supply. *American Economic Journal: Applied Economics* 1(3), 97–110.
- Han, H. and E. Renault (2020). Identification strength with a large number of moments. *Econometric Reviews* 39(7), 691–714.
- Han, S. (2020). Nonparametric estimation of triangular simultaneous equations models under weak identification. *Quantitative Economics* 11(1), 161–202.
- Hansen, C. and D. Kozbur (2014). Instrumental variables estimation with many weak instruments using regularized JIVE. *Journal of Econometrics* 182(2), 290–308.
- Hausman, J., R. Lewis, K. Menzel, and W. Newey (2011). Properties of the CUE estimator and a modification with moments. *Journal of Econometrics* 165(1), 45–57.
- Horváth, L. and P. Kokoszka (2012). *Inference for Functional Data with Applications*. Springer-Verlag GmbH.
- Kress, R. (1999). *Linear Integral Equations*. Springer New York.
- Li, C., D. S. Poskitt, F. Windmeijer, and X. Zhao (2019). Binary outcomes, OLS, 2SLS and IV Probit. Technical report, Monash Econometrics and Business Statistics Working Papers.
- MacKinnon, J. G. and H. White (1985). Some heteroskedasticity-consistent covariance matrix estimators with improved finite sample properties. *Journal of Econometrics* 29(3), 305–325.
- Magnusson, L. M. (2010). Inference in limited dependent variable models robust to weak identification. *The Econometrics Journal* 13(3), S56–S79.
- Manski, C. F. (1988). Identification of binary response models. *Journal of the American Statistical Association* 83(403), 729–738.

- Meyer, B. D. and D. T. Rosenbaum (2001). Welfare, the earned income tax credit, and the labor supply of single mothers. *The Quarterly Journal of Economics* 116(3), 1063–1114.
- Miguel, E., S. Satyanath, and E. Sergenti (2004). Economic shocks and civil conflict: An instrumental variables approach. *Journal of Political Economy* 112(4), 725–753.
- Newey, W. K. and F. Windmeijer (2009). Generalized method of moments with many weak moment conditions. *Econometrica* 77(3), 687–719.
- Norton, E. C. and E. Han (2008). Genetic information, obesity, and labor market outcomes. *Health Economics* 17(9), 1089–1104.
- Nunn, N. and N. Qian (2014). US food aid and civil conflict. *American Economic Review* 104(6), 1630–1666.
- Rivers, D. and Q. H. Vuong (1988). Limited information estimators and exogeneity tests for simultaneous probit models. *Journal of Econometrics* 39(3), 347–366.
- Rothe, C. (2009). Semiparametric estimation of binary response models with endogenous regressors. *Journal of Econometrics* 153(1), 51–64.
- Seong, D. and W.-K. Seo (2021). Functional instrumental variable regression with an application to estimating the impact of immigration on native wages. *arXiv*.
- Staiger, D. and J. H. Stock (1997). Instrumental variables regression with weak instruments. *Econometrica* 65(3), 557–586.
- Stock, J. H. and M. Yogo (2005). Asymptotic distributions of instrumental variables statistics with many instruments. In D. W. K. Andrews and J. H. Stock (Eds.), *Identification and Inference for Econometric Models*, pp. 109–120. Cambridge University Press.
- van der Vaart, A. W. and J. A. Wellner (1996). *Weak Convergence and Empirical Processes*. Springer New York.
- Wooldridge, J. M. (2010). *Econometric Analysis of Cross Section and Panel Data*. The MIT Press.