
Non-Stationary Representation Learning in Sequential Linear Bandits

Yuzhen Qin*
yuzhenq@ucr.edu

Tommaso Menara†
tommaso.menara@gmail.com

Samet Oymak‡
oymak@ece.ucr.edu

ShiNung Ching§
shinung@wustl.edu

Fabio Pasqualetti*
fabiopas@engr.ucr.edu

Abstract

In this paper, we study representation learning for multi-task decision-making in non-stationary environments. We consider the framework of sequential linear bandits, where the agent performs a series of tasks drawn from distinct sets associated with different environments. The embeddings of tasks in each set share a low-dimensional feature extractor called *representation*, and representations are different across sets. We propose an online algorithm that facilitates efficient decision-making by learning and transferring non-stationary representations in an adaptive fashion. We prove that our algorithm significantly outperforms the existing ones that treat tasks independently. We also conduct experiments using both synthetic and real data to validate our theoretical insights and demonstrate the efficacy of our algorithm.

1 INTRODUCTION

Humans are naturally endowed with the ability to learn and transfer experience to later unseen tasks. The key mechanism enabling such versatility is the abstraction of past experience into a ‘basis set’ of simpler representations that can be used to construct new strategies much more efficiently in future complex environments [1, 2].

Inspired by this observation, recent years have witnessed an increased interest in the study of *representation learning* [3]. Representation learning is an important tool to perform transfer learning, wherein common low-dimensional features shared by tasks are inferred and generalized. It underlies major advances in a variety of fields including language processing [4], drug discovery ([5]), and reinforcement learning [6]. Due to its promising seminal impact, there are many recent theoretical studies on representation learning (e.g., see [7–11]). Yet, existing literature focuses on representation learning for batch tasks, and is restricted to static representations, thus relying on the working assumption that *one representation fits all tasks*.

Most realistic decision-making scenarios feature two challenges: (i) the learning agent faces tasks that appear in sequence, and (ii) the agent may encounter distinct environments sequentially (see Fig. 1 (a)), where learning a single representation is no longer sufficient. Humans can perform extraordinarily well in such scenarios because of their flexibility to adapt to new environments.

*Department of Mechanical Engineering, University of California, Riverside, CA 92521, USA

†Department of Mechanical and Aerospace Engineering, University of California, San Diego, La Jolla, CA 92093, USA

‡Department of Electrical and Computer Engineering, University of California, Riverside, CA 92521, USA

§Department of Electrical and Systems Engineering and Biomedical Engineering, Washington University in St. Louis, St. Louis, MO 63130, USA

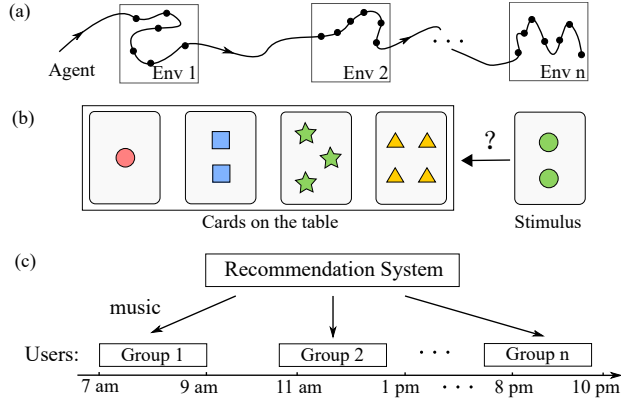


Figure 1: Scenarios with non-stationary environments. (a) Changing environments that the agent enters to perform tasks in sequence. (b) The Wisconsin Card Sorting Task, a classical test to assess cognitive capabilities that features a changing sorting rule; (c) A recommendation system that recommends music to distinct users at different times of the day based on the users’ tastes.

For instance, in the Wisconsin Card Sorting Task (WCST, see Fig. 1 (b)), participants are asked to match a sequence of stimulus cards to one of the four cards on the table according to some sorting rule—number, shape, or color. The sorting rule changes every now and then without informing the participants. Earlier studies have shown that, in general, humans perform very well on this task (e.g., [12]). By contrast, some classical learning algorithms, such as the tabular-Q learning and the deep-Q learning, struggle in WCST (as we show in Section 6). Unlike humans, these algorithms can neither abstract succinct information from experience nor adapt to new environments. This observation reveals the need to develop more human-like reasoning and a more fluid approach in representation learning.

This paper takes an important step towards a deeper theoretical understanding of representation learning in non-stationary environments. As a prototypical sequential decision-making scenario, we consider a series of linear bandit models, where each bandit represents a different task, and the objective is to maximize the cumulative reward by interacting with these tasks. Moreover, sequential tasks are drawn from distinct sets that represent different environments. Importantly, tasks in the same environment share a low-dimensional linear representation, and different environments have their own representations. Note that our modeling choice can be used in a wide range of applications. For instance, consider an adaptive recommender system that suggests music to the users of a streaming platform. This system naturally fits our model: non-stationary environments arise due to the fact that distinct groups of active users may have different preferences at different times of the day (see Fig. 1 (c)). The goal of this paper is to analytically study representation learning in dynamical environments akin to the above recommendation system.

Related Work. As a well-known model to capture the exploration-exploitation dilemma in decision-making, multi-armed bandits have attracted extensive attention (see [13] for a survey). A variety of generalized bandit problems have been investigated, where the situations with non-stationary reward functions [14], restless arms [15], satisficing reward objectives [16], heavy-tailed reward distributions [17], risk-averse decision-makers [18], and multiple players [19] are considered. Recently, distributed algorithms have also been proposed to tackle bandit problems (e.g., see [20–27]).

Besides the above work that focuses on single-task bandits, some efforts have also been made to study multi-task problems. The core of multi-task bandits is to learn and transfer interrelationships across multiple tasks, aiming to improve decision-making efficiency compared to treating tasks independently. Various types of interrelationships can be leveraged to boost the learning agent’s performance, including the mean of tasks drawn from a stationary distribution [28, 29], similarity of task coefficients in linear bandits [30], and resemblance in contexts of arms in contextual bandits [31]. Recently, learning low-dimensional subspaces shared by task coefficients has also been proven to improve performance in simultaneous linear bandits [32, 33].

Contribution. This paper seeks to learn and transfer non-stationary representations across sequential bandits. In sharp contrast to recent studies that play bandits simultaneously [32, 33], the sequential

setting is more realistic, and representation learning in it is much more challenging. First, there is not a low-dimensional representation that fits all bandits. The agent needs to adapt to dynamical environments. Second, the agent does not know when contextual changes happen, thus has no knowledge of the number of tasks drawn from an environment. It is thus challenging to strike the balance between representation exploration and exploitation.

We propose an adaptive algorithm to overcome these challenges. Within each environment, this algorithm alternates between representation exploration and exploitation, making it flexible to different duration of environments. Meanwhile, we incorporate a change-detection strategy into our algorithm to adapt to non-stationary environments. We further obtain an upper bound for our algorithm $\tilde{O}(dr\sqrt{mSN} + Sr\sqrt{N})$, with d being the task dimension, r the representation dimension, m the number of environments, S the number of tasks, and N the number of rounds for each task. Our regret significantly outperforms the baseline $\Theta(Sd\sqrt{N})$ of algorithms treating tasks independently. To demonstrate our theoretical results, we perform some experiments using synthetic data and LastFM data. Simulation results also show that our algorithm considerably outperforms classical reinforcement learning algorithms in WCST.

Our preliminary work [34] just focuses theoretical findings on representation learning in the sequential setting, but we go well beyond that in this paper by considering non-stationary environments and providing a comprehensive account of the results. Further, we demonstrate the broad applications of our results by presenting more experiments.

Organization. Our problem setup is detailed in Section 2. In Section 3, we present an algorithm that perform representation learning in sequential bandits in a single environment. A representation-change-detection algorithm is provided in Section 4. In Section 5, the main algorithm of this paper is presented by putting together Sections 3 and 4. Illustrative experiments are reported in Section 6. Concluding remarks appear in Section 7.

Notation. Given a matrix $A \in \mathbb{R}^{m \times n}$, $\text{Span}(A)$ denotes its column space, $A_{\perp} \in \mathbb{R}^{m \times (m-n)}$ the orthonormal basis of the complement of $\text{Span}(A)$, $[A]_i$ its i th column, and $\sigma_i(A)$ its i th largest singular value. Let E and F be two orthonormal basis of two subspaces in $\mathbb{R}^{d \times r}$. Define $\sin \theta_1(E, F) := \sin(\theta_1)$ and $\sin \theta_r(E, F) := \sin(\theta_r)$, where θ_1 and θ_r are computed by the singular value decomposition $E^{\top}F = UDV^{\top}$ with $D = \text{diag}(\cos \theta_1, \dots, \cos \theta_r)$ satisfying $0 \leq \theta_r \leq \dots \leq \theta_1 \leq \frac{\pi}{2}$. Given a positive number x , $\lceil x \rceil$ denotes the smallest integer that is greater than or equal to x . Given two functions $f, g : \mathbb{R}^+ \rightarrow \mathbb{R}^+$, we write $f(x) = O(g(x))$ if there is $M_o > 0$ and $x_0 > 0$ such that $f(x) \leq M_o g(x)$ for all $x \geq x_0$, and $f(x) = \tilde{O}(g(x))$ if $f(x) = O(g(x) \log^k(x))$. Also, we denote $f(x) = \Omega(g(x))$ if there is $M_{\Omega} > 0$ and $x_0 > 0$ such that $f(x) \geq M_{\Omega} g(x)$ for all $x \geq x_0$, and $f(x) = \Theta(g(x))$ if $f(x) = O(g(x))$ and $f(x) = \Omega(g(x))$.

2 Problem Setup

In this paper, we consider the multi-task sequential linear bandits model, described by

$$y_t = x_t^{\top} \theta_{\sigma(t)} + \eta_t, \quad (1)$$

where $x_t \in \mathcal{A} \subseteq \mathbb{R}^d$ is the action taken by the agent at round t , θ is the bandit coefficient, and η_t is the additive noise which is assumed to be zero mean 1-sub-Gaussian, i.e., $\mathbb{E}[e^{\lambda \eta_t}] \leq \exp(\frac{\lambda^2}{2})$ for any $\lambda > 0$. Here the coefficient vector θ is time-varying, determined by the switching signal $\sigma(t)$. We assume that $\sigma(t)$ changes its value for $S - 1$ times, i.e., the agent plays S sequential bandit tasks in total. Denote the task sequence as $\mathcal{S} = \{\theta_1, \theta_2, \dots, \theta_S\}$. For any i , the task θ_i is played for N_i rounds.

In this paper, we consider a setting where the tasks are drawn from non-stationary environments. Specifically, $\theta_{\sigma(t)}$ sequentially takes values from m distinct task sets, $\mathcal{S}_1, \dots, \mathcal{S}_m$ (illustrated in Fig. 2), where each set describes an environment that we also refer to as a *context*. With the aim to maximize the cumulative reward, the agent needs to learn to make decisions that account for *contextual changes*. Within each context, tasks share a low-dimensional common feature, that is, for each \mathcal{S}_k , there exists a matrix $B_k \in \mathbb{R}^{d \times r_k}$ with orthonormal columns such that for any $\theta_i \in \mathcal{S}_k$, $\theta_i = B_k \alpha_i$ for some α_i . With a slight abuse of terminology, we refer to the matrices B_k as the *representations* of the contexts. The agent does not know when a new context occurs. That is, letting

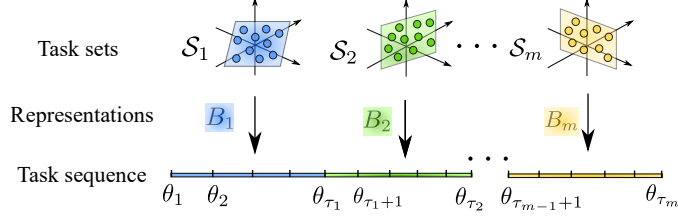


Figure 2: Sequential tasks with contextual changes. Different tasks are taken from distinct sets $\mathcal{S}_1, \dots, \mathcal{S}_m$. Tasks in each set share a low dimensional representation. The number of tasks sharing the same representation is not known *a priori*.

τ_k be the number of consecutive tasks in \mathcal{S} that are drawn from \mathcal{S}_k (i.e., the duration of different contexts in Fig. 2), the value of τ_k is not known by the agent.

For simplicity, we assume: (a) that tasks are played for the same number of rounds, i.e., $N_i = N$ for all $i = 1, \dots, S$; and (b) that all the representations have the same dimension, i.e., $r_k = r$ for all $k = 1, \dots, m$. Note that our results can be readily applied if these assumptions are violated. Particularly, for heterogeneous r_k , one can simply let $r = \max_k r_k$.

To measure the agent’s performance in the total of $T = SN$ rounds, we introduce the *regret*

$$R_T = \sum_{t=1}^T (x_t^* - x_t)^\top \theta_{s(t)}, \quad (2)$$

where $x_t^* = \arg \max_{x \in \mathcal{A}} x^\top \theta_{s(t)}$ is the optimal action that maximizes the reward at round t . Maximizing the cumulative reward is then equivalent to minimizing the regret R_T .

Following existing studies (e.g., see [35, 36]), we assume that the following standard assumptions on the action set \mathcal{A} and the task coefficients θ_i hold throughout this paper.

Assumption 1 (Linear bandits) *We assume that: (a) the action set \mathcal{A} is the ellipsoid of the form $\{x \in \mathbb{R}^d : x^\top M^{-1}x \leq 1\}$, where M is a symmetric positive definite matrix, and (b) there are positive constants θ_{\min} and θ_{\max} so that $\theta_{\min} \leq \|\theta_s\| \leq \theta_{\max}$ for all $s \in \{1, 2, \dots, S\}$.*

Limitation of Independent Strategies. Under the stated assumptions, previous work (e.g., see [35–37]) shows that the regret of single-task bandits is lower bounded by $\Omega(d\sqrt{d})$. Intuitively, if the sequential bandits $\mathcal{S} = \{\theta_1, \theta_2, \dots, \theta_S\}$ are independently played by those standard algorithms, the best performance is optimally $\Theta(Sd\sqrt{N})$.

Potential Benefits of Representation Learning. In the case of an oracle where the representations B_1, \dots, B_m are known, it holds that $\theta_i = B_k \alpha_i$ for any $\theta_i \in \mathcal{S}$. Letting $z_t = B_k^\top x_t$, the d -dimensional bandit $y_t = x_t^\top \theta_i + \eta_t$ becomes a r -dimensional one $y_t = z_t^\top \alpha_i + \eta_t$ with $\alpha_i \in \mathbb{R}^r$. Following [35–37], one can show that the best performance of an algorithm can be optimally $\Theta(Sr\sqrt{N})$, which indicates a significant performance improvement compared to the standard algorithms if $r \ll d$. The reason is that learning to make decisions is accomplished in much lower-dimensional subspaces. The above observation implies potential benefits of representation learning, that is, exploring and exploiting the underlying interconnections between bandit tasks can facilitate more efficient decision-making.

In our setting, representation learning has two main challenges. First, how can the agent explore and exploit representation in the sequential setting? Particularly, striking the balance between exploration and exploitation becomes more challenging than the situation where bandits are played concurrently (e.g., see [32, 33]). There is a trade-off between the need to explore more sequential tasks (more data samples) for obtaining a more accurate representation estimate and the incentive to exploit the learned representation for more efficient learning and higher rewards. Second, how can the agent deal with contextual changes? The remainder of this paper aims to address these challenges.

Algorithm 1 SeqRepL

1: **Input:** L, N_1, N_2, n . **Initialize:** $\hat{P} = 0_{d \times d}$.
2: **for each cycle** n :
3: *Rep Exploration:* play L tasks in \mathcal{T} using RepE, $\hat{P} = \hat{P} + \hat{\theta}_i \hat{\theta}_i^\top$ \triangleright fixed duration: L
4: $\hat{B} \leftarrow$ top r singular value decomposition of $\hat{W} = \frac{1}{nL} \hat{P}$
5: *Rep Transfer:* play nL tasks in \mathcal{S}_τ using RepT(\hat{B}) \triangleright increasing duration: nL
6: update $n = n + 1$

Algorithm 2 Representation Exploration (RepE)

1: **Input:** $N, N_1, \{a_1, \dots, a_d\}$.
2: **for** $t = 1 : N_1$ **do**
3: Take the action $x_t = a_i, i = (t - 1 \bmod d) + 1$
4: **end for**
5: Compute $\hat{\theta} = (X_E X_E^\top)^{-1} X_E Y_E$
6: **for** $t = N_1 + 1 : N$ **do**
7: Take the action $x_t = \arg \max_{x \in \mathcal{A}} x^\top \hat{\theta}$
8: **end for**

3 Representation Learning in Sequential Bandits: A Within-Context Policy

In this section, we show how the agent can improve its performance by using representation learning in the sequential setting. The main result is the sequential representation learning algorithm (SeqRepL, see Algorithm 1), a within-context policy that deals with individual segments of tasks drawn from a same set.

3.1 Sequential Representation Learning Algorithm

The key feature of SeqRepL is to balance representation exploration and exploitation without knowing the duration of each context. To demonstrate how SeqRepL works, we restrict our attention to a series of bandit tasks in this section:

$$\mathcal{T} = \{\theta_1, \dots, \theta_\tau\}, \tag{3}$$

where the number τ is unknown, and the tasks share the representation $B \in \mathbb{R}^{d \times r}$.

SeqRepL operates in a cyclic manner, which is inspired by the PEGE algorithm in [35]. It alternates between two sub-algorithms—*representation exploration* (RepE, see Algorithm 2) and *representation transfer* (RepT, see Algorithm 3). Both RepE and RepT are explore-then-commit (ETC) algorithms, consisting of two stages, i.e., exploration and commitment.

RepE. At the exploration stage of N_1 rounds, d actions, a_1, \dots, a_d , are repeatedly taken in sequence. These actions can be arbitrarily chosen but need to be linearly independent such that they span the action space defined by \mathcal{A} . In this paper, we simply let $a_i = \lambda_0 e_i$, where $\{e_1, \dots, e_d\}$ is the standard basis of \mathbb{R}^d and λ_0 is such that $a_i \in \mathcal{A}$. Then, the coefficient θ is estimated by the least-squares regression

$$\hat{\theta} = (X_E X_E^\top)^{-1} X_E Y_E,$$

where $X_E = [x_1, \dots, x_{N_1}]$ and $Y_E = [y_1, \dots, y_{N_1}]^\top$ respectively collect the actions and rewards at this stage. At the commitment stage, the greedy action $x_t = \arg \max_{x \in \mathcal{A}} x^\top \hat{\theta}$ is taken for $N - N_1$ times.

RepT. Different from RepE, RepT utilizes $\hat{B} \in \mathbb{R}^{d \times r}$ as a plug-in surrogate for the unknown representation B to learn the coefficient θ . The exploration stage is accomplished in the r -dimensional space $\text{Span}(\hat{B})$. Specifically, r actions a'_1, \dots, a'_r , are repeatedly taken for N_2 rounds. These actions can be arbitrarily chosen in $\text{Span}(\hat{B})$ such that they are linearly independent. In this paper, we let $a'_i = \lambda_0 [\hat{B}]_i$, and λ_0 is such that $a'_i \in \mathcal{A}$. To estimate θ , RepT computes α first. Observe that $y_t = x_t^\top \theta + \eta_t = x_t^\top B \alpha + \eta_t$. Then, α is estimated with \hat{B} by the least-squares regression

$$\hat{\alpha} = (\hat{B}^\top X_T X_T^\top \hat{B})^{-1} \hat{B}^\top X_T Y_T,$$

Algorithm 3 Representation Transfer (RepT(\hat{B}))

Input: $N, N_2, \hat{B} \in \mathbb{R}^{d \times r}, \{a'_1, \dots, a'_r\}$
for $t = 1 : N_2$ **do**
 Take the action $x_i = a'_i, i = (t - 1 \bmod r) + 1$
end for
 Compute $\hat{\alpha} = (\hat{B}^\top X_T X_T^\top \hat{B})^{-1} \hat{B}^\top X_T Y_T$ and $\hat{\theta} = \hat{B} \hat{\alpha}$
for $t = N_2 + 1 : N$ **do**
 Take the action $x_t = \arg \max_{x \in \mathcal{A}} x^\top \hat{\theta}$
end for

where $X_T = [x_1, x_2, \dots, x_{N_2}]$ and $Y_T = [y_1, y_2, \dots, y_{N_2}]^\top$ collect the actions and rewards in the exploration phase. Subsequently, θ is estimated by $\hat{\theta} = \hat{B} \hat{\alpha}$. Similar to RepE, $x_t = \arg \max_{x \in \mathcal{A}} x^\top \hat{\theta}$ is taken at the commitment stage.

SeqRepL. As shown in Algorithm 1, there are two phases in each cycle of SeqRepL. Specifically, for any cycle n , these phases are:

1) *Representation Exploration* phase: L tasks (L is to be designed) are played using RepE. Let $\hat{W} = \frac{1}{nL} \sum_i \hat{\theta}_i \hat{\theta}_i^\top$ where $\hat{\theta}_i$'s are all the estimated coefficients obtained by RepE in all the previous n cycles. Then, the representation B is estimated by performing the singular value decomposition (SVD) to \hat{W} . Specifically, \hat{B} takes the singular vectors associated with the r largest singular values of \hat{W} , i.e., $\hat{B} = \hat{U}_1$ with $\hat{U}_1 \in \mathbb{R}^{d \times r}$ taken from the SVD $\hat{W} = [\hat{U}_1, \hat{U}_2] \hat{\Sigma} \hat{V}^\top$.

2) *Representation Transfer* phase: the latest representation estimate \hat{B} is transferred. Specifically, nL sequential tasks are played using RepT(\hat{B}).

Notice that for any cycle n , L more tasks are played using RepT than the previous $(n - 1)$ th cycle. We next show that this alternating scheme balances representation exploration and exploitation excellently. First, let us make the following assumption.

Assumption 2 (Task diversity) *Suppose that there exist an integer ℓ and a constant $\nu > 0$ such that any subsequence of length ℓ in the sequence in Eq. (3) satisfies $\sigma_r(W_s W_s^\top / \ell) \geq \frac{\nu}{r} > 0$ for any s , where $W_s = [\theta_{s+1}, \dots, \theta_{s+\ell}]$.*

This assumption states that the sequential tasks are spread out in the r -dimensional subspace. It ensures that the underlying representation can be learned before all the bandit tasks are played so that it can be transferred to later tasks.

Theorem 1 (Upper bound of SeqRepL) *Let the agent play the series of bandits in Eq. (3) using SeqRepL in Algorithm 1. Let $L = \ell$, $N_1 = dr\sqrt{N}/\ell$ and $N_2 = r\sqrt{N}$. Then, the regret $R_{\tau N}$ of SeqRepL satisfies*

$$\mathbb{E}[R_{\tau N}] = \tilde{O}\left(dr\sqrt{\tau N} + \frac{d\ell}{r}\sqrt{N\tau} + \tau r\sqrt{N}\right). \quad (4)$$

The third term in (4) is the regret incurred when using the oracle representation, and the first two terms include the regret that results from representation exploration and transferring the estimated representation with errors. Recall that if the same series of bandits are played by using standard algorithms that play bandits independently, e.g., UCB [37], PEGE [35], and ETC [38], the best regret is optimally $\Theta(\tau d\sqrt{N})$. It can be seen from Theorem 1 that our algorithm outperforms them if $\tau > \max\{r^2, \ell^2/r^2\}$. The advantage of our algorithm is even more considerable for smaller r and larger τ , which indicates the particular benefits of representation learning when there is a low-dimensional representation and there are many tasks. Moreover, in sharp contrast to existing representation learning bandit algorithms, e.g., [32, 33], our algorithm requires no knowledge of τ .

The following corollary provide an upper bound of SeqRepL if ℓ in Assumption 2 is of the order of r .

Corollary 1 *Assume that ℓ in Assumption 2 is of the order of r , i.e., $\ell = \Theta(r)$. Let $N_1 = d\sqrt{rN}$ and $N_2 = r\sqrt{N}$. Then, the regret of SeqRepL for the sequential bandits in Eq. (3) satisfies $\mathbb{E}[R_{\tau N}] = \tilde{O}\left(dr\sqrt{\tau N} + \tau r\sqrt{N}\right)$.*

From this corollary, it can be observed that our algorithm outperforms the standard ones just if $\tau > r^2$. For the series of sequential bandits in Eq. (3), it follows from [32] that the lower bound is $\Omega(d\sqrt{\tau r N} + \tau r\sqrt{N})$. Notice that there is just a gap of \sqrt{r} between our upper bound and this lower bound.

3.2 Analysis of Theorem 1

We first provide some instrumental results.

Lemma 1 (Regret of RepE) *Given a bandit task $\theta \in \mathcal{T}$, let the agent play it using RepE in Algorithm 2 for N rounds. Then, the regret R_N of RepE satisfies $\mathbb{E}[R_N] = O(N_1 + \frac{N}{N_1}d^2)$.*

Proof Without loss of generality, we assume that N_1 is a multiple of d . Following similar steps as those in Lemma 3.4 of [35], we can obtain that after N_1 steps of exploration

$$\mathbb{E}[\|\hat{\theta} - \theta\|^2] \leq \frac{d^2}{N_1}.$$

From [35], it holds that $\max_{x \in \mathcal{A}} x^\top \theta - \max_{x \in \mathcal{A}} x^\top \hat{\theta} \leq J\|\theta - \hat{\theta}\|/\|\theta\|$, where J is a constant that exists since the action set \mathcal{A} is an ellipsoid. Since $\|\theta\| \geq \theta_{\min}$, it follows that

$$\mathbb{E}\left[\max_{x \in \mathcal{A}} x^\top \theta - \max_{x \in \mathcal{A}} x^\top \hat{\theta}\right] \leq J \frac{\mathbb{E}\|\theta - \hat{\theta}\|^2}{\theta_{\min}} \leq J \frac{d^2}{N_1 \theta_{\min}}. \quad (5)$$

Further, at the exploration phase it holds with $g(\theta) := \arg \max_{x \in \mathcal{A}} x^\top \theta$ that

$$g^\top(\theta)\theta - x_t^\top \theta \leq \max_{x \in \mathcal{A}} x^\top \theta - \max_{x \in \mathcal{A}} x^\top (-\theta) \leq 2J\theta_{\max}.$$

Therefore, the total regret in N steps satisfies

$$\mathbb{E}[R_N] \leq 2J\theta_{\max}N_1 + (N - N_1)J \frac{d^2}{N_1 \theta_{\min}} = O(N_1 + \frac{N}{N_1}d^2),$$

which completes the proof. \blacksquare

Lemma 2 (Regret of RepT) *Given a bandit task $\theta \in \mathcal{T}$, assume that there exists $B \in \mathbb{R}^{d \times r}$ with orthonormal columns such that $\theta = B\alpha$ for some $\alpha \in \mathbb{R}^r$. Assume that an estimate \hat{B} is known and satisfies $\|\hat{B}^\top B_\perp\|_F \leq \varepsilon$. Let the agent play this task for N rounds using RepT(\hat{B}) in Algorithm 3, then the regret satisfies $\mathbb{E}[R_N] = O(N_2 + \frac{N}{N_2}r^2 + N\varepsilon^2)$.*

Proof Without loss of generality, we assume that N_2 is a multiple of r . Recall that, at the end of the exploration phase, $\hat{\alpha}$ is computed by $\hat{\alpha} = (\hat{B}^\top X_T X_T^\top \hat{B})^{-1} \hat{B}^\top X_T Y_T$. Since x_t repeatedly takes actions from a'_1, \dots, a'_r , it holds that $X_T X_T^\top = N_2 A A^\top / r$ with $A = [a'_1, \dots, a'_r]$. Therefore, we have $\hat{\alpha} = (N_2 \hat{B}^\top A A^\top \hat{B} / r)^{-1} \hat{B}^\top X_T Y_T$. Since $a'_i = \lambda_0 [\hat{B}]_i$, it holds that $A = \lambda_0 \hat{B}$, which implies that $(N_2 \hat{B}^\top A A^\top \hat{B} / r)^{-1} = \frac{r}{\lambda_0^2 N_2} I_r$. Consequently,

$$\hat{\alpha} = \frac{r}{\lambda_0^2 N_2} \hat{B}^\top X_T Y_T.$$

As $Y_T = X_T^\top B \alpha + \eta$ with $\eta = [\eta_1, \dots, \eta_{N_2}]^\top$, we have

$$\begin{aligned} \hat{\alpha} &= \frac{r}{\lambda_0^2 N_2} \hat{B}^\top X_T (X_T^\top B \alpha + \eta) = \frac{r}{\lambda_0^2 N_2} \frac{N_2}{r} \hat{B}^\top A A^\top B \alpha + \frac{r}{\lambda_0^2 N_2} \hat{B}^\top X_T \eta \\ &= \hat{B}^\top B \alpha + \frac{r}{\lambda_0^2 N_2} \hat{B}^\top X_T \eta. \end{aligned}$$

As $\hat{\theta} = \hat{B} \hat{\alpha}$ and $\theta = B \alpha$, it follows that

$$\hat{\theta} - \theta = \hat{B} \hat{\alpha} - B \alpha = \underbrace{\hat{B} \hat{B}^\top B \alpha - B \alpha}_{s_1} + \underbrace{\frac{r}{\lambda_0^2 N_2} \hat{B} \hat{B}^\top X_T \eta}_{s_2}.$$

Next, we evaluate $\mathbb{E}\|\hat{\theta} - \theta\|^2$. It holds that $\mathbb{E}\|\hat{\theta} - \theta\|^2 \leq \mathbb{E}\|s_1\|^2 + \mathbb{E}\|s_2\|^2$.

Observe that $I_d = \hat{B}\hat{B}^\top + \hat{B}_\perp\hat{B}_\perp^\top$. Thus, we have

$$\mathbb{E}\|s_1\|^2 = \|(I_d - \hat{B}_\perp\hat{B}_\perp^\top)B\alpha - B\alpha\|^2 = \|\hat{B}_\perp\hat{B}_\perp^\top B\alpha\|^2.$$

Because $\|\hat{B}_\perp^\top B\|_F \leq \varepsilon$, we have

$$\mathbb{E}\|s_1\|^2 \leq \|\hat{B}_\perp\|^2 \cdot \|\hat{B}_\perp^\top B\|_F^2 \cdot \|\alpha\|^2 \leq \mu\varepsilon^2, \quad (6)$$

where $\mu > 0$, which is such that $\|\alpha\|^2 \leq \mu$, exists since $\theta = B\alpha$ satisfies $\theta_{\min} \leq \theta \leq \theta_{\max}$.

Now, we evaluate $\mathbb{E}\|s_2\|^2$, which satisfies

$$\mathbb{E}\|s_2\|^2 = \frac{r^2}{\lambda_0^4 N_2^2} \mathbb{E}(\hat{B}\hat{B}^\top X_T \eta)^\top \hat{B}\hat{B}^\top X_T \eta = \frac{r^2}{\lambda_0^4 N_2^2} \sum_{t=1}^{N_2} x_t^\top \hat{B}\hat{B}^\top x_t \mathbb{E}\eta_t^2.$$

Since η_t is sub-Gaussian with variance proxy variable 1, we have

$$\mathbb{E}\|s_2\|^2 \leq \frac{r^2}{\lambda_0^4 N_2^2} \sum_{t=1}^{N_2} x_t^\top \hat{B}\hat{B}^\top x_t = \frac{r^2}{\lambda_0^2 N_2}. \quad (7)$$

Putting Eqs. (6) and (7) together, we have $\mathbb{E}\|\hat{\theta} - \theta\|^2 \leq \frac{r^2}{\lambda_0^2 N_2} + \mu\varepsilon^2$. Similar to (5), one can derive that

$$\mathbb{E}[\max_{x \in \mathcal{A}} x^\top \theta - \max_{x \in \mathcal{A}} x^\top \hat{\theta}] \leq J \frac{r^2}{\theta_{\min} \lambda_0^2 N_2} + J \frac{1}{\theta_{\min}} \mu\varepsilon^2. \quad (8)$$

For the commitment phase, there are $N - N_2$ steps. Thus, the overall regret satisfies

$$\mathbb{E}[R_N] \leq 2J\theta_{\max} N_2 + (N - N_2) \mathbb{E}(\max_{x \in \mathcal{A}} x^\top \theta - \max_{x \in \mathcal{A}} x^\top \hat{\theta}).$$

Substituting (8) into the right side yields $\mathbb{E}[R_N] = O(N_2 + \frac{N}{N_2} r^2 + N\varepsilon^2)$, which completes the proof. \blacksquare

Theorem 2 (Accuracy of learned representation) *Let the agent play the series of bandits in Eq. (3) using SeqRepL in Algorithm 1. Then, for any cycle n , the estimate \hat{B} at the end of the representation exploration phase satisfies*

$$\|\hat{B}^\top B_\perp\|_F \leq \tilde{O}\left(\frac{dr}{\lambda_0 \nu} \sqrt{\frac{1}{nLN_1}}\right), \quad (9)$$

with probability at least $1 - \frac{1}{kN_1}$.

Note that $\|\hat{B}^\top B_\perp\|_F$ measures the distance between \hat{B} and the true representation B . This distance decreases with n , implying that \hat{B} becomes progressively more accurate as more tasks are explored by the RepE algorithm. The proof of this theorem can be found in the Appendix.

We are now ready to prove Theorem 1.

Proof of Theorem 1: In the n th cycle of SepRepL, ℓ tasks are played in the representation exploration phase. Then, it follows from Lemma 1 that the regret in this phase, denoted as $R_{\text{RepE}}(n)$, satisfies $\mathbb{E}R_{\text{RepE}}(n) = O(\ell N_1 + \ell \frac{N}{N_1} d^2)$. From Theorem 2, we have

$$\|\hat{B}^\top B_\perp\|_F \leq \tilde{O}\left(\frac{dr}{\lambda_0 \nu} \sqrt{\frac{1}{n\ell N_1}}\right).$$

Then, $n\ell$ bandit tasks are played utilizing the RepT(\hat{B}) algorithm. It follows from Lemma 2 that the regret in the RepT phase, denoted as $R_{\text{RepT}}(n)$, satisfies

$$\mathbb{E}[R_{\text{RepT}}(n)] = \tilde{O}\left(n\ell N_2 + n\ell \frac{N}{N_2} r^2 + n\ell N \frac{d^2 r^2}{\lambda_0^2 \nu^2} \frac{1}{n\ell N_1}\right) = \tilde{O}\left(n\ell N_2 + n\ell \frac{N}{N_2} r^2 + d^2 r^2 \frac{N}{N_1}\right).$$

Observe that there are at most $\bar{L} = \lceil \sqrt{2\tau/\ell} \rceil$ cycles in the series (3) since $\ell\bar{L} + \ell\bar{L}(\bar{L} + 1)/2 \geq \tau$. Summing up the regret in the representation exploration and exploitation phases in all the cycles, we obtain

$$\begin{aligned} \mathbb{E}[R_{\tau N}] &= \sum_{n=1}^{\bar{L}} (R_{\text{RepL}}(n) + R_{\text{RepT}}(n)) \\ &\leq \tilde{O}\left(\bar{L}(\ell N_1 + \ell \frac{N}{N_1} d^2) + \sum_{n=1}^{\bar{L}} (n\ell N_2 + n\ell \frac{N}{N_2} r^2 + d^2 r^2 \frac{N}{N_1})\right). \end{aligned}$$

Since $N_1 = dr\sqrt{N/\ell}$, $N_2 = r\sqrt{N}$ and $\bar{L} = \lceil \sqrt{2\tau/\ell} \rceil$, we have $\mathbb{E}[R_{\tau N}] = \tilde{O}\left(dr\sqrt{\tau N} + \frac{d\ell}{r}\sqrt{N\tau} + \tau r\sqrt{N}\right)$, which completes the proof. ■

4 Contextual Change Detection

To handle contextual changes, we propose the representation change detection algorithm (RepCD, see Algorithm 4). It is the key to endow the agent with adaptability.

4.1 Representation change detection algorithm

To show how RepCD works, we consider the contextual change where the representation switches from $B \in \mathbb{R}^{d \times r}$ to $\bar{B} \in \mathbb{R}^{d \times r}$ (see Fig. 3 (a)). To detect this contextual change, we seek for the tasks that do not belong to the subspace $\text{Span}(B)$. To infer whether a task is an outlier to $\text{Span}(B)$, RepCD takes some *probing actions* and monitor the rewards. The probing actions need to ensure: (1) when a task is not in $\text{Span}(B)$, it can be detected as an outlier with high probability; and (2) when a task is in $\text{Span}(B)$, it can be falsely detected as an outlier with low probability.

The key idea is to select probing actions in the *orthogonal complement* $\text{Span}(B_\perp)$, which is illustrated in Fig. 3 (b). A task θ is in the subspace $\text{Span}(B)$ if and only if $B_\perp^\top \theta = 0$. Therefore, all the directions defined by the columns of B_\perp need to be covered by the probing actions to generate an accurate test. A naive scheme is to choose $d - r$ actions by simply exhausting the columns of B_\perp , i.e., let $x_i = \lambda_0 [B_\perp]_i^\top$, $i = 1, \dots, d - r$, where λ_0 is such that $\lambda_0 [B_\perp]_i \in \mathcal{A}$. Taking these actions, the agent is expected to receive rewards satisfying $y_i = \lambda_0 [B_\perp]_i^\top \theta + \eta_i = \eta_i$ if $\theta \in \text{Span}(B)$. If the agent receives some rewards that exceed the noise level, the task θ is likely an outlier of the current representation.

However, one may not need as many as $d - r$ probing actions if the contextual change happens between two very different representations. It is also possible that more than $d - r$ probing actions are required to detect a more subtle contextual change. Next, we show how to choose probing actions by taking both of these situations into account.

First, let n_{det} be the number of probing actions (we will show how to select n_{det} soon). Observe that any n_{det} can be rewritten into $n_{\text{det}} = k(d - r) + \bar{n}$ with $k = 0, 1, \dots$. The first $k(d - r)$ probing actions simply take the actions $\{x_i = \lambda_0 [B_\perp]_i, i = 1, \dots, d - r\}$ for k times. How to choose the remainder of \bar{n} actions is more interesting.

We require all the $d - r$ directions in $\text{Span}(B_\perp)$ to be covered, which ensures that informed decisions are made for representation change detection, especially when $k = 0$. To do that, we use the idea of *random projection* [39]. First, we generate a projection matrix P that projects from \mathbb{R}^{d-r} onto a random \bar{n} -dimensional subspace uniformly distributed in the Grassmann manifold $G_{(d-r), \bar{n}}$ (which consists of all \bar{n} -dimensional subspaces in \mathbb{R}^{d-r}). One can obtain a matrix $Q \in \mathbb{R}^{(d-r) \times \bar{n}}$ with orthonormal columns that satisfies $P = QQ^\top$. Then, the \bar{n} remaining actions are generated by taking the columns out from the matrix $M = B_\perp Q$.

Finally, we have completed selecting all the n_{det} probing actions, which are included in the set

$$\mathcal{A}_{\text{det}} := \underbrace{\{\hat{\mathcal{A}}, \dots, \hat{\mathcal{A}}\}}_k, \lambda_0 [M]_1, \dots, \lambda_0 [M]_{\bar{n}}, \quad (10)$$

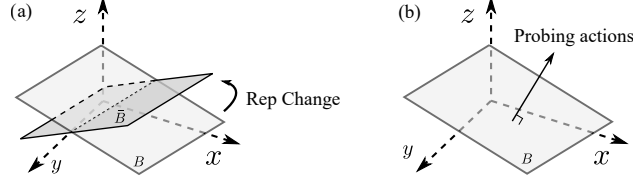


Figure 3: Illustration of contextual change detection. (a) Along with the contextual change, the representation switches from B to \bar{B} . (b) Probing actions are randomly generated in the orthogonal complement of the current representation.

Algorithm 4 Rep Change Detection (RepCD(B))

- 1: **Input:** $B \in \mathbb{R}^{d \times r}$, n_{det} .
 - 2: take n_{det} probing actions in \mathcal{A}_{det} , $Y_{\text{det}} = [y_1, \dots, y_{n_{\text{det}}}]^\top$
 - 3: **if** $Y_{\text{det}} \notin \mathcal{C}_{n_{\text{det}}}$ **then**
 - 4: Rep Change indicator $\mathbb{I}_{\text{det}} = 1$
 - 5: **end if**
-

where $\hat{\mathcal{A}} := \{\lambda_0[B_\perp]_1, \dots, \lambda_0[B_\perp]_{(d-r)}\}$, and λ_0 is a scalar such that all the actions in \mathcal{A}_{det} is in \mathcal{A} .

Let $Y_{\text{det}} = [y_1, \dots, y_{n_{\text{det}}}]^\top$ collect the rewards. We build a confidence interval for Y_{det} , which is

$$\mathcal{C}_{\text{det}} = \left\{ Y \in \mathbb{R}^{n_{\text{det}}} : \left| \frac{1}{\sqrt{n_{\text{det}}}} \|Y\|_2 - 1 \right| \leq \xi_{\text{det}} \right\},$$

where ξ_{det} is the *detection threshold*. For the task θ , if $Y_{\text{det}} \in \mathcal{C}_{n_{\text{det}}}$ is observed, we say θ is not an outlier; if $Y_{\text{det}} \notin \mathcal{C}_{\text{det}}$ is observed, we say θ is an outlier and, subsequently, there is a contextual change.

The next lemma shows how to select the detection threshold ξ_{det} and the number of probing actions n_{det} such that an outlier can be detected with high probability.

Lemma 3 (Outlier detection: oracle representation) Consider two representations B and \bar{B} and any task θ satisfying $\theta = \bar{B}\alpha$ for some α . Assume that $\sin \theta_r(B, \bar{B}) = \kappa_1$. Let

$$n_{\text{det}} = \left\lceil \frac{9(d-r) \log(2S^2N)}{\theta_{\min}^2 \lambda_0^2 \kappa_1^2} \right\rceil, \xi_{\text{det}} = \sqrt{\frac{\log(2S^2N)}{4n_{\text{det}}}}. \quad (11)$$

Then, the task θ can be detected as an outlier to B by RepCD(B) in Algorithm 4 with probability at least $1 - O(\frac{1}{S^2N})$.

Note that the distance of the two subspaces B and \bar{B} is measured by the smallest angle $\sin \theta_r(B, \bar{B})$. From Lemma 3, it can be seen that fewer probing actions (smaller n_{det}) are needed to detect a change between two representations with a larger distance.

Notice that, in Lemma 3, we have used the oracle B in RepCD to detect outliers. However, the agent usually has just access to an estimate \hat{B} . The following lemma states that if \hat{B} is sufficiently accurate, an outlier can still be detected with high probability.

Lemma 4 (Outlier detection: estimated representation) Consider the representation change in Lemma 3. Assume that \hat{B} , which satisfies $\|\hat{B}^\top B_\perp\|_F \leq \varepsilon \leq \frac{1}{3}\kappa_1$, is known. Let n_{det} and ξ_{det} be as in Eq. (11). Then, the task θ can be detected as an outlier to B by RepCD(\hat{B}) in Algorithm 4 with probability at least $1 - O(\frac{1}{S^2N})$.

4.2 Analysis of Lemmas 3 and 4

Let us present some instrumental results first.

Lemma 5 (Random projection, Chap. 5, [39]) Let P be a projection from \mathbb{R}^n onto a random m -dimensional subspace uniformly distributed in the Grassmann manifold $G_{n,m}$. Let $x \in \mathbb{R}^n$ be a fixed

point and $\beta > 0$. Then, with probability at least $1 - \exp(-c\beta^2 m)$, we have

$$(1 - \beta)\sqrt{\frac{m}{n}}\|x\|_2 \leq \|Px\|_2 \leq (1 + \beta)\sqrt{\frac{m}{n}}\|x\|_2.$$

Lemma 6 Denote $z = B_\perp^\top \theta$. Let P be a projection matrix from \mathbb{R}^{d-r} onto a random m -dimensional subspace uniformly distributed in the Grassmann manifold $G_{(d-r),m}$. Then, it holds with probability at least $1 - \exp(-c\beta^2 m)$ that

$$\frac{1}{2}\sqrt{\frac{m}{d-r}}\|z\|_2 \leq \|Pz\|_2 \leq \frac{3}{2}\sqrt{\frac{m}{d-r}}\|z\|_2.$$

The proof of Lemma 6 directly follows from Lemma 5 by letting $\beta = 1/2$.

Lemma 7 (Concentration of the norm, Chap. 3, [39]) Suppose that $X = [X_1, X_2, \dots, X_n]^\top$ is a random vector, where X_1, \dots, X_n are independent δ -sub-Gaussian random variable. Then, for any $\xi > 0$ it holds that

$$\Pr \left[\frac{1}{\sqrt{n}} \|X\|_2 - \delta \geq \xi \right] \leq 2 \exp \left(-\frac{cn\xi^2}{K^2} \right), \quad (12)$$

where c is an absolute constant and $K = \max_i \|X_i\|_{\psi_2}$ is assumed $K < 1$.

We are now ready to prove Lemmas 3 and 4.

Proof of Lemma 3: We construct the proof by showing that Y_{det} goes beyond \mathcal{C}_{det} with high probability when the task θ is played by RepCD.

Denote $\rho = \|B_\perp^\top \theta\|$, and from Lemma 6 we have $\|Q^\top B_\perp^\top \theta\| = \|QQ^\top B_\perp^\top \theta\| \geq \frac{1}{2}\rho\sqrt{\frac{n}{d-r}}$ with probability at least $1 - \exp(-c\bar{n}/4)$ since $QQ^\top B_\perp^\top \theta$ can be taken as projecting $B_\perp^\top \theta$ onto the random subspace spanned by Q . The reward vector Y_{det} satisfies $Y_{\text{det}} = \lambda_0 G^\top B_\perp^\top \theta + \eta$ with $G := \underbrace{[I_{d-r}, \dots, I_{d-r}, Q]}_k$. It follows that

$$\begin{aligned} & \Pr [Y_{\text{det}} \in \mathcal{C}_{\text{det}}] \\ & \leq \Pr \left[\left| \frac{1}{\sqrt{n_{\text{det}}}} \|\lambda_0 G^\top B_\perp^\top \theta + \eta\| - 1 \right| \leq \xi_{\text{det}} \right] \\ & \leq \Pr \left[\left| \frac{1}{\sqrt{n_{\text{det}}}} \|\eta\| - 1 \right| \geq \frac{\lambda_0 \rho}{2\sqrt{d-r}} \sqrt{1 + \frac{3k(d-r)}{n_{\text{det}}}} - \xi_{\text{det}} \right] \\ & \leq \Pr \left[\left| \frac{1}{\sqrt{n_{\text{det}}}} \|\eta\| - 1 \right| \geq \frac{\lambda_0 \rho}{2\sqrt{d-r}} - \xi_{\text{det}} \right]. \end{aligned}$$

Observe that $\|B_\perp^\top \theta\| = \|B_\perp^\top \bar{B}\alpha\| \geq \sigma_{\min}(B_\perp^\top \bar{B})\|\alpha\|$. Since $\sigma_{\min}(B_\perp^\top \bar{B}) = \sin \theta_r(B, \bar{B})$ and $\theta \geq \theta_{\min}$, we have

$$\|B_\perp^\top \theta\| \geq \sin \theta_r(B, \bar{B})\theta_{\min} = \kappa_1 \theta_{\min}.$$

Therefore, we have $\rho \geq \kappa_1 \theta_{\min}$. From lemma 7, one can derive that

$$\Pr [Y_{\text{det}} \in \mathcal{C}_{n_{\text{det}}}] \leq 2 \exp \left(-\frac{cn_{\text{det}}(\frac{1}{2}\kappa_1 \lambda_0 \theta_{\min} \sqrt{\frac{1}{d-r}} - \xi_{\text{det}})^2}{K^2} \right).$$

Let $n_{\text{net}} = \frac{9(d-r)\log(2S^2N)}{\kappa_1^2 \theta_{\min}^2 \lambda_0^2}$ and $\xi_{\text{det}} = \sqrt{\frac{\log(2S^2N)}{4n_{\text{det}}}}$. Then, it can be calculated that $\Pr [Y_{\text{det}} \in \mathcal{C}_{\text{det}}] \leq O(\frac{1}{S^2N})$, which means that the outlier θ to B can be detected with probability at least $1 - O(\frac{1}{S^2N})$. The proof is complete. \blacksquare

For Lemma 3, the only difference is that only an estimate \hat{B} satisfying $\|\hat{B}_\perp^\top B\| \leq \varepsilon$ is known. It can be derived that $\|\hat{B}_\perp^\top \theta\| = \|\hat{B}_\perp^\top \bar{B}\alpha\| \geq (\kappa_1 - \varepsilon)\theta_{\min}$. Then, following similar steps as those in the proof of Lemma 3, one can show that the outlier can be detected with probability at least $1 - O(\frac{1}{S^2N})$.

5 The Main Algorithm: CD-RepL

In this section, we provide the main results in this paper.

5.1 CD-RepL

We present the main algorithm, i.e., the change-detection representation learning algorithm (CD-RepL). CD-RepL uses the strategies that we have presented in the previous two sections to perform representation learning and to adapt to changing contexts.

CD-RepL proceeds as follows. If a new context is detected by RepCD (the first context is also regarded as a new one), the agent first performs *initial representation exploration*. In this period, bL sequential tasks are played and an initial representation estimate \hat{B} is constructed. Then, using this \hat{B} , the agent starts to test every task to infer whether there is a context change using RepCD. If there is no representation change, the agent plays the sequential bandits using SeqRepL in Algorithm 1. It is worth noting that SeqRepL starts from the $(b + 1)$ th cycle instead of the first one. Meanwhile, \hat{B} is constantly updated. If a new context is detected, the agent restarts the above processes.

Notice that the initial representation exploration plays an important role in CD-RepL. It provides the agent with a rough but acceptable estimate of the underlying representation such that the agent can avoid false detection with high probability (see Lemma 8). Moreover, after the initial exploration SeqRepL does not need to start from the first cycle because of the initial estimate \hat{B} . By starting from $(b + 1)$ th cycle, it avoids the unnecessary exploration phases in the first b cycles. Let us explain how to select b .

First, we choose the number of probing actions n_{det} and the detection threshold ξ_{det} since the choice of b depends on them. In the previous section, they are chosen in the case of two representations. For the case of m representations, we use the same idea. Now, denote $\kappa = \min\{\sin \theta_r(B_i, B_{i+1}), i = 1, \dots, m - 1\}$. Then, we let

$$n_{\text{det}} = \left\lceil \frac{9(d-r)\log(2S^2N)}{\theta_{\min}^2 \lambda_0^2 \kappa^2} \right\rceil, \xi_{\text{det}} = 2\sqrt{\frac{\log(2S^2N)}{n_{\text{det}}}}. \quad (13)$$

Subsequently, we let

$$b = \left\lceil \frac{9dr\theta_{\max}^2 n_{\text{det}}}{4\nu^2 \sqrt{\ell N} (d-r) \log(2S^2N)} \right\rceil. \quad (14)$$

The expressions in Eqs. (13) and (14) are guided by the following underlying ideas:

- (1) For the choices n_{det} and ξ_{det} , fewer probing actions and a larger detection threshold are sufficient to detect representation changes if the distance between two representations are larger.
- (2) The choice of b needs to balance between the need to explore more tasks such that the initial estimate of \hat{B} is sufficiently accurate to avoid false detection and the incentive to explore fewer tasks to incur less regret.

The following theorem provides an upper bound for CD-RepL, which also justifies our choice of n_{det} , ξ_{det} , and b .

Theorem 3 (Upper bound of CD-RepL) *Let the agent play the sequential bandits in \mathcal{S} using the CD-RepL in Algorithm 5. Let $L = \ell$, n_{det} and ξ_{det} be as in Eq. (13), and b be as in Eq. (14). Then, the regret of the CD-RepL satisfies*

$$\mathbb{E}[R_T] = \underbrace{\tilde{O}\left(\sum_{i=1}^m (dr\sqrt{\tau_i N} + \frac{d\ell}{r}\sqrt{\tau_i N})\right)}_{(a)} + \underbrace{Sr\sqrt{N} + \underbrace{Sn_{\text{det}} + mbdr\sqrt{N\ell}}_{(b)}}_{(c)} + \underbrace{2m}_{(c)}. \quad (15)$$

The regret incurred by CD-RepL can be decomposed into three parts. Term (a) follows from Theorem 1, which is the regret incurred by the SepRepL for each context. Term (b) is the regret

Algorithm 5 CD-RepL

```

1: Input:  $b, L$    Initialize:  $\hat{B} = I_d, \hat{P} = \mathbf{0}$ , the new Rep indicator  $\mathbb{I}_{\text{det}} = 1$ 
2: if  $\mathbb{I}_{\text{NewRep}} = 1$  (i.e., a new context detected) then
3:   reset  $\hat{P} = \mathbf{0}$ ;
4:   play  $bL$  tasks using RepE with  $N_1 = dr\sqrt{\frac{N}{\ell}}, \hat{P} = \hat{P} + \hat{\theta}_i\theta_i^\top$ ;
5:    $\hat{B} \leftarrow$  top  $r$  singular value decomposition of  $\hat{W} = \frac{1}{bL}\hat{P}$ ;
6:   set  $n_{\text{st}} = b + 1$ .
7: else
8:   invoke RepCD, update  $\mathbb{I}_{\text{det}}$ 
9: end if
10: if  $\mathbb{I}_{\text{det}} = 0$  then
11:   invoke SeqRepL that starts from the  $n_{\text{st}}$ th cycle.
12: end if

```

incurring by the probing actions for each task and the initial representation exploration for each context. Term (c) is due to unsuccessful detection and false detection.

The following corollary follows from Theorem 3.

Corollary 2 Assume that $\ell = \Theta(r)$ and κ satisfies

$$\kappa \geq \max \{ \min\{p_1, p_2\}, \min\{p_3, p_4\} \}, \quad (16)$$

where

$$\begin{aligned}
p_1 &= \frac{3S^{\frac{1}{4}}(d-r)^{\frac{1}{2}}\sqrt{\log(2S^2N)}}{2d^{\frac{1}{2}}r^{\frac{1}{2}}N^{\frac{1}{4}}\theta_{\min}\lambda_0}, & p_2 &= \frac{3(d-r)^{\frac{1}{2}}\sqrt{\log(2S^2N)}}{2r^{\frac{1}{2}}N^{\frac{1}{4}}\theta_{\min}\lambda_0} \\
p_3 &= \frac{3(d-r)^{\frac{1}{2}}q^{\frac{1}{2}}m^{\frac{1}{2}}}{4r^{\frac{1}{2}}N^{\frac{1}{4}}S^{\frac{1}{4}}\nu\theta_{\min}\lambda_0}, & p_4 &= \frac{3d^{\frac{1}{2}}(d-r)^{\frac{1}{2}}q^{\frac{1}{2}}m^{\frac{1}{2}}}{4r^{\frac{1}{2}}N^{\frac{1}{4}}S^{\frac{1}{2}}\nu\theta_{\min}\lambda_0}.
\end{aligned}$$

Then, the regret of CD-RepL for the sequential tasks in \mathcal{S} satisfies

$$\mathbb{E}[R_{SN}] = \tilde{O}\left(\sum_{i=1}^m dr\sqrt{\tau_i N} + Sr\sqrt{N}\right). \quad (17)$$

The reason that the upper bound in Theorem 3 reduces to the one in Eq. (17) is because Terms (b) and (c) in Eq. (15) are dominated by Term (a) if κ is lower bounded as in Eq. (16). Further, observing that $\sum_{i=1}^m dr\sqrt{\tau_i N} \leq dr\sqrt{SmN}$, the upper bound of the regret in Eq. (17) can be rewritten into $\tilde{O}(dr\sqrt{mSN} + Sr\sqrt{N})$. Recall that algorithms like UCB, ETC, and PEGE (e.g., see [35–37]) that play the sequential bandits independently have a regret bound $\Theta(Sd\sqrt{N})$. Under the assumption $r \ll d$, the CD-RepL outperforms these algorithms considerably if $S/m > r^2$. In other words, our algorithm is advantageous over the existing ones if: (a) the dimension of linear representation is much smaller than the task dimension; (b) the underlying representation does not change too fast. Notice that if the agent plays the S tasks simultaneously, the regret upper bound can be up to $O(Sd\sqrt{N})$ even if the idea of representation learning is used. This is because the entire set of the S tasks may not share a common representation, although some of its subsets do (this point will be demonstrated in Fig. 4 in Section 6).

Remark 1 The assumption of κ in Eq. (16) is mild. The right-hand side of Eq. (16) becomes very small if $d \ll N$.

5.2 Analysis of Theorem 3

Let us provide an instrumental result first.

Lemma 8 (Probability of a false detection) Consider the case where there is only one context (i.e., $m = 1$) in the task sequence $\{\theta_1, \theta_2, \dots, \theta_S\}$, and the underlying representation is $B \in \mathbb{R}^{d \times r}$. Let the agent play this sequence of tasks using CD-RepL. Let \hat{B} be the estimated representation after the initial sample phase of bL tasks, the probability that a task θ is detected by RepCD(\hat{B}) as an outlier, denoted by $\Pr[Y_{\text{det}} \notin \mathcal{C}_{\text{det}} | \theta = B\alpha]$, is less than $O(\frac{1}{S^2N})$.

Proof It follows from the proof of Theorem 2 that, after the initial bL tasks, the estimated representation \hat{B} satisfies

$$\|\hat{B}^\top B_\perp\|_F \lesssim \frac{dr}{\lambda_0 \nu \sqrt{b\ell N_1}} (\sqrt{\log(db\ell N_1)} + M \log(db\ell N_1)).$$

For the simplicity of notation, let $q = \sqrt{\log(db\ell N_1)} + M \log(db\ell N_1)$. For θ , there is $\alpha \in \mathbb{R}^r$ such that $\theta = B\alpha$, which implies that $Y_{\text{det}} = \lambda_0 G^\top \hat{B}_\perp^\top \theta + \eta = \lambda_0 G^\top \hat{B}_\perp^\top B\alpha + \eta$, where $G = [I_{d-r}, \dots, I_{d-r}, Q]$. Since $\|Q^\top \hat{B}_\perp^\top \theta\| = \|QQ^\top \hat{B}_\perp^\top \theta\|$, it follows from Lemma 6 that $\|Q^\top \hat{B}_\perp^\top \theta\| \leq \frac{3}{2} \|\hat{B}_\perp^\top \theta\| \sqrt{\bar{n}/(d-r)}$ with probability at least $1 - \exp(-c\bar{n}/4)$. Denote $\varepsilon = \|\hat{B}_\perp^\top B\|_F$, and it can be observed that $\|\hat{B}_\perp^\top \theta\| \leq \|\hat{B}_\perp^\top B\|_F \cdot \|\alpha\| \leq \varepsilon \theta_{\max}$. Subsequently, since $n_{\text{det}} = k(d-r) + \bar{n}$, it holds that

$$\begin{aligned} \frac{1}{\sqrt{n_{\text{det}}}} \|Y_{\text{det}}\|_2 &\leq \frac{1}{\sqrt{n_{\text{det}}}} \left(\frac{\lambda_0 \varepsilon \theta_{\max}}{\sqrt{d-r}} \sqrt{k(d-r) + \frac{9}{4}\bar{n} + \|\eta\|} \right) \\ &\leq \frac{3\lambda_0 \varepsilon \theta_{\max}}{2\sqrt{d-r}} + \frac{1}{\sqrt{n_{\text{det}}}} \|\eta\| \leq \frac{1}{\sqrt{n_{\text{det}}}} \|\eta\| + \underbrace{\frac{3dr\theta_{\max}q}{2\nu\sqrt{b\ell N_1}(d-r)}}_s. \end{aligned}$$

Then, from Lemma 7, we have

$$\Pr[Y_{\text{det}} \notin \mathcal{C}_{\text{det}} | \theta = B\alpha] \leq 2 \exp\left(-\frac{cn_{\text{det}}(\xi_{\text{det}} - s)^2}{K^2}\right).$$

Substituting Eqs. (14) and (13) into the right-hand side yields $\Pr[\theta \notin \text{Span}(\hat{B}) | \theta = B\alpha] \leq \frac{1}{S^2 N}$ given $N_1 = dr\sqrt{N/\ell}$. \blacksquare

We are now ready to prove Theorem 3.

Proof of Theorem 3: Recall that τ_i sequential tasks are taken from each set \mathcal{S}_i . Therefore, the representations change after the $(\sum_{i=1}^{p-1} \tau_i)$ -th task is played, where $p = 2, \dots, m$. For the simplicity of notation, denote $v_i = (\sum_{j=1}^i \tau_j + 1)$, $i = 1, \dots, m-1$ as the instants when the context switches happen. Let μ_i be the detection time of the i th switch (i.e., the μ_i th task is detected as an outlier to the i th representation). Therefore, the event $D_i = \{\mu_i = v_i\}$ is a good event, which describes the situations that the i th representation switch is detected immediately after it happens. The event $G_i = \{\mu_i > v_i\}$ denotes a late or an unsuccessful detection. The event $F_i = \{\mu_i < v_i\}$ denotes a false detection, which describes the situation that an alarm is triggered when there is no representation switch.

First, we consider the case with two representations (i.e., 1 representation switch), and the sequential tasks $\underbrace{\{\theta_1, \dots, \theta_{\tau_1}\}}_{B_1}, \underbrace{\{\theta_{\tau_1+1}, \dots, \theta_{\tau_1+\tau_2}\}}_{B_2}$ are played using CD-RepL in Algorithm 5. The regret of

CD-RepL given D_1 satisfies

$$\mathbb{E}[R_{(\tau_1+\tau_2)N} | D_1] \lesssim \underbrace{\sum_{i=1}^2 dr\sqrt{\tau_i N} + \frac{d\ell}{r}\sqrt{N\tau_i} + \tau_i r\sqrt{N}}_{(a)} + \underbrace{(\tau_1 + \tau_2)n_{\text{det}}}_{(b)} + \underbrace{2bdr\sqrt{N\ell}}_{(c)}. \quad (18)$$

Note that term (a) is the regret incurred by SeqRepL in individual subsequence, which follows from Theorem 1; term (b) is incurred by the probing actions for each task; and term (c) results from the initial representation exploration.

If the event G_1 happens, the regret of CD-RepL satisfies

$$\mathbb{E}[R_{(\tau_1+\tau_2)N} | G_1] \lesssim \underbrace{\left(dr\sqrt{\tau_1 N} + \frac{d\ell}{r}\sqrt{N\tau_1} + \tau_1 r\sqrt{N} \right)}_{(i)} \underbrace{(\tau_1 + \tau_2)n_{\text{det}} + bdr\sqrt{N\ell}}_{(ii)} + \underbrace{\tau_2 N}_{(iii)}. \quad (19)$$

Here, the terms (i) and (ii) are the regret in the first subsequence, which follows from Eq. (18). If the representation switch is detected after v_i or not detected at all, the regret for the second subsequence

would be bounded by $O(\tau_2 N)$, which results in the term (iii). This is intuitive since there are τ_2 tasks in the second subsequence and the regret of each task is bounded by $O(N)$.

If the event F_1 happens, the regret of CD-RepL satisfies

$$\mathbb{E}[R_{(\tau_1+\tau_2)N}|F_1] \lesssim (\tau_1 + \tau_2)N. \quad (20)$$

From Lemma 3, it can be derived that $\Pr[D_1] \geq 1 - O(\frac{1}{S^2N})$. The event G_1 means that D_1 does not happen. It can be calculated that $\Pr[G_1] \leq O(\frac{1}{S^2N})$. The event F_i means that there is at least 1 false detection in the first subsequence. From Lemma 8, we know that the probability that a task is detected as an outlier falsely is less than $O(\frac{1}{S^2})$. Then, the probability of F_1 can be calculated as

$$\Pr[F_1] \leq 1 - (1 - O(\frac{1}{S^2N}))^{\tau_1} = O(\frac{\tau_1}{S^2N}).$$

Putting together Eqs. (18)–(20) and using the law of total expectation, it can be computed that the regret of CD-RepL satisfies

$$\mathbb{E}[R_{(\tau_1+\tau_2)N}] \lesssim \sum_{i=1}^2 (dr\sqrt{\tau_i N} + \frac{d\ell}{r}\sqrt{N\tau_i} + \tau_i r\sqrt{N}) + (\tau_1 + \tau_2)n_{\text{det}} + 2bdr\sqrt{N\ell} + 2, \quad (21)$$

where the last term on the right-hand side follows from $\tau_2 N \cdot O(\frac{1}{S^2n}) + (\tau_1 + \tau_2)N \cdot O(\frac{\tau_1}{S^2N}) \leq O(2)$.

The upper bound in Eq. (21) can be generalized to the case where there are $m - 1$ representation switches. In this case, the upper bound of the regret of CD-RepL becomes

$$\begin{aligned} \mathbb{E}[R_{SN}] &\lesssim \sum_{i=1}^m (dr\sqrt{\tau_i N} + \frac{d\ell}{r}\sqrt{N\tau_i} + \tau_i r\sqrt{N}) + \sum_{i=1}^m \tau_i n_{\text{det}} + mbdr\sqrt{N\ell} + 2(m - 1) \\ &\leq \sum_{i=1}^m (dr\sqrt{\tau_i N} + \frac{d\ell}{r}\sqrt{\tau_i N}) + Sr\sqrt{N} + Sn_{\text{det}} + mbdr\sqrt{N\ell} + 2m. \end{aligned}$$

which completes the proof. ■

6 Illustrative Examples

In this section, we perform some experiments to validate our theoretical results and demonstrate the efficacy of our algorithm.

Synthetic Data. We first synthesize a set of data to demonstrate our algorithm. Specifically, we consider a series of 1000 bandit tasks of dimension 20. There are three segments in this sequence, which have lengths 200, 400, and 400, respectively. In each segment, there is a representation $B_i \in \mathbb{R}^{20 \times 3}$. The action set is the unit ball defined by $\mathcal{A} = \{x \in \mathbb{R}^{20} : \|x\| \leq 1\}$. The noise in the reward-generating function is assumed to be Gaussian $\mathcal{N}(0, 0.3)$. Each task is played for 1000 rounds.

We compare our algorithm (CD-RepL) with four other algorithms in Table 1. Compared with the Standard, it is clear from Fig. 4 (a) that CD-SeqL significantly outperforms the ones that treat bandits independently. Compared with the Semi-oracle, one can find that CD-SeqL outperforms the existing algorithms that play bandits concurrently and learn the single representation shared by all the bandits. The reason is that this representation may not exist or have a high dimension even if subsets of bandits have low-dimensional representations. Further, to demonstrate the importance of being able to adapt to changing environments, we disable the context change detection of our algorithm (i.e., Non-adaptive). It can be seen from Fig. 4 (a) that the performance decreases dramatically, indicating the importance of being able to realize contextual changes. The Oracle, where both the times of contextual changes and individual representations are known, outperforms our algorithm as expected. The gap results from learning the representations and detecting the contextual changes in our algorithm.

Fig. 4 (b) illustrates why CD-SeqL performs well. First, it invokes SeqRepL (see Algorithm 1) within each context. It can be seen that the learned representation \hat{B} becomes progressively more accurate

Table 1: Baselines

Algorithms	Description
Standard	play bandits independently (e.g., ETC [38], PEGE [35] and UCB [36, 37])
Semi-oracle	representation for all bandits is known (i.e., B that satisfies $\theta_i = B\alpha_i$ for all i is known ⁵)
Non-adaptive	disabled contextual change detection
Oracle	representations and change times are known

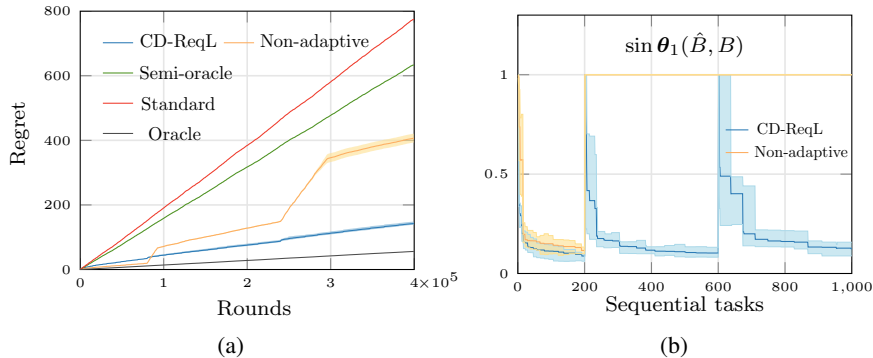


Figure 4: (a) Performance comparison between different algorithms using synthetic data. (b) distance between \hat{B} to the changing true representation B . Shaded areas contain 10 realizations.

as more tasks within each context are played. Note that this is the key feature that enables SeqRepL to perform well in contexts with different duration. Second, CD-SeqL can quickly detect contextual changes and adapt to new environments. After disabling the algorithm from detecting contextual changes, it loses adaptability, and can no longer learn the true representations accurately after the first contextual change.

LastFM. We use this dataset to demonstrate that our algorithm can be used to design an adaptive recommendation system as depicted in Fig. 1 (b). This dataset is extracted from the music streaming service Last.fm. It contains 1892 users, 17632 artists, and a listening count of user-artist pairs. We first remove the artists that have fewer than 40 listeners and the users who listened fewer than 10 artists, and obtain a matrix $M = [m_{ij}]$ of size 411×1565 with each row representing an artists and each column a user. To generate arms and users, we use the non-negative matrix factorization for M and keep the first 20 latent features. In other words, $M \approx AU$, where $A \in \mathbb{R}^{411 \times 20}$ and $U \in \mathbb{R}^{20 \times 1565}$ are non-negative and describe the features of the artists and users, respectively. From U , we select 3 groups of users that approximately lie in distinct subspaces, consisting 11, 6, and 6 users, respectively. These users form a series of bandits $\theta_1, \dots, \theta_{23}$ that have different 2-dimensional representations. We then recommend music items to these users for 200 times from the action set \mathcal{A} that is composed of the row vectors of A . The reward is generated by $y_t = x_t^\top \theta_i + \eta_t$, where $x_t \in \mathcal{A}$ and η_t is Gaussian noise $\mathcal{N}(0, 0.2)$. In Fig. 5 it can be observed that, by learning and exploiting the representation shared by users and detecting contextual changes our algorithm outperforms the existing ones that treat bandits independently.

Wisconsin Card Sorting Task (WCST). WCST, see Fig. 1 (b), is typically utilized to assess human abstraction and shift of contexts [40]. As we mentioned in the Introduction, participants need to match a series of stimulus cards to one of the four cards on the table based on a sorting rule. For instance, if the rule is color, the correct sorting action is the third card for the stimulus card in Fig. 1 (b). The participants only receive feedback about whether their actions are correct. For convenience, we assume that they receive reward 1 for correct action, and 0 otherwise. Participants have no prior

⁵Such B always has no smaller dimension that those of within-context representations, and it may not exist if θ_i 's span the entire \mathbb{R}^d . Note that existing algorithms (e.g., [32, 33]) that play bandits simultaneously and exploit representation learning cannot outperform the semi-oracle algorithm since they need to estimate the representation.

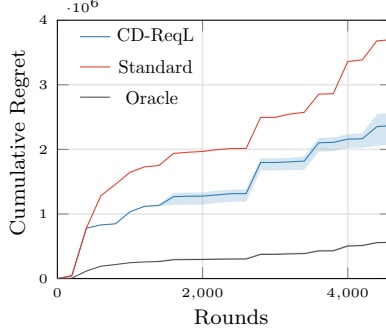


Figure 5: Performance comparison between different algorithms as recommendation systems using LastFM data. Shaded areas contain 10 realizations.

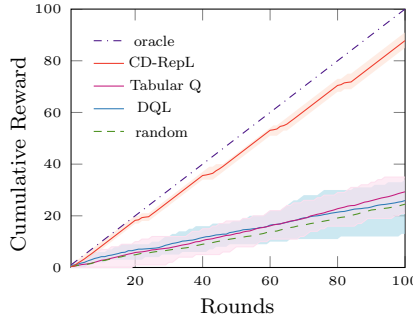


Figure 6: Performance comparison for different algorithms in WCST, where the sorting rule changes after every 20 rounds. Shaded areas contain 10 realizations.

knowledge of the current sorting rule, thus need to learn it by trial and error. The sorting rule changes every now and then, which makes the task challenging.

WCST can actually be described by a bandit problem with contextual changes, where representations define the sorting rules. Specifically, we use a matrix of size 4×3 , $A = [a_1, a_2, a_3]$, to describe each card. Here, the vectors a_1, a_2 and a_3 define the number, color, and shape, respectively, and they take value from the 4-dimensional standard basis $\{e_1, e_2, e_3, e_4\}$. The matrix $A = [e_i, e_j, e_m]$ describes a card that has the i th number, the j th color, and the m th shape of the 4 cards on the table. For instance, the stimulus card in Fig. 1 (b) can be described by the matrix $A = [e_2, e_3, e_1]$. Further, we use a vector B to describe the sorting rule, which takes value from the 3-dimensional standard basis $\{b_1, b_2, b_3\}$, representing the sorting rule is number, color, and shape, respectively.

As a consequence, the reward of WCST is generated by $y_t = x_t^\top \theta_t$ with $\theta_t = A_t B_{\sigma(t)}$, where x_t is the action that takes value from the 4-dimensional standard basis $\{e_1, e_2, e_3, e_4\}$, A_t is the card at round t . Notice that $B_{\sigma(t)}$ that describes the sorting rule can be regarded as the time-varying representation in the reward function.

For standard reinforcement learning algorithms, such as tabular-Q-learning and deep-Q-learning, WCST is challenging. There are in total 4^3 possible stimulus cards (4 colors, 4 numbers, 4 shapes), and for each stimulus card, there are 4 possible categories. To find the best policy, the standard tabular-Q-learning needs many samples to construct the Q table for a single sorting rule. It is then impossible for the standard Q learning algorithm to find the optimal policy if the sorting rule changes in a few trials (in Fig. 6 it changes every 20 rounds). Being unaware of rule changes results in an even worse performance. The deep-Q-learning algorithm⁶ does not perform better since, similarly, it always needs a large number of samples to train the weights in the neural network to find the optimal

⁶Here, we formalize each input state by a 3-dimensional vector (shape, number, color)^T $\in \{1, 2, 3, 4\}^3$. The result in Fig. 6 considers a three layer neural network with 3, 12, and 4 nodes in the input, hidden, and output layers, respectively. Deeper or wider structures were also considered, but similar performances were obtained.

policy. It can be seen from Fig. 6 that these two algorithms perform barely better than the one that takes a random action at each round.

However, by describing the WCST as a linear bandit model, we find that the problem can reduce to learning the representation $B_{\sigma(t)}$, as the correct action can be computed as $x_t^* = A_t B_t$. The problem then reduces to learn the underlying representation B_σ , a task that is much easier than constructing the Q table or training the weights in a Deep-Q network. Remarkably, one does not even need to learn individual θ_t to construct B_σ . Instead, B_σ can be recovered as $B_\sigma = (\sum_{t=1}^k A_t^\top x_t x_t^\top A_t)^{-1} \sum_{t=1}^k A_t^\top x_t y_t$ immediately after $\sum_{t=1}^k A_t^\top x_t x_t^\top A_t$ becomes invertible. This indicates that our idea in this paper can apply to more general situations. As shown in Fig. 6, our algorithm significantly outperforms the other two, approaching the oracle that makes correct choice at every round. This experiment suggests that the ability to learn representations and shift attention [2, 41] to adapt to environment changes plays a crucial role in learning efficiently.

7 Concluding Remarks

In this paper, we exploit representation learning for decision-making in non-stationary environments using the framework of multi-task sequential linear bandits. We propose an efficient decision-making algorithm that learns and transfers representations online. Employing a representation-change-detection strategy, our algorithm also has the flexibility to adapt to new environments. We further obtain an upper bound for the algorithm, analytically showing that it significantly outperforms the existing ones that treat tasks independently. Moreover, we perform some experiments using synthetic data to demonstrate our theoretical results. Using the LastFM data, we show that our algorithm can be applied to designing adaptive recommendation systems. In the Wisconsin Card Sorting Task, experimental results show that our algorithm considerably outperforms some classic reinforcement learning algorithms.

Directions of future work include nonlinear representation learning, representation-based clustering, and task-tailored representation generation from experience in bandit and reinforcement learning problems.

Appendix

Lemma 9 (Matrix Bernstein’s inequality [39]) *Let X_1, X_2, \dots, X_k be independent zero-mean $d \times d$ symmetric random matrices so that there exists $M > 0$ such that $\|X_i\| \leq M$ almost surely for all $i = 1, 2, \dots, k$. Then, for any $t \geq 0$, it holds that*

$$\Pr \left[\left\| \sum_{i=1}^k X_i \right\| \geq t \right] \leq 2d \exp \left(\frac{-2t^2}{\sigma^2 + Mt/3} \right),$$

where $\sigma^2 = \left\| \sum_{i=1}^k \mathbb{E} X_i \right\|$.

Proof of Theorem 2: Denote the nL tasks that are played using RepE as $\theta_1, \theta_2, \dots, \theta_{nL}$, and let $k := nL$. Then, \hat{W} becomes $\frac{1}{k} \sum_{i=1}^k \hat{\theta}_i \hat{\theta}_i^\top$. Let $W = \frac{1}{k} \sum_{i=1}^k \theta_i \theta_i^\top$ be the true counterpart of \hat{W} . The proof is constructed in two steps. In Step 1, we use Lemma 9 to estimate $\|\hat{W} - (W + D)\|$ with D being a scaled identity matrix; in Step 2, we use the Davis-Kahan sin θ Theorem [42] to evaluate the distance between the top- r singular values of \hat{W} and $W + D$, which is the distance between \hat{B} and the true B (notice that $W + D$ and W share the same singular vectors).

Step 1. Let $\eta := [\eta_1, \eta_2, \dots, \eta_{N_1}]^\top$, and it holds that $Y_E = X_E^\top \theta_i + \eta$. It follows that

$$\hat{\theta}_i = (X_E X_E^\top)^{-1} X_E (X_E^\top \theta_i + \eta) = \theta_i + (X_E X_E^\top)^{-1} X_E \eta.$$

Some algebraic computations yield

$$\hat{\theta}_i \hat{\theta}_i^\top = \theta_i \theta_i^\top + \theta_i \eta^\top X_E^\top (X_E X_E^\top)^{-1} + (X_E X_E^\top)^{-1} X_E \eta \theta_i^\top + (X_E X_E^\top)^{-1} X_E \eta \eta^\top X_E^\top (X_E X_E^\top)^{-1}.$$

Since η_i are independent zero mean 1-sub-Gaussian random variables, the expectation of $\hat{\theta}_i \hat{\theta}_i^\top$ can be computed as

$$\mathbb{E} \hat{\theta}_i \hat{\theta}_i^\top = \theta_i \theta_i^\top + (X_E X_E^\top)^{-1} X_E \mathbb{E} \eta \eta^\top X_E^\top (X_E X_E^\top)^{-1} = \theta_i \theta_i^\top + (X_E X_E^\top)^{-1}.$$

Since $[a_1, a_2, \dots, a_d]$ be the standard basis of \mathbb{R}^d , it holds that $\sum_{i=1}^d a_i a_i^\top = I_d$. Without loss of generality, we consider N_1 as a multiple of d , then it follows that $X_E X_E^\top = \frac{N_1}{d} \lambda_0^2 I_d$. Therefore, we have $(X_E X_E^\top)^{-1} = \frac{d}{\lambda_0^2 N_1} I_d$. Denote $D := \frac{d}{\lambda_0^2 N_1} I_d$, then it follows that

$$\mathbb{E} \hat{\theta}_i \hat{\theta}_i^\top = \theta_i \theta_i^\top + D,$$

and

$$\hat{\theta}_i \hat{\theta}_i^\top = \theta_i \theta_i^\top + D \underbrace{(\theta_i \eta^\top X_E^\top + X_E \eta \theta_i^\top)}_A + D^2 \underbrace{(X_E \eta \eta^\top X_E^\top)}_C. \quad (22)$$

Define a set of new variables $z_i = \frac{1}{k} \hat{\theta}_i \hat{\theta}_i^\top - \frac{1}{k} (\theta_i \theta_i^\top + D)$. From (22), we have $z_i = \frac{1}{k} (DA + D^2 C - D)$. Then, the expectation of z_i^2 satisfies

$$\mathbb{E} z_i^2 = \frac{1}{k^2} \mathbb{E} [D^2 A^2 + D^4 C^2 + D^2 + D^3 (AC + CA) - 2D^2 A - 2D^3 C], \quad (23)$$

where the fact that D commutes with any matrix has been used. Since D is deterministic, to compute $\mathbb{E} z_i^2$, it suffices to calculate $\mathbb{E} A^2$, $\mathbb{E} C^2$, $\mathbb{E} (AC + CA)$, $\mathbb{E} A$, and $\mathbb{E} C$.

For $\mathbb{E} A^2$, it holds that

$$\begin{aligned} \mathbb{E} A^2 &= \mathbb{E} (\theta_i \eta^\top X_E^\top)^2 + \mathbb{E} (X_E \eta \theta_i^\top)^2 + \mathbb{E} (\theta_i \eta^\top X_E^\top X_E \eta \theta_i^\top) + \mathbb{E} (X_E \eta \theta_i^\top \theta_i \eta^\top X_E^\top) \\ &= 2 \frac{\lambda_0^2 N_1}{d} \theta_i \theta_i^\top + N_1 \lambda_0^2 \theta_i \theta_i^\top + \theta_i^\top \theta_i \frac{\lambda_0^2 N_1}{d} I_d. \end{aligned}$$

For $\mathbb{E} C^2$, we have

$$\begin{aligned} \mathbb{E} C^2 &= \mathbb{E} [X_E \eta \eta^\top X_E^\top X_E \eta \eta^\top X_E^\top] \\ &= \mathbb{E} [\eta^\top X_E^\top X_E \eta \cdot X_E \eta \eta^\top X_E^\top] = \mathbb{E} \left[\sum_{t=1}^{N_1} \eta_t^4 x_t^\top x_t x_t x_t^\top \right] \\ &= \psi_4 \lambda_0^2 \left(\sum_{t=1}^{N_1} x_t x_t^\top \right) = \psi_4 \lambda_0^2 X_E X_E^\top = \frac{\psi_4 \lambda_0^4 N_1}{d} I_d, \end{aligned}$$

where $\psi_4 = \mathbb{E} \eta_t^4$ (ψ_4 always exists since η_t is a sub-Gaussian random variable). For $\mathbb{E} (AC + CA)$, it holds that

$$\begin{aligned} \mathbb{E} (AC + CA) &= \mathbb{E} [(\theta_i \eta^\top X_E^\top + X_E \eta \theta_i^\top) X_E \eta \eta^\top X_E^\top + X_E \eta \eta^\top X_E^\top (\theta_i \eta^\top X_E^\top + X_E \eta \theta_i^\top)] \\ &= \mathbb{E} [\eta^\top X_E^\top X_E \eta \cdot \theta_i \eta^\top X_E^\top] + \mathbb{E} [\theta_i^\top X_E \eta \cdot X_E \eta \eta^\top X_E^\top] \\ &\quad + \mathbb{E} [\eta^\top X_E^\top \theta_i \cdot X_E \eta \eta^\top X_E^\top] + \mathbb{E} [\eta^\top X_E^\top X_E \eta \cdot X_E \eta \theta_i^\top] \\ &= \frac{\lambda_0^3 \psi_3 N_1}{d} \theta_i \mathbf{1}_d^\top + \frac{\lambda_0^3 \psi_3 N_1}{d} \text{diag} \theta_i + \frac{\lambda_0^3 \psi_3 N_1}{d} \text{diag} \theta_i + \frac{\lambda_0^3 \psi_3 N_1}{d} \mathbf{1}_d \theta_i^\top \\ &= \frac{\lambda_0^3 \psi_3 N_1}{d} (\theta_i \mathbf{1}_d^\top + \mathbf{1}_d \theta_i^\top) + \frac{2\lambda_0^3 \psi_3 N_1}{d} \text{diag} \theta_i. \end{aligned}$$

Notice that $\mathbb{E} A = 0$. For $\mathbb{E} C$, it holds that

$$\mathbb{E} C = \mathbb{E} X_E \eta \eta^\top X_E^\top = \frac{\lambda_0^2 N_1}{d} I_d.$$

Overall, substituting all the above terms into Eq. (23) we have

$$\begin{aligned} \mathbb{E} z_i^2 &= \frac{1}{k^2} \frac{d^2}{\lambda_0^4 N_1^2} \left[2 \frac{\lambda_0^2 N_1}{d} \theta_i \theta_i^\top + N_1 \lambda_0^2 \theta_i \theta_i^\top + \theta_i^\top \theta_i \frac{\lambda_0^2 N_1}{d} I_d + D^2 \frac{\psi_4 \lambda_0^4 N_1}{d} I_d + I_d \right. \\ &\quad \left. + D \left(\frac{\lambda_0^3 \psi_3 N_1}{d} (\theta_i \mathbf{1}_d^\top + \mathbf{1}_d \theta_i^\top) + \frac{2\lambda_0^3 \psi_3 N_1}{d} \text{diag} \theta_i \right) - 2D \frac{\lambda_0^2 N_1}{d} I_d \right] \\ &\leq \frac{d^2}{k^2 \lambda_0^2 N_1} \left(\frac{2}{d} + 1 \right) \theta_i \theta_i^\top + O \left(\frac{d^2}{k^2 \lambda_0^4 N_1^2} I_d \right). \end{aligned}$$

Let $\sigma^2 = \|\sum_{i=1}^k \mathbb{E} z_i^2\|_F$, and it satisfies

$$\sigma^2 \lesssim \left\| \frac{d^2}{k\lambda_0^2 N_1} \frac{1}{k} \sum_{i=1}^k \theta_i \theta_i^\top \right\|_F \leq O\left(\frac{d^2}{k\lambda_0^2 N_1} \text{Trace}(W_k)\right).$$

Since for any $\theta \in \mathcal{T}$, it holds that $\theta_{\min} \leq \|\theta\| \leq \theta_{\max}$ with $\theta_{\min} = \Theta(1)$ and $\theta_{\max} = \Theta(1)$, it follows that $\text{Trace}(W_k) = \Theta(1)$. Therefore, it holds that

$$\sigma^2 \leq O\left(\frac{d^2}{k\lambda_0^2 N_1}\right).$$

Applying Lemma 9 with $t = 2c_1 \log(2dkN_1) + c_2 \sqrt{4\sigma^2 \log(2dkN_1)}$ for sufficiently large $c_1, c_2 > 0$, we have

$$\left\| \sum_{i=1}^k z_i \right\|_F \lesssim \frac{d}{\lambda_0} \sqrt{\frac{1}{kN_1}} (\sqrt{\log(kdN_1)} + \log(kdN_1)).$$

with probability at least $1 - \frac{1}{kN_1}$.

Notice that $\sum_{i=1}^k z_i = \hat{W} - (W + D)$. Let $W' = W + D$, we have

$$\left\| \hat{W} - W' \right\|_F := \|\Delta\|_F \lesssim \frac{d}{\lambda_0} \sqrt{\frac{1}{kN_1}} (\sqrt{\log(kdN_1)} + \log(kdN_1)).$$

Step 2. From the Davis-Kahan sin θ Theorem, we have

$$\|\hat{B}^\top B_\perp\|_F \leq \frac{\|\hat{B}_\perp^\top (W - W') B\|}{\omega} \leq \frac{\|\hat{W} - W'\|_F}{\omega}, \quad (24)$$

where $\omega = \inf_{1 \leq i \leq r, r < j \leq d} |\lambda_i(W') - \lambda_j(\hat{W})|$. From the Weyl's Theorem, $|\lambda_i(W') - \lambda_i(\hat{W})| \leq \|\hat{W} - W'\|_F = \left\| \sum_{j=1}^k z_j \right\|_F$ for any $i = 1, \dots, d$. Since $\lambda_i(W') = 0$ for all $i \geq r + 1$, it holds that $|\lambda_i(\hat{W})| \leq \|\Delta\|_F$ for all $i \geq r + 1$. Recall that σ_r is the r -th largest eigenvalue of W , therefore $\omega \geq \sigma_k - \|\Delta\|_F$. From the Assumption 2, we know $\sigma_r \geq \nu/r$, therefore we obtain

$$\|\hat{B}^\top B_\perp\|_F \lesssim \frac{\|\Delta\|_F}{\sigma_r - \|\Delta\|_F} \frac{dr}{\lambda_0 \nu} \sqrt{\frac{1}{nLN_1}} (\sqrt{\log dnLN_1} + M \log dnLN_1)$$

where $k = nL$ have been used. The proof is complete. ■

ACKNOWLEDGMENT

This work was supported in part by under Award ARO-78259-NS-MUR and Award AFOSR-FA9550-20-1-0140.

References

- [1] Nicholas T Franklin and Michael J Frank. Generalizing to generalize: humans flexibly switch between compositional and conjunctive structures during reinforcement learning. *PLoS computational biology*, 16(4):e1007720, 2020.
- [2] Angela Radulescu, Yeon Soon Shin, and Yael Niv. Human representation learning. *Annual Review of Neuroscience*, 44(1):253–273, 2021.
- [3] Yoshua Bengio, Aaron Courville, and Pascal Vincent. Representation learning: A review and new perspectives. *IEEE Transactions on Pattern Analysis and Machine Intelligence*, 35(8):1798–1828, 2013.
- [4] Jason D Lee, Qi Lei, Nikunj Saunshi, and Jiacheng Zhuo. Predicting what you already know helps: Provable self-supervised learning. *arXiv preprint arXiv:2008.01064*, 2020.

- [5] Bharath Ramsundar, Steven Kearnes, Patrick Riley, Dale Webster, David Konerding, and Vijay Pande. Massively multitask networks for drug discovery. *arXiv preprint arXiv:1502.02072*, 2015.
- [6] Carlo D’Eramo, Davide Tateo, Andrea Bonarini, Marcello Restelli, and Jan Peters. Sharing knowledge in multi-task deep reinforcement learning. In *International Conference on Learning Representations*, 2019.
- [7] Maria-Florina Balcan, Mikhail Khodak, and Ameet Talwalkar. Provable guarantees for gradient-based meta-learning. In *International Conference on Machine Learning*, pages 424–433, 2019.
- [8] Simon Shaolei Du, Wei Hu, Sham M. Kakade, Jason D. Lee, and Qi Lei. Few-shot learning via learning the representation, provably. In *International Conference on Learning Representations*, 2021.
- [9] Nilesh Tripuraneni, Chi Jin, and Michael I Jordan. Provable meta-learning of linear representations. *arXiv preprint arXiv:2002.11684*, 2020.
- [10] Nilesh Tripuraneni, Michael Jordan, and Chi Jin. On the theory of transfer learning: The importance of task diversity. In *Advances in Neural Information Processing Systems*, volume 33, pages 7852–7862. Curran Associates, Inc., 2020.
- [11] Quentin Bouniot, Ievgen Redko, Romaric Audigier, Angélique Loesch, Yevhenii Zotkin, and Amaury Habrard. Towards better understanding meta-learning methods through multi-task representation learning theory. *arXiv preprint arXiv:2010.01992*, 2020.
- [12] Alina Borkowska, Wiktor Drożdż, Piotr Jurkowski, and Janusz K Rybakowski. The wisconsin card sorting test and the n-back test in mild cognitive impairment and elderly depression. *The World Journal of Biological Psychiatry*, 10(4-3):870–876, 2009.
- [13] Sébastien Bubeck and Nicolo Cesa-Bianchi. Regret analysis of stochastic and nonstochastic multi-armed bandit problems. *Machine Learning*, 5(1):1–122, 2012.
- [14] Lai Wei and Vaibhav Srivastava. Nonstationary stochastic multiarmed bandits: UCB policies and minimax regret. *arXiv preprint arXiv:2101.08980*, 2021.
- [15] Tomer Gafni and Kobi Cohen. Learning in restless multiarmed bandits via adaptive arm sequencing rules. *IEEE Transactions on Automatic Control*, 66(10):5029–5036, 2021.
- [16] Paul Reverdy, Vaibhav Srivastava, and Naomi Ehrich Leonard. Satisficing in multi-armed bandit problems. *IEEE Transactions on Automatic Control*, 62(8):3788–3803, 2016.
- [17] Lai Wei and Vaibhav Srivastava. Minimax policy for heavy-tailed bandits. *IEEE Control Systems Letters*, 5(4):1423–1428, 2020.
- [18] Milad Malekipirbazari and Ozlem Cavus. Risk-averse allocation indices for multi-armed bandit problem. *IEEE Transactions on Automatic Control*, 2021. In Press.
- [19] Manjesh Kumar Hanawal and Sumit Darak. Multi-player bandits: A trekking approach. *IEEE Transactions on Automatic Control*, 2021. In Press.
- [20] D. Kalathil, N. Nayyar, and R. Jain. Decentralized learning for multiplayer multiarmed bandits. *IEEE Transactions on Information Theory*, 60(4):2331–2345, 2014.
- [21] Peter Landgren, Vaibhav Srivastava, and Naomi Ehrich Leonard. Social imitation in cooperative multiarmed bandits: Partition-based algorithms with strictly local information. In *IEEE Conf. on Decision and Control*, pages 5239–5244. IEEE, 2018.
- [22] David Martínez-Rubio, Varun Kanade, and Patrick Rebeschini. Decentralized cooperative stochastic bandits. In H. Wallach, H. Larochelle, A. Beygelzimer, F. d’Alché-Buc, E. Fox, and R. Garnett, editors, *Advances in Neural Information Processing Systems*, 2019.
- [23] Peter Landgren, Vaibhav Srivastava, and Naomi Ehrich Leonard. Distributed cooperative decision making in multi-agent multi-armed bandits. *Automatica*, 125:109445, 2021.

- [24] U. Madhushani and N. E. Leonard. A dynamic observation strategy for multi-agent multi-armed bandit problem. In *2020 European Control Conf.*, pages 1677–1682, 2020.
- [25] Jingxuan Zhu and Ji Liu. A distributed algorithm for multi-armed bandit with homogeneous rewards over directed graphs. In *American Control Conference*, pages 3038–3043, 2021.
- [26] Udari Madhushani and Naomi Leonard. When to call your neighbor? strategic communication in cooperative stochastic bandits. *arXiv preprint arXiv:2110.04396*, 2021.
- [27] Udari Madhushani, Abhimanyu Dubey, Naomi Leonard, and Alex Pentland. One more step towards reality: Cooperative bandits with imperfect communication. In *Neural Information Processing Systems*, 2021.
- [28] Mohammad Gheshlaghi Azar, Alessandro Lazaric, and Emma Brunskill. Sequential transfer in multi-armed bandit with finite set of models. In *Advances in Neural Information Processing Systems*, page 2220–2228, 2013.
- [29] Leonardo Cella, Alessandro Lazaric, and Massimiliano Pontil. Meta-learning with stochastic linear bandits. In *International Conference on Machine Learning*, pages 1360–1370, 2020.
- [30] Marta Soare, Ouais Alsharif, Alessandro Lazaric, and Joelle Pineau. Multi-task linear bandits. In *NIPS2014 Workshop on Transfer and Multi-task Learning: Theory meets Practice*, 2014.
- [31] Aniket Anand Deshmukh, Ürün Dogan, and Clayton Scott. Multi-task learning for contextual bandits. In *NIPS*, pages 4851–4859, 2017.
- [32] Jiaqi Yang, Wei Hu, Jason D Lee, and Simon Shaolei Du. Impact of representation learning in linear bandits. In *International Conference on Learning Representations*, 2021.
- [33] Jiachen Hu, Xiaoyu Chen, Chi Jin, Lihong Li, and Liwei Wang. Near-optimal representation learning for linear bandits and linear RL. *arXiv preprint arXiv:2102.04132*, 2021.
- [34] Y. Qin, T. Menara, S. Oymak, S. Ching, and F. Pasqualetti. Representation learning for context-dependent decision-making. In *American Control Conference*, Atlanta, GA, June 2022. Submitted.
- [35] Paat Rusmevichientong and John N. Tsitsiklis. Linearly parameterized bandits. *Mathematics of Operations Research*, 35(2):395–411, 2010.
- [36] Yingkai Li, Yining Wang, and Yuan Zhou. Tight regret bounds for infinite-armed linear contextual bandits. *arXiv preprint arXiv:1905.01435*, 2019.
- [37] Varsha Dani, Thomas P Hayes, and Sham M Kakade. Stochastic linear optimization under bandit feedback. 2008.
- [38] Yasin Abbasi-Yadkori, András Antos, and Csaba Szepesvári. Forced-exploration based algorithms for playing in stochastic linear bandits. In *COLT Workshop on On-line Learning with Limited Feedback*, volume 92, page 236, 2009.
- [39] Roman Vershynin. *High-Dimensional Probability: An Introduction with Applications in Data Science*. Cambridge University Press, 2018.
- [40] David A Grant and Esta Berg. A behavioral analysis of degree of reinforcement and ease of shifting to new responses in a weigl-type card-sorting problem. *Journal of experimental psychology*, 38(4):404, 1948.
- [41] Nikhil Mishra, Mostafa Rohaninejad, Xi Chen, and Pieter Abbeel. A simple neural attentive meta-learner. In *International Conference on Learning Representations*, 2018.
- [42] Rajendra Bhatia. *Matrix Analysis*. Springer Science & Business Media, 2013.