

Ability-based Methods for Personalized Keyboard Generation

Claire L. Mitchell, Gabriel J. Cler, Susan K. Fager, Paola Contessa, Serge H. Roy, Gianluca De Luca, Joshua C. Kline, Jennifer M. Vojtech

Abstract— This study introduces an ability-based method for personalized keyboard generation, wherein an individual's own movement and human-computer interaction data are used to automatically compute a personalized virtual keyboard layout. Our approach integrates a multidirectional point-select task to characterize cursor control over time, distance, and direction. The characterization is automatically employed to develop a computationally efficient keyboard layout that prioritizes each user's movement abilities through capturing directional constraints and preferences. We evaluated our approach in a study involving 16 participants without motor impairments using inertial sensing and facial electromyography as an access method, resulting in significantly increased communication rates using the personalized keyboard (52.0 bits/min) when compared to a generically optimized keyboard (47.9 bits/min). Our results demonstrate the ability to effectively characterize an individual's movement abilities to design a personalized keyboard for improved communication. This work underscores the importance of integrating a user's motor abilities when designing virtual interfaces.

Index Terms—Human computer interaction, virtual keyboards, surface electromyography, head acceleration

I. INTRODUCTION

IN recent years, mobile devices have increasingly integrated customizable features that provide valuable assistance for individuals with complex communication needs who rely on personal computers, tablets, or smartphones to supplement or replace their oral speech [1]–[3]. Although there exists a wide range of motor access and computer interface options for augmentative and alternative communication (AAC), some individuals remain poorly served. Those with concomitant motor impairments—as in some developmental disabilities (e.g., cerebral palsy, muscular dystrophy), acquired neurogenic disorders (e.g., stroke, traumatic brain injury), and/or degenerative neurological conditions (e.g., amyotrophic lateral sclerosis, multiple sclerosis)—often lack manual dexterity to

control AAC technology and, as a result, need alternative access like switch scanning, head-/eye-tracking, or touchscreen devices accessed via finger or typing stick. Unfortunately, current alternative communication technologies that incorporate computer interfaces offer limited efficiency and personalization for those with severe motor impairments who utilize alternative access.

Current commercial AAC interfaces typically offer some form of customization to facilitate access when using a QWERTY keyboard to create messages; popular options include lexical prediction and personalized keyboard content [4]. Manual personalization is common when fitting an AAC device to an individual. Current approaches rely on an AAC specialist (e.g., speech-language pathologist) working with the user to identify a device that best fits their residual motor capabilities and use preferences [5], [6]. However, many adults with severe motor impairments face access barriers beyond being paired with AAC systems. Among these barriers are poor technical knowledge amongst caregivers and support staff (e.g., due to limited training) [7] and precise mounting requirements that necessitate frequent re-calibrations or device adjustments to enable access [8]. As a result, many of these customizations are often better suited for individuals with intact motor capabilities who require augmented speech alone, thus leaving behind a large population of AAC users who require both alternative access and augmentative speech options [4], [9], [10]. Depending on the extent of access limitations, users may attempt to compensate using their own residual motor capabilities or through caregiver support and troubleshooting [11]. These and other factors contribute to the nearly one-third of patients who abandon their clinically prescribed AAC device in favor of less effective dysarthric speech or manual gestures, among other communication methods [12], [13].

AAC interfaces that utilize computational (i.e., non-manual) customization strategies often focus on decreasing the time needed to traverse a keyboard by organizing frequently occurring characters closer to each other. One popular method leverages Fitts-Digraph Energy, a cost function that weights the travel time between keys by the frequency of character-to-character (“digraph”) transitions within a language. Fitts-Digraph Energy is commonly solved for using the Metropolis

This work has been submitted to the IEEE for possible publication. Copyright may be transferred without notice, after which this version may no longer be accessible.

This work was supported in part by the National Institutes of Health under Grant R43 DC018437 (awarded to Altec, Inc.) and by the De Luca Foundation.

C. L. Mitchell, P. Contessa, S. H. Roy, G. De Luca, J. C. Kline, and J. M. Vojtech are with Delsys, Inc. and Altec, Inc., Natick, MA 01760 USA (e-mail:

cmitchell@delsys.com; pcontessa@delsys.com; sroy@delsys.com; gdeluca@delsys.com; jkline@delsys.com; jvojtech@delsys.com)

G. J. Cler is with the Department of Speech and Hearing Sciences, University of Washington, Seattle, WA 98105 USA (e-mail: gcler@uw.edu)

S. K. Fager is with the Institute of Rehabilitation Science and Engineering, Madonna Rehabilitation Hospital, Lincoln, NE 68506 USA (e-mail: sfager@madonna.org)

algorithm in order to reduce the probability of accepting subpar keyboard layouts [14]–[16]. This has been examined for single-input keyboard optimization to create a layout of alphabetic [14], [17] and phonemic [18] keys (the latter of which validated Fitts-Digraph Energy—and, by proxy, Fitts’ Law—for examining motor performance in individuals with motor impairments). Although these approaches increase communication rates [14]–[16] through more efficient virtual keyboard layouts, they do not account for any element of *personalization* that is often critical for AAC users.

With these gaps in current AAC technology, the field of accessible computing has recently focused on designing devices directly around an individual rather than training an individual to use a piece of technology out of the box. This technique, known as *ability-based design* [19], [20], is based on the principle of designing technology that conforms to an individual as opposed to an individual conforming to the technology. An example of this is the SUPPLE system [21], which comprises automated methods for designing a user interface based on the dexterity of an individual’s control and their preference for specific graphical elements.

Methods that utilize ability-based design for keyboard optimization are substantially limited for AAC use. Recent work by Sarcar and colleagues [22] merged adjacent keys from the QWERTY keyboard and adapted parameters—such as key size and number of predicted words—to specific diseases, including tremor, dyslexia, and memory dysfunction. While the authors present methods that potentially improve text-entry speed, this work has significant limitations in that (1) the complex and heterogenous motor and communication needs of AAC users even *within* a single disease population makes it difficult to effectively generalize keyboard interactions by disease [23], [24], (2) ability-based optimization methods were validated in only two participants, and (3) the authors adopt the inefficient multi-input QWERTY layout for use with a single-input access method [15], [16], [25]–[29]. Methods that account for user-specific movement patterns have been developed for automatically adapting key presses on a touchscreen [30], wherein adapted key-press classification models discriminate between actual and intended key presses. Unfortunately, this method is only validated for multi-input typing using a QWERTY layout. As such, there remains a need for ability-based optimization of single-input keyboards for use by individuals with complex communication needs and concomitant motor impairments.

Applying principles of ability-based design to the field of AAC is an important step toward developing technology that can effectively serve any individual who relies on alternative communication methods. As of today, personalized AAC technology is still largely limited to case-by-case examples of manual customization due to the immensely complex and heterogenous motor function of this population [11]. Thus, there is a crucial need for AAC technology that can be *automatically* and *directly* tailored to prospective users.

II. CURRENT INVESTIGATION

Using principles of ability-based design, the purpose of this work was to overcome limitations with current single-input AAC interface technology to provide a solution that *automatically* configures a keyboard interface to an individual’s cursor control or residual motor ability to improve communication efficiency. To achieve this goal, we developed an AAC system that calibrates a wearable sensor-based access method to an individual’s motor abilities, and then uses those same motor abilities to automatically organize a personalized keyboard for the individual. Our approach integrates established principles of Fitts-Digraph Energy following the work of Cler and colleagues (2019) for optimizing a phonemic keyboard for individuals with motor impairments to computationally optimize a keyboard of orthographic characters (i.e., English letters A–Z, space) to an individual [18]. However, whereas Fitts-Digraph Energy is classically computed using a single set of generic movement constants to describe anticipated user movement while traversing an interface [14]–[16], [18], [25], [26], [29], [31], [32], in this study we examine the feasibility of using person- and direction-specific constants within Fitts’ Law to characterize directional movement for optimizing a *directionally dynamic* and *personalized* keyboard. Movement direction is an important variable in ability-based design since AAC users may have conditions that preclude access to the full interface—such as limited or unequal range of movement (e.g., due to cerebral palsy) or a visual field cut or condition that results in peripheral focus (e.g., due to brainstem stroke) [33], [34]—and because directional performance differences have been observed even in individuals without motor impairments [35]–[38].

Given that motor performance varies across movement direction for different access modalities (e.g., mouse, touchpad) [35]–[38], we tested our personalization methods among 16 participants without motor impairments when using an alternative access method to evaluate method effectiveness and determine feasibility for testing in the anticipated target population of AAC users who require alternative access.² The access method used in this study is a previously validated modality that combines an inertial measurement unit (IMU) for cursor movement with surface electromyography (sEMG) for cursor clicks. Communication performance was examined while using this access method to create messages using a series of two-dimensional (2-D) interfaces: (1) a keyboard generated using our personalization methods, (2) a keyboard generated via traditional optimization parameters, and (3) the ubiquitous QWERTY keyboard.

We hypothesized that participants would exhibit movement strategies that differed throughout the possible range of motion within a 2-D virtual interface using an alternative access method. We also hypothesized that an individual’s personalized keyboard would lead to better communication performance when compared to both a generically optimized keyboard, as well as a QWERTY keyboard.

²Although the motor control of AAC users has been specifically observed to differ with intended movement direction [33], [34] (thus presumably resulting in personalized keyboard reflecting those abilities), motor control has been shown to substantially differ across movement

direction even in individuals without motor impairments [35]–[38]. As such, we argue that these feasibility results may be somewhat generalizable to individuals with constrained and/or uneven mobility.

III. METHODS

A. Keyboard Personalization

We designed algorithms to characterize an individual's 2-D cursor control abilities by capturing unique relationships between movement time and distance over different directions of movement. These algorithms leverage an expanded version of Fitts' Law to estimate 2-D movement time and distance relationships relative to a given target angle (i.e., rather than the typical approach of grouping time and distance data irrespective of angle) within a modified multidirectional point-select task, as described in detail below.

1) Movement Characterization

The goal of the task was to navigate to and select the highlighted targets amongst a screen of blank keyboard keys configured in a 2-D grid to capture movement control data across a range of movement distances and directions. Specifically, we arranged hexagonal keys in a 9×9 honeycomb grid. Sequential targets were presented across $S=16$ angular ranges with respect to one another: four to capture the cardinal directions provided by the access method (i.e., up, down, left, right), four for the intercardinal directions that bisect the four cardinal directions, and eight to capture the half-directions that bisect the cardinal and intercardinal directions (see Fig. 1a). The task was initially seeded with 225 targets to ensure that at least 10 movement trajectories of varying distance could be captured for each angular range [43]. Distance (D) was calculated as the Euclidean distance between sequential target click locations. Using Mackenzie's Shannon formulation of Fitts' Law (Eq. 1) [39], [40], each distance D was converted to an index of difficulty (ID) with W representing a constant target width (pixels). Actual target width W was used instead of effective target width W_e since—given unlimited chances to choose a target—the error rate is 0%. This also avoids misestimation of bits/sec classically associated with W as opposed to W_e [41]. Movement time (MT) to select the target was calculated as the travel time of the cursor between clicks on sequential targets.

$$MT = a + b * ID, \text{ where } ID = \log_2 \left(\frac{D}{W} + 1 \right) \quad (1)$$

Nine unique ID s were used ranging from 0, the minimum inter-key distance to capture an estimate of user movement (i.e., a in Eq. 1), to 8, the maximum inter-key distance in one direction. Unlimited chances to select a target were provided to each participant to effectively capture accidental clicks as well as repeatable click errors relative to a given movement distance and/or direction. Twenty-five targets were seeded for each ID . The resulting sequence of 225 targets were randomized and organized into a queue.

At completion of the initial target selection task, linear regressions were performed across each angular range tested to derive angle-specific regression constants a and b of Fitts' Law (Eq. 1). To account for the possibility that occasional target selection errors led to outlier movement times, the target selection process was repeated for any angular ranges with weak $MT-ID$ correlations (a coefficient of determination, or R^2 , $\leq .25$ [42]) to glean more representative distance-direction information for the participant. This process was repeated until either the number of targets reached 400—an empirically determined cut-off to maintain a task time approximately under

20 minutes and to minimize the possibility of participant fatigue—or if each angular range contained 10 or more targets, exhibited a moderate or better correlation between MT and ID ($R^2 > .25$ [42]; Fig. 1b), and all outliers (defined as a target ± 3 standard deviations from the regression) had been successfully repeated. During the task, participants were able to signal to the experimenter through hand gestures if a break was needed—in such cases, participants were instructed to relax for two minutes and refrain from selecting targets.

2) Personalized Keyboard Generation

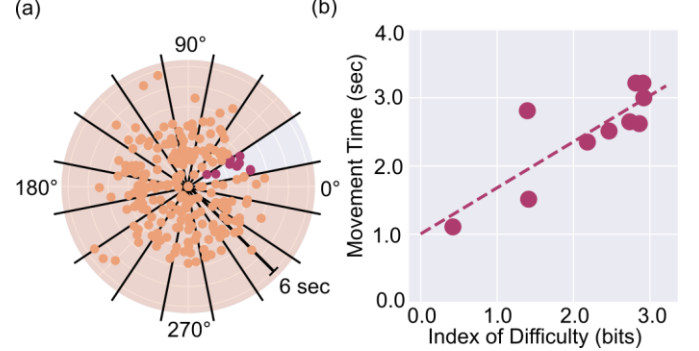


Fig. 1. Example target selection data from movement characterization task. a) Movement time shown as a function of target selection angle, split into 16 angular ranges (black lines). One section is highlighted with pink dots to highlight data collected within a single angular range. b) Example regression of movement time against index of difficulty (bits) from the highlighted data taken in a) to obtain Fitts' constants.

Personalized keyboards were created in the ability-based keyboard optimization algorithm by leveraging digraph transition probabilities and user MT relative to ID and target selection angle. These keyboards were designed by solving the quadratic assignment problem (QAP) using the GraphMatch function in the Python *graspologic* library (Microsoft, Redmond, WA, USA) [44], [45], as detailed below.

In this application of the QAP problem, the matrix C represents the occurrence of all possible transitions between N characters (e.g., English letters A–Z, space), resulting in a matrix of size $N \times N$. The matrix D , representing movement time between all possible positions M to place a target, thus is an $M \times M$ matrix. Values for D were determined in a three-step process consisting of (1) calculating the target selection angle between every M position, (2) sampling a and b user-specific Fitts' constants for the specified angle and (3) applying resulting constants to Fitts' Law (Eq. 1) to derive MT . In this way, unique movement times for the matrix D are provided for a given user. With the C and D matrices successfully populated, the personalized keyboard arrangement is then configured via the Fast Approximate QAP Algorithm [45] of the GraphMatch function in *graspologic*. In the current study, digraph transition occurrences for the keyboard personalization algorithms were obtained from a corpus of phrase sets for evaluating text-entry techniques [46]. Each keyboard included 27 keys comprising the 26 English orthographic letters and a space.

B. Keyboard Evaluation

The experiment comprised nine sessions, each on unique days, to assess participant communication ability. Prior to the experiment, participants were pseudo-randomly assigned a keyboard order between optimized and personalized keyboards: optimized first or personalized first. Order assignment was

counterbalanced across participants to ensure an equal number followed each order. Performance using QWERTY was analyzed in the final session to serve as a reference for communication performance (i.e., due to widespread familiarity in using QWERTY for mobile device communication) once participants were familiar with the access method.

1) Participants

Sixteen individuals (8 cisgender female, 8 cisgender male; 27.9 ± 5.1 years) without history of speech or motor impairments participated in the study. All individuals gave written, informed consent in compliance with the Western Institutional Review Board. According to self-reports based on Likert scale ratings, all participants were proficient in English (6.7 ± 0.8 , where 1=“Very Bad” and 7=“Very Good”) and familiar with QWERTY (6.3 ± 1.2 , where 1=“Not Familiar” and 7=“Very Familiar”).

2) Setup

The hybrid sEMG/IMU sensor used for the study was part of an access method [47], [48] that provides cursor control through signal processing. Computer access was provided via a single Trigno™ Mini sensor (Delsys, Inc., Natick, MA, USA), which captures IMU measurements from the body of the sensor ($27 \times 46 \times 13$ mm) and sEMG measurements from a separate differential sensor ($25 \times 12 \times 7$ mm) tethered to the sensor body. IMU signals were sampled at 148 Hz and comprised tri-axial (x, y, z) acceleration signals, whereas sEMG signals were sampled at 2222 Hz, band-pass filtered between 20 and 450 Hz, and amplified by a gain of 300. Signals were transmitted wirelessly from the sEMG/IMU sensor to a Trigno™ acquisition system and digitally acquired via the Delsys API Python wrapper (Delsys, Inc., Natick, MA, USA).

Using methodology from [48], the sEMG/IMU access method was configured to translate the gravitational acceleration vector from tri-axial acceleration signals into tilt angles that correspond to the velocity of the cursor movement. To do so, acceleration signals were first averaged over 54-ms windows, then converted to tilt angles (β, γ, θ) from rectangular coordinates (x, y, z). Incoming tilt angle signals were detrended and normalized via values as calculated during system calibration. The resulting control was thus specific to the range of head tilt angles exhibited by the individual, with smaller tilt angles corresponding to lower velocity cursor movements while maintaining 360-degree control. To perform clicks, the root-mean-square (RMS) values obtained over 54-ms windows of the sEMG signal were calculated and a click occurred if the RMS value exceeded 70% of the maximum RMS set during the calibration. Once a click was activated, a second click could not be performed until the RMS fell below 30% of the maximum RMS to minimize double-clicks. These thresholds for determining clicking behavior were adopted from [49].

An external monitor of resolution 1920×1080 pixels was used to display the virtual interfaces and was connected to a laptop controlled by the experimenters. Audible click feedback was played through speakers when participants clicked using the access method. Participants used a physical keyboard to proceed through tasks at their own pace. Experimental software presented to participants was built in Python 3, relying on the following open-source packages: pandas [50], [51], SciPy [52], NumPy [53] Matplotlib [54], graspologic [44], and PyInstaller [55]. The interfaces contained hexagonal keys as this shape has

been shown to allow effective movement between keys [14], [56]. All keys were set to a width of 130 pixels to contain up to 9 keys horizontally or vertically to accommodate keyboards of different shapes and orientations given the monitor resolution. An example of an individual using the setup is shown in Fig. 2.



Fig. 2. Experimental setup as an individual navigates their personalized keyboard to spell “I FOUND IT” using the sEMG/IMU access method.

3) Sensor Application and Calibration

At the beginning of each session, the skin surface was prepared by cleaning the sensor sites with alcohol pads and gently exfoliating with medical-grade adhesive tape to remove excess dead skin and oils [57]–[59]. Double-sided medical adhesive tape was used to secure the body of the sEMG/IMU sensor to the center of the forehead, with the y -axis of the IMU parallel to the transverse axes of the head and the EMG sensor component applied over the orbicularis oculi of the preferred eye ($N=7$ left, $N=9$ right).

Computer access thresholds were calibrated by instructing each participant to comfortably tilt their head to the left, right, up, and down twice, and wink or hard blink twice [47], [48]. These data were used to tune the 2-D range of cursor movement from head tilt angle (left, right, up, down) and threshold for cursor clicks from eyeblink activity. Participants tested each calibration by navigating in different directions on the interface and selecting multiple targets. Calibrations were repeated if participants were not satisfied with their control (e.g., poor or inconsistent movement and/or click control).

4) Keyboard Evaluations

To quantify any communication benefits presented by the personalized keyboards (Fig. 3a), communication performance was compared against a generically optimized keyboard (Fig. 3b) as well as the ubiquitous QWERTY keyboard. Whereas personalized keyboard generation included custom a and b

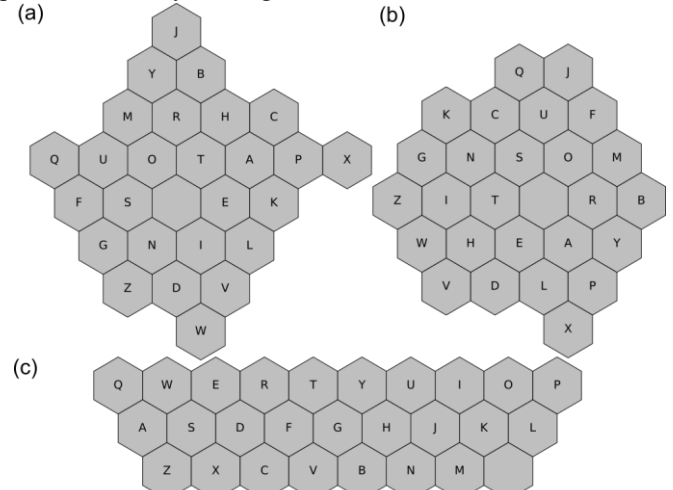


Fig. 3. Example (a) optimized, (b) personalized, and (c) QWERTY keyboards used during the evaluation study.

Fitts' constants relative to movement direction, the optimized keyboard was generated using standard Fitts' law constants of cursor movement with delay ($a=0.127$ sec) and acceleration ($b=1/4.9$ sec/bits) across all target selection angles [15], [29]. Our QWERTY keyboard was arranged following the standard QWERTY (typewriter-style) layout except for the space key; to be able to compare performance using QWERTY to the other keyboards (i.e., personalized, optimized), the width of the space key was set equal to all other keys and positioned to the right of the "M" key (see Fig. 3c).

The three keyboard types were evaluated in a communication task in which participants used the sEMG/IMU access method to navigate to and select keys to spell out a set of prompts presented from a corpus for evaluating text-entry techniques [46]. Participants were instructed to continue without interruption if mistakes were made during the spelling process. The communication task was self-paced, wherein participants first pressed "Enter" on a physical keyboard when they were ready to begin a trial. After pressing "Enter," a prompt would appear above the virtual keyboard and the letters on the keyboard would disappear; this was done so the participants would focus on the words in the prompt as opposed to plotting the path they would take on the keyboard. Once ready to begin spelling out the prompt using the virtual keyboard, participants pressed "Enter" a second time on the physical keyboard to make the letters on the virtual keyboard reappear. At this point, participants spelled out the prompt, pressing "Enter" a final time to end the trial once they were done selecting characters. Participants took breaks as needed between trials and repeated this process for a series of 20 prompts within a given keyboard.

5) Sessions

An overview of experimental sessions is shown in Fig. 4. All participants completed nine experimental sessions, each lasting 1–1.5 hours. Sessions with consecutive use of the same keyboard were performed 24 hours apart; all other sessions were separated by a minimum of 24 hours except for one participant who participated in sessions 1 and 2 separated by a 3-hour break. Each session comprised sensor application and calibration, a short familiarization task for participants to test their movement and click control, then either the movement characterization task or keyboard communication task. Within a session, participants were exposed to one of five keyboards: one of two generically optimized keyboards (vertically flipped versions of each other), one of two personalized keyboards (from the movement characterization tasks in sessions 1 and 5), or the QWERTY keyboard.

At the start of the first session, experimenters explained that the purpose of the study was to evaluate a set of keyboards, but did not describe the differences between the keyboards, how they were generated, or the expectations for performance between keyboards. After carrying out the familiarization task, participants completed the first movement characterization task; resulting movement data were used to inform the design of the first personalized keyboard.

The next four sessions (2–5), referred to as the "first block," required participants to perform the communication task using their first assigned keyboard (optimized or personalized first) for sessions 2 and 3, then their second assigned keyboard for sessions 4 and 5. The movement characterization task was repeated at the end of session 5 to generate a new personalized

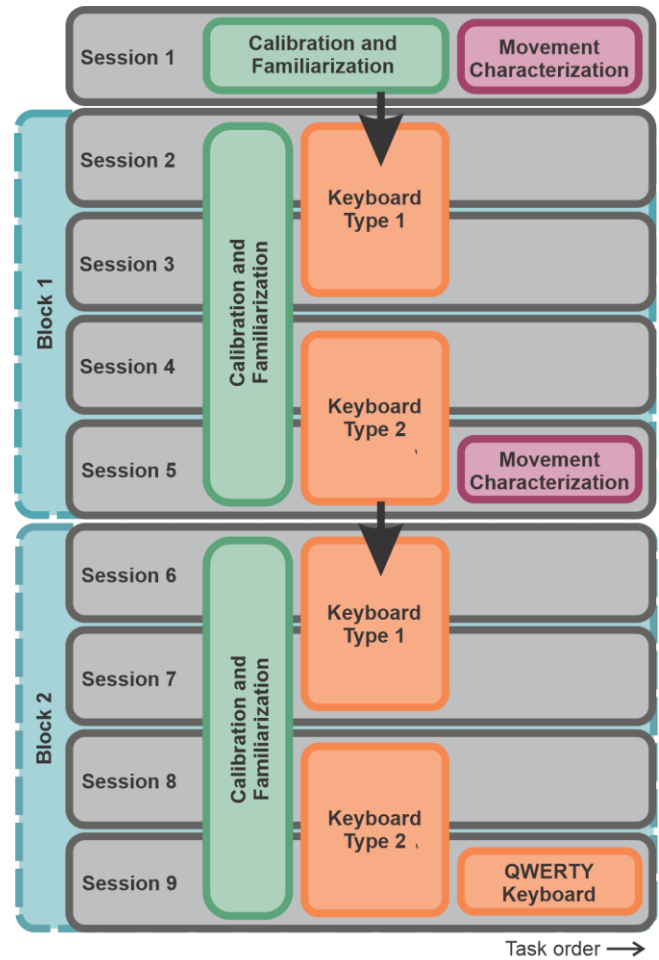


Fig. 4. Organization of the 9-session study.

keyboard. The next four sessions (6–9), called the "second block," required participants to use their second personalized keyboard as well as a flipped version of the optimized keyboard per their assigned keyboard order. Instead of repeating the movement characterization at the end of session 9, participants took a break to minimize fatigue and then carried out the keyboard evaluation task using QWERTY.

C. Data Analysis

Primary outcome measures for each evaluation aimed to capture both participant-specific movement characteristics as well as each participant's communication ability. To capture movement characteristics, we measured target selection accuracy (%), speed via words per min (*WPM*), and information transfer rate (*ITR*; bits/min). *WPM* was assessed as the number of characters, correct or incorrect, per minute divided by an average of 5 characters per word [14]. Accuracy was either 100% when the target was successfully selected or 0% when a participant failed to select it. *ITR* was measured using Wolpaw's method to consider *MT* and accuracy relative to the number of possible targets [60].

Statistical analysis was performed in jamovi (version 1.8) [61]–[63]. A series of linear mixed models (LMMs) were constructed to understand the effects of participant (random), computational keyboard efficiency (covariate)—calculated using Fitts-Digraph Energy [14]—and fixed effects of keyboard (personalized, optimized), keyboard exposure (first exposure to keyboard, second exposure to keyboard), as well as keyboard

block (sessions 2–5, sessions 6–9) and the interactions of keyboard \times exposure and keyboard \times block on each of the outcome measures (i.e., target selection accuracy, *WPM*, *ITR*). Computational keyboard efficiency was included here as a covariate since two different personalized keyboards were implemented, which may not only stem from variability in participant, but also from differences in motor ability as individuals learn to use the sEMG/IMU access method.

An additional set of LMMs were then constructed to examine communication performance between the second personalized keyboard (used within the second keyboard block) and QWERTY (fixed factor) when considering random effects of participant. Given the nontraditional placement and size of the space key in our QWERTY keyboard (Fig. 3c) relative to the standard QWERTY keyboard, we compared personalized and QWERTY keyboards with and without movements to and from the space key on each keyboard. The metric that disregarded involving the space key (*WPM**) was included to ensure that *WPM* for QWERTY would not be skewed lower from our unique placement of the space key alone.

For each set of LMMs, an α level of .05 was used. Effect sizes were estimated for fixed factors using partial eta squared (η_p^2), interpreted with cutoffs of 0.01, 0.06, 0.14 for small, medium, and large effect sizes, respectively [42]. *Post hoc*

analyses were conducted on significant main effects via Tukey simultaneous tests.

IV. RESULTS

A. Movement Characterization

Participants were presented with an average of 283.4 targets ($SD=46.8$) to characterize their movement patterns. The linear regressions performed on the resulting movement data to compare Fitts'-based MT to target ID exhibited an average $R^2=.55$ ($SD=.02$, range=.06–.96). Additionally, Fitts' constants computed relative to movement direction produced average values of $a=0.83$ ($SD=0.53$) and $b=0.91$ ($SD=0.44$) and can be seen in more detail for session 5 in Fig. 5.

B. Optimized vs. Personalized Keyboards

Table 1 displays the model summaries constructed for target selection accuracy, *WPM*, and *ITR* between optimized and personalized keyboards. For all models, no significant interaction effects (keyboard \times block, keyboard \times exposure) were observed ($p>.05$).

TABLE I
LMM FOR OUTCOME MEASURES – OPTIMIZED VS. PERSONALIZED KEYBOARDS

Model	Effect	df	η_p^2	F	p
Target Selection Accuracy	Efficiency	1	—	2.75	.100
	Keyboard	1	—	1.79	.185
	Block	1	0.01	15.07	<.001
	Exposure	1	0.00	7.55	.006
	Keyboard \times Block	1	—	1.72	.190
	Keyboard \times Exposure	1	—	0.27	.605
WPM	Efficiency	1	0.02	43.33	<.001
	Keyboard	1	0.23	6.93	.015
	Block	1	0.29	1045.90	<.001
	Exposure	1	0.09	249.95	<.001
	Keyboard \times Block	1	—	0.00	.971
	Keyboard \times Exposure	1	—	1.30	.254
ITR	Efficiency	1	0.01	33.24	<.001
	Keyboard	1	0.21	6.87	.014
	Block	1	0.25	845.75	<.001
	Exposure	1	0.07	188.21	<.001
	Keyboard \times Block	1	—	0.16	.692
	Keyboard \times Exposure	1	—	0.46	.482

Note. WPM = words per minute, ITR = information transfer rate.

Dashes (—) indicate non-significant findings ($p > .05$).

1) Target Selection Accuracy

Target selection accuracy data were first transformed via a Box-Cox transformation to meet the assumptions of normality for the planned parametric LMM. The resulting model showed significant effects for block ($p<.001$) and exposure ($p=.006$); however, *post hoc* analyses of fixed main effects showed that effect sizes were small for block ($\eta_p^2=0.01$) and negligible for exposure ($\eta_p^2<0.01$). No significant effects were seen for efficiency or keyboard (Fig 6a).

2) WPM

The model for *WPM* revealed a significant, small effect for computational keyboard efficiency ($p<.001$, $\eta_p^2=0.02$), a significant, medium effect for exposure ($p<.001$, $\eta_p^2=0.09$), and significant, large effects for both keyboard ($p=.015$, $\eta_p^2=0.23$) and block ($p<.001$, $\eta_p^2=0.29$). *Post hoc* analyses of fixed main

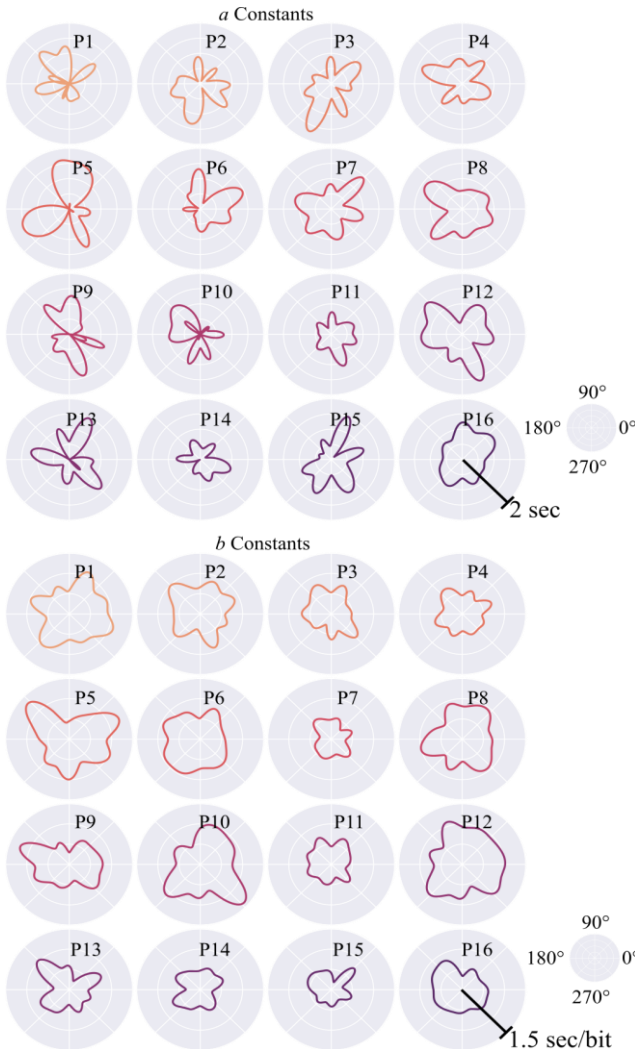


Fig. 5. Fitts' Law constants a (top) and b (bottom) interpolated throughout the range of motion for participants (e.g., P1) for session 5.

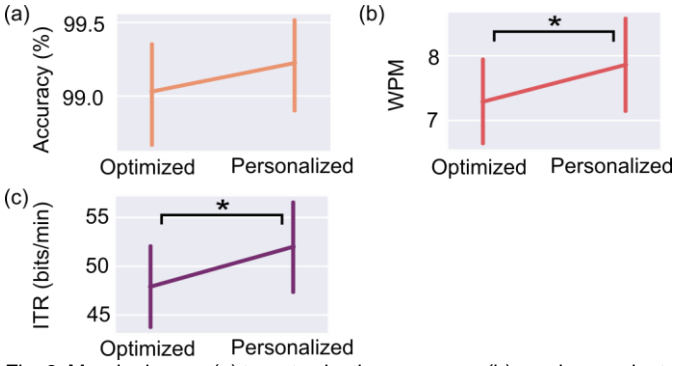


Fig. 6. Marginal mean (a) target selection accuracy, (b) words per minute (WPM), and (c) information transfer rate (ITR) shown across keyboards. Error bars represent 95% confidence intervals. * $p < .05$

effects revealed that personalized keyboards averaged 0.57 wpm greater than the optimized keyboards (7.86 wpm vs. 7.29 wpm; see **Fig 6b**). Higher *WPM* were also observed when participants were exposed to a keyboard for the second time (7.83 wpm vs. 7.32 wpm) and when carrying out the second experimental block (8.11 wpm vs. 7.05 wpm).

3) ITR

The model for *ITR* showed a significant, small effect of computational keyboard efficiency ($p < .001$, $\eta_p^2 = 0.01$); significant, medium effect for exposure ($p < .001$, $\eta_p^2 = 0.07$), and significant, large effects for both keyboard ($p = .014$, $\eta_p^2 = 0.21$) and block ($p < .001$, $\eta_p^2 = 0.25$). *Post hoc* analyses of fixed main effects revealed higher average *ITR* values when participants used their personalized keyboards (52.0 bits/min) compared to the optimized keyboards (47.9 bits/min; see **Fig 6c**). Higher average *ITR* values were also observed when participants were exposed to a keyboard for the second time (51.7 bits/min vs. 48.1 bits/min), as well as during the second experimental block compared with the first (53.8 bits/min vs. 46.1 bits/min).

C. Personalized vs. QWERTY Keyboards

Target selection accuracy data were first transformed via a Box-Cox transformation to meet the assumptions of normality for the planned parametric LMM. Resulting LMMs showed that keyboard (personalized, QWERTY) exhibited a significant, large main effect in the models for target selection accuracy ($p = .005$, $\eta_p^2 = 0.42$), *WPM* ($p < .001$, $\eta_p^2 = 0.51$), *WPM** ($p < .001$, $\eta_p^2 = 0.20$), and *ITR* ($p < .001$, $\eta_p^2 = 0.87$; **Table II**).

Post hoc analyses revealed that communicating using QWERTY led to significantly lower mean target selection accuracies than when using personalized keyboards (99.0% vs. 99.4%; **Fig. 7a**), although all accuracies were very high. Similarly, *WPM* and *WPM** were significantly smaller with QWERTY (6.79 and 7.03 wpm, respectively) compared to personalized keyboards (8.36 and 7.90 wpm, respectively; **Fig.**

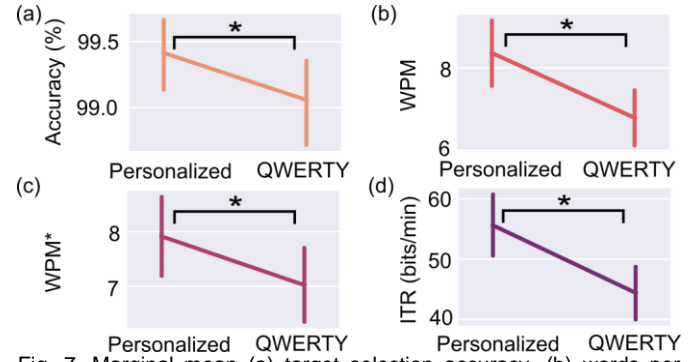


Fig. 7. Marginal mean (a) target selection accuracy, (b) words per minute (WPM), (c) words per minute without space (WPM*), and (d) information transfer rate (ITR) shown across keyboards. Error bars represent 95% confidence intervals. * $p < .05$

7b-c). Personalized keyboards also led to significantly greater average *ITRs* (55.6 bits/min) than QWERTY (44.4 bits/min; **Fig. 7d**).

V. DISCUSSION

In this study, methods for automatically configuring a keyboard to an individual's 2-D cursor control were evaluated amongst participants without motor impairments. Overall, our results support our hypotheses that (1) participants would exhibit diversity in movement capabilities across direction, and (2) participants' personalized keyboards would lead to greater communication performance when compared to generically optimized and QWERTY keyboards. These findings are described in detail below.

A. Movement Characterization

In characterizing an individual's cursor control within a 2-D interface, we hypothesized that participants would exhibit movement strategies that differed throughout the possible 360 degrees of motion. Indeed, our results support this hypothesis, wherein participants exhibited variability across Fitts' constants (*a* and *b* in **Eq. 1**) for different movement directions (see **Fig. 5**). Our approach to characterizing cursor control via expanding Fitts' Law to encapsulate a table of constants across movement direction, on average, demonstrated a robust ability to capture this variability ($R^2 = .55$) with a range of performance spanning small ($R^2 = .06$) to large ($R^2 = .96$) relationships between expected MT and task ID. Relationships below the cutoff set in the multidirectional point-select task ($R^2 = .25$) were observed when participants reached the 400 target limit; these observations were rare, only occurring in 3.9% of MT-ID relationships.

Our results highlight the immense variability in Fitts' Law parameters obtained within and across participants, with standard deviations of 0.53 sec for *a* and 0.44 sec/bits for *b*. The variability observed in directional Fitts' Law constants for these participants support the notion that individuals exhibit different control strategies when using the sEMG/IMU access method to navigate a 2-D interface and, furthermore, suggest that movement direction may be an important factor to consider when capturing these movements. On average, *a* and *b* Fitts' constants were greater ($a = 0.83$ sec and $b = 0.91$ sec/bits) than those reported in literature ($a = 0$ or 0.127 sec and $b = 1/4.9$ sec/bits; e.g., [15], [29]); however, these findings likely reflect differences in access method than those examined in prior works (i.e., sEMG/IMU vs. stylus and touchscreen).

TABLE II
LMM FOR OUTCOME MEASURES – PERSONALIZED VS. QWERTY KEYBOARDS

Model	Effect	df	η_p^2	F	p
Target Selection Accuracy	Keyboard	1	0.42	10.80	.005
WPM	Keyboard	1	0.51	648.00	<.001
WPM*	Keyboard	1	0.20	142.00	<.001
ITR	Keyboard	1	0.87	97.20	<.001

Note. WPM = words per minute, WPM* = words per minute without space, ITR = information transfer rate.

Much of the work using Fitts' Law to assess 2-D tasks has been pioneered by MacKenzie [64]–[70], who has demonstrated the utility of using this “model by analogy” to empirically evaluate user control with a 1-D or 2-D task. Many studies leveraging MacKenzie's Shannon formulation of Fitts' Law to evaluate movement systematically vary target angle to effectively “smooth over” the effects of movement direction [41], [71]–[73]. To do so, these works typically utilize an ISO-standard multidirectional point-select task that leverages a cluster of circular targets of equal diameter positioned equidistantly around a large circle; by instructing participants to navigate and select diametrically opposite targets, the effects of movement direction can be effectively ignored when relating movement time to task index of difficulty (i.e., via achieving robust R^2 values across direction).

Because the current study aimed to design a keyboard interface in which users would not necessarily be choosing diametrically opposite characters to spell messages, we chose not to employ this classic point-select task. Other studies that specifically focus on the effects of movement direction within 2-D point-select tasks do indeed provide evidence that the angle of target selection influences performance [35]–[38]. Thus, we designed our movement characterization task to facilitate user movement in a variety of distances and directions to be able to capture a spectrum of cursor control data. Our findings suggest that there may be some utility to capturing directional variations when using our sEMG/IMU access method for our specific purpose of personalizing a virtual keyboard interface to an individual's unique motor abilities. Future work may find value in exploring other applications for a directionally expanded Fitts' Law, such as for website design or home screen configuration on mobile devices.

B. Keyboard Communication

Communication rates for participants across the three keyboard types (optimized, personalized, QWERTY) were well within range of those described in the literature for similar head tracking-based access methods. Specifically, average *ITR* values have been shown to range from 5.4 to 120.7 bits/min when used by controls for AAC [49], [74]–[76]. Average *ITR* values were similar across keyboards, ranging from 44.4 bits/min when using QWERTY to 47.9 bits/min and 52.0 bits/min on average when using optimized and personalized keyboards, respectively. Our average speed, measured through *WPM*, exceed those presented in the literature for sEMG-based access methods [49], [74]–[76], which reach rates up to 5.8 wpm.

1) Optimized vs. Personalized Keyboards

We hypothesized that a personalized keyboard would lead to better communication performance compared to a generically optimized keyboard. Indeed, we found our personalization methods produced keyboards that—when evaluated amongst 16 participants without motor impairments against a generically optimized keyboard that was created using the same character transition occurrences—led to greater communication rates (via higher *ITR* and *WPM* values). Importantly, we did not find evidence of a speed-accuracy trade-off, as is often reported for virtual keyboard technology [77]: on average, participants improved in their ability to accurately select targets while increasing speed for personalized keyboards relative to the

optimized keyboards. Although keyboard demonstrated a significant, large main effect when comparing *ITR* and *WPM* across participants, a significant main effect was not demonstrated for target selection accuracy. This may be a byproduct of optimizing the keyboards for speed, not accuracy. Yet the benefits of increased speed provided by the keyboards also translate to *ITR*, a parameter that unifies both speed and accuracy. These results therefore highlight the importance of using metrics that unify movement time and selection accuracy as well as these individual components of alternative communication to comprehensively capture such benefits.

In addition to the observed communication improvements when using a personalized keyboard rather than a generically optimized keyboard, we observed significant relationships between communication outcomes and use time. Firstly, we observed that increased exposure to a keyboard led to improved communication via increased accuracy (albeit negligible effect size), *WPM*, and *ITR*. These findings imply that participants were able to communicate more effectively with increased familiarity with a keyboard interface. Our experimental paradigm was designed to create a new personalized keyboard for each participant after extensive use of the sEMG/IMU access method (~5 hours) to test whether differences between keyboards persisted after gaining proficiency with the access method. Because there were significant differences in communication performance for main effects of keyboard and block but *not* for the interaction of keyboard and block, our results indicate that participants gained familiarity with the access method over time and, further, that the personalized keyboards were superior for communicating even after learning the access method. Taken together, these results indicate that there is benefit in configuring characters based on transition probabilities *as well as* an individual's movement behaviors.

2) Personalized vs. QWERTY Keyboards

We hypothesized that a personalized keyboard would lead to better communication performance than QWERTY. Our results support this hypothesis, wherein keyboard (personalized, QWERTY) exhibited a significant main effect in the models for accuracy, *WPM*, *WPM**, and *ITR*. Notably, the significant findings observed for *WPM** indicates that differences in speed between keyboards cannot be attributed to the size and placement of the space key. Overall, these findings are of interest since participants reported high familiarity with QWERTY. Prior work suggests that it takes around 4–5 hours of interaction to gain proficiency with an unfamiliar keyboard interface configuration [18]. Yet our results indicate that—even when factoring in additional visual search time required for an unfamiliar layout [18]—personalizing a keyboard to an individual's motor capabilities is an effective way to improve communication performance over using a QWERTY keyboard. These results highlight the previously regarded inefficiencies noted about QWERTY for single-input use [14], [15], [29].

C. Limitations and Future Directions

This work examined people without motor impairments to evaluate the feasibility of keyboard personalization while minimizing exposure to the COVID-19 pandemic in high-risk populations. Future work aims to employ similar methodology in the target population of people with motor impairments. Fitts' Law parameters were examined at two timepoints

(sessions 1 and 5) to generate personalized keyboards before and after sufficient exposure to the alternative access method. Within this vein, our study was designed to minimize the possibility of fatigue in people without motor impairments, leading to a ceiling effect in target selection accuracy across nearly all participants and all keyboards. Although outside the scope of this feasibility study, future work should examine the stability of these parameters to account for differences in user control over time, as may occur in degenerative motor disorders such as amyotrophic lateral sclerosis.

This study was designed using a single-point access method configured on the forehead; we selected this configuration to minimize possible confounds by offering multiple access methods across multiple access points in establishing proof-of-concept effectiveness. With the diverse manifestation of neurological disorders, however, it is difficult to generalize the ability of our target population to sufficiently use the system with this fixed access method and, specifically, access point (i.e., forehead). By providing preliminary support for a directionally dynamic, personalized AAC system, future work will aim to expand access modalities.

We additionally recognize the potential translation of this work to the field of human-computer interaction due to existing research that highlights performance variability with different access points across direction [35]–[38]. For example, given thumb performance differences with direction when using a mobile device [35], mobile device interfaces could be configured to minimize thumb flexion-extension movements compared to abduction-adduction movements. Additionally, expanding access methods alongside personalization methods such as SUPPLE [21] could yield interfaces beyond keyboards that are flexible for people with or without motor impairments. Within this vein, we acknowledge that our system could integrate common communication options offered in many AAC devices—such as word completion, dynamic target size, and dwell click—and think these options would also be valuable to include as we expand the capabilities of our system.

VI. CONCLUSION

In this work, we present and evaluate methods to develop personalized, virtual keyboard interfaces for alternative communication against existing methods for computationally optimizing keyboards as well as standard the QWERTY keyboard. Communication performance benefits were observed when using a personalized keyboard compared to existing optimized keyboards as well as the QWERTY keyboard. Our results suggest that the benefits provided by personalized keyboards are related to combined improvements to speed and accuracy of selecting characters on the keyboard to construct messages. Overall, our results show that personalizing a keyboard is an effective strategy to improve communication with an AAC access method and can achieve communication rates higher than the ubiquitous QWERTY layout.

VII. REFERENCE

- [1] C. Brandenburg, L. Worrall, A. D. Rodriguez, and D. Copland, "Mobile computing technology and aphasia: An integrated review of accessibility and potential uses," *Aphasiology*, vol. 27, no. 4, pp. 444–461, 2013.
- [2] J.-M. Diaz-Bossini and L. Moreno, "Accessibility to Mobile Interfaces for Older People," *Procedia Comput. Sci.*, vol. 27, pp. 57–66, 2014.
- [3] T. Huijbregts and J. R. Wallace, "TalkingTiles: Supporting personalization and customization in an aac app for individuals with aphasia," *Proc. 2015 ACM Int. Conf. Interact. Tabletops Surfaces*, pp. 63–72, 2015.
- [4] S. Hodge, "Why is the potential of augmentative and alternative communication not being realized? Exploring the experiences of people who use communication aids," *Disabil. Soc.*, vol. 22, no. 5, pp. 457–471, 2007.
- [5] A. Zinkevich, S. A. K. Uthoff, J. Boenisch, S. K. Sachse, T. Bernasconi, and L. Ansmann, "Complex intervention in augmentative and alternative communication (AAC) care in Germany: a study protocol of an evaluation study with a controlled mixed-methods design," *BMJ Open*, vol. 9, p. 029469, 2019.
- [6] M. Fried-Oken, A. Mooney, and B. Peters, "Supporting communication for patients with neurodegenerative disease," *NeuroRehabilitation*, vol. 37, no. 1, p. 87, 2015.
- [7] D. McNaughton and D. N. Bryen, "AAC technologies to enhance participation and access to meaningful societal roles for adolescents and adults with developmental disabilities who require AAC," *Augment. Altern. Commun.*, vol. 23, no. 3, pp. 217–229, 2007.
- [8] D. J. Higginbotham, H. Shane, S. Russell, and K. Caves, "Access to AAC: Present, past, and future," *Augment. Altern. Commun.*, vol. 23, no. 3, pp. 243–257, 2007.
- [9] S. K. Fager, J. M. Burnfield, C. M. Pfeifer, and T. Sorenson, "Perceived importance of AAC messages to support communication in rehabilitation settings," *Disabil. Rehabil. Assist. Technol.*, Mar. 2020.
- [10] Y. Elshahar, S. Hu, K. Bouazza-Marouf, D. Kerr, and A. Mansor, "Augmentative and Alternative Communication (AAC) Advances: A Review of Configurations for Individuals with a Speech Disability," *Sensors*, vol. 19, no. 8, p. 1911, Apr. 2019.
- [11] S. K. Fager, M. Fried-Oken, T. Jakobs, and D. R. Beukelman, "New and emerging access technologies for adults with complex communication needs and severe motor impairments: State of the science," *Augment. Altern. Commun.*, vol. 35, no. 1, pp. 13–25, Jan. 2019.
- [12] M. Brown *et al.*, "Key AAC Issues," 03-Oct-2018. [Online]. Available: <https://ussaac.org/speakup/articles/key-aac-issues/>.
- [13] A. A. Johnson, "Factors related to the rejection and/or abandonment of AAC devices," University of New Hampshire, Durham, 2008.
- [14] S. Zhai, M. Hunter, and B. A. Smith, "The Metropolis Keyboard-An Exploration of Quantitative Techniques for Virtual Keyboard Design," in *Proc. of UIST'00*, 2000, vol. 2, no. 2, pp. 119–128.
- [15] S. Zhai, M. Hunter, and B. A. Smith, "Performance Optimization of Virtual Keyboards," *Human-Computer Interact.*, vol. 17, no. 2-3, pp. 229–269, 2002.
- [16] M. Raynal and N. Vigouroux, "Genetic Algorithm to Generate Optimized Soft Keyboard," in *CHI '05 Extended Abstracts*, 2005, pp. 1729–1732.
- [17] G. Bailly, A. Oulasvirta, T. Kötzing, and S. Hoppe, "MenuOptimizer: Interactive Optimization of Menu Systems," in *Proc. of UIST'13*, 2013, pp. 331–342.
- [18] G. J. Cler, K. R. Kolin, J. P. Noordzij, J. M. Vojtech, S. K. Fager, and C. E. Stepp, "Optimized and predictive phonemic interfaces for augmentative and alternative communication," *J. Speech, Lang. Hear. Res.*, vol. 62, no. 7, pp. 2065–2081, 2019.
- [19] J. O. Wobbrock, S. K. Kane, K. Z. Gajos, S. Harada, and J. Froehlich, "Ability-based design: Concept, principles and examples," *ACM Trans. Access. Comput.*, vol. 3, no. 3, 2011.
- [20] J. O. Wobbrock, K. Z. Gajos, S. K. Kane, and G. C. Vanderheiden, "Ability-Based Design," *Commun. ACM*, vol. 61, no. 6, pp. 62–71, 2018.
- [21] K. Z. Gajos, D. S. Weld, and J. O. Wobbrock, "Automatically generating personalized user interfaces with SUPPLE," *Artif. Intell.*, vol. 174, pp. 910–950, 2010.
- [22] S. Sarcar *et al.*, "Ability-Based Optimization of Touchscreen Interactions," *IEEE Pervasive Comput.*, vol. 17, no. 1, pp. 15–26, 2018.
- [23] M. Kazandjian and K. Dikeman, "Guillain-Barre Syndrome and Disordered Swallowing," *Perspect. Swallowing Swallowing Disord.*, vol. 21, no. 4, pp. 115–120, 2012.
- [24] T. Makkonen, H. Ruottinen, R. Puhto, M. Helminen, and J. Palmio, "Speech deterioration in amyotrophic lateral sclerosis (ALS) after manifestation of bulbar symptoms," *Int. J. Lang. Commun. Disord.*, vol. 53, no. 2, pp. 385–392, 2018.
- [25] X. Bi, B. A. Smith, and S. Zhai, "Quasi-Qwerty soft keyboard optimization," in *Proc. SIGCHI Conf. Hum. Factor. Comput. Syst.*, 2010, vol. 1, pp. 283–286.
- [26] X. Bi, B. A. Smith, and S. Zhai, "Multilingual touchscreen keyboard design and optimization," *Human-Computer Interact.*, vol. 27, no. 4, pp.

- 352–382, 2012.
- [27] Y. Li, L. Chen, and R. S. Goonetilleke, “A heuristic-based approach to optimize keyboard design for single-finger keying applications,” *Int. J. Ind. Ergon.*, vol. 36, no. 8, pp. 695–704, 2006.
 - [28] M. Dell’Amico, J. C. D. Diaz, M. Iori, and R. Montanari, “The single-finger keyboard layout problem,” *Comput. Oper. Res.*, vol. 36, no. 11, pp. 3002–3012, 2009.
 - [29] I. S. MacKenzie and S. X. Zhang, “The design and evaluation of a high-performance soft keyboard,” in *Proc. SIGCHI Conf. Hum. Factor. Comput. Syst.*, 1999, pp. 25–31.
 - [30] L. Findlater and J. O. Wobbrock, “Personalized Input: Improving Ten-Finger Touchscreen Typing through Automatic Adaptation,” in *Proc. SIGCHI Conf. Hum. Factor. Comput. Syst.*, 2012, pp. 815–824.
 - [31] S. X. Zhang, “A high performance soft keyboard for mobile systems,” The University of Guelph, 1998.
 - [32] S. Zhai, A. Sue, and J. Accot, “Movement Model, Hits Distribution and Learning in Virtual Keyboarding,” in *Proc. SIGCHI Conf. Hum. Factor. Comput. Syst.*, 2002, pp. 17–24.
 - [33] F. J. Rowe et al., “A Prospective Profile of Visual Field Loss following Stroke: Prevalence, Type, Rehabilitation, and Outcome,” *Biomed Res. Int.*, vol. 2013, p. 1, 2013.
 - [34] E. Nordmark, G. Hägglund, H. Lauge-Pedersen, P. Wagner, and L. Westbom, “Development of lower limb range of motion from early childhood to adolescence in cerebral palsy: a population-based study,” *BMC Med.*, vol. 7, 2009.
 - [35] M. B. Trudeau, T. Udtamadilok, A. K. Karlson, and J. T. Dennerlein, “Thumb Motor Performance Varies by Movement Orientation, Direction, and Device Size During Single-Handed Mobile Phone Use,” *Hum. Factors*, vol. 5, no. 1, pp. 52–59, 2011.
 - [36] H. Dillen, J. G. Phillips, and J. W. Meehan, “Kinematic Analysis of Cursor Trajectories Controlled With a Touchpad,” *Int. J. Hum. Comput. Interact.*, vol. 19, no. 2, pp. 223–239, 2005.
 - [37] J. Boritz, K. S. Booth, and W. B. Cowan, “Fitts’s Law Studies of Directional Mouse Movement,” *Hum. Perform.*, vol. 1, no. 6, 1991.
 - [38] R. J. Jagacinski and D. L. Monk, “Fitts’ law in two dimensions with hand and head movements movements,” *J. Mot. Behav.*, vol. 17, no. 1, pp. 77–95, 1985.
 - [39] I. S. MacKenzie, “Fitts’ Law as a Research and Design Tool in Human-Computer Interaction,” *Human-Computer Interact.*, vol. 7, no. 1, pp. 91–139, 1992.
 - [40] I. S. MacKenzie, “A Note on the Information-Theoretic Basis for Fitts’ Law,” *J. Mot. Behav.*, vol. 21, no. 3, pp. 323–330, 1989.
 - [41] R. W. Soukoreff and I. S. MacKenzie, “Towards a standard for pointing device evaluation, perspectives on 27 years of Fitts’ law research in HCI,” *Int. J. Hum. Comput. Stud.*, vol. 61, no. 6, pp. 751–789, 2004.
 - [42] J. Cohen, *Statistical Power Analysis for the Behavioral Sciences*, 2nd edition. 1988.
 - [43] P. Peduzzi, J. Concato, E. Kemper, T. R. Holford, and A. R. Feinstein, “A Simulation Study of the Number of Events per Variable in Logistic Regression Analysis,” *J. Clin. Epidemiol.*, vol. 49, no. 12, pp. 1373–1379, 1996.
 - [44] J. Chung, B. D. Pedigo, E. W. Bridgeford, B. K. Varjavand, H. S. Helm, and J. T. Vogelstein, “GraSPy: Graph Statistics in Python,” *J. Mach. Learn. Res.*, vol. 20, pp. 1–7, 2019.
 - [45] J. T. Vogelstein et al., “Fast Approximate Quadratic Programming for Graph Matching,” *PLoS One*, vol. 10, no. 4, p. 0121002, 2015.
 - [46] I. S. MacKenzie and R. W. Soukoreff, “Phrase sets for evaluating text entry techniques,” in *CHI ’03 Extended Abstracts*, 2003, pp. 754–755.
 - [47] M. D. Groll, S. Hablani, J. M. Vojtech, and C. E. Stepp, “Cursor Click Modality in an Accelerometer-Based Computer Access Device,” *IEEE Trans. Neural Syst. Rehabil. Eng.*, vol. 28, no. 7, pp. 1566–1572, 2020.
 - [48] J. M. Vojtech, S. Hablani, G. J. Cler, and C. E. Stepp, “Integrated head-tilt and electromyographic cursor control,” *IEEE Trans. Neural Syst. Rehabil. Eng.*, vol. 28, no. 6, pp. 1442–1451, 2020.
 - [49] G. J. Cler and C. E. Stepp, “Discrete Versus Continuous Mapping of Facial Electromyography for Human–Machine Interface Control: Performance and Training Effects,” *IEEE Trans. Neural Syst. Rehabil. Eng.*, vol. 23, no. 4, pp. 572–580, 2015.
 - [50] W. McKinney, “Data Structures for Statistical Computing in Python,” in *Proc. of the 9th Python in Science Conf.*, 2010.
 - [51] The Pandas Development Team, “pandas-dev/pandas: Pandas.” Zenodo, 02-Mar-2021.
 - [52] P. Virtanen et al., “SciPy 1.0: Fundamental Algorithms for Scientific Computing in Python,” *Nat. Methods*, vol. 17, no. 3, pp. 261–272, 2020.
 - [53] C. R. Harris et al., “Array programming with NumPy,” *Nature*, vol. 585, no. 7825, pp. 357–362, 2020.
 - [54] J. D. Hunter, “Matplotlib: A 2D graphics environment,” *Comput. Sci. Eng.*, vol. 9, no. 3, pp. 90–95, 2007.
 - [55] P. D. Team, “PyInstaller.” 2019.
 - [56] G. J. Cler and C. E. Stepp, “Development and theoretical evaluation of optimized phonemic interfaces,” in *ASSETS 2017*, 2017, pp. 230–239.
 - [57] S. H. Roy, G. De Luca, M. S. Cheng, A. Johansson, L. D. Gilmore, and C. J. De Luca, “Electro-mechanical stability of surface EMG sensors,” *Med. Biol. Eng. Comput.*, vol. 45, no. 5, pp. 447–457, 2007.
 - [58] H. J. Hermens, B. Freriks, C. Disselhorst-Klug, and G. Rau, “Development of recommendations for SEMG sensors and sensor placement procedures,” *J. Electromyogr. Kinesiol.*, vol. 10, no. 5, pp. 361–374, 2000.
 - [59] H. de Talhouet and J. G. Webster, “The origin of skin-stretch-caused motion artifacts under electrodes,” *Physiol. Meas.*, vol. 17, no. 2, p. 81, 1996.
 - [60] J. R. Wolpaw, N. Birbaumer, D. J. McFarland, G. Pfurtscheller, and T. M. Vaughan, “Brain–computer interfaces for communication and control,” *Clin. Neurophysiol.*, vol. 113, no. 6, pp. 767–791, 2002.
 - [61] The jamovi Project, “jamovi.” 2021.
 - [62] R Core Team, “R: A Language and environment for statistical computing.” 2021.
 - [63] M. Gallucci, “GAMLj: General analyses for linear models.” 2019.
 - [64] M. F. Roig-Maimó, I. S. MacKenzie, C. Manresa-Yee, and J. Varona, “Evaluating Fitts’ Law Performance With a Non-ISO Task,” in *Interacción ’17*, 2017, p. 8.
 - [65] M. Farhad and I. S. MacKenzie, “Evaluating Tap-and-Drag: A Single-Handed Zooming Method,” in *HCI 2018*, pp. 233–246.
 - [66] J. P. Hansen, V. Rajanna, I. S. MacKenzie, and P. Bækgaard, “A Fitts’ Law Study of Click and Dwell Interaction by Gaze, Head and Mouse with a Head-Mounted Display,” in *COGAIN ’18*, 2018, pp. 1–5.
 - [67] B. Cassidy, J. C. Read, and I. S. MacKenzie, “FittsFarm: Comparing Children’s Drag-and-Drop Performance Using Finger and Stylus Input on Tablets,” in *INTERACT 2019*, 2019, pp. 656–668.
 - [68] M. Hassan, J. Magee, and I. S. MacKenzie, “A Fitts’ Law Evaluation of Hands-Free and Hands-On Input on a Laptop Computer,” in *HCII 2019*, 2019, pp. 234–249.
 - [69] P. Bækgaard, J. P. Hansen, K. Minakata, and I. S. MacKenzie, “A Fitts’ Law Study of Pupil Dilations in a Head-Mounted Display,” in *ETRA ’19*, 2019, pp. 1–5.
 - [70] I. S. MacKenzie and W. Buxton, “Extending Fitts’ law to two-dimensional tasks,” in *Proc. SIGCHI Conf. Hum. Factor. Comput. Syst.*, 1992, pp. 219–226.
 - [71] R. A. Burno, “Equating User Experience and Fitts’ Law in Gesture Based Input Modalities,” Arizona State University, 2015.
 - [72] J. M. Vojtech, G. J. Cler, and C. E. Stepp, “Prediction of Optimal Facial Electromyographic Sensor Configurations for Human-Machine Interface Control,” *IEEE Trans. Neural Syst. Rehabil. Eng.*, vol. 26, no. 8, pp. 1566–1576, 2018.
 - [73] C. Sanchez, V. Costa, R. Garcia-Carmona, E. Urendes, J. Tejedor, and R. Raya, “Evaluation of Child–Computer Interaction Using Fitts’ Law: A Comparison between a Standard Computer Mouse and a Head Mouse,” *Sensors*, vol. 21, no. 11, p. 3826, 2021.
 - [74] E. Larson, H. P. Terry, M. M. Canevari, and C. E. Stepp, “Categorical Vowel Perception Enhances the Effectiveness and Generalization of Auditory Feedback in Human-Machine-Interfaces,” *PLoS One*, vol. 8, no. 3, p. 59860, 2013.
 - [75] M. R. Williams and R. F. Kirsch, “Evaluation of Head Orientation and Neck Muscle EMG Signals as Command Inputs to a Human-Computer Interface for Individuals with High Tetraplegia,” *IEEE Trans. Neural Syst. Rehabil. Eng.*, vol. 16, no. 5, p. 496, 2008.
 - [76] C. Choi, B. C. Rim, and J. Kim, “Development and evaluation of a assistive computer interface by SEMG for individuals with spinal cord injuries,” in *IEEE Int. Conf. Rehabil. Robot.*, 2011, pp. 1–5.
 - [77] S. Zhai, J. Kong, and X. Ren, “Speed–accuracy tradeoff in Fitts’ law tasks—on the equivalency of actual and nominal pointing precision,” *Int. J. Hum. Comput. Stud.*, vol. 61, no. 6, pp. 823–856, 2004.