

The following document is the preprint for:

The Geometry of Navigation Problems, Axel Barrau and Silvère Bonnabel, *IEEE Transactions on Automatic Control*, published 21 January 2022. DOI: 10.1109/TAC.2022.3144328.

At the end it includes supplementary material to the above-mentioned article.

Contents

1	Introduction	3
2	Natural two-frames systems	6
2.1	Two frames state space	6
2.2	The class of two-frames natural systems	7
2.3	A prototypical example: navigation on flat earth	10
3	The two-frames group structure	11
3.1	A group structure for two-frames systems	11
3.2	Natural two-frames outputs as TFG actions	12
3.3	Natural vector dynamics as group affine dynamics	13
3.4	Natural frame dynamics as group affine dynamics	16
3.5	Two-frames systems as linear observed systems on the TFG	18
4	Observer design for two-frames systems	19
4.1	Linear observers on the two-frames group	19
4.2	Invariant extended Kalman filter design	22
4.3	Properties of the TFG-IEKF	23
5	Applications	25
5.1	Explicit formulas for implementation	25
5.2	Methodology to attack examples	27
5.3	Odometer-GNSS navigation with unknown lever arm	28
5.4	Inertial 3D SLAM with moving objects tracking	30
5.5	Inertial navigation with IMU biases	33
5.6	Simulation results	34
6	Conclusion	36

7	Appendix	37
7.1	Exponential map of the TFG	37
7.2	Error equations in the original variables	38
7.3	Linearization of error equations and IEKF Jacobians	40
7.4	Computation of noise covariance matrices	42
8	Supplementary Material to “The Geometry of Navigation Problems”	49
8.1	Exponential map of the TFG	49
8.2	Proof of Proposition 9	50
8.3	Error linearization of generic frame dynamics	51
	8.3.1 Guidelines for linearization of generic frame dynamics	51
	8.3.2 Proof of Proposition 8	52
8.4	A direct alternative proof to underline the importance of commutation assumptions	54
8.5	Extension of Theorem 4 (the rotating Earth case)	56
8.6	Two-frames systems in continuous time	57
	8.6.1 Example	59
	8.6.2 Properties	60

The Geometry of Navigation Problems

Axel Barrau, Silvère Bonnabel *

Abstract

While many works exploiting an existing Lie group structure have been proposed for state estimation, in particular the Invariant Extended Kalman Filter (IEKF), few papers address the construction of a group structure that allows casting a given system into the framework of invariant filtering. In this paper we introduce a large class of systems encompassing most problems involving a navigating vehicle encountered in practice. For those systems we introduce a novel methodology that systematically provides a group structure for the state space, including vectors of the body frame such as biases. We use it to derive observers having properties akin to those of linear observers or filters. The proposed unifying and versatile framework encompasses all systems where IEKF has proved successful, improves state-of-the art “imperfect” IEKF for inertial navigation with sensor biases, and allows addressing novel examples, like GNSS antenna lever arm estimation.

1 Introduction

The Kalman filter introduced in 1960 was immediately applied to the localization of the manned space capsule going to the Moon and back. Though sixty years have since passed, state estimation for vehicles that navigate still offers challenges. This is because estimating the state of a navigating rigid body inevitably implies estimating the operator that is needed to move the object from a reference placement to its current placement, that is, an operator mapping the fixed reference frame to a frame being attached to the

*A. Barrau is with SAFRAN TECH, Groupe Safran, Rue des Jeunes Bois - Châteaufort, 78772 Magny Les Hameaux CEDEX, France axel.barrau@safran.fr. S. Bonnabel is with MINES ParisTech, PSL Research University, Centre for robotics, 60 Bd St Michel 75006 Paris, France and with Université de la Nouvelle-Calédonie, Institut de Sciences Exactes et Appliquées, 98851 Nouméa Cedex. silvere.bonnabel@mines-paristech.fr

body. This includes a rotation, and rotations do not form a vector space, making the problem inherently nonlinear.

In the 2000s, with the advent of the aerial robotics field, an approach to the problem of estimating attitude revolving around symmetries and equivariance emerged, see [1–4] to cite a few, and [5] for a more recent exposition, see also the theory of symmetry-preserving or invariant observer design [6, 7]. This body of work dedicated to providing constant-gain observers with convergence properties, and especially the complementary filter of [1], underpinned the first generation of small unmanned aerial vehicles (UAVs) or drones.

Invariant Kalman filtering, namely the invariant extended Kalman filter (IEKF) early introduced in [8, 9] and whose modern form is introduced in [10, 11], which targets Jacobians that do not depend on the state, has proved successful in various applications. The main theoretical properties of the IEKF having been brought to light so far may be summarized as follows: 1- IEKF possesses convergence properties when used as an observer for systems with group affine dynamics and a specific form of outputs. For these systems error equation is state trajectory independent, and its propagation is actually governed by a linear equation [10], a property called error *log-linearity* implying no linearization error is made by IEKF at propagation. The discovery that dynamics associated with (unbiased) inertial measurement units (IMU) are group affine in [10] has led to various recent experimental and theoretical successes, e.g. [12–17]. 2- IEKF possesses consistency properties when the system is not fully observable as in the problem of Simultaneous Localization and Mapping (SLAM) [18–20], as exploited in [21–26]. 3- When the actual state is physically restricted within or near a subspace of the state space, the IEKF’s estimate reflects this information [18, 27], contrary to the EKF, as experimentally confirmed in [13]. 4- Group affine dynamics possess the preintegration property [28, 29] that plays key role in modern robotics [30]. The theory is remarkable in that those four properties are characteristic of the linear case, and are usually lost in the nonlinear case.

The big question when it comes to invariant observers/filtering is: *how do we find a group structure for the state space that comes with theoretical results, given a system?* The only generic approaches to date revolve around the search for symmetries of the original system, but recent successes of the IEKF turn out not to be a direct application of this idea. The present paper makes a leap forward in this respect. We introduce a class of systems modeling rigid bodies in space, called “two-frames systems”, see Fig. 1, covering most practical navigation problems. We use a transformation group

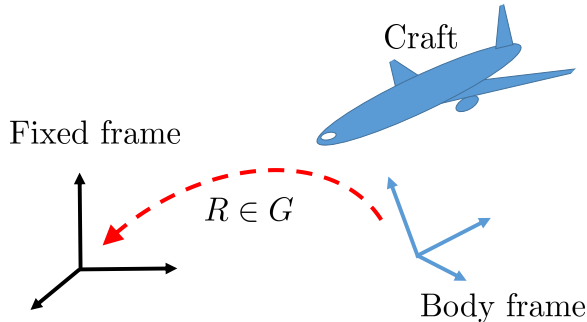


Figure 1: The state of a two-frames system, to be estimated, consists of a frame transformation operator R , along with vectors, e.g., the position, velocity, or sensor biases, stacked in x (and \mathbf{x}) when expressed in the fixed (resp. body) frame.

encoding the orientation of the vehicle as a building block for a larger general group called the two-frames group (TFG). This second group endows the state space with a group structure, allowing for the application of invariant filtering theory [10,11,28]. This leads to a class of observers having striking properties, and to an IEKF based on the TFG. The practitioner only needs to check the system is a two-frames system, and then the methodology is constructive and systematic.

If we consider for example the (bias-free) inertial navigation example of [10] the TFG boils down to $SE_2(3)$ - a group introduced in the latter paper for navigation and successfully used since in many articles - and we immediately recover the IEKF of [10]. Similarly, if we consider the SLAM problem, the TFG then boils down to $SE_k(d)$ - a group introduced for SLAM in [19,31] and successfully used since - and we necessarily recover the IEKF of [11,19]. Besides, novel examples to which invariant filtering theory apparently did not apply before are presented, and addressed by strictly following the proposed methodology. A wheeled robot with an unknown GNSS antenna lever arm being estimated online is proved to benefit from invariant filtering theory thanks to the TFG. So does the 3D SLAM problem with moving objects tracking (SLAMMOT). The TFG structure also improves state-of-the-art IEKF-based inertial navigation with IMU biases as used in the recent papers [11–13,15,21–23,25]. Those practically relevant examples are contributions in themselves.

In Section 2 we introduce new concepts capturing the specificity of nav-

igation problems. Two-frames state spaces (Def. 1) are proposed as generic navigation states. Natural outputs (Def. 4) and natural dynamics (Def. 5 and 6), that encapsulate the “intrinsicness” of the system’s equations, are then introduced as building blocks for our main concept of natural two-frames system (Def. 7). In Section 3 we define the TFG structure (Def. 9), a novel and non-trivial group law, and prove it makes two-frames systems fall within the invariant filtering framework (Thm. 1 for outputs, Thm. 2 and Thm. 3 for dynamics, and Thm. 6 for the full system). This opens the door to a new class of invariant observers (including invariant Kalman filters) for two-frames systems that come with strong properties, see Section 4 (Thm. 7, 8 and Prop. 6). By transposing the group-theoretic results into the original state variables, Section 5.1 provides “turn-key” concrete formulas for observer implementation and convergence analysis. Finally, the remainder of Section 5 exhibits new systems to which invariant filtering can be applied thanks to the TFG structure. An appendix provides the technical methods and ingredients for IEKF implementation on the TFG. A supplementary material document reproduced in Section 8 provides extended proofs and complements. The reader is referred to [11, 28] for an introduction to the topic.

2 Natural two-frames systems

This section introduces the novel notion of two-frames systems, which brings new insights into many estimation problems related to navigation.

2.1 Two frames state space

To describe the motion of a rigid mobile body such as a robot or an aircraft we define two frames: one is attached to the body, and another one is considered as “fixed” with respect to the “world”. The orientation of the body at time step n is generally described by a rotation matrix R_n that maps vectors expressed in the body frame to vectors expressed in the world frame, see Fig. 1. The state of the mobile body may then be described by the rotation R_n which encodes its orientation, a collection of vectors whose expressions are given in the world frame, such as its position and its velocity, and a collection of vectors whose expressions are given in the body frame, like sensor biases or lever arms, to be estimated as well.

Definition 1 (Two-frames state space) *A two-frames state space is a product space $G \times V \times B$, with V, B two vector spaces of dimensions respec-*

tively q , r and G a d -dimensional Lie group. Elements χ of this space will be indifferently denoted in lines or columns, with $R \in G, x \in V, \mathbf{x} \in B$:

$$\chi = \begin{pmatrix} R \\ x \\ \mathbf{x} \end{pmatrix} = (R, x, \mathbf{x}).$$

G should be viewed as the group of frame changes, V denotes a space of vectors regrouped in the variable x_n written in “fixed-frame” coordinates and B denotes a space of vectors regrouped in the variable x_n written in “body-frame” coordinates. Most often G denotes a group of rotations acting on multi-vectors of V and B . We thus see that Def. 1 is actually the basic setting for any attitude, navigation or SLAM estimation problem: an attitude R , a set of variables written in the fixed frame (the vector x) and a set of variables written in the body frame (the vector \mathbf{x}).

Notation: Throughout the paper, lowercase indicates vectors expressed in the fixed frame, and small uppercase vectors expressed in the body frame.

2.2 The class of two-frames natural systems

The point of the present paper is to show many navigation problems share common properties, which suggests addressing them through a unifying framework. To this end, we are going to define a class of two-frames systems we consider as “natural” in the sense that they show invariance/equivariance with respect to frame changes induced by G .

Definition 2 (Group action) *A (left) group action of G on a set S is a map $(G, S) \rightarrow S$ that we denote as $(R, s) \mapsto R * s$, and which verifies the following conditions:*

- $Id * s = s$ where Id denotes the identity element of G ,
- $(R_1 R_2) * s = R_1 * (R_2 * s)$ for all $R_1, R_2 \in G, s \in S$.

*Throughout the paper we assume the mapping $x \mapsto R * x$ is linear (in group theory this is called a “representation” [32]).*

The main benefit of Def. 2 is allowing the same element of a group to define different transformations over different sets. From that point onwards, we assume G acts both on V and B and shall denote by $*$ both of these actions, although different. The following example should be meaningful:

Example 1 (Term-by-term rotation) Assume that $G = SO(d)$ is a group of rotations with typically $d = 2$ or $d = 3$ and consider a vector space $W = \mathbb{R}^{Nd}$ whose elements are N -uples of vectors of \mathbb{R}^d . Then the following operator $*$ defines an action of G on W :

$$R * (x^1, \dots, x^N) := (\mathbf{R}x^1, \dots, \mathbf{R}x^N) \quad (1)$$

Definition 3 (Commuting actions) Let G be a group acting on vector spaces W_1 and W_2 , and let $\mathbf{H} : W_1 \rightarrow W_2$ be a linear operator (a matrix). The symbol $*$ denotes as previously the action on both spaces W_1, W_2 . We say \mathbf{H} commutes with the action of G if we have for any element $R \in G$ and $x \in W_1$:

$$R * (\mathbf{H}x) = \mathbf{H}(R * x)$$

The following result will cover most examples.

Proposition 1 Let us consider the term-by-term action (1) of Example 1 on both spaces $W_1 = \mathbb{R}^{Nd}$ and $W_2 = \mathbb{R}^{Md}$, and a block matrix \mathbf{H} of the form:

$$\mathbf{H} = \begin{pmatrix} \alpha_{11}\mathbf{I}_d & \dots & \alpha_{1N}\mathbf{I}_d \\ \vdots & & \vdots \\ \alpha_{M1}\mathbf{I}_d & \dots & \alpha_{MN}\mathbf{I}_d \end{pmatrix} \quad (2)$$

with α_{ij} 's real numbers. Then \mathbf{H} commutes with the action of G , as can be easily verified.

Notation: Throughout the paper, bold mathematical symbols are reserved for linear operators, or more prosaically matrices, like \mathbf{H} in the definition above. Besides, elements of matrix Lie groups, e.g., $R \in SO(d)$, will be written in **bold** when their matrix nature is to be emphasized, in particular when they act on vectors through matrix-vector multiplication.

Let us introduce the output space, and a family of output maps that represent observations, i.e., measurements:

Definition 4 (Natural two-frames output) Let the output space \mathcal{Y} be a vector space on which G acts through an action denoted by $*$. We call a natural output in the fixed frame (or the body frame) a map $G \times V \times B \mapsto \mathcal{Y}$ defined by:

$$\boxed{\text{fixed-frame: } h(R, x, \mathbf{X}) = \mathbf{H}^x x + R * [\mathbf{H}^{\mathbf{X}}\mathbf{X} + \mathbf{B}]} \quad (3)$$

$$\boxed{\text{body-frame: } \mathbb{H}(R, x, \mathbf{X}) = R^{-1} * [b - \mathbf{H}^x x] - \mathbf{H}^{\mathbf{X}}\mathbf{X}} \quad (4)$$

with $\mathbf{H}^x : V \mapsto \mathcal{Y}$ and $\mathbf{H}^X : B \mapsto \mathcal{Y}$ two linear maps that commute with the action of G , see Def. 3, and $b, \mathbb{B} \in \mathcal{Y}$.

Note the minus signs in Eq. (4) make computations to follow clearer, but are to some extent arbitrary. The purpose of elements R and R^{-1} appearing in Def. 4 is to bring variables either from body to fixed coordinates, or the opposite.

Definition 5 (Natural vector dynamics) *Given a two-frames state space (Def. 1) $G \times V \times B$ we define discrete-time natural vector dynamics as $\chi_n = f_n(\chi_{n-1})$ where:*

$$f_n \begin{pmatrix} R \\ x \\ X \end{pmatrix} = \begin{pmatrix} R \\ [\mathbf{F}_n x + d_n] + R * [\mathbf{C}_n X + U_n] \\ [\mathbf{\Phi}_n X + D_n] + R^{-1} * [\mathbf{\Gamma}_n x + u_n] \end{pmatrix}, \quad (5)$$

and where matrices $\mathbf{F}_n : V \mapsto V$, $\mathbf{\Phi}_n : B \mapsto B$, $\mathbf{C}_n : B \mapsto V$, $\mathbf{\Gamma}_n : V \mapsto B$ all commute with the action of G , and d_n, U_n (resp. D_n, u_n) are vectors of V (resp. B).

This family of dynamics is ubiquitous in robotics and navigation problems, as soon as some dynamics s_n allows transformation R (that encodes a change of frame) to evolve as well. A “natural” class of such frame dynamics is now introduced, also based on a commutation hypothesis:

Definition 6 (Natural frame dynamics) *We define natural frames dynamics as $\chi_n = s_n(\chi_{n-1})$ where:*

$$s_n \begin{pmatrix} R \\ x \\ X \end{pmatrix} = \begin{pmatrix} s_n^R(\chi) \\ x \\ X \end{pmatrix} = \begin{pmatrix} O_n R \Omega_n \\ x \\ X \end{pmatrix} \quad (6)$$

with $O_n, \Omega_n \in G$ known elements of G (inputs). Moreover it is required that the maps $x \mapsto O_n * x$ and $X \mapsto \Omega_n * X$ commute with the action of G on V and B respectively.

Each of the preceding notions brings properties. When all are combined, we obtain a two-frames system we call natural.

Definition 7 (Natural two-frames observed system) *A natural two-frames observed system is defined on a two-frames state space (G, V, B) as follows*

$$\begin{pmatrix} \chi_n = s_n \circ f_n(\chi_{n-1}), \\ y_n = h_n(\chi_n) \quad \text{or} \quad Y_n = H_n(\chi_n), \end{pmatrix} \quad \text{where:} \quad (7)$$

- h_n and H_n are the natural outputs of Definition 4,
- f_n is a natural vector dynamics of Definition 5,
- s_n is a natural frame dynamics of Definition 6.

In practice, some systems of interest are not completely “natural”, so that we will also need the following definition.

Definition 8 (Generic frame dynamics) *When $s_n^R(\chi)$ in Eq. (6) is generic, that is, either it does not satisfy the commutation requirements of Def. 6 or it is not even of the form $O_n R \Omega_n$ and possibly depends on state variables x and \mathbf{x} , we speak of generic frame dynamics.*

2.3 A prototypical example: navigation on flat earth

Consider a mobile body equipped with an inertial measurement unit (IMU) providing gyroscope and accelerometer measurements, and a GNSS receiver providing position measurements Y_n . A simple discretization of the continuous equations [30] yields the discrete-time dynamics:

$$\begin{cases} \mathbf{R}_n = \mathbf{R}_{n-1} \mathbf{exp}_m(\Delta t [\boldsymbol{\omega}_n + \mathbf{b}_{n-1}^\omega]_{\times}) \\ v_n = v_{n-1} + \Delta t (g + \mathbf{R}_{n-1} (a_n + b_{n-1}^a)) \\ p_n = p_{n-1} + \Delta t v_{n-1} \\ b_n^\omega = b_{n-1}^\omega, \quad b_n^a = b_{n-1}^a \end{cases}, \quad (8)$$

with observation $Y_n = p_n$. In the above Δt is a time step, $\mathbf{R}_n \in G = SO(3)$ denotes the transformation at time step n that maps the frame attached to the IMU (body) to the earth-fixed frame, $p_n \in \mathbb{R}^3$ denotes the position of the body in space, $v_n \in \mathbb{R}^3$ denotes its velocity, g is the earth gravity vector, $a_n, \omega_n \in \mathbb{R}^3$ the accelerometer and gyroscope signals, b_n^a the accelerometer bias, b_n^ω the gyroscope bias, $\mathbf{exp}_m(\cdot)$ denotes the matrix exponential, and for any vector $\beta \in \mathbb{R}^3$, the quantity $(\beta)_{\times}$ denotes the skew-symmetric matrix such that $(\beta)_{\times} \gamma = \beta \times \gamma$ for any $\gamma \in \mathbb{R}^3$. Let us cast Eq. (8) into the framework of two-frames systems. We can define a two-frames state space where the group $G = SO(3)$ encodes the orientation R_n , the vector space $V = \mathbb{R}^3 \times \mathbb{R}^3$ encodes $x_n = (p_n, v_n)$ and $B = \mathbb{R}^3 \times \mathbb{R}^3$ encodes $\mathbf{x}_n = (b_n^\omega, b_n^a)$. The group $G = SO(3)$ acts through the term-by-term action (1) as: $\mathbf{R} * x = \mathbf{R} * (v, p) = (\mathbf{R}v, \mathbf{R}p)$ and $\mathbf{R} * \mathbf{x} = \mathbf{R} * (b^\omega, b^a) = (\mathbf{R}b^\omega, \mathbf{R}b^a)$. The system

matches Eq. (7) where components of f_n are:

$$\begin{aligned} \mathbf{F}_n &= \begin{pmatrix} \mathbf{I}_3 & \mathbf{0}_3 \\ \Delta t \mathbf{I}_3 & \mathbf{I}_3 \end{pmatrix}, \quad \mathbf{C}_n = \begin{pmatrix} \mathbf{0}_3 & \Delta t \mathbf{I}_3 \\ \mathbf{0}_3 & \mathbf{0}_3 \end{pmatrix}, \quad d_n = \begin{pmatrix} \Delta t g \\ \mathbf{0}_{3,1} \end{pmatrix} \\ \mathbf{U}_n &= \begin{pmatrix} \Delta t a_n \\ \mathbf{0}_{3,1} \end{pmatrix}, \quad \Phi_n = \begin{pmatrix} \mathbf{I}_3 & \mathbf{0}_3 \\ \mathbf{0}_3 & \mathbf{I}_3 \end{pmatrix}, \quad \Gamma_n = \mathbf{0}_6, \quad \mathbf{D}_n = u_n = \mathbf{0}_{6,1} \end{aligned} \quad (9)$$

and where s_n^R is easily retrieved from the first line of (8). The position observation $Y_n = p_n$ matches Eq. (3) with:

$$\mathbf{H}^x = \begin{pmatrix} \mathbf{0}_3 & \mathbf{I}_3 \end{pmatrix}, \quad \mathbf{H}^x = \mathbf{0}_{3,6}.$$

We let G act on the output through the term-by-term action (1) as $\mathbf{R} * Y_n = \mathbf{R} Y_n$. It can then be immediately checked from Prop. 1 that matrices $\mathbf{F}_n, \mathbf{C}_n, \Phi_n, \Gamma_n, \mathbf{H}^x, \mathbf{H}^x$ commute with the action of $SO(3)$, i.e., with rotations. This proves that we are here dealing with natural outputs and natural vector dynamics indeed. However, we see in this example that the system fails to be entirely “natural”, as frame dynamics s_n is generic (see Def. 8), owing to $\Omega_n = \exp_m(\Delta t[\omega_n + b_{n-1}^\omega]_{\mathbf{x}})$ containing state element b^ω . In the present paper, we show that many systems of interest are natural two-frames systems, and even for the present example where the frame dynamics fails to be natural, we show in Sect. 5.6 the proposed theory brings sensible improvement over existing methods, which makes it a general tool for systems defined on a two-frames state space.

3 The two-frames group structure

The core of this paper is the introduction of a novel group structure on the class of two-frames systems that allows casting them into the invariant filtering framework. In the case of natural two-frames system, it provides the practitioner with a systematic method to design observers or filters that come with theoretical properties akin to linear observers and filters.

3.1 A group structure for two-frames systems

We start by introducing a relevant group structure.

Definition 9 (Two-frames group structure) *The \bullet operation below defines a group structure on the two-frames state space $G \times V \times B$ of Definition*

1:

$$\begin{pmatrix} R_1 \\ x_1 \\ X_1 \end{pmatrix} \bullet \begin{pmatrix} R_2 \\ x_2 \\ X_2 \end{pmatrix} = \begin{pmatrix} R_1 R_2 \\ x_1 + R_1 * x_2 \\ x_2 + R_2^{-1} * X_1 \end{pmatrix} \quad (10)$$

We call it the two-frames group (TFG) law. Its identity element is $(Id, 0, 0)$ and the inverse is defined as:

$$(R, x, X)^{-1} = (R^{-1}, -R^{-1} * x, -R * X). \quad (11)$$

$G \times V \times B$ endowed with this structure is denoted by $G_{V,B}^+$. We also write it as $SO(d)_{N_1, N_2}^+$ when $G = SO(d)$ and $V = \mathbb{R}^{N_1 d}$ and $B = \mathbb{R}^{N_2 d}$ are multi-vector spaces of Example 1.

The definition encompasses recently introduced Lie groups: $SO(d)_{k,0}^+$ coincides with $SE_k(d)$ introduced for SLAM in [31], named $SE_k(d)$ in [19], and exploited in [21–25], see also [36]. Similarly $SO(3)_{2,0}^+$ coincides with $SE_2(3)$, introduced in [10, 18] for navigation and exploited in [12–15, 23]. In various implementations related to the IEKF, researchers - including the authors - have proposed to treat IMU biases in the state linearly, that is, complete $SE_2(3)$ group law with $x_1 + x_2$ regarding body variables (biases). This is advocated notably in [11–13, 15, 17, 21–23, 25] and the term “imperfect IEKF” that refers to it, as well as the technique itself, was coined in [18]. We demonstrate in this paper that the proposed group law (10) is a far better option, both theoretically and in practice.

Our purpose is to *cast natural two-frames systems into the invariant filtering framework*, i.e., make them fit into the framework of [28], and beyond [10, 11], using the TFG law. Invariant filtering builds upon two ingredients: output maps defined as group actions, and group affine dynamics.

3.2 Natural two-frames outputs as TFG actions

We may now use the action $*$ of G on the output space \mathcal{Y} as a building block to build a group action of the TFG on \mathcal{Y} .

Lemma 1 (Two-frames group action) *Let $\mathbf{H}^x, \mathbf{H}^X$ be two matrices defining linear maps from, respectively, V and B to the output space \mathcal{Y} . G acts on \mathcal{Y} and we assume its action commutes with \mathbf{H}^x and \mathbf{H}^X . Then the following operation, denoted by \star , defines a group action on the output space:*

$$\begin{aligned} G_{V,B}^+ \times \mathcal{Y} &\mapsto \mathcal{Y} \\ (R, x, X) \star \beta &= \mathbf{H}^x x + R * [\mathbf{H}^X X + \beta] \end{aligned} \quad (12)$$

proof We consider $\chi_1 = (R_1, x_1, X_1)$ and $\chi_2 = (R_2, x_2, X_2)$ and prove the identity $[\chi_1 \bullet \chi_2] \star \beta = \chi_1 \star [\chi_2 \star \beta]$. As R commutes with \mathbf{H}^x and \mathbf{H}^X we have on the one hand:

$$\begin{aligned} [\chi_1 \bullet \chi_2] \star \beta &= (R_1 R_2, x_1 + R_1 \star x_2, X_2 + R_2^{-1} \star X_1) \star \beta \\ &= \mathbf{H}^x(x_1 + R_1 \star x_2) + R_1 R_2 \star [\mathbf{H}^X(X_2 + R_2^{-1} \star X_1) + \beta] \\ &= \mathbf{H}^x x_1 + \mathbf{H}^x R_1 \star x_2 + \mathbf{H}^X R_1 R_2 \star X_2 + \mathbf{H}^X R_1 \star X_1 + R_1 R_2 \star \beta, \end{aligned}$$

and on the other hand:

$$\begin{aligned} \chi_1 \star [\chi_2 \star \beta] &= (R_1, x_1, X_1) \star [\mathbf{H}^x x_2 + R_2 \star (\mathbf{H}^X X_2 + \beta)] \\ &= \mathbf{H}^x x_1 + R_1 \star (\mathbf{H}^X X_1 + \mathbf{H}^x x_2 + R_2 \star (\mathbf{H}^X X_2 + \beta)) \\ &= \mathbf{H}^x x_1 + \mathbf{H}^X R_1 \star X_1 + \mathbf{H}^x R_1 \star x_2 + \mathbf{H}^X R_1 R_2 \star X_2 + R_1 R_2 \star \beta. \end{aligned}$$

Both expressions match, hence \star is a group action of the TFG. ■

Lemma 1 allows for our first major result, that is as follows:

Theorem 1 Consider a two-frames state space $G_{V,B}^+$, an output space \mathcal{Y} endowed with an action of G , and let \star be the operation defined by (12). Then the natural output map h of Eq. (3) merely writes:

$$y = h(\chi) = \chi \star B. \quad (13)$$

Similarly, the natural output map H of Eq. (4) writes:

$$Y = H(\chi) = \chi^{-1} \star b. \quad (14)$$

where in both cases \star is a group action, from Lemma 1.

proof Proving (13) immediately follows from (12). Regarding body frame output (14), $\chi^{-1} \star b = (R^{-1}, -R^{-1} \star x, -R \star X) \star b = -\mathbf{H}^x R^{-1} \star x + R^{-1} \star (b - \mathbf{H}^X R \star X) = R^{-1} \star [b - \mathbf{H}^x x] - \mathbf{H}^X X$, which we recognize as (4). ■

Using our novel group law (10) we have defined a family of group actions of the TFG on the output such that all natural outputs write as group actions. This is a major property of two-frames systems, and one of our main contributions.

3.3 Natural vector dynamics as group affine dynamics

Our second step is to prove that vector dynamics possess a key property of invariant filtering, namely the group affine property, with respect to the

TFG. Let us first recall what this property is. Consider general discrete-time dynamics on the two-frames state space $G_{V,B}^+$ endowed with the TFG structure:

$$\chi_n = \phi_n(\chi_{n-1}). \quad (15)$$

Definition 10 (Group affine dynamics [10, 11]) *Dynamics (15) is called group affine if $\phi_n : G_{V,B}^+ \rightarrow G_{V,B}^+$ satisfies the “group affine property”: for all $\chi_1, \chi_2 \in G_{V,B}^+$, we have*

$$\phi_n(\chi_1 \bullet \chi_2) = \phi_n(\chi_1) \bullet \phi_n(\text{Id})^{-1} \bullet \phi_n(\chi_2). \quad (16)$$

It may be checked the composition of two group affine maps, i.e., maps that satisfy (16), is also group affine.

Group affine dynamics have proved key to generalize properties of invariant observers related to autonomous estimation error equations. Indeed, the first article wholly dedicated to error autonomy is [7]. This article and others on symmetry-preserving observers, see e.g., [2, 6, 34, 35] focus on maps of the form $\phi_n(\chi) = \chi \bullet \omega_n$ (left-invariance) or $\phi_n(\chi) = \nu_n \bullet \chi \bullet \omega_n$ (mixed-invariance, as in [35]). Note both are particular instances of maps satisfying (16) indeed.

Remark 1 *The property (16) is equivalent to having $\phi_n(\chi) = g_n(\chi) \bullet \phi_n(\text{Id})$ where g_n satisfies the automorphism property*

$$g_n(\chi_1 \bullet \chi_2) = g_n(\chi_1) \bullet g_n(\chi_2). \quad (17)$$

This is shown by multiplying both sides of (16) on the right by a factor $\phi_n(\text{Id})^{-1}$, see [28] for more details.

To date, a major shortcoming of the invariant filtering theory is that the group affine property or more restrictively left or right invariance have been studied on a case-by-case basis. We show in this section that the framework of two-frames systems provides a wide range of group affine dynamics, as well as a systematic approach to this property, thanks to the TFG law (10). Our second major result is indeed as follows.

Theorem 2 *Natural vector dynamics of Def. 5, satisfies the group affine property (16) with respect to the TFG law (10).*

proof We let $\phi_n = f_n$ as defined in (5) and check it is group affine. Letting $g_n(\chi) = \phi_n(\chi) \bullet \phi_n(Id)^{-1}$, all we have to prove is (17). Denoting by $g_n^R(\chi), g_n^x(\chi), g_n^X(\chi)$ the components of $g_n(\chi)$ and applying the TFG law formula (10), desired identity (17) becomes the following set of identities:

$$g_n^R(\chi_1 \bullet \chi_2) = g_n^R(\chi_1)g_n^R(\chi_2) \quad (18)$$

$$g_n^x(\chi_1 \bullet \chi_2) = g_n^x(\chi_1) + g_n^R(\chi_1) * g_n^x(\chi_2) \quad (19)$$

$$g_n^X(\chi_1 \bullet \chi_2) = g_n^X(\chi_2) + g_n^R(\chi_2)^{-1} * g_n^X(\chi_1) \quad (20)$$

First, let us write down explicit formulas for g_n^R, g_n^x, g_n^X using the definition $g_n(\chi) = \phi_n(\chi) \bullet \phi_n(Id)^{-1}$. Setting $R = Id, x = 0, X = 0$ in (5) we write $\phi_n(Id)$, then $\phi_n(Id)^{-1}$ using (11):

$$\phi_n(Id) = \begin{pmatrix} Id \\ d_n + U_n \\ D_n + u_n \end{pmatrix}, \quad \phi_n(Id)^{-1} = \begin{pmatrix} Id \\ -d_n - U_n \\ -D_n - u_n \end{pmatrix}.$$

The product $g_n(\chi) = \phi_n(\chi) \bullet \phi_n(Id)^{-1}$ is then computed combining this expression for $\phi_n(Id)^{-1}$ with (5) and (10) which immediately yields for $g_n(R, x, X)$ the components:

$$g_n^R(\chi) = R \quad (21)$$

$$g_n^x(\chi) = \mathbf{F}_n x + R * \mathbf{C}_n X + (Id - R) * d_n \quad (22)$$

$$g_n^X(\chi) = \mathbf{\Phi}_n X + R^{-1} * \mathbf{\Gamma}_n x + (R^{-1} - Id) * u_n. \quad (23)$$

Now, let us use those to check (18), (19), (20) hold. Checking (18) is easy as both sides are simply $R_1 R_2$, see above. Left-hand side of (19) can be computed using (10) then (22):

$$g_n(\chi_1 \bullet \chi_2) = \mathbf{F}_n(x_1 + R_1 x_2) + R_1 R_2 \mathbf{C}_n(x_2 + R_2^{-1} x_1) + d_n - R_1 R_2 d_n,$$

where we omit symbol $*$ to alleviate notation. Expanding the parentheses and using the commutation properties $\mathbf{F}_n R_1 = R_1 \mathbf{F}_n$ and $\mathbf{C}_n R_2^{-1} = R_2^{-1} \mathbf{C}_n$ the latter equation becomes:

$$g_n(\chi_1 \bullet \chi_2) = \mathbf{F}_n x_1 + R_1 \mathbf{F}_n x_2 + R_1 R_2 \mathbf{C}_n x_2 + R_1 \mathbf{C}_n x_1 + d_n - R_1 R_2 d_n.$$

Right-hand side of (19) can be computed from (21) and (22):

$$\begin{aligned} g_n^x(\chi_1) + g_n^R(\chi_1) * g_n^x(\chi_2) &= \mathbf{F}_n x_1 + R_1 \mathbf{C}_n x_1 + d_n - R_1 d_n \\ &\quad + R_1 [\mathbf{F}_n x_2 + R_2 \mathbf{C}_n x_2 + d_n - R_2 d_n], \end{aligned}$$

where we recover all terms of $g_n^x(\chi_1 \bullet \chi_2)$ just above, after distributing the factor R_1 and noticing cancellation of $R_1 d_n$ terms, which proves (19). Left-hand side of (20) can be computed using (10) then (23):

$$g_n^x(\chi_1 \bullet \chi_2) = \Phi_n(x_2 + R_2^{-1}x_1) + R_2^{-1}R_1^{-1}\Gamma_n(x_1 + R_1x_2) + R_2^{-1}R_1^{-1}u_n - u_n.$$

Expanding the parentheses and using the commutation properties $\Phi_n R_2^{-1} = R_2^{-1}\Phi_n$ and $\Gamma_n R_1 = R_1\Gamma_n$ the latter equation becomes:

$$g_n^x(\chi_1 \bullet \chi_2) = \Phi_n x_2 + R_2^{-1}\Phi_n x_1 + R_2^{-1}R_1^{-1}\Gamma_n x_1 + R_2^{-1}\Gamma_n x_2 + R_2^{-1}R_1^{-1}u_n - u_n.$$

Right-hand side of (20) can be computed from (21) and (23):

$$\begin{aligned} g_n^x(\chi_2) + g_n^R(\chi_2)^{-1} * g_n^x(\chi_1) &= \Phi_n x_2 + R_2^{-1}\Gamma_n x_2 + R_2^{-1}u_n \\ &\quad - u_n + R_2^{-1} [\Phi_n x_1 + R_1^{-1}\Gamma_n x_1 + R_1^{-1}u_n - u_n], \end{aligned}$$

where we recover all terms of $g_n^x(\chi_1 \bullet \chi_2)$ after distributing the factor R_2^{-1} and noticing cancellation of $R_2^{-1}u_n$ terms, which proves (20), and thus (17) and hence Theorem 2. ■

3.4 Natural frame dynamics as group affine dynamics

The last step of our analysis of two-frames systems regards natural frame dynamics of Def. 6. A counterpart of the result of the previous section is derived, then two cases of specific interest are highlighted.

Theorem 3 *Natural frame dynamics of Def. 6, satisfies the group affine property (16) with respect to the TFG law (10).*

proof First step is writing (6) as $s_n = s'_n \circ s''_n$ with:

$$s'_n \begin{pmatrix} R \\ x \\ X \end{pmatrix} = \begin{pmatrix} O_n \\ 0 \\ 0 \end{pmatrix} \bullet \begin{pmatrix} R \\ x \\ X \end{pmatrix} \bullet \begin{pmatrix} \Omega_n \\ 0 \\ 0 \end{pmatrix}, \quad s''_n \begin{pmatrix} R \\ x \\ X \end{pmatrix} = \begin{pmatrix} R \\ O_n^{-1}x \\ \Omega_n x \end{pmatrix}$$

This identity can be checked by direct computation based on (10). The operator $s'_n(\chi)$ is mixed-invariant and always satisfies the group-affine property (see Corollary 19 of [28]), so s_n is group-affine if s''_n is, as a composition of two group-affine operators. As a second step note that s''_n matches the definition of vector dynamics, with the maps $x \mapsto O_n^{-1} * x$ and $x \mapsto \Omega_n * x$ playing the roles of F_n and Φ_n . If they commute with the action of G as required by Def.

5, Theorem 2 then ensures s_n'' is group-affine and so is s_n . All we have to do is thus show the map $x \mapsto O_n^{-1}x$ commutes with the action of G if the map $x \mapsto O_n x$ does. Let us assume the latter is true. Then for any $R \in G, x \in V$ we have $O_n^{-1}R*x = O_n^{-1}(RO_n)*(O_n^{-1}*x) = O_n^{-1}(O_n R)*(O_n^{-1}*x) = RO_n^{-1}*x$, proving the last step, and thus Theorem 3. ■

The difficulty here is to figure out when the commutation property required by the definition of natural frame shifts holds. In practice, the following specific cases are meaningful.

Theorem 4 *Frame dynamics of the shape Eq. (6) are natural frame dynamics as soon as we have (a) or (b) or (c):*

- (a) *The state variable boils down to (R, x) , and frame dynamics read $s_n^R(R, x, x) = O_n R$,*
- (b) *The state variable boils down to (R, x) , and frame dynamics read $s_n^R(R, x, x) = R \Omega_n$,*
- (c) *Frame dynamics read $s_n^R(R, x, x) = R$.*

As a result, in each of these cases frame dynamics of the shape Eq. (6) satisfy the group-affine property (16) with respect to the TFG law (10).

proof Let us check the commutation hypotheses of Def. 6. Consider, e.g., (a). The map $x \mapsto O_n * x$ is then a trivial action, hence commutes. Besides, $x \mapsto \Omega_n * x$ commutes with action of G as $\Omega_n = Id$. Thus Theorem 3 applies. ■

Albeit extremely degenerate with respect to the entire TFG theory, Case (b) of Thm. 4 actually covers *all* previously discovered group affine dynamics. The TFG structure with $G = SO(d)$ then boils down to the group $SE_k(d)$.

In particular, coming back to example of Sec. 2.3, we recover immediately from Thm. 2 and Thm. 4 case (b) that in the absence of IMU biases (which are encoded by x_n), the equations of inertial navigation are group affine, which is one of the main discoveries of [10]. Moreover, if we ignore gyroscope bias b^ω , but we want to estimate an accelerometer bias, we let $x_n = b_n^a$, and we get frame dynamics of the shape (6) with $O_n = I_3, \Omega_n = \mathbf{exp}_m(\Delta t[\omega_n]_{\mathbf{x}})$. Case (c) of Thm. 4 shows that frame dynamics become group affine as soon as $\omega_n = 0$ yielding $\Omega_n = I_3$, i.e., attitude R is constant but possibly unknown. We thus recover from Thm.

2 and Thm. 4 case (c) that inertial navigation dynamics with accelerometer bias become group affine whenever the craft is moving straight forward, which is quite common when navigating.

Thm. 4 seems to suggest that whenever x and x coexist in the state, see case (c), we must have $R_n = R_{n-1}$ for frame dynamics to be group affine. This is not always true. Notably, our second major result on frame dynamics is as follows.

Theorem 5 *If G is an abelian group, i.e., for all $R_1, R_2 \in G$ we have $R_1 R_2 = R_2 R_1$, then all frame dynamics of the shape (6) are natural frames dynamics. As a result, they satisfy the group-affine property (16) with respect to the TFG law (10).*

proof They then satisfy commutation hypotheses of Def. 6 as group elements commute with O_n and Ω_n . ■

This result is of major importance as the group $G = SO(2)$ is abelian, and it models the heading of wheeled robots in 2D, so that a wide class of systems of practical interest are two-frames systems based on an abelian group G .

3.5 Two-frames systems as linear observed systems on the TFG

We now have the machinery to meet our end objective: cast two-frames systems into the framework of invariant filtering.

Definition 11 (from [28]) *A linear observed system on group is a dynamical system $(\chi_n)_{n \geq 0}$ observed through measurements y_n or Y_n following equations of the form:*

$$\boxed{\begin{array}{l} \chi_n = \phi_n(\chi_{n-1}) \\ y_n = \underbrace{\chi_n \star b}_{\text{Left action case}} \end{array} \quad \text{or} \quad \begin{array}{l} \chi_n = \phi_n(\chi_{n-1}) \\ Y_n = \underbrace{\chi_n^{-1} \star b}_{\text{Right action case}} \end{array}} \quad (24)$$

where \star is an action on the output vector space \mathcal{Y}_n and ϕ_n satisfies the group affine property (16).

The terminology for the right-hand case comes from the map $(\chi, b) \mapsto \chi^{-1} \star b$ being a right action, see [33].

Linear observed systems on groups are the systems brought up and studied by the invariant filtering theory. They encompass [10] where the studied

groups are matrix Lie groups and the action on the output space is then a mere matrix-vector multiplication, and where the group affine property (16) is given in continuous time (see Supplementary material below). In discrete time Def. 11 appears in [28], see also [11]. Gathering our results we get:

Theorem 6 *Using the TFG law (10) and action (12), natural two-frames observed systems of Def. 7 fit the Def. 11 of linear observed systems (24) on the group $G_{V,B}^+$, with $\phi_n = s_n \circ f_n$.*

The introduction of the TFG thus allows for the discovery of new systems that actually fit into the invariant filtering framework. Concrete examples are provided in Sect. 5.

4 Observer design for two-frames systems

The TFG structure and action enabled us to write natural two-frames as in Def. 11. As soon as this can be done, invariant filtering theory [10, 11, 28] automatically brings observers that inherit some key properties of linear observers.

4.1 Linear observers on the two-frames group

The following Prop. 2, 3, 4 are already known from [28], but proofs are given so that the paper is self-contained.

For systems that formally write as (24), one may introduce “linear observers on groups”, see [28], by mimicking linear observers, and then readily inherit a number of properties of the linear case. To start things off, we build alternative innovation terms using the group action on the output as:

$$z_n = \hat{\chi}_{n|n-1}^{-1} \star y_n - b \quad \text{or} \quad z_n = \hat{\chi}_{n|n-1} \star Y_n - b. \quad (25)$$

Those terms measure a prediction error between the predicted output and the measured output, in a way that differs from the classical linear innovation $y - \hat{\chi} \star b$ or $Y_n - \hat{\chi}_n^{-1} \star b$.

Observers are then readily defined as a copy of the dynamics followed by a “multiplicative” update, that accounts for the innovation (prediction error).

Definition 12 (Linear observer on group [28]) *A linear observer on group $G_{V,B}^+$ for system (24) of Def. 11 consists of estimates $\hat{\chi}_{n|n-1}$ and $\hat{\chi}_{n|n}$ defined through a succession of propagation (copy of the dynamics) and update*

steps:

$$\begin{aligned} \hat{\chi}_{n|n-1} &= \phi_n(\hat{\chi}_{n-1|n-1}) && \text{[Propagation step]} \\ \begin{cases} \hat{\chi}_{n|n} = \hat{\chi}_{n|n-1} \bullet L_n(z_n) & \text{[Update step: left action case]} \\ \hat{\chi}_{n|n} = L_n(z_n) \bullet \hat{\chi}_{n|n-1} & \text{[Update step: right action case]} \end{cases} \end{aligned}$$

with $L_n : \mathcal{Y} \mapsto G_{V,B}^+$ any mapping and z_n, z_n given by (25).

Linear observers on groups are designed to ensure striking properties of a specific type of error variables called ‘‘invariant error variables’’ and playing a central role in the theory of invariant filtering and equivariant observers:

$$\boxed{E_{n|n} = \hat{\chi}_{n|n}^{-1} \bullet \chi_n, \quad e_{n|n} = \chi_n \bullet \hat{\chi}_{n|n}^{-1}} \quad (26)$$

and similarly we let $E_{n|n-1} = \hat{\chi}_{n|n-1}^{-1} \bullet \chi_n$ and $e_{n|n-1} = \chi_n \bullet \hat{\chi}_{n|n-1}^{-1}$. E and e are called respectively left- and right-invariant error variables. In previous work they were denoted by $\eta_{n|n}^L$ and $\eta_{n|n}^R$, but here we use $E_{n|n}$ and $e_{n|n}$ to alleviate notation.

Definition 13 *The error evolution is said state-trajectory independent (or autonomous) when $e_{n|n}$ (resp. $E_{n|n}$) depends only of $e_{n-1|n-1}$ (resp. $E_{n-1|n-1}$) and n , i.e., it does not explicitly depend on the estimated state variables $\hat{\chi}$.*

State-trajectory independence of the error is arguably the most important result of invariant filtering, in that it ensures the mapping L_n can be tuned independently from the actual (unknown) trajectory followed by the state. In this regard, the group-theoretic approach allows for an extension of the properties of the linear case to the nonlinear case. Let us now study this property at each step of the observer’s construction.

Proposition 2 *Innovation z_n (resp. Z_n) is a function of the invariant error $e_{n|n-1}$ (resp. $E_{n|n-1}$) only. We have indeed:*

$$z_n = E_{n|n-1} \star b - b, \quad z_n = e_{n|n-1}^{-1} \star b - b. \quad (27)$$

proof Having cast the outputs as actions in (24) allows writing $\hat{\chi}_{n|n-1}^{-1} \star y_n = \hat{\chi}_{n|n-1}^{-1} \star (\chi_n \star b) = (\hat{\chi}_{n|n-1}^{-1} \bullet \chi_n) \star b = E_{n|n-1} \star b$ so $z_n = E_{n|n-1} \star b - b$, and similarly for z_n . ■

The latter feature is a pivotal property that linear observed systems on groups share with conventional linear observers. This allows proving in turn:

Proposition 3 *Error evolution at update step is state-trajectory independent. Indeed, we have*

$$E_{n|n} = L_n(z_n)^{-1} \bullet E_{n|n-1}, \quad e_{n|n} = e_{n|n-1} \bullet L_n(z_n)^{-1}. \quad (28)$$

proof We obviously have from Def. 12 that $E_{n|n} = \hat{\chi}_{n|n}^{-1} \bullet \chi_n = L_n(z_n)^{-1} \bullet \hat{\chi}_{n|n-1}^{-1} \bullet \chi_n = L_n(z_n)^{-1} \bullet E_{n|n-1}$ and similarly $e_{n|n} = \chi_n \bullet \hat{\chi}_{n|n}^{-1} = \chi_n \bullet \hat{\chi}_{n|n-1}^{-1} \bullet L_n(z_n)^{-1} = e_{n|n-1} \bullet L_n(z_n)^{-1}$. Using (27) completes the result. ■

Finally, state-trajectory independence at propagation step is *equivalent* to group affine dynamics, see [10, 28]. This implies:

Proposition 4 *If ϕ_n satisfies the group affine property (16) then error evolution at propagation step is state-trajectory independent. Indeed, we have*

$$\begin{aligned} E_{n|n-1} &= \phi_n(Id)^{-1} \bullet \phi_n(E_{n-1|n-1}), \\ e_{n|n-1} &= \phi_n(e_{n-1|n-1}) \bullet \phi_n(Id)^{-1}. \end{aligned} \quad (29)$$

proof Let's prove the first equality. The second is proved similarly, see [28]. First, Eq. (16) gives $\phi_n(\hat{\chi}_{n-1|n-1}^{-1})\phi_n(Id)^{-1}\phi_n(\hat{\chi}_{n-1|n-1}) = \phi_n(\hat{\chi}_{n-1|n-1}^{-1}\hat{\chi}_{n-1|n-1}) = \phi_n(Id)$, that we re-write as $\phi_n(\hat{\chi}_{n-1|n-1}^{-1})^{-1} = \phi_n(Id)^{-1}\phi_n(\hat{\chi}_{n-1|n-1}^{-1})\phi_n(Id)^{-1}$. We use this identity in order to propagate the error: $E_{n|n-1} = \hat{\chi}_{n|n-1}^{-1}\chi_n = \phi_n(\hat{\chi}_{n-1|n-1}^{-1})^{-1}\phi_n(\chi_{n-1}) = \phi_n(Id)^{-1}\phi_n(\hat{\chi}_{n-1|n-1}^{-1})\phi_n(Id)^{-1}\phi_n(\chi_{n-1})$ and using (16) again we obtain:

$$E_{n|n-1} = \phi_n(Id)^{-1}\phi_n(\hat{\chi}_{n-1|n-1}^{-1}\chi_{n-1}) = \phi_n(Id)^{-1}\phi_n(E_{n-1|n-1}).$$

■

Gathering the last results we see linear observers on groups automatically yield state-trajectory independent error evolution for linear systems on groups at all steps. Having picked \bullet as the TFG law (10) and \star as action (12), and recalling Thm. 6, Def. 12 thus allows us to meet our second objective: to manage to build state-trajectory independent observers for two-frames systems.

Theorem 7 *The evolution of error (26) is state-trajectory independent both at propagation and update steps for the observer of Def. 12 applied to any natural two-frames system.*

4.2 Invariant extended Kalman filter design

So far, we have shown one may derive observers for the class of two-frames systems of Section 2 that possess properties akin to the linear case, since they fit into the linear observed systems on groups (or more simply invariant filtering) framework. These properties facilitate gain design and convergence analysis and open the door to observers possessing strong mathematical guarantees. The simplest yet very efficient approach to design meaningful gains is then to follow the extended Kalman filter (EKF) methodology, which consists in linearizing the error equation and tune the gains on the linearized error system using the linear Kalman filter, i.e., least squares techniques. Indeed, the invariant extended Kalman filter (IEKF) [10, 11, 18] consists of a linear observer on the group, as in Def. 12, where update terms are chosen to be:

$$\text{Obs. (3)} \Rightarrow L_n(z_n) = \exp_{G_{V,B}^+}(\mathbf{K}_n z_n) \quad (30)$$

$$\text{Obs. (4)} \Rightarrow L_n(z_n) = \exp_{G_{V,B}^+}(\mathbf{K}_n z_n) \quad (31)$$

with $\exp_{G_{V,B}^+}(\cdot) \in G_{V,B}^+$ the exponential map of the TFG and where the gains \mathbf{K}_n are tuned using the Kalman filter applied to the linearized error system. Deriving IEKFs for two-frames systems thus requires *i*) computing the exponential map of the TFG, and *ii*) linearizing the error equations obtained previously, yielding Jacobian matrices. One of the main contributions of the present paper is to have derived generic formulas usable for any two-frames systems. Explicit formulas for the exponential map are given in Appendix 7.1. Error equations (28), (29) in terms of two-frames variables are provided in Appendix 7.2. The main idea to linearize them is to define linearized errors $\xi_{n|n}^E, \xi_{n|n}^e$, see [7, 10, 11], via

$$E_{n|n} = \exp_{G_{V,B}^+}(\xi_{n|n}^E), \quad e_{n|n} = \exp_{G_{V,B}^+}(\xi_{n|n}^e). \quad (32)$$

This allows linearizing the error system in $\xi_{n|n}^E$ and $\xi_{n|n}^e$ as

$$\xi_{n|n-1} = \mathbf{A}_n^s \mathbf{A}_n^v \xi_{n-1|n-1}, \quad (33)$$

$$\xi_{n|n} = (\mathbf{I} - \mathbf{K}_n \mathbf{H}_n) \xi_{n|n-1}, \quad (34)$$

with $\mathbf{A}_n^s, \mathbf{A}_n^v, \mathbf{H}_n$ Jacobian matrices corresponding respectively to frame dynamics, vector dynamics, and output map, and where \mathbf{K}_n is the Kalman gain. Proofs and explicit generic formulas for the Jacobians are provided in Appendix 7.3.

Eq. (33) is the linearization of the propagation of the error (29), while (34) is the linearization of update (28) under IEKF gain design (30), (31). The IEKF does not directly use (33)-(34), though. Instead, the IEKF methodology associates a “noisy” system to the problem, based on realistic sensor noise characteristics and then completes (33)-(34) with the linearized noise terms to tune the gain \mathbf{K}_n . As a desirable byproduct, it allows the Riccati’s covariance matrix $\mathbf{P}_{n|n}$ to convey the correct extent of statistical uncertainty about the state, and the IEKF equations then provide *first-order optimal tuning* for the probabilistic problem. The noisy system, and the resulting computation of noise matrices $\hat{\mathbf{Q}}_n, \hat{\mathbf{N}}_n$, have been moved to Appendix 7.4. By letting the underlying Lie group in the IEKF methodology of [10] be the TFG, we readily obtain:

Definition 14 (TFG-IEKF) *The propagation step of TFG-IEKF is a copy of the dynamics. For fixed-frame [resp. body-frame] observations of the form (3) hence (13) [resp. (4) hence (14)], update is defined as the left-action [resp. right-action] case of Def. 12. L^R, L^X, L^x are extracted from (30) [resp. (31)] using the exponential of the TFG, where the gain is tuned through the following Riccati equation:*

$$\begin{aligned} \mathbf{P}_{n|n-1} &= \mathbf{A}_n^s \mathbf{A}_n^v \mathbf{P}_{n-1|n-1} (\mathbf{A}_n^s \mathbf{A}_n^v)^T + \hat{\mathbf{Q}}_n, \\ \mathbf{S}_n &= \mathbf{H}_n \mathbf{P}_{n|n-1} \mathbf{H}_n^T + \hat{\mathbf{N}}_n, \quad \mathbf{K}_n = \mathbf{P}_{n|n-1} \mathbf{H}_n^T \mathbf{S}_n^{-1}, \\ \mathbf{P}_{n|n} &= (\mathbf{I} - \mathbf{K}_n \mathbf{H}_n) \mathbf{P}_{n|n-1}, \end{aligned} \quad (35)$$

with $\mathbf{P}_{0|0}$ the prior covariance of error \mathbf{E}_0 [resp. e_0].

In Appendix 7.4, a formula allows for retrieving $\mathbf{P}_{0|0}$ from the initial covariance matrix in the original variables (R, x, X) .

4.3 Properties of the TFG-IEKF

Various properties of the IEKF are recovered. Let us start with one of the most striking properties of invariant filtering.

Theorem 8 (log-linear property) *Natural two-frames dynamics fully possess the log-linear property of the error of [10], as they were shown to be group affine. This means deterministic nonlinear error propagation (29) is exactly equivalent to (33), via the nonlinear correspondance (32).*

Invariant Kalman filtering targets state independent Jacobians.

Proposition 5 *Each part involved in the definition of a natural two-frames system brings a state-independent Jacobian.*

- *The Jacobian matrix \mathbf{H}_n is state-trajectory independent as soon as the output is natural,*
- *the Jacobian matrix \mathbf{A}_n^v is state-trajectory independent as soon as the vector dynamics is natural,*
- *the Jacobian matrix \mathbf{A}_n^s is state-trajectory independent as soon as the frame dynamics is natural.*

By contrast, noise matrices $\hat{\mathbf{Q}}_n, \hat{\mathbf{N}}_n$ often depend on the state. However, this is not an impediment to convergence properties.

Proposition 6 *For natural two-frames observed systems, local convergence of TFG-IEKF as an observer is guaranteed under a list of observability assumptions about the true state trajectory displayed in [10].*

We recall in passing that one of the strengths of the IEKF framework is to enable one to prove convergence properties under standard observability assumptions on the followed trajectory, and not under uncheckable observability assumptions concerning the estimated trajectory, see [10].

It would be misleading, though, to believe the group affine property is required to design and use IEKFs in practice.

Remark 2 *Any system of the form (24) gives rise to an IEKF, worth testing, even if ϕ_n is not group affine. Besides, if frame dynamics is not group affine but vector dynamics is, then only Jacobian \mathbf{A}_n^s is state-dependent, and such an IEKF is likely to outperform the standard EKF, as illustrated in Sect. 5.5, although convergence properties are no longer proved.*

As an aside, let us see how the insight of [27] combined with the present properties leads to a powerful result having relevant practical consequences. For terrestrial vehicles equipped with a 3D IMU, actual trajectories are often virtually planar and the orientation R_n boils down to rotations around the vertical, which commute, leading to an abelian subgroup of $SO(3)$. To cast such system into the IEKF framework even when some body-frame vectors such as a lever arm are estimated, it is thus tempting to apply Thm. 5, readily yielding Thm. 7. Precisely, Thm. 5 combined with the other results ensures the following:

Corollary 1 *If $\forall n \in \mathbb{N}$ $O_n, \Omega_n, R_n, \hat{R}_{n|n}$ all commute with each other, the error has state independent evolution.*

The hypothesis holds as long as $O_n, \Omega_n, R_n, \hat{R}_{n|n}$ are rotations around the vertical axis, which seems true during the phases where the motion is planar. There is a catch, though, as this means that the observer estimates $\hat{R}_{n|n}$ remain in the commuting subspace, which is not obvious. But the main result of [27] is that if at some point $\hat{R}_{n|n}$ falls into the subgroup of rotations around the vertical, and if the covariance matrix is consistent with that information, then the IEKF's estimates $\hat{R}_{n|n}$ remain in this subgroup indeed, so that Corollary 1 applies. This means 3D terrestrial vehicle navigation offers an almost theoretically perfect application of the (TFG-) IEKF.

5 Applications

The TFG has allowed us to cast two-frames observed systems into the framework of invariant filtering, and to readily inherit strong properties. However, to implement the observers in practice, we need to derive explicit formulas in the original two-frames state variables $\hat{R}, \hat{x}, \hat{\chi}$. As a byproduct, this provides the reader with a more concrete picture of the derived class of observers. This is the first step of this section devoted to applications. Then, we consider three nontrivial systems of practical interest. The first two examples are novel and have never been shown to fit into the theory of invariant filtering. Applying the theory we derive the form of observers having autonomous error equations, without writing down all their properties, owing to space limitation. The third example shows the methodology allows for significant improvement over state-of-the-art IEKF for navigation.

5.1 Explicit formulas for implementation

Let us first transpose the abstract formulas of Def. 12 by using the definition of the TFG law (10) and action (12), starting with the innovation. Let y_n and Y_n be natural outputs in, respectively, the fixed and body frame as in Def. 4. The innovation variable z_n in (25) associated to fixed-frame output y_n , i.e., Obs. (3), writes:

$$z_n = \hat{R}_{n|n-1}^{-1} * (y_n - \mathbf{H}^x \hat{x}_{n|n-1}) - \mathbf{H}^x \hat{\chi}_{n|n-1} - B_n \quad (36)$$

while the innovation variable z_n in (25) associated to body-frame output Y_n , i.e., Obs. (4), writes:

$$\boxed{z_n = \hat{R}_{n|n-1} * (Y_n + \mathbf{H}^x \hat{x}_{n|n-1}) + \mathbf{H}^x \hat{x}_{n|n-1} - b_n} \quad (37)$$

We recognize that we merely have $z_n = \hat{R}_{n|n-1}^{-1} * (y_n - \hat{y}_n)$, where $\hat{y}_n = \mathbf{H}^x \hat{x}_{n|n-1} - \hat{R}_{n|n-1} * [\mathbf{H}^x \hat{x}_{n|n-1} + B_n]$ denotes the predicted output. Similarly z_n is the usual output error $Y_n - \hat{R}_{n|n-1}^{-1} * b_n + \hat{R}_{n|n-1}^{-1} * \mathbf{H}^x \hat{x}_{n|n-1} + \mathbf{H}^x \hat{x}_{n|n-1}$, moved to the opposite reference frame by application of $\hat{R}_{n|n-1}$'s action. This modification is characteristic of invariant filtering.

Now, to transpose the observer formulas of Def. 12 into the original variables, let us denote the estimates at time n by:

$$\hat{\chi}_{n-|n-1}, \quad \hat{\chi}_{n|n-1}, \quad \hat{\chi}_{n|n},$$

respectively after applying the vector dynamics (Def. 5), after applying the frame dynamics (Def. 6) and after taking into account the observation of Def. 4. Moreover we split the correction term $L_n(\cdot) \in G_{V,B}^+$ as $(L_n^R(\cdot), L_n^x(\cdot), L_n^X(\cdot))$.

We find using (10) and Def. 12 that left-invariant observers for System (7) of Def. 7 with fixed-frame observation y_n write:

$$\text{Obs. (3)} \Rightarrow \left\{ \begin{array}{l} \hat{\chi}_{n-|n-1} = f_n(\hat{\chi}_{n-1|n-1}) \\ \hat{\chi}_{n|n-1} = s_n(\hat{\chi}_{n-|n-1}) \\ \hat{\chi}_{n|n} = \begin{pmatrix} \hat{R}_{n|n-1} L_n^R(z_n) \\ \hat{x}_{n|n-1} + \hat{R}_{n|n-1} * L_n^x(z_n) \\ L_n^X(z_n) + L_n^R(z_n)^{-1} * \hat{\chi}_{n|n-1} \end{pmatrix} \end{array} \right. \quad (38)$$

where $L_n^R : \mathcal{Y} \mapsto G$, $L_n^x : \mathcal{Y} \mapsto V$, $L_n^X : \mathcal{Y} \mapsto B$ can be any functions, and z_n is the innovation variable from Eq. (36).

When confronted with body-frame observations, right-invariant observers for System (7) with observation Y_n write:

$$\text{Obs. (4)} \Rightarrow \left\{ \begin{array}{l} \hat{\chi}_{n-|n-1} = f_n(\hat{\chi}_{n-1|n-1}) \\ \hat{\chi}_{n|n-1} = s_n(\hat{\chi}_{n-|n-1}) \\ \hat{\chi}_{n|n} = \begin{pmatrix} L_n^R(z_n) \hat{R}_{n|n-1} \\ L_n^x(z_n) + L_n^R(z_n) * \hat{x}_{n|n-1} \\ \hat{\chi}_{n|n-1} + \hat{R}_{n|n-1}^{-1} * L_n^X(z_n) \end{pmatrix} \end{array} \right. \quad (39)$$

where $L_n^R : \mathcal{Y} \mapsto G$, $L_n^X : \mathcal{Y} \mapsto V$, $L_n^x : \mathcal{Y} \mapsto B$ can be any functions, and z_n is the innovation variable from Eq. (37).

We see the error variables (26) provide alternative definitions of “discrepancies” between the true state (R, x, \mathbf{x}) and the estimated state $(\hat{R}, \hat{x}, \hat{\mathbf{x}})$ of a two-frames system indeed. In the case where observations are performed in the fixed frame (3), one should use the left-invariant error $E_{n|n}$ in (26) which writes using the TFG law (10) as

$$\text{Obs. (3)} \Rightarrow E_{n|n} = \begin{pmatrix} \hat{R}_{n|n}^{-1} R_n \\ \hat{R}_{n|n}^{-1} * (x_n - \hat{x}_{n|n}) \\ \mathbf{x}_n - (R_n^{-1} \hat{R}_{n|n}) * \hat{\mathbf{x}}_{n|n} \end{pmatrix}. \quad (40)$$

If observations are performed instead in the body frame (4) one should use the right-invariant error $e_{n|n}$ in (26), i.e.,

$$\text{Obs. (4)} \Rightarrow e_{n|n} = \begin{pmatrix} R_n \hat{R}_{n|n}^{-1} \\ x_n - (R_n \hat{R}_{n|n}^{-1}) * \hat{x}_{n|n} \\ \hat{R}_{n|n} * (\mathbf{x}_n - \hat{\mathbf{x}}_{n|n}) \end{pmatrix}. \quad (41)$$

The indexes $n|n$ can be replaced with $n^-|n-1$ (resp. $n|n-1$) everywhere to define the error variables after vector dynamics but before frame dynamics (resp. after frame dynamics but before update). Regarding x_n and \mathbf{x}_n , we see the error variables we consider much differ from the classical linear difference $x_n - \hat{x}_{n|n}$ (resp. $\mathbf{x}_n - \hat{\mathbf{x}}_{n|n}$).

All the (autonomous) error equations then governing the evolution of $E_{n|n}$ and $e_{n|n}$ are provided in Appendix 7.2.

5.2 Methodology to attack examples

When facing a novel example, the user shall first cast the navigation system into the two-frames systems equations and endow the state with the TFG structure. Derivation of a TFG-IEKF is then automatic following the methodology, and always worth being tested, but is of course especially relevant when Thm. 7 holds. This is guaranteed when 1) commutation properties required by definitions of natural output and vector dynamics (Defs. 4 and 5) hold, which is often checked using Prop. 1 in practice, 2) frame dynamics is natural. In practice, it suffices that frame dynamics has the shape (6) and that one of the conditions of Thm. 4, or those of Thm. 5, hold.

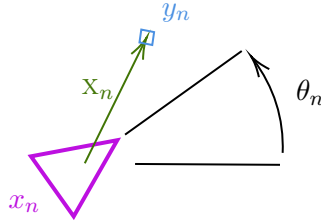
5.3 Odometer-GNSS navigation with unknown lever arm

The problem of navigating with unknown GNSS antenna lever arm is both very relevant in practice and not addressed until now by the theory of invariant filtering.

Herein, we consider the classical 2D model of a non-holonomic car, see e.g., [10]. The position of the car in 2D is described by the middle point of the rear wheels axle $x_n \in \mathbb{R}^2$, and its orientation (heading) denoted by $\theta_n \in \mathbb{R}$ and parameterized by the planar rotation matrix $\mathbf{R}_n = \boldsymbol{\rho}(\theta_n)$ of angle θ_n where $\boldsymbol{\rho}(\theta) := \begin{pmatrix} \cos \theta & -\sin \theta \\ \sin \theta & \cos \theta \end{pmatrix}$. The car is equipped with a GNSS antenna located at unknown position $x_n \in \mathbb{R}^2$ in the car frame with respect to point x_n , which provides the world (fixed) frame position measurements

$$y_n = x_n + \mathbf{R}_n x_n \in \mathbb{R}^2. \quad (42)$$

In the schematic diagram below, the triangle is the car and the square is the position measured by the GNSS.



Differential odometers measure linear velocity and angular rate that may be compounded over a time step dt into position and angular shifts U_n, ω_n , while the lever arm x_n between the reference point and the GNSS antenna remains constant, albeit unknown. The dynamics in discrete time write [10]:

$$\mathbf{R}_n = \mathbf{R}_{n-1} \boldsymbol{\Omega}_n, \quad x_n = x_{n-1} + \mathbf{R}_{n-1} U_n, \quad X_n = X_{n-1}, \quad (43)$$

with $\boldsymbol{\Omega}_n = \boldsymbol{\rho}(\omega_n)$. This system has been already studied for invariant filtering in [6, 10], but without the lever arm x_n which makes observer design more difficult. It is pedagogical to first illustrate the results very concretely, without referring to the theory above. Consider the following observer shape:

$$\begin{aligned} \hat{\mathbf{R}}_{n|n-1} &= \hat{\mathbf{R}}_{n-1|n-1} \boldsymbol{\Omega}_n, \\ x_{n|n-1} &= x_{n-1|n-1} + \hat{\mathbf{R}}_{n-1|n-1} U_n, \quad X_{n|n-1} = X_{n-1|n-1}, \end{aligned} \quad (44)$$

$$\begin{aligned}
\hat{\mathbf{R}}_{n|n} &= \hat{\mathbf{R}}_{n|n-1} \mathbf{L}_n^{\mathbf{R}}(\mathbf{z}_n), \\
\hat{x}_{n|n-1} &= \hat{x}_{n|n-1} + \hat{\mathbf{R}}_{n|n-1} L_n^x(z_n), \\
\hat{X}_{n|n-1} &= L_n^x(z_n) + \mathbf{L}_n^{\mathbf{R}}(\mathbf{z}_n)^T \hat{X}_{n|n-1}, \\
\text{with } z_n &= \hat{\mathbf{R}}_{n|n-1}^T (y_n - \hat{x}_{n|n-1}) - \hat{X}_{n|n-1},
\end{aligned} \tag{45}$$

where $L_n(z) = (\mathbf{L}_n^{\mathbf{R}}(z), L_n^x(z), L_n^x(z)) \in SO(2) \times \mathbb{R}^2 \times \mathbb{R}^2$ can be any function. Now, let the error variable be defined as:

$$\mathbf{E}_{n|n} = \begin{pmatrix} \hat{\mathbf{R}}_{n|n}^{-1} \mathbf{R}_n \\ \hat{\mathbf{R}}_{n|n}^{-1} (x_n - \hat{x}_{n|n}) \\ x_n - \mathbf{R}_n^{-1} \hat{\mathbf{R}}_{n|n} \hat{X}_{n|n} \end{pmatrix}. \tag{46}$$

We invite the reader to first check “manually” Theorem 9.

Theorem 9 *Observer (44), (45) ensures the error variable (46) has state-independent evolution.*

proof Using the more concrete variable θ via the relation $\mathbf{R} := \boldsymbol{\rho}(\theta)$ the error (46) re-writes:

$$\mathbf{E}_{n|n} = \begin{pmatrix} \mathbf{E}_{n|n}^\theta \\ \mathbf{E}_{n|n}^x \\ \mathbf{E}_{n|n}^x \end{pmatrix} = \begin{pmatrix} \theta_n - \hat{\theta}_{n|n} \\ \boldsymbol{\rho}(\hat{\theta}_{n|n})^T (x_n - \hat{x}_{n|n}) \\ x_n - \boldsymbol{\rho}(\hat{\theta}_{n|n} - \theta_n) \hat{X}_{n|n} \end{pmatrix}. \tag{47}$$

We readily see the innovation is a function of the error as $z_n = \hat{\mathbf{R}}_{n|n-1}^T (x_n - \hat{x}_{n|n-1}) + \hat{\mathbf{R}}_{n|n-1}^T \mathbf{R}_n x_n - \hat{X}_{n|n-1} = \mathbf{E}_{n|n-1}^x + \boldsymbol{\rho}(\mathbf{E}_{n|n-1}^\theta) \mathbf{E}_{n|n-1}^x$. Let us study for instance the evolution of $\mathbf{E}_{n|n-1}^x$ under update (45). Let us write $\mathbf{L}_n^{\mathbf{R}} := \boldsymbol{\rho}(l^\theta(z_n))$. We find at the update step that $\hat{\theta}, \hat{X}$ are transformed as $\hat{\theta} \rightarrow \hat{\theta} + l^\theta$ and $\hat{X} \rightarrow L^x + \boldsymbol{\rho}(-l^\theta) \hat{X}$ so that error evolves as $\mathbf{E}^x \rightarrow x_n - \boldsymbol{\rho}(\hat{\theta} + l^\theta - \theta) (L^x + \boldsymbol{\rho}(-l^\theta) \hat{X}) = \mathbf{E}^x - \boldsymbol{\rho}(l^\theta - E^\theta) L^x$ which is a function of the error at previous step indeed. ■

Of course, checking Theorem 9 is the “easy” part while finding the observer and error variable is the hard part necessitating the proposed theory. Let us see how the theory formally applies indeed. Letting $*$ be standard product, we readily recognize that:

- (43) formally writes as vector dynamics given by (5) with frame dynamics (6), where $G = SO(2)$ and $\mathbf{F}_n = \boldsymbol{\Phi}_n = \mathbf{O}_n = \mathbf{I}_2$, $\boldsymbol{\Gamma}_n = \mathbf{C}_n = \mathbf{0}_{2,2}$,

- Observation (42) formally writes as the natural output *in the fixed frame* (3) with $\mathbf{H}_n^x = \mathbf{H}_n^X = \mathbf{I}_2$, $\mathbf{B}_n = \mathbf{0}_2$.

Let us apply the method of Sect. 5.2: 1) commutation properties required by definitions of natural output and natural vector dynamics (Defs. 4 and 5) directly stem from Prop. 1; 2) frame dynamics has the shape (6) and $G = SO(2)$ is abelian, thus Thm. 5 guarantees that frame dynamics is natural. Besides, the left-invariant error (40) specifies as (46). We have all the conditions of Theorem 6 and know the methodology of previous sections will lead to an observer ensuring state-independent error evolution, as can be seen from Thm. 7.

The present nontrivial example was shown to fit into our theory. Beyond, our approach suggests a novel way to treat lever arms. Looking at (45) we see that despite a simplified car model and an abelian group $G = SO(2)$, we would probably not have managed to come up with an observer guaranteeing state-independent error evolution without the present theory. A last important remark is that this system still fits into the theory if an unknown scale factor affects odometry: $G = SO(2)$ is simply replaced with the (abelian) group of scaled rotations.

5.4 Inertial 3D SLAM with moving objects tracking

Simultaneous Localization and Mapping with Moving Objects Tracking (SLAM-MOT) is the subject of a rich and vast literature, see e.g. the landmark paper [39]. In [31] a group structure was discovered to make standard SLAM dynamics left-invariant, later called $SE_k(d)$ in [18,19] and $SLAM_n(3)$ in [36] (which designs a geometric observer for SLAM with robot and features having known velocity). For the SLAM problem, TFG boils down to $SE_k(d)$ and the present theory allows recovering those results. A question one could legitimately ask is then as follows. *Are features allowed to move while preserving group affine dynamics?* The present theory provides (positive) answers.

Let us consider a robot equipped with an IMU evolving in a 3D environment containing static unknown features with positions $l_n^k \in \mathbb{R}^3$ and moving features with unknown position $q_n^i \in \mathbb{R}^3$ and unknown velocity $c_n^i \in \mathbb{R}^3$. Attitude, velocity and position of the robot are denoted by $\mathbf{R}_n \in SO(3)$, $v_n \in \mathbb{R}^3$ and $p_n \in \mathbb{R}^3$, while preintegrated inertial factors [30] are denoted

by $\Omega_n \in SO(3)$, $a_n^v \in \mathbb{R}^3$, $a_n^p \in \mathbb{R}^3$. Dynamics write:

$$\begin{aligned} \mathbf{R}_n &= \mathbf{R}_{n-1} \Omega_n, & l_n^k &= l_{n-1}^k, \\ v_n &= g + \mathbf{R}_{n-1} a_n^v, & q_n^i &= q_{n-1}^i + dt c_n^i, \\ p_n &= p_{n-1} + dt v_{n-1} + \mathbf{R}_{n-1} a_n^p, & c_n^i &= c_{n-1}^i. \end{aligned} \quad (48)$$

A wide range of observations measured in the frame of the vehicle can be considered, such as:

1. Position of static feature points: $\mathbf{R}_n^T (l_n^k - p_n)$,
2. Position of moving features: $\mathbf{R}_n^T (q_n^i - p_n)$,
3. Velocity of moving features: $\mathbf{R}_n^T (c_n^i - v_n)$,
4. Position of some known landmarks r_n^m : $\mathbf{R}_n^T (r_n^m - p_n)$,
5. Magnetic field β (known): $\mathbf{R}_n^T \beta$,
6. Magnetic field β_n (to be estimated): $\mathbf{R}_n^T \beta_n$.

Recalling $\mathbf{R}_n^T = \mathbf{R}_n^{-1}$, we immediately see all of them are natural outputs in the body frame as in Def. 4, i.e., Obs. (4), which evidences the broad scope of the present theory. Consider, e.g., position of moving features q_n^i in body frame:

$$Y_n^i = \mathbf{R}_n^T (q_n^i - p_n) \quad (49)$$

Here, we recognize that:

- The group of frame changes is $G = SO(3)$, acting term by term on the fixed-frame multi-vector $x_n = (v_n, p_n, l_n^k, q_n^i, c_n^i) \in V$ as in Eq. (1),
- (48) formally writes as the combination of (5) and (6), with no B (hence no X_n, U_n), $O_n = \mathbf{I}_3$ and where

$$\mathbf{F}_n = \begin{pmatrix} \mathbf{I}_3 & \mathbf{0}_3 & \mathbf{0}_3 & \mathbf{0}_3 & \mathbf{0}_3 \\ dt\mathbf{I}_3 & \mathbf{I}_3 & \mathbf{0}_3 & \mathbf{0}_3 & \mathbf{0}_3 \\ \mathbf{0}_3 & \mathbf{0}_3 & \mathbf{I}_3 & \mathbf{0}_3 & \mathbf{0}_3 \\ \mathbf{0}_3 & \mathbf{0}_3 & \mathbf{0}_3 & \mathbf{I}_3 & dt\mathbf{I}_3 \\ \mathbf{0}_3 & \mathbf{0}_3 & \mathbf{0}_3 & \mathbf{0}_3 & \mathbf{I}_3 \end{pmatrix}, \quad u_n = \begin{pmatrix} a_n^v \\ a_n^p \\ \mathbf{0}_3 \\ \mathbf{0}_3 \\ \mathbf{0}_3 \end{pmatrix},$$

- Observation (49) writes as a natural output *in the body frame* (4) with: $\mathbf{H}^x = (\mathbf{0}_3 \ \mathbf{I}_3 \ \mathbf{0}_3 \ -\mathbf{I}_3 \ \mathbf{0}_3)$. The minus sign in matrix \mathbf{H}^x looks switched due to Def. 4.

Let's apply the method of Sect. 5.2: 1) commutations required by Defs. 4 and 5 of \mathbf{H}^x and \mathbf{F}_n with R acting as a term-by-term rotation stem from Prop. 1, 2) frame dynamics has the shape (6) and we are in the case (b) of Thm. 4 so it is natural. We have all conditions of Theorem 6 and know the methodology of previous sections will lead to an observer ensuring autonomous error evolution, as can be seen from Thm. 7. With the observations in the body frame (4), observers are defined by (37), (39).

Theorem 10 *System (48), (49), where (49) could be replaced with any item of the list above, is a linear observed system on the group $G_{V,B}^+ = SO(3)_{(2+K+2I),0}^+$ with body-frame observations. A family of invariant observers is defined as follows. The propagation step for the estimated state $(\hat{\mathbf{R}}_n, \hat{v}_n, \hat{p}_n, \hat{l}_n^k, \hat{q}_n^i, \hat{c}_n^i)$ is a copy of (48). Denoting $z_n = (z_n^1, \dots, z_n^J)$, update writes:*

$$\begin{aligned}\hat{\mathbf{R}}_{n|n} &= \mathbf{L}_n^{\mathbf{R}}(z_n)\hat{\mathbf{R}}_{n|n-1} \\ \hat{\square}_{n|n} &= L_n^{\square}(z_n) + \mathbf{L}_n^{\mathbf{R}}(z_n)(\hat{\square}_{n|n-1}) \\ \text{with } z_n^i &= \hat{\mathbf{R}}_{n|n-1}^T \mathbf{Y}_n^i - \hat{q}_{n|n-1}^i + \hat{p}_{n|n-1},\end{aligned}\tag{50}$$

where \square must be replaced with v, p, l^k, q^i, c^i , and $L_n(z) = (\mathbf{L}_n^{\mathbf{R}}(z), L_n^x(z)) \in SO(3) \times V$ can be any function. The innovation vector z_n must be adapted if Eq. (49) is replaced by one or various alternative observations proposed above. These observers ensure the right-invariant error (41) has state-trajectory independent evolution.

The reader can alternatively check this result injecting Eq. (48), (49), (50) into Eq. (41). A TFG-IEKF is readily built using Def. 14, i.e., tuning the observer via (31), (35). Jacobians $\mathbf{A}_n^v, \mathbf{A}_n^s, \mathbf{H}_n$ are retrieved from Prop. 14 and noise matrices from (68) (both in the Appendix). It inherits the group affine and error log-linearity properties, and potential consistency properties [19, 20].

In onboard radar tracking contexts, one may refine the moving objects model. Indeed, constant velocity assumption is simplistic, and does not suit targets that perform manoeuvres. A celebrated model in the tracking literature and industry is the Singer model [40], that assumes the acceleration of the target is a Gauss-Markov process with auto-correlation time $\tau = 1/\gamma$. This leads to modifying (48) by letting $c_n^i = c_{n-1}^i + dt.a_{n-1}^i$, $a_n^i = a_{n-1}^i - dt.\gamma.a_{n-1}^i + w_n^i$. with w_n^i a process white noise.

Proposition 7 *The SLAM equations with features moving according to a Singer tracking model with noise turned off define a deterministic linear observed system on group as commutation also stems from Prop. 1.*

More generally, the state can be augmented with vectors of the fixed frame, as long as their dynamics commute with R .

5.5 Inertial navigation with IMU biases

Let us come back to the prototypical example of Section 2.3. Inertial navigation without biases has been shown to possess the group affine property and autonomous errors thanks to the introduction of the group $SE_2(3)$ in [10], which is here generalized by the TFG. To treat the case where IMU biases need be estimated, various publications have built on [10] for models including gyro and accelerometer bias by using the imperfect IEKF of [18], i.e., simply using as group structure the Cartesian product of $SE_2(3)$ (for attitude, velocity and position) and $\mathbb{R}^3 \times \mathbb{R}^3$ for gyroscope and accelerometer bias, see [11–13, 21, 22, 24].

However the TFG structure advocated herein provides an alternative approach and the following experiments prove it should be preferred even if dynamics (8) are not group affine for the TFG. The state space can be cast into a two-frames state space with $G = SO(3)$, $V = (\mathbb{R}^3)^2$, $B = (\mathbb{R}^3)^2$.

Many two-frames natural outputs could be considered for this system, let us stick with the setting of [10] by choosing:

$$Y_n^m = \mathbf{R}_n^T (r^m - p_n) \quad (51)$$

where r^m for $m \in [1, M]$ are landmarks of known position and Y_n^m is the position of feature point m at time step n observed by the IMU carrier in its own reference frame. It corresponds to (4) with $\mathbf{H}_m^x = (\mathbf{0}_3 \quad \mathbf{I}_3)$, $\mathbf{H}_m^x = \mathbf{0}_{3,6}$, $b^m = r^m$.

Let us detail the TFG-IEKF with body-frame observations, using Def. 14 and the Appendix. Propagation step is a copy of dynamics (8). Using (31) where we let $\mathbf{K}_n z_n = (\mathbf{K}_n^R z_n, \mathbf{K}_n^v z_n, \mathbf{K}_n^p z_n, \mathbf{K}_n^{b^\omega} z_n, \mathbf{K}_n^{b^a} z_n)$, then extracting $L^R \in SO(3)$, $L^x = (L^v, L^p)$, $L^x = (L^{b^\omega}, L^{b^a})$ from the exponential map definition (54), and applying the observer update formula (39) where we recall $*$ denotes the term-by-term rotation of Ex. 1, the update writes:

$$\begin{aligned} \hat{\mathbf{R}}_{n|n} &= \exp_{SO(3)} (\mathbf{K}_n^R z_n) \hat{\mathbf{R}}_{n|n-1} \\ \hat{v}_{n|n} &= \nu_3(\mathbf{K}_n^v z_n) \mathbf{K}_n^v z_n + \exp_{SO(3)} (\mathbf{K}_n^R z_n) \hat{v}_{n|n-1} \\ \hat{p}_{n|n} &= \nu_3(\mathbf{K}_n^p z_n) \mathbf{K}_n^p z_n + \exp_{SO(3)} (\mathbf{K}_n^R z_n) \hat{p}_{n|n-1} \\ \hat{b}_{n|n}^\omega &= \hat{b}_{n|n-1}^\omega + \hat{\mathbf{R}}_{n|n-1}^T \nu_3(-\mathbf{K}_n^R z_n) \mathbf{K}_n^{b^\omega} z_n \\ \hat{b}_{n|n}^a &= \hat{b}_{n|n-1}^a + \hat{\mathbf{R}}_{n|n-1}^T \nu_3(-\mathbf{K}_n^R z_n) \mathbf{K}_n^{b^a} z_n \end{aligned} \quad (52)$$

where $\nu_3(\cdot)$ is taken from Prop. 9 of Appendix, and matrix K_n is obtained from the Riccati equation (35). Matrices A_n^v, H_n are retrieved from Prop. 14, referring to (9) and Example 2 proving $(r^m)_* = (r^m)_\times$, while \hat{Q}_n, \hat{N}_n are read on (68), where in this case $Ad_R = R$. It yields

$$A_n^v = \left(\begin{array}{c|cc|cc} I_3 & \mathbf{0}_{3,3} & \mathbf{0}_{3,3} & \mathbf{0}_{3,3} & \mathbf{0}_{3,3} \\ \Delta t(\mathbf{g}_n)_\times & I_3 & \mathbf{0}_{3,3} & \mathbf{0}_{3,3} & \Delta t I_3 \\ \mathbf{0}_{3,3} & \Delta t I_3 & I_3 & \mathbf{0}_{3,3} & \mathbf{0}_{3,3} \\ \hline \mathbf{0}_{3,3} & \mathbf{0}_{3,3} & \mathbf{0}_{3,3} & I_3 & \mathbf{0}_{3,3} \\ \mathbf{0}_{3,3} & \mathbf{0}_{3,3} & \mathbf{0}_{3,3} & \mathbf{0}_{3,3} & I_3 \end{array} \right),$$

$$H_n = ((r^m)_\times \quad \mathbf{0}_{3,3} \quad -I_3 \quad \mathbf{0}_{3,3} \quad \mathbf{0}_{3,3}).$$

They are both state-trajectory independent as could be anticipated from the theory. Matrix A_n^s must be derived manually.

Proposition 8 *Jacobian for frame dynamics writes*

$$A_n^s = \left(\begin{array}{ccccc} I_3 & \mathbf{0}_{3,3} & \mathbf{0}_{3,3} & M_1 & \mathbf{0}_{3,3} \\ \mathbf{0}_{3,3} & I_3 & \mathbf{0}_{3,3} & (\hat{v}_{n-|n-1})_\times M_1 & \mathbf{0}_{3,3} \\ \mathbf{0}_{3,3} & \mathbf{0}_{3,3} & I_3 & (\hat{p}_{n-|n-1})_\times M_1 & \mathbf{0}_{3,3} \\ \mathbf{0}_{3,3} & \mathbf{0}_{3,3} & \mathbf{0}_{3,3} & M_2 & \mathbf{0}_{3,3} \\ \mathbf{0}_{3,3} & \mathbf{0}_{3,3} & \mathbf{0}_{3,3} & \mathbf{0}_{3,3} & M_2 \end{array} \right), \quad (53)$$

with $M_1 = \Delta t \hat{R}_{n|n-1} \bar{J} \hat{R}_{n-|n-1}^T$, $M_2 = \hat{R}_{n|n-1} \hat{R}_{n-|n-1}^T$, $\bar{J} = I_3 - \frac{1 - \cos(\|\mu\|)}{\|\mu\|^2}(\mu)_\times - \frac{\sin(\|\mu\|) - \|\mu\|}{\|\mu\|^3}(\mu)_\times^2$, $\mu := \omega + \hat{b}^\omega$.

A detailed proof is provided in the supplementary material. Let's sketch it here.

proof We study to the first order the effect of $R_n = R_{n-1} \exp_m(\Delta t[\omega_n + \hat{b}_{n-1}^\omega]_\times)$ and $\hat{R}_{n|n-1} = \hat{R}_{n-|n-1} \exp_m(\Delta t[\omega_n + \hat{b}_{n-1}^\omega]_\times)$ on (41), which is linearized as $R_n \hat{R}^{-1} \approx Id + (\xi^R)_*$, $\xi^x \approx x - \hat{x} - (\xi^R)_* \hat{x}$, $\xi^X = \hat{R}^*(x - \hat{x})$, see also the Appendix. To do so we use the right-Jacobian formula [41] $\exp_m(\Delta t[\omega + \hat{b}^\omega]_\times) \approx \exp_m(\Delta t[\omega + \hat{b}^\omega]_\times) \exp_m(\Delta t[\bar{J}(\hat{b}^\omega - \hat{b}^\omega)]_\times)$, leading to $\xi_{n|n-1}^R = \xi_{n-|n-1}^R + M_1 \xi_{n-|n-1}^{b^\omega}$, which yields the first row of A_n^s , and similarly for the other rows. ■

5.6 Simulation results

The (TFG-) IEKF of Sect. 5.5 is tested on the setting described by Fig. 2, and compared to both conventional EKF, and “imperfect IEKF” as in

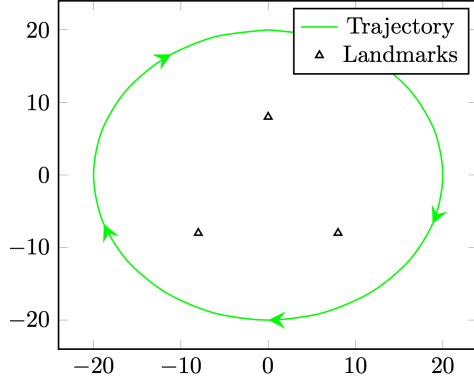


Figure 2: Experimental setting of Sec. 5.6. Aircraft follows a loop while observing one landmark of known position for 20 s, then two more landmarks with known position for 60 s.

previous work [11–13, 15, 17, 18, 21–23, 25]. The name imperfect IEKF was coined in [18], and this filter has led to a high-performance commercial product, see [11].

Initial errors on biases and orientation are Gaussian with respective standard deviations 1 deg/s, 0.1 g, 30°. Results averaged on 100 Monte-Carlo runs are presented on Fig. 3. We see conventional multiplicative EKF based on $SO(3) \times \mathbb{R}^{12}$ is outperformed by IEKF based on $SE_2(3) \times \mathbb{R}^6$, i.e., imperfect IEKF. The latter is in turn outperformed by TFG-IEKF based on $G_{V,B}^+ = SO(3)_{2,2}^+$.

This example is of major importance as most recent successes of IEKF are related to inertial navigation problems where gyroscope and accelerometer bias came with a simple additive group structure. We claim this is probably not the most efficient approach and TFG structure should be used from now on when implementing IEKFs. The example shows indeed that even when full state independence is not achieved, using the TFG structure for body-frame vectors is beneficial in practice. Similarly the treatment of GNSS or camera lever arms should also follow the TFG approach and more generally it should be tested for all systems that involve estimating a change of frame along with variables defined in the two frames. The observed improvements may stem from the drastic reduction of the dependency of the Jacobians and error evolution on the trajectory.

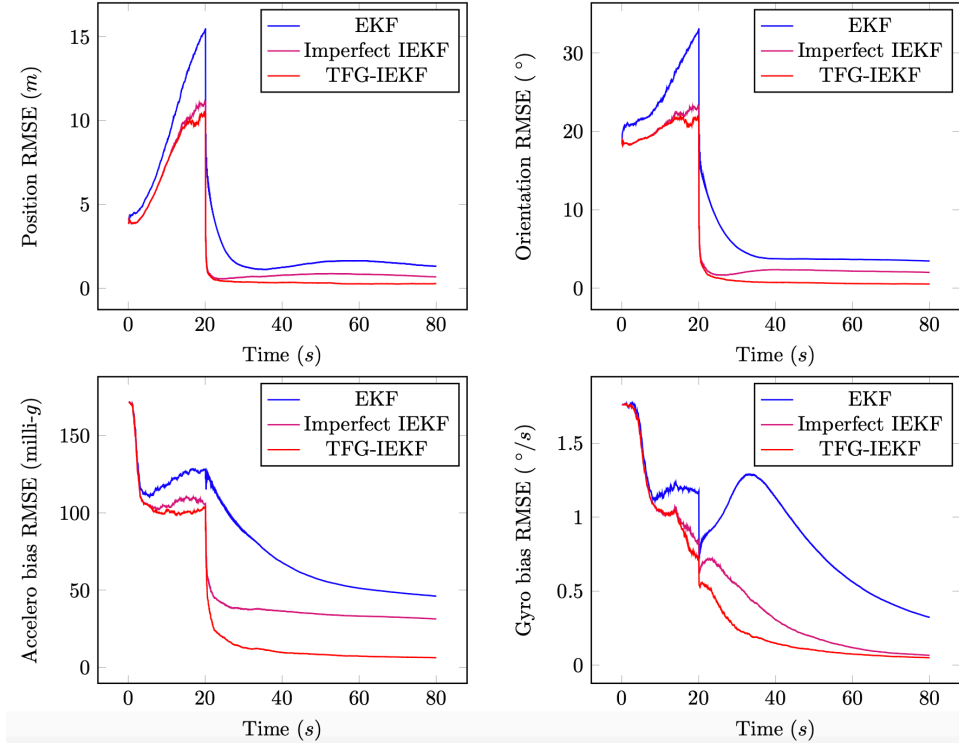


Figure 3: Initial orientation error is aleatory with a 30° standard deviation, observations and IMU signals are noisy, and 100 Monte-Carlo runs are averaged. One known feature point is first visible then two additional feature points make the full state observable at $t = 20$ s. We see the IEKF based on the TFG structure outperforms EKF, as well as the “Imperfect IEKF” advocated in quite a number of recent publications. We note the benefits of the methodology are substantial for all variables, including gyro biases, although their presence prevents frame dynamics to be natural and hence group affine.

6 Conclusion

In this paper a novel class of systems was introduced, and a novel group structure was shown to endow it with strong properties regarding observer design. The obtained versatile and constructive framework unifies a large body of successes of the IEKF to date, and also allows for additional vectors to be estimated such as IMU biases, lever arms, moving landmarks when doing SLAM, as long as some commutation relations hold.

We focused on state independence of error, but the four properties of the IEKF displayed in Introduction apply to natural two-frames systems. Re-deriving them all in detail and studying their consequences obviously goes beyond the scope of this paper, e.g., consistency of TFG-IEKF SLAM with moving object tracking, see [19], and is left as a perspective.

7 Appendix

7.1 Exponential map of the TFG

A complete theory is provided in the supplementary material. Herein, we provide a numerically efficient formula when the actions of G are the term-by-term rotations of Example 1.

Proposition 9 (Exponential map for rotation TFGs) *Assume G is $SO(2)$ or $SO(3)$ and its action is a multi-vector rotation as in Example 1. Then we have:*

$$\exp_{G_{N_1, N_2}^+} \begin{pmatrix} \xi^R \\ \xi_1^x \\ \vdots \\ \xi_{N_1}^x \\ \xi_1^X \\ \vdots \\ \xi_{N_2}^X \end{pmatrix} = \begin{pmatrix} \exp_{SO(d)}(\xi^R) \\ \boldsymbol{\nu}_d(\xi^R) \xi_1^x \\ \vdots \\ \boldsymbol{\nu}_d(\xi^R) \xi_{N_1}^x \\ \boldsymbol{\nu}_d(-\xi^R) \xi_1^X \\ \vdots \\ \boldsymbol{\nu}_d(-\xi^R) \xi_{N_2}^X \end{pmatrix} \quad (54)$$

Where $\boldsymbol{\nu}_d$ is given for $d = 3$ and $d = 2$ by:

$$\begin{aligned} \boldsymbol{\nu}_3(\xi) &= \mathbf{I}_3 + \frac{1 - \cos(\|\xi\|)}{\|\xi\|^2} (\xi)_\times + \frac{\|\xi\| - \sin(\|\xi\|)}{\|\xi\|^3} (\xi)_\times^2, \\ \boldsymbol{\nu}_2(\xi) &= \frac{\sin \|\xi\|}{\|\xi\|} \mathbf{I} + \frac{1 - \cos \|\xi\|}{\|\xi\|} \mathbf{J} \quad \text{with } \mathbf{J} := \boldsymbol{\rho}(\pi/2), \end{aligned}$$

where $\boldsymbol{\rho}(\theta)$ denotes the 2×2 rotation matrix of angle θ .

The proof is based on an embedding into a matrix Lie group where group composition boils down to matrix multiplication (see Appendix 7.3 for notation):

$$(R, x, X) \mapsto \begin{pmatrix} \mathbf{R}^* & x & \mathbf{0}_{q,r} & \mathbf{0}_{1,r} \\ \mathbf{0}_{1,q} & 1 & \mathbf{0}_{1,r} & 0 \\ \mathbf{0}_{r,q} & \mathbf{0}_{r,1} & \mathbf{R}^* & \mathbf{R}^* X \\ \mathbf{0}_{1,q} & 0 & \mathbf{0}_{1,r} & 1 \end{pmatrix} \quad (55)$$

It may be checked that by multiplying such two matrices we recover the TFG group law (10).

7.2 Error equations in the original variables

To tune the gains of an IEKF, one must linearize the error equations. A first step is to translate the various abstract error-related formulas on the TFG in terms of the original variables.

Notation: From that point onwards, we may omit $*$ and denote $R * x$ as Rx to alleviate calculation and formulas.

Let us first transpose the result of Prop. 2 using the original variables. By using the TFG action (12), Eq. (27) proves the innovation (36) or (37) computed from a natural output is given by (56) or (57) below:

$$\text{Obs. (3)} \Rightarrow z_n = \mathbf{H}^x E_n^x + \mathbf{H}^X E_n^R E_n^X + E_n^R B_n - B_n, \quad (56)$$

$$\text{Obs. (4)} \Rightarrow z_n = -\mathbf{H}^X e_n^X - \mathbf{H}^x (e_n^R)^{-1} e_n^x + (e_n^R)^{-1} b_n - b_n. \quad (57)$$

This result is of major importance regarding observer design, and should be put in contrast with innovation terms (a.k.a. prediction errors) used for general nonlinear observers and the EKF: $z_n = h(x_n) - h(\hat{x}_{n|n-1})$ where the innovation is not a function of the error except in the linear case where innovation has the form $z_n = H e_{n|n-1}$, with $e_{n|n-1} = x_n - \hat{x}_{n|n-1}$.

Remark 3 *In the particular case where $B = \mathbb{R}^3$ and $x \in B$ denotes a bias or a lever arm in the body frame, (40) and (41) advocate two different errors: $x - R^{-1} \hat{R} \hat{x}$ or $\hat{R}(x - \hat{x})$. The former was already proposed in [37] using physical arguments, see also [38]. But while the authors of [37] consider this error variable is intrinsically better, Prop 10 shows the innovation based on it is better only when observations are performed in the fixed frame, a counterintuitive fact.*

By using the TFG law, (28) readily proves the following:

Proposition 10 (Error evolution at update) *For fixed-frame observations and observer (38) we have:*

$$\begin{aligned} E_{n|n}^R &= L_n^R(Z_n)^{-1} E_{n|n-1} \\ E_{n|n}^x &= L_n^R(Z_n)^{-1} * \left(E_{n|n-1}^x - L_n^X(Z_n) \right) \\ E_{n|n}^X &= E_{n|n-1}^X - \left(E_{n|n-1}^R \right)^{-1} L_n^R(Z_n) * L_n^X(Z_n), \end{aligned} \quad (58)$$

with Z_n as in (36). On the other hand, for body-frame observations and observer (39) with z_n as in (37) we have:

$$\begin{aligned} e_{n|n}^R &= e_{n|n-1} L_n^R(z_n)^{-1} \\ e_{n|n}^x &= e_{n|n-1}^x - e_{n|n-1}^R L_n^R(z_n)^{-1} * L_n^x(z_n) \\ e_{n|n}^X &= L_n^R(z_n) * \left(e_{n|n-1}^X - L_n^X(z_n) \right). \end{aligned} \quad (59)$$

Recalling (56), (57), we see that (58), (59) illustrate our point, which is that state variables $\chi_n, \hat{\chi}_{n|n}, \hat{\chi}_{n|n-1}$ vanish as in the linear case, leading to state independant error evolution at the update step. Then, we proved at Theorem 2 that vector dynamics is group affine. Thus, by letting $\phi_n = f_n$, the result (29) holds true. Using the TFG law (10), this readily proves:

Proposition 11 (Error via natural vector dynamics) *The left-invariant error through (5) satisfies:*

$$\begin{aligned} E_{n^-|n-1}^R &= E_{n|n-1}^R \\ E_{n^-|n-1}^x &= \mathbf{F}_n E_{n|n-1}^x + \mathbf{C}_n E_{n|n-1}^R E_{n|n-1}^X + E_{n|n-1}^R U_n - U_n \\ E_{n^-|n-1}^X &= \mathbf{\Phi}_n E_{n|n-1}^X + D_n - (E_{n|n-1}^R)^{-1} D_n + \mathbf{\Gamma}_n (E_{n|n-1}^R)^{-1} E_{n|n-1}^x \end{aligned} \quad (60)$$

and the right-invariant error through (5) satisfies:

$$\begin{aligned} e_{n^-|n-1}^R &= e_{n|n-1}^R \\ e_{n^-|n-1}^x &= \mathbf{F}_n e_{n|n-1}^x + \mathbf{C}_n e_{n|n-1}^R e_{n|n-1}^X + d_n - e_{n|n-1}^R d_n \\ e_{n^-|n-1}^X &= \mathbf{\Phi}_n e_{n|n-1}^X + \mathbf{\Gamma}_n (e_{n|n-1}^R)^{-1} e_{n|n-1}^x + (e_{n|n-1}^R)^{-1} u_n - u_n. \end{aligned} \quad (61)$$

The formulas illustrate more concretely what was already known from Thm. 2 and Prop. 4, that is, state independence of the error evolution systematically occurs at natural vector propagation step.

Finally, error evolution during natural frame dynamics reads as follows in the original variables:

Proposition 12 (Error via natural frame dynamics) *The left-invariant error through (6) satisfies:*

$$\begin{aligned} E_{n|n-1}^R &= \Omega_n^{-1} E_{n^-|n-1}^R \Omega_n \\ E_{n|n-1}^x &= \Omega_n^{-1} O_n^{-1} E_{n^-|n-1}^x \\ E_{n|n-1}^X &= E_{n^-|n-1}^X \end{aligned} \quad (62)$$

and the right-invariant error through (6) satisfies:

$$\begin{aligned}
e_{n|n-1}^R &= O_n e_{n^-|n-1}^R O_n^{-1} \\
e_{n|n-1}^x &= e_{n^-|n-1}^x \\
e_{n|n-1}^X &= O_n \Omega_n e_{n^-|n-1}^x
\end{aligned} \tag{63}$$

Although this was known from Thm. 7, explicit formulas (56), (57), (58), (59), (60), (61) and then (62), (63) concretely illustrate the state-trajectory independence of the error. Note that all the preceding error equations can also be derived directly, as a good exercise, see supplementary material (Section 8.4) below where it is done.

7.3 Linearization of error equations and IEKF Jacobians

Linearizing on groups requires a few technical ingredients. It is useful to be familiar with $SO(3)$ and think of G as $SO(3)$.

Matrix \mathbf{R}^ :* In the definition of a group action Def. 2 we assumed the mapping $x \mapsto R * x$ is linear on vector space V . In particular, if a basis of V has been chosen, it can be described by a matrix we denote by \mathbf{R}^* verifying $(\mathbf{R}^*)x = R * x$ for all $x \in V$. For the term-by-term action (1) of the group $SO(d)$, writing N -tuples of vectors as stacked vectors of $W = \mathbb{R}^{dN}$, we obviously have $\mathbf{R}^* = \text{diag}(\mathbf{R}, \dots, \mathbf{R})$. Note \mathbf{R}^* also denotes a (other) matrix verifying $(\mathbf{R}^*)x = R * x$ for all $x \in B$. Albeit a different matrix, confusion is hardly possible and using the same notation is consistent with our choice to use $*$ in both cases hitherto.

First-order expansion in the R element: Let $\xi = (\xi^R, \xi^x, \xi^X)$ in the Lie algebra of the TFG, that is, $\xi^R \in \mathfrak{g}$ the Lie algebra of G and $(\xi^x, \xi^X) \in V \times B$, see supplementary material below. By denoting $R = \exp_G(\xi^R)$ we may define - see e.g., [32] - a linear map $(\xi^R)_*$ on V through equality $\mathbf{R}^* = \text{exp}_m((\xi^R)_*)$, where $\text{exp}_m(\mathbf{M}) = I + \mathbf{M} + \frac{1}{2}\mathbf{M}^2 + \dots$ denotes the matrix exponential. This yields $(\text{exp}_G(\xi^R))^* = I_q + (\xi^R)_* + \circ(\xi^R)$ and another linear map shall be defined on B , using the same notation.

Linearization w.r.t. ξ^R : As $(\xi^R)_*x$ is also linear w.r.t. ξ^R , we define $q \times d$ matrix $(\mathbf{x})_* \xi^R$ via $(\mathbf{x})_* \xi^R := -(\xi^R)_*x$, so:

$$\text{exp}_G(\xi^R)^*x \approx x + (\xi^R)_*x = x - (\mathbf{x})_* \xi^R. \tag{64}$$

Example 2 Let $\mathbf{R} \in SO(3)$ and $x \in V = \mathbb{R}^3$. In this case we merely have $R * x = \mathbf{R}x$ and thus find $\mathbf{R}^* = \mathbf{R}$. Besides, $(\boldsymbol{\xi})_* = (\boldsymbol{\xi})_{\times}$ where $(\boldsymbol{\xi})_{\times}$ denotes the skew-symmetric matrix associated with ξ so the notation is coherent. This ensures in turn that $(\mathbf{x})_* = (\mathbf{x})_{\times}$. In the same way, coming back to Ex. 1, we have $(\boldsymbol{\xi})_* x = ((\boldsymbol{\xi})_{\times} x^1, \dots, (\boldsymbol{\xi})_{\times} x_N) = -(\mathbf{x})_* \xi$ so that $(\mathbf{x})_* = -((\mathbf{x}^1)_{\times}, \dots, (\mathbf{x}^N)_{\times})^T \in \mathbb{R}^{Nd \times d}$.

Adjoint Ad on Lie algebra \mathfrak{g} : is defined through the relation: $R \exp_G(\xi^R) R^{-1} = \exp_G(\text{Ad}_R \xi^R)$ for $R \in G$.

The following ‘‘Rosetta stone’’ allows for translation of error equations on the TFG, such as formulas (56) up to (63), into linearized vector error equations. The sign \approx means a quantity may be readily replaced by its linearized counterpart.

TFG linearization ‘‘Rosetta stone’’: The exponential on $G_{V,B}^+$ (see supplementary material) ensures $\mathbf{E}^R = \exp_G(\xi^R)$, and $\mathbf{E}^x \approx \xi^x$ and $\mathbf{E}^X \approx \xi^X$, and naturally $\Omega * \mathbf{E}^x \approx (\Omega)_* \xi^x$. From (64) we have $\mathbf{E}^{\mathbf{R}^* \mathbf{U}} \approx \mathbf{U} + (\boldsymbol{\xi}^{\mathbf{R}})_* \mathbf{U} = \mathbf{U} - (\mathbf{U})_* \xi^R$ and $\mathbf{E}^{\mathbf{R}^* \mathbf{E}^x} \approx \xi^x$, as $(\boldsymbol{\xi}^{\mathbf{R}})_* \xi^x$ is second order, and similarly on B . As $(\mathbf{E}^R)^{-1} = \exp_G(-\xi^R)$ we have $(\mathbf{E}^{\mathbf{R}})^{-1} * \mathbf{U} \approx \mathbf{U} + (\mathbf{U})_* \xi^R$. The counterparts for the right-invariant error e are identical.

Proposition 13 For fixed-frame observations i.e., left-invariant error $\mathbf{E}_{n|n}$, the linearized error system writes (33)-(34), and splitting ξ^E as (ξ^R, ξ^x, ξ^X) , Jacobians read:

$$\begin{aligned} \mathbf{A}_n^v &= \begin{pmatrix} \mathbf{I}_d & \mathbf{0}_{d,q} & \mathbf{0}_{d,r} \\ -(\mathbf{U}_n)_* & \mathbf{F}_n & \mathbf{C}_n \\ -(\mathbf{D}_n)_* & \mathbf{\Gamma}_n & \mathbf{\Phi}_n \end{pmatrix}, \quad \mathbf{H}_n = \begin{pmatrix} -(\mathbf{B}_n)_* & \mathbf{H}^x & \mathbf{H}^X \end{pmatrix} \\ \mathbf{A}_n^s &= \begin{pmatrix} \mathbf{A} \mathbf{d}_{\Omega_n}^{-1} & \mathbf{0}_{d,q} & \mathbf{0}_{d,r} \\ \mathbf{0}_{q,d} & (\Omega_n^{-1} \mathbf{O}^{-1})_* & \mathbf{0}_{q,r} \\ \mathbf{0}_{d,r} & \mathbf{0}_{q,r} & \mathbf{I}_r \end{pmatrix}, \end{aligned} \quad (65)$$

where we recall that in the (I)EKF theory, \mathbf{H}_n always relates the linearized innovation to the linearized error.

proof Using the ‘‘Rosetta stone’’ to substitute \mathbf{E} with ξ in (60) yields $\xi_{n-|n-1}^E \approx \mathbf{A}_n^v \xi_{n-1|n-1}^E$ and similarly with (62) to get \mathbf{A}_n^s . Doing similarly in (56) proves $\mathbf{z} \approx \mathbf{H}_n \xi^E$. Albeit possible, there is no need to analyze (58) to get (34). This may be done more concisely at a higher level, as using (30), the definition (32) and $\mathbf{z} \approx \mathbf{H}_n \xi^E$, update (28) rewrites $\exp_{G_{V,B}^+}(\xi_{n|n}^E) \approx$

$\exp_{G_{V,B}^+}(-\mathbf{KH}\xi_{n|n-1}^E) \exp_{G_{V,B}^+}(\xi_{n|n-1}^E) \approx \exp_{G_{V,B}^+}(-\mathbf{KH}\xi_{n|n-1}^E + \xi_{n|n-1}^E)$ using the BCH formula and then we take the logarithm. ■

Proposition 14 *For body-frame observations, i.e., right-invariant error $e_{n|n}$, we get the following Jacobians:*

$$\begin{aligned} \mathbf{A}_n^v &= \begin{pmatrix} \mathbf{I}_d & \mathbf{0}_{d,q} & \mathbf{0}_{d,r} \\ (\mathbf{d}_n)_* & \mathbf{F}_n & \mathbf{C}_n \\ (\mathbf{u}_n)_* & \mathbf{\Gamma}_n & \mathbf{\Phi}_n \end{pmatrix}, \quad \mathbf{A}_n^s = \begin{pmatrix} \mathbf{Ad}_{\mathbf{O}_n} & \mathbf{0}_{d,q} & \mathbf{0}_{d,r} \\ \mathbf{0}_{q,d} & \mathbf{I}_q & \mathbf{0}_{q,r} \\ \mathbf{0}_{r,d} & \mathbf{0}_{r,q} & \mathbf{O}_n \mathbf{\Omega}_n^* \end{pmatrix} \\ \mathbf{H}_n &= ((\mathbf{b}_n)_* \quad -\mathbf{H}^x \quad -\mathbf{H}^x). \end{aligned} \quad (66)$$

Proof similarly stems from applying the TFG linearization ‘‘Rosetta stone’’ to the error equations of Appendix 7.2. Note that in the case of generic frame dynamics, \mathbf{A}_n^s may be more difficult to obtain, as in the example of Sec. 2.3. But Jacobians $\mathbf{A}_n^v, \mathbf{H}_n$ can then still be retrieved from the formulas above.

7.4 Computation of noise covariance matrices

Following the (I)EKF methodology [10], we associate a noisy system with the dynamics. In practice, noises should reflect the magnitude of the sensors’ uncertainty.

Definition 15 *Consider system (7) where s_n is generic, with noise turned on, i.e., noisy system $\chi_n = u_n(\chi_{n-1})$, $y_n = h(\chi_n) + V_n$ or $\mathbf{Y}_n = \mathbf{H}(\chi_n) + V_n$ with $u_n(R, x, \mathbf{x})$ defined as*

$$\begin{pmatrix} s_n^R(R, x, \mathbf{x}) \exp_G(w_n^R) \\ [\mathbf{F}_n x + \mathbf{d}_n] + R * [\mathbf{C}_n \mathbf{X} + \mathbf{U}_n] + \mathbf{G}^x(\chi_n) w_n^x \\ [\mathbf{\Phi}_n \mathbf{X} + \mathbf{D}_n] + R^{-1} * [\mathbf{\Gamma}_n x + u_n] + \mathbf{G}^x(\chi_n) w_n^x \end{pmatrix}$$

where w_n^R, w_n^x, w_n^x are process noises with covariance matrices $\mathbf{Q}^R, \mathbf{Q}^x, \mathbf{Q}^x$; $\mathbf{G}^x(\chi_n), \mathbf{G}^x(\chi_n)$ are state-dependent matrices; V_n is an observation noise with covariance matrix \mathbf{N}_n .

The IEKF is then fed with the following noise parameters.

Proposition 15 Denote $\hat{\mathbf{G}}^x = \mathbf{G}^x(\hat{x}_n)$ and $\hat{\mathbf{G}}^x = \mathbf{G}^x(\hat{x}_n)$ we have regarding the left-invariant error \mathbf{E} :

$$\begin{aligned} \hat{\mathbf{Q}} &= \begin{pmatrix} \mathbf{Q}^R & \mathbf{0}_{d,q} & \mathbf{Q}^R(\hat{\mathbf{x}}_n)_*^T \\ \mathbf{0}_{q,d} & \hat{\mathbf{Q}}^x & \mathbf{0}_{q,r} \\ (\hat{\mathbf{x}}_n)_* \mathbf{Q}^R & \mathbf{0}_{r,q} & \hat{\mathbf{Q}}^x \end{pmatrix} \\ \hat{\mathbf{N}} &= (\hat{\mathbf{R}}_n)_*^{-1} \mathbf{N} (\hat{\mathbf{R}}_n)_*^{-T} \\ \begin{cases} \hat{\mathbf{Q}}^x &= (\hat{\mathbf{R}}_n)_*^{-1} \hat{\mathbf{G}}^x \mathbf{Q}^x \hat{\mathbf{G}}^{xT} (\hat{\mathbf{R}}_n)_*^{-T} \\ \hat{\mathbf{Q}}^x &= (\hat{\mathbf{x}}_n)_* \mathbf{Q}^R (\hat{\mathbf{x}}_n)_*^T + \hat{\mathbf{G}}^x \mathbf{Q}^x \hat{\mathbf{G}}^{xT} \end{cases} \end{aligned} \quad (67)$$

and regarding the right-invariant error \mathbf{e} :

$$\begin{aligned} \hat{\mathbf{Q}} &= \begin{pmatrix} \mathbf{Ad}_{\hat{\mathbf{R}}_n} \mathbf{Q}^R \mathbf{Ad}_{\hat{\mathbf{R}}_n}^T & \mathbf{Q}^R ((\hat{\mathbf{x}}_n)_* \mathbf{Ad}_{\hat{\mathbf{R}}_n})^T & \mathbf{0}_{d,r} \\ (\hat{\mathbf{x}}_n)_* \mathbf{Ad}_{\hat{\mathbf{R}}_n} \mathbf{Q}^R & \hat{\mathbf{Q}}^x & \mathbf{0}_{q,r} \\ \mathbf{0}_{r,d} & \mathbf{0}_{r,q} & \hat{\mathbf{Q}}^x \end{pmatrix} \\ \hat{\mathbf{N}} &= (\hat{\mathbf{R}}_n)_* \mathbf{N} (\hat{\mathbf{R}}_n)_*^T \\ \begin{cases} \hat{\mathbf{Q}}^x &= ((\hat{\mathbf{x}}_n)_* \mathbf{Ad}_{\hat{\mathbf{R}}_n}) \mathbf{Q}^R ((\hat{\mathbf{x}}_n)_* \mathbf{Ad}_{\hat{\mathbf{R}}_n})^T + \hat{\mathbf{G}}^x \mathbf{Q}^x \hat{\mathbf{G}}^{xT} \\ \hat{\mathbf{Q}}^x &= ((\hat{\mathbf{R}}_n)_* \hat{\mathbf{G}}^x) \mathbf{Q}^x ((\hat{\mathbf{R}}_n)_* \hat{\mathbf{G}}^x)^T. \end{cases} \end{aligned} \quad (68)$$

The rationale is as follows. At propagation $\xi_{n|n-1}$ becomes $\xi_{n|n}$. If noise is injected it then becomes $\xi_{n|n}^{noisy} \approx \xi_{n|n} + \mathbf{B}w_n$. Owing to noise being centered and independent we have $\mathbb{E}(\xi_{n|n}^{noisy} (\xi_{n|n}^{noisy})^T) \approx \mathbb{E}(\xi_{n|n} \xi_{n|n}^T) + \mathbf{B} \mathbb{E}(w_n w_n^T) \mathbf{B}^T = \mathbb{E}(\xi_{n|n} \xi_{n|n}^T) + \hat{\mathbf{Q}}$ with $\hat{\mathbf{Q}} := \mathbf{B} \mathbf{Q} \mathbf{B}^T$. We can now turn to the proof.

proof For instance, let us compute \mathbf{B} for error \mathbf{e} .

$$\begin{aligned} \cdot (e_n^R)^{noisy} &:= R_n^{noisy} \hat{R}_n^{-1} = R_n \exp(w_n^R) \hat{R}_n^{-1} = R_n \hat{R}_n^{-1} \exp(\mathbf{Ad}_{\hat{R}_n} w_n^R) = \\ &e_n^R \exp_G(\mathbf{Ad}_{\hat{R}_n} w_n^R) \text{ using the BCH formula yields } (\xi_n^R)^{noisy} \approx \xi_n^R + \mathbf{Ad}_{\hat{R}_n} w_n^R. \\ \cdot (e_n^x)^{noisy} &:= x_n^{noisy} - R_n^{noisy} \hat{R}_n^{-1} * \hat{x}_n = x_n^{noisy} - (e_n^R)^{noisy} * \hat{x}_n \approx x_n^{noisy} - \\ &\hat{x}_n - ((\xi_n^R)^{noisy}) * \hat{x}_n \text{ using the "Rosetta stone"}. Besides the stone shows \\ &\xi^x \approx e_n^x \approx x_n - \hat{x}_n - (\xi_n^R)_* \hat{x}_n. \text{ Moreover } x_n^{noisy} = x_n + \hat{\mathbf{G}}^x w_n^x \text{ and } (\xi_n^R)^{noisy} \\ &\text{ was derived, so that } (\xi_n^x)^{noisy} \approx e_n^x + \hat{\mathbf{G}}^x w_n^x - (\mathbf{Ad}_{\hat{R}_n} w_n^R)_* \hat{x}_n \approx e_n^x + \hat{\mathbf{G}}^x w_n^x + \\ &(\hat{\mathbf{x}}_n)_* \mathbf{Ad}_{\hat{R}_n} w_n^R. \end{aligned}$$

$$\begin{aligned} \cdot \xi_n^x &\approx (e_n^x)^{noisy} := \hat{R}_n * (X_n^{noisy} - \hat{x}_n) = \hat{R}_n * (X_n + \hat{G}^x w_n^x - \hat{x}_n) = \\ e_n^x + (\hat{R}_n^*) w_n^x &\approx \xi_n^x + (\hat{R}_n^*) w_n^x. \end{aligned}$$

■

Remark 4 *If initial covariance matrix is known for the more classical error variable $(\hat{R}^{-1}R, x - \hat{x}, X - \hat{X})$ (with value \bar{P}), then $P_{0|0}$ in Def. 14*

is given by $P_{0|0} = L\bar{P}L^T$, with $L = \begin{pmatrix} I_3 & \mathbf{0}_3 & \mathbf{0}_3 \\ \mathbf{0}_3 & \hat{R}_n^{-1} & \mathbf{0}_3 \\ -(\hat{X})^* & \mathbf{0}_3 & I_3 \end{pmatrix}$ for error e .*

Similarly if \bar{P} denotes the covariance of $(R_n \hat{R}^{-1}, x - \hat{x}, X - \hat{X})$ then $L =$

$\begin{pmatrix} I_3 & \mathbf{0}_3 & \mathbf{0}_3 \\ (\hat{X})^ & I_3 & \mathbf{0}_3 \\ \mathbf{0}_3 & \mathbf{0}_3 & \hat{R}_n^* \end{pmatrix}$ for error e .*

References

- [1] R. Mahony, T. Hamel, and J.-M. Pflimlin, “Nonlinear complementary filters on the special orthogonal group,” *IEEE-Trans. on Automatic Control*, vol. 53, no. 5, pp. 1203–1218, 2008.
- [2] J. Vasconcelos, R. Cunha, C. Silvestre, and P. Oliveira, “A nonlinear position and attitude observer on SE(3) using landmark measurements,” *Systems Control Letters*, vol. 59, pp. 155–166, 2010.
- [3] P. Batista, C. Silvestre, and P. Oliveira, “Attitude and Earth velocity estimation-part i: Globally exponentially stable observer,” in *IEEE Conference on Decision and Control (CDC)*. IEEE, pp. 121–126, 2014.
- [4] M.-D. Hua, “Attitude estimation for accelerated vehicles using GPS/INS measurements,” *Control Engineering Practice*, vol. 18, no. 7, pp. 723–732, 2010.
- [5] R. Mahony and J. Trumpf, “Equivariant filter design for kinematic systems on Lie groups,” *IFAC-PapersOnLine*, 54(9), 253-260. 2021.
- [6] S. Bonnabel, P. Martin, and P. Rouchon, “Symmetry-preserving observers,” *Automatic Control, IEEE Transactions on*, vol. 53, no. 11, pp. 2514–2526, 2008.
- [7] —, “Non-linear symmetry-preserving observers on Lie groups,” *IEEE Trans. on Automatic Control*, vol. 54, no. 7, pp. 1709 – 1713, 2009.

- [8] S. Bonnabel, “Left-invariant extended Kalman filter and attitude estimation,” in *IEEE conference on decision and control*, 2007, pp. 1027–1032.
- [9] S. Bonnabel., P. Martin, P., E. Salaun, “Invariant extended Kalman filter: theory and application to a velocity-aided attitude estimation problem”. In Proceedings of the 48h IEEE Conference on Decision and Control (CDC) held jointly with 2009 28th Chinese Control Conference, 2009, pp. 1297-1304.
- [10] A. Barrau and S. Bonnabel, “The invariant extended Kalman filter as a stable observer,” *IEEE Transactions on Automatic Control*, vol. 62, no. 4, pp. 1797–1812, 2017.
- [11] ———, “Invariant Kalman filtering,” *Annual Review of Control, Robotics, and Autonomous Systems*, vol. 1, pp. 237–257, 2018.
- [12] R. Hartley, M. G. Jadidi, J. Grizzle, and R. M. Eustice, “Contact-aided invariant extended Kalman filtering for legged robot state estimation,” in *Proceedings of Robotics: Science and Systems*, Pittsburgh, 2018.
- [13] R. Hartley, M. Ghaffari, R. M. Eustice, and J. W. Grizzle, “Contact-aided invariant extended Kalman filtering for robot state estimation,” *The International Journal of Robotics Research*, pp: 402-430, 2019.
- [14] M. Wang and A. Tayebi, “Hybrid nonlinear observers for inertial navigation using landmark measurements,” *IEEE Transactions on Automatic Control*, 65(12), 5173-5188. 2020.
- [15] M. R. Cohen and J. R. Forbes, “Navigation and control of unconventional VTOL UAVs in forward-flight with explicit wind velocity estimation,” *IEEE Robotics and Automation Letters*, vol. 5, no. 2, pp. 1151–1158, 2020.
- [16] E. Allak, A. Fornasier, and S. Weiss, “Consistent covariance pre-integration for invariant filters with delayed measurements,” *IEEE/RSJ Intelligent Robots and Systems (IROS)*, pp. 4834-4841, 2020.
- [17] N. Van Der Laan, M. Cohen, J. Arsenault, and J. R. Forbes, “The invariant Rauch-Tung-Striebel smoother,” *IEEE Robotics and Automation Letters*, vol. 5, no. 4, pp. 5067 - 5074, 2020.

- [18] A. Barrau, “Non-linear state error based extended Kalman filters with applications to navigation,” Ph.D. dissertation, 2015.
- [19] A. Barrau and S. Bonnabel, “An EKF-SLAM algorithm with consistency properties,” *arXiv preprint arXiv:1510.06263*, 2015.
- [20] M. Brossard, A. Barrau, and S. Bonnabel, “Exploiting symmetries to design EKFs with consistency properties for navigation and SLAM,” *IEEE Sensors Journal*, vol. 19, no. 4, pp. 1572–1579, 2018.
- [21] K. Wu, T. Zhang, D. Su, S. Huang, and G. Dissanayake, “An invariant-EKF VINS algorithm for improving consistency,” in *IEEE/RSJ Intelligent Robots and Systems (IROS)*, pp. 1578–1585, 2017.
- [22] S. Heo and C. Park, “Consistent EKF-based visual-inertial odometry on matrix Lie group,” *IEEE Sensors Journal*, vol. 18, no. 9, pp. 3780–3788, 2018.
- [23] M. Brossard, S. Bonnabel, and A. Barrau, “Unscented Kalman filter on Lie groups for visual inertial odometry,” in *2018 IEEE/RSJ Int. Conf. on Intelligent Robots and Systems (IROS)*. pp. 649–655, 2018.
- [24] D. Caruso, D., Eudes, A., Sanfourche, M., Vissière, D., G. Le Besnerais, “Magneto-visual-inertial dead-reckoning: improving estimation consistency by Invariance”. In *IEEE 58th Conference on Decision and Control (CDC)* pp. 7923-7930. 2019.
- [25] S. Heo, J. H. Jung, and C. G. Park, “Consistent EKF-based visual-inertial navigation using points and lines,” *IEEE Sensors Journal*, vol 18(18), pp. 7638-7649, 2018.
- [26] T. Zhang, K. Wu, J. Song, S. Huang, and G. Dissanayake, “Convergence and consistency analysis for a 3-D invariant-EKF SLAM,” *IEEE Robotics and Automation Letters*, vol. 2, no. 2, pp. 733–740, 2017.
- [27] A. Barrau and S. Bonnabel, “Extended Kalman filtering with nonlinear equality constraints: a geometric approach,” *IEEE Transactions on Automatic Control*, Vol. 65(6), pp. 2325 - 2338, 2020.
- [28] —, “Linear observed systems on groups,” *Systems & Control Letters*, vol. 129, pp. 36–42, 2019.
- [29] —, “A mathematical framework for IMU error propagation with applications to preintegration,” in *IEEE International Conference on Robotics and Automation (ICRA)*, pp. 5732-5738, 2020.

- [30] C. Forster, L. Carlone, F. Dellaert, and D. Scaramuzza, “On-manifold preintegration for real-time visual–inertial odometry,” *IEEE Transactions on Robotics*, vol. 33, no. 1, pp. 1–21, 2017.
- [31] S. Bonnabel, “Symmetries in observer design: Review of some recent results and applications to EKF-based SLAM,” in *Robot Motion and Control 2011*. Springer, 2012, pp. 3–15.
- [32] B. Hall, “Lie groups, Lie algebras, and representations: an elementary introduction” *Springer (Vol. 222)*, 2015.
- [33] P. Olver, *Applications of Lie groups to differential equations*, 2nd ed., ser. Graduate Texts in Mathematics. Springer-Verlag, 1993, vol. 107.
- [34] K. S. Phogat and D. E. Chang, “Discrete-time invariant extended Kalman filter on matrix Lie groups,” *International Journal of Robust and Nonlinear Control*, 30(12), 4449–4462, 2020.
- [35] A. Khosravian, J. Trumpf, R. Mahony, and T. Hamel, “State estimation for invariant systems on Lie groups with delayed output measurements,” *Automatica*, vol. 68, pp. 254–265, 2016.
- [36] R. Mahony and T. Hamel, “A geometric nonlinear observer for simultaneous localisation and mapping,” in *2017 IEEE 56th Annual Conference on Decision and Control (CDC)*. IEEE, 2017, pp. 2408–2415.
- [37] M. S. Andrieu and J. L. Crassidis, “Attitude estimation employing common frame error representations,” *Journal of Guidance, Control, and Dynamics*, vol. 38, no. 9, pp. 1614–1624, 2015.
- [38] L. Chang, “SE(3) based extended Kalman filter for spacecraft attitude estimation,” *arXiv preprint arXiv:2003.12978*, 2020.
- [39] C.-C. Wang, C. Thorpe, S. Thrun, M. Hebert, and H. Durrant-Whyte, “Simultaneous localization, mapping and moving object tracking,” *The International Journal of Robotics Research*, vol. 26, no. 9, pp. 889–916, 2007.
- [40] R. A. Singer, “Estimating optimal tracking filter performance for manned maneuvering targets,” *IEEE Transactions on Aerospace and Electronic Systems*, no. 4, pp. 473–483, 1970.
- [41] G. S. Chirikjian, “Stochastic Models, Information Theory, and Lie Groups, Volume 2: Analytic Methods and Modern Applications,” *Springer Science & Business Media*, 2011.

- [42] M. Brossard, A. Barrau, P. Chauchat, S. Bonnabel. Associating uncertainty to extended poses for on Lie group IMU preintegration with rotating Earth. In *IEEE Transactions on Robotics*, 2021. doi.org/10.1109/TRO.2021.3100156

8 Supplementary Material to “The Geometry of Navigation Problems”

8.1 Exponential map of the TFG

Reading the present section requires having read the Appendix of the paper before, notably Appendix 7.3 that introduces a number of notations.

We first recall that if a Lie group admits an embedding in a matrix group, then the exponential map coincides with the matrix exponential. Now, let us apply this method to find the exponential of $G_{V,B}^+$. This has the merit to be a systematic method to derive the exponential of a Lie group, as long as an embedding into a matrix Lie group has first been found.

Lemma 2 *The Lie algebra of the TFG can be parameterized by $\mathfrak{g} \times V \times B$.*

Indeed, although we are not dealing with a matrix group, any element of the Lie algebra can be considered as having three components, the first one being an element of the Lie algebra of G and the two others being the vector spaces themselves. In practice, G is a matrix group, so that its Lie algebra may be interpreted as what is customarily done with matrix groups in robotics. Now that we have a Lie algebra, we can introduce the exponential.

Proposition (Exponential map of the TFG) *A general formula for the Lie exponential map is then obtained as $\exp_{G_{V,B}^+}(\xi^R, \xi^x, \xi^X) = (R, x, X)$, where R, x, X are extracted from:*

$$\begin{pmatrix} R^* & x \\ 0 & 1 \end{pmatrix} = \exp_m \begin{pmatrix} ((\xi^R)^*) & \xi^x \\ 0 & 0 \end{pmatrix}. \quad (69)$$

$$\begin{pmatrix} R^* & R^*X \\ 0 & 1 \end{pmatrix} = \exp_m \begin{pmatrix} ((\xi^R)^*) & \xi^X \\ 0 & 0 \end{pmatrix}. \quad (70)$$

proof The proof is based on an embedding into a matrix Lie group where group composition boils down to matrix multiplication, which requires changing the frame of X :

$$(R, x, X) \mapsto \begin{pmatrix} R^* & x & \mathbf{0}_{q,r} & \mathbf{0}_{1,r} \\ \mathbf{0}_{1,q} & 1 & \mathbf{0}_{1,r} & 0 \\ \mathbf{0}_{r,q} & \mathbf{0}_{r,1} & R^* & R^*X \\ \mathbf{0}_{1,q} & 0 & \mathbf{0}_{1,r} & 1 \end{pmatrix} \quad (71)$$

It may be checked that by multiplying such two matrices we recover the TFG group law (10). Lie exponential map coincides with $\exp_m(\cdot)$ for matrix

groups. The block structure allows us to split the exponential into two matrix exponentials. ■

8.2 Proof of Proposition 9

Let us reproduce this result from the paper herein for simplicity, before proving it.

Proposition (Exponential map for rotation TFGs) *Assume G is $SO(2)$ or $SO(3)$ and its action is a multi-vector rotation as in Example 1. Then we have:*

$$\exp_{G_{N_1, N_2}^+} \begin{pmatrix} \xi^R \\ \xi_1^x \\ \vdots \\ \xi_{N_1}^x \\ \xi_1^x \\ \vdots \\ \xi_{N_2}^x \end{pmatrix} = \begin{pmatrix} \exp_{SO(d)}(\xi^R) \\ \nu_d(\xi^R) \xi_1^x \\ \vdots \\ \nu_d(\xi^R) \xi_{N_1}^x \\ \nu_d(-\xi^R) \xi_1^x \\ \vdots \\ \nu_d(-\xi^R) \xi_{N_2}^x \end{pmatrix} \quad (72)$$

Where ν_d is given for $d = 3$ and $d = 2$ by:

$$\begin{aligned} \nu_3(\xi) &= I_3 + \frac{1 - \cos(\|\xi\|)}{\|\xi\|^2} (\xi)_\times + \frac{\|\xi\| - \sin(\|\xi\|)}{\|\xi\|^3} (\xi)_\times^2, \\ \nu_2(\xi) &= \frac{\sin \|\xi\|}{\|\xi\|} \mathbf{I} + \frac{1 - \cos \|\xi\|}{\|\xi\|} \mathbf{J} \quad \text{with } \mathbf{J} := \rho(\pi/2), \end{aligned}$$

where $\rho(\theta)$ denotes the 2×2 rotation matrix of angle θ .

proof It is known that in the case where $\mathbf{R} \in SO(d)$ with $d = 2$ or $d = 3$ that (69) yields elements of the form $\mathbf{R} = \exp_{SO(d)}(\xi^R)$ and $x = \nu_d(\xi^R) \xi^x$, with $\nu_d(\xi^R)$ as in the proposition, see [10, 18, 19]. This is also illustrated by the fact that $SE(3)$ coincides with the TFG group $G_{V,B}^+ = SO(3)_{1,0}^+$.

Looking at (70), this may in turn be used to prove the part that concerns x . Indeed in (70) the exponential of the right member is similar to those in (69), so we may use our first result to write

$$x = \mathbf{R}^{-1} \nu_d(\xi^R) \xi^x.$$

To prove our result, we thus would like to show that $\mathbf{R}^{-1} \nu_d(\xi^R) = \nu_d(-\xi^R)$, where $\mathbf{R} = \exp_{SO(d)}(\xi^R)$.

First, using the matrix exponential definition in (69) proves $\mathbf{R} = \mathbf{I} + (\boldsymbol{\xi}^{\mathbf{R}})_* + \frac{1}{2!}(\boldsymbol{\xi}^{\mathbf{R}})_*^2 + \frac{1}{3!}(\boldsymbol{\xi}^{\mathbf{R}})_*^3 + \dots$ and that $\boldsymbol{\nu}_d(\boldsymbol{\xi}^{\mathbf{R}}) = \mathbf{I} + \frac{1}{2!}(\boldsymbol{\xi}^{\mathbf{R}})_* + \frac{1}{3!}(\boldsymbol{\xi}^{\mathbf{R}})_*^2 + \dots$. Let us use those series expansions to show our desired equality $\mathbf{R}\boldsymbol{\nu}_d(-\boldsymbol{\xi}^{\mathbf{R}}) = \boldsymbol{\nu}_d(\boldsymbol{\xi}^{\mathbf{R}})$. In the latter expression, we are confronted with the Cauchy product of two series where it is clear from the expansion of $\boldsymbol{\nu}$ that $\boldsymbol{\xi}^{\mathbf{R}}\boldsymbol{\nu}_d(\boldsymbol{\xi}^{\mathbf{R}}) = \mathbf{R} - \mathbf{I}$. As all matrices commute, proving the desired equality amounts to proving in the scalar case that for any scalar z we have $\frac{e^z - 1}{z} = e^z \frac{e^{-z} - 1}{-z}$, an obviously true equality whose series expansions coincide with those in the desired equality. ■

Note that embedding (71) can be used for theoretical analysis but is not recommended for implementation as the dynamics of x_n is usually very simple (x_n is often constant) while the dynamics of $\mathbf{R}_n * x_n$ may be more convoluted. However, the method of the matrix group embedding is general and systematic which may be quite reassuring to the practitioner when prototyping a filter (albeit usually cumbersome in terms of numerical computations).

Linear approximation of the exponential: In the ‘‘Rosetta stone’’ of the paper’s appendix we wrote that from the definition of the exponential on $G_{V,B}^+$, we have $\mathbf{E}^{\mathbf{R}} = \exp_G(\boldsymbol{\xi}^{\mathbf{R}})$, and $\mathbf{E}^x \approx \xi^x$ and $\mathbf{E}^X \approx \xi^X$. Let us justify it in the light of the developments above. By definition $(\mathbf{E}^{\mathbf{R}}, \mathbf{E}^x, \mathbf{E}^X) = \exp_{G_{V,B}^+}(\boldsymbol{\xi}^{\mathbf{R}}, \xi^x, \xi^X)$. The formula $\mathbf{E}^{\mathbf{R}} = \exp_G(\boldsymbol{\xi}^{\mathbf{R}})$ stems from (69) by writing the matrix exponential as a series and doing block multiplication as $\mathbf{exp}_m(\mathbf{M}) = \mathbf{I} + \mathbf{M} + \frac{1}{2}\mathbf{M}^2 + \dots$. A first order expansion proves $\mathbf{E}^x \approx \xi^x$. Using (70) and the first order expansion $\mathbf{exp}_G(\boldsymbol{\xi}^{\mathbf{R}})_* \approx I_q + (\boldsymbol{\xi}^{\mathbf{R}})_*$, which is formula (64) in the article, we similarly find $\mathbf{E}^X \approx \xi^X$ up to the first order.

8.3 Error linearization of generic frame dynamics

Reading the present section requires having read the appendix of the paper before.

In the paper, we gave all the formulas for the Jacobians of natural vector and frame dynamics. In the present section, we first give a few guidelines for the linearization of generic frame dynamics, see Definition 8. This is then applied to fully prove Proposition 8, the proof being only sketched in the paper.

8.3.1 Guidelines for linearization of generic frame dynamics

It is harmless to assume G to be a matrix Lie group (and even $G = SO(3)$ if one wishes to have a concrete picture in mind). Let us recall a few useful

facts beyond the TFG linearization “Rosetta stone”, that prove useful to linearize general frame dynamics.

- As an application of the Baker-Campbell-Hausdorff (BCH) formula, we have

$$\exp_G(\alpha) \exp_G(\beta) = \exp_G(\alpha + \beta + \dots)$$

where “...” represent second order terms of magnitude $O(\|\alpha\|^2, \|\alpha\|\|\beta\|, \|\beta\|^2)$. This is useful when both terms are small.

- The latter formula is not useful to expand $\exp_G(\alpha + \beta)$ when, e.g., β is small but α is not. However, one may then use the right-Jacobian formula [41]. Up to second order terms in β , we have $\mathbf{exp}_{SO(3)}(\alpha + \beta) \approx \mathbf{exp}_{SO(3)}(\alpha) \mathbf{exp}_{SO(3)}(\mathbf{exp}(J\beta))$ with the Jacobian defined by $J = I_3 - \frac{1 - \cos(\|\alpha\|)}{\|\alpha\|^2}(\alpha)_\times - \frac{\sin(\|\alpha\|) - \|\alpha\|}{\|\alpha\|^3}(\alpha)_\times^2$.
- One shall not forget that if $G = SO(3)$ we have $\exp_G(\alpha) = \mathbf{exp}_m((\alpha)_\times)$ where $\mathbf{exp}_m(\cdot)$ denotes the usual matrix exponential, so that $\mathbf{exp}_m((\alpha)_\times) = I_3 + (\alpha)_\times + O(\|\alpha\|^2)$.
- Adjoint: if $R \in SO(3) = G$ we have $R \exp_G(\xi) R^T = \exp_G(Ad_R \xi) = \exp_G(R\xi)$.

Let us use the points above to derive the Jacobian associated to frame dynamics for inertial navigation with IMU biases.

8.3.2 Proof of Proposition 8

Let us reproduce the result here for simplicity before proving it.

Proposition *Jacobian for frame dynamics writes*

$$\mathbf{A}_n^s = \begin{pmatrix} I_3 & \mathbf{0}_{3,3} & \mathbf{0}_{3,3} & \mathbf{M}_1 & \mathbf{0}_{3,3} \\ \mathbf{0}_{3,3} & I_3 & \mathbf{0}_{3,3} & (\hat{\mathbf{v}}_{n-|n-1})_\times \mathbf{M}_1 & \mathbf{0}_{3,3} \\ \mathbf{0}_{3,3} & \mathbf{0}_{3,3} & I_3 & (\hat{\mathbf{p}}_{n-|n-1})_\times \mathbf{M}_1 & \mathbf{0}_{3,3} \\ \mathbf{0}_{3,3} & \mathbf{0}_{3,3} & \mathbf{0}_{3,3} & \mathbf{M}_2 & \mathbf{0}_{3,3} \\ \mathbf{0}_{3,3} & \mathbf{0}_{3,3} & \mathbf{0}_{3,3} & \mathbf{0}_{3,3} & \mathbf{M}_2 \end{pmatrix}, \quad (73)$$

with $\mathbf{M}_1 = \Delta t \hat{\mathbf{R}}_{n|n-1} \mathbf{J} \hat{\mathbf{R}}_{n-|n-1}^T$, $\mathbf{M}_2 = \hat{\mathbf{R}}_{n|n-1} \hat{\mathbf{R}}_{n-|n-1}^T$, $\mathbf{J} = I_3 - \frac{1 - \cos(\|\mu\|)}{\|\mu\|^2}(\mu)_\times - \frac{\sin(\|\mu\|) - \|\mu\|}{\|\mu\|^3}(\mu)_\times^2$, $\mu := \omega + \hat{b}^\omega$.

proof We study to the effect of propagation through frame dynamics $R_n = R_{n-1} \exp_m(\Delta t[\omega_n + b_{n-1}^\omega]_\times)$ and $\hat{R}_{n|n-1} = \hat{R}_{n-1|n-1} \exp_m(\Delta t[\omega_n + \hat{b}_{n-1}^\omega]_\times)$ on the right-invariant error (41) up to the first order.

– After frame propagation, error e^R is equal to

$$R_n \hat{R}_{n|n-1}^{-1} = R_{n-1} \exp_m(\Delta t[\omega_n + b_{n-1}^\omega]_\times) \quad (74)$$

$$\exp_m(-\Delta t[\omega_n + \hat{b}_{n-1}^\omega]_\times) \hat{R}_{n-1|n-1}^T \quad (75)$$

Let us drop all the indexes for clarity of reading (as well as the bold fonts indicating matrices). We see that for small errors $\omega + \hat{b}^\omega$ is a perturbation of $\omega_n + b^\omega$ by writing $\omega_n + b^\omega = \omega_n + \hat{b}^\omega + \delta b^\omega$ with $\delta b^\omega = b^\omega - \hat{b}^\omega$. To expand a matrix exponential to the first order at a point that may be far from identity, we use the right-Jacobian formula [41]. We have $\exp_m(\Delta t[\omega + b^\omega]_\times) = \exp_m(\Delta t[\omega + \hat{b}^\omega + \delta b^\omega]_\times) \approx \exp_m(\Delta t[\omega + \hat{b}^\omega]_\times) \exp_m(\Delta t[J\delta b^\omega]_\times)$ with $J = I_3 - \frac{1 - \cos(\|\mu\|)}{\|\mu\|^2}(\mu)_\times - \frac{\sin(\|\mu\|) - \|\mu\|}{\|\mu\|^3}(\mu)_\times^2$ and where $\mu := \omega + \hat{b}^\omega$. Thus error e^R after it has been propagated writes

$$R \exp_m(\Delta t[\omega_n + \hat{b}_{n-1}^\omega]_\times) \exp_m(\Delta t[J\delta b^\omega]_\times) \exp_m(\Delta t[\omega_n + \hat{b}_{n-1}^\omega]_\times)^T \hat{R}^T$$

We may then write $R = R \hat{R}^T \hat{R} = e^R \hat{R}$. The indices are such that $R_{n-1} = e_{n-1|n-1}^R \hat{R}_{n-1|n-1}$. As we have $\hat{R}_{n|n-1} = \hat{R}_{n-1|n-1} \exp_m(\Delta t[\omega_n + \hat{b}_{n-1}^\omega]_\times)$, we have obtained

$$e_{n|n-1}^R = e_{n-1|n-1}^R \hat{R}_{n|n-1} \exp_m(\Delta t[J\delta b^\omega]_\times) \hat{R}_{n-1|n-1}^T \quad (76)$$

$$= e_{n-1|n-1}^R \exp_m(\Delta t[\hat{R}_{n-1|n-1} J\delta b^\omega]_\times) \quad (77)$$

where we have used that $Ad_R = R$. As both terms are small BCH yields this may be approximated by $\exp_m([\xi^R + \Delta t \hat{R} J\delta b^\omega]_\times)$, where we recall that $e^R = \exp_m([\xi^R]_\times)$. Now recall the right-invariant error (41) on the bias, which is a body frame variable, is defined as $\xi^\omega := \hat{R}(b^\omega - \hat{b}^\omega) = \hat{R}\delta b^\omega$. We may thus write $\hat{R}_{n|n-1} J\delta b_{n-1}^\omega = \hat{R}_{n-1|n-1} J \hat{R}_{n-1|n-1}^T \hat{R}_{n-1|n-1} \delta b_{n-1}^\omega = (\hat{R}_{n-1|n-1} J \hat{R}_{n-1|n-1}^T) \xi_{n-1}^\omega$. Thus ξ^R propagates as $\xi^R + M_1 \xi^\omega$, and this explains the first row in the matrix (73).

– Let us turn to ξ^x . The right-invariant error (41) shows that $e^x = x - e^R * \hat{x}$ and we want to compute its evolution under the frame dynamics, that only affects the R, \hat{R} elements and thus e^x . Let us consider the position p (calculation is identical regarding velocity variable v). We have just shown at (77) the propagated error e^R writes $e^R \exp_m[M_1 \xi^\omega]_\times$ using BCH formula and thus the propagated error regarding the p component writes

$p - e^R \exp_m[M_1 \xi^\omega]_{\times} \hat{p} \approx p - e^R \hat{p} - [M_1 \xi^\omega]_{\times} \hat{p} = e^p + (\hat{p})_{\times} M_1 \xi^\omega$. Recalling from the Rosetta stone that $e^p \approx \xi^p$ we find that the frame dynamics turns the linearized position error ξ^p into $\xi^p + M_1 \xi^\omega$, and similarly for the velocity component. This respectively explains the third and second rows of matrix (73).

— Let us turn to ξ^x , and study the effect of frame propagation on the biases' errors. Recall the right-invariant error (41) shows that $e^x = \hat{R} * (x - \hat{x})$. Consider the gyro bias error for instance, that is, $\hat{R}(b^\omega - \hat{b}^\omega) := \xi^\omega$. Frame dynamics only change the \hat{R} part, through $\hat{R}_{n|n-1} = \hat{R}_{n-|n-1} \exp_m(\Delta t[\omega_n + \hat{b}_{n-|n-1}^\omega]_{\times})$. Thus ξ^ω becomes $\hat{R}_{n|n-1}(b^\omega - \hat{b}^\omega) = \hat{R}_{n|n-1} \hat{R}_{n-|n-1}^T \hat{R}_{n-|n-1}(b^\omega - \hat{b}^\omega) = M_2 \xi^\omega$. This explains the penultimate row of matrix (73). The treatment of accelero biases is wholly similar, changing b^ω into b^a . ■

8.4 A direct alternative proof to underline the importance of commutation assumptions

In the paper, equations (60) and (61) stem from the abstract error propagation formula for group affine systems (29). Albeit perfectly rigorous, it may be interesting to derive it directly. Indeed, this allows the user to grasp the importance of commutation relations, that are ubiquitous in the calculation. Let us derive (60). We depart from the error:

$$\text{Obs. (3)} \Rightarrow \text{E}_{n|n} = \begin{pmatrix} \hat{R}_{n|n}^{-1} R_n \\ \hat{R}_{n|n}^{-1} * (x_n - \hat{x}_{n|n}) \\ x_n - (R_n^{-1} \hat{R}_{n|n}) * \hat{x}_{n|n} \end{pmatrix}. \quad (78)$$

and we want to prove it evolves as

$$\begin{aligned} \text{E}_{n-|n-1}^R &= \text{E}_{n|n-1}^R \\ \text{E}_{n-|n-1}^x &= \mathbf{F}_n \text{E}_{n|n-1}^x + \mathbf{C}_n \text{E}_{n|n-1}^R \text{E}_{n|n-1}^x + \text{E}_{n|n-1}^R \text{U}_n - \text{U}_n \\ \text{E}_{n-|n-1}^x &= \mathbf{\Phi}_n \text{E}_{n|n-1}^x + \text{D}_n - (\text{E}_{n|n-1}^R)^{-1} \text{D}_n + \mathbf{\Gamma}_n (\text{E}_{n|n-1}^R)^{-1} \text{E}_{n|n-1}^x \end{aligned} \quad (79)$$

through vector dynamics defined as

$$f_n \begin{pmatrix} R \\ x \\ X \end{pmatrix} = \begin{pmatrix} R \\ [\mathbf{F}_n x + d_n] + R * [\mathbf{C}_n X + \text{U}_n] \\ [\mathbf{\Phi}_n X + \text{D}_n] + R^{-1} * [\mathbf{\Gamma}_n x + u_n] \end{pmatrix}, \quad (80)$$

and where matrices $\mathbf{F}_n : V \mapsto V$, $\mathbf{\Phi}_n : B \mapsto B$, $\mathbf{C}_n : B \mapsto V$, $\mathbf{\Gamma}_n : V \mapsto B$ all commute with the action of G and d_n, u_n (resp. $\mathbf{D}_n, \mathbf{U}_n$) are vectors of V (resp. B).

proof :

- As R does not evolve, neither does \mathbf{E}^R .
- if $R, \hat{R}, x, \hat{x}, \mathbf{\Gamma}, \hat{\mathbf{x}}$ all evolve through the preceding dynamics, then $\hat{R}^{-1}(x - \hat{x})$ becomes (using commutation relations that are paramount, for instance $\hat{R}^{-1}\mathbf{F}_n = \mathbf{F}_n\hat{R}^{-1}$)

$$\begin{aligned}
& \hat{R}^{-1}([\mathbf{F}_n x + d_n] + R * [\mathbf{C}_n \mathbf{X} + \mathbf{U}_n] - [\mathbf{F}_n \hat{x} + d_n] - \hat{R} * [\mathbf{C}_n \hat{\mathbf{x}} + \mathbf{U}_n]) \\
&= \hat{R}^{-1}\mathbf{F}_n[x - \hat{x}] + \hat{R}^{-1}R[\mathbf{C}_n \mathbf{X} + \mathbf{U}_n] - [\mathbf{C}_n \hat{\mathbf{x}} + \mathbf{U}_n] \\
&= \mathbf{F}_n \mathbf{E}^x + \mathbf{E}^R \mathbf{U}_n - \mathbf{U}_n + \hat{R}^{-1}R\mathbf{C}_n[\hat{\mathbf{x}} - R^{-1}\hat{R}\hat{\mathbf{x}}] \\
&= \mathbf{F}_n \mathbf{E}^x + \mathbf{E}^R \mathbf{U}_n - \mathbf{U}_n + \mathbf{E}^R \mathbf{C}_n[\mathbf{E}^{\mathbf{X}}] \\
&= \mathbf{F}_n \mathbf{E}^x + \mathbf{E}^R \mathbf{U}_n - \mathbf{U}_n + \mathbf{C}_n \mathbf{E}^R \mathbf{E}^{\mathbf{X}}
\end{aligned}$$

- In the same way, the error $\mathbf{X} - (R^{-1}\hat{R})\hat{\mathbf{x}}$ becomes after vector step

$$\begin{aligned}
& [\mathbf{\Phi}_n \mathbf{X} + \mathbf{D}_n] + R^{-1}[\mathbf{\Gamma}_n x + u_n] - (R^{-1}\hat{R})[\mathbf{\Phi}_n \hat{\mathbf{x}} + \mathbf{D}_n] + \hat{R}^{-1}[\mathbf{\Gamma}_n \hat{x} + u_n] \\
&= \mathbf{\Phi}_n[\mathbf{X} - (R^{-1}\hat{R})\hat{\mathbf{x}}] + \mathbf{D}_n - (\mathbf{E}^R)^{-1}\mathbf{D}_n + R^{-1}[\mathbf{\Gamma}_n(\hat{x} - x)] \\
&= \mathbf{\Phi}_n \mathbf{E}^{\mathbf{X}} + \mathbf{D}_n - (\mathbf{E}^R)^{-1}\mathbf{D}_n + \mathbf{\Gamma}_n R^{-1}(\hat{x} - x) \\
&= \mathbf{\Phi}_n \mathbf{E}^{\mathbf{X}} + \mathbf{D}_n - (\mathbf{E}^R)^{-1}\mathbf{D}_n + \mathbf{\Gamma}_n (\mathbf{E}^R)^{-1} \mathbf{E}^x
\end{aligned}$$

where we have used $R^{-1}\hat{R} = (\hat{R}^{-1}R)^{-1} = (\mathbf{E}^R)^{-1}$, and the fact that this also proves $R^{-1}(\hat{x} - x) = (\mathbf{E}^R)^{-1}\hat{R}^{-1}(\hat{x} - x) = (\mathbf{E}^R)^{-1}\mathbf{E}^x$.

Let us now prove similarly (61). What we want is to prove:

$$\begin{aligned}
e_{n-|n-1}^R &= e_{n|n-1}^R \\
e_{n-|n-1}^x &= \mathbf{F}_n e_{n|n-1}^x + \mathbf{C}_n e_{n|n-1}^R e_{n|n-1}^{\mathbf{X}} + d_n - e_{n|n-1}^R d_n \\
e_{n-|n-1}^{\mathbf{X}} &= \mathbf{\Phi}_n e_{n|n-1}^{\mathbf{X}} + \mathbf{\Gamma}_n (e_{n|n-1}^R)^{-1} e_{n|n-1}^x (e_{n|n-1}^R)^{-1} u_n - u_n.
\end{aligned} \tag{81}$$

Let us depart from error:

$$\text{Obs. (4)} \Rightarrow e_{n|n} = \begin{pmatrix} R_n \hat{R}_{n|n}^{-1} \\ x_n - (R_n \hat{R}_{n|n}^{-1}) * \hat{x}_{n|n} \\ \hat{R}_{n|n} * (x_n - \hat{x}_{n|n}) \end{pmatrix}, \tag{82}$$

and see how it evolves through the vector dynamics. As before e^R does not change at vector dynamics. Let's consider $e^x = x - (R\hat{R}^{-1}) * \hat{x}$. It evolves as

$$\begin{aligned}
& \mathbf{F}_n x + d - R\hat{R}^{-1}[\mathbf{F}_n \hat{x} + d] + R[\mathbf{C}_n x + u_n] - R\hat{R}^{-1}\hat{R}[\mathbf{C}_n \hat{x} + u_n] \\
&= \mathbf{F}_n x + d - \mathbf{F}_n R\hat{R}^{-1}\hat{x} - R\hat{R}^{-1}d + R\mathbf{C}_n(x - \hat{x}) \\
&= \mathbf{F}_n e^x + d - e^R d + \mathbf{C}_n R(x - \hat{x}) \\
&= \mathbf{F}_n e^x + d - e^R d + \mathbf{C}_n e^R e^x.
\end{aligned}$$

Finally the last component of the error evolves as:

$$\begin{aligned}
& \hat{R}([\Phi_n x - \Phi_n \hat{x} + R^{-1}[\Gamma_n x + u_n]]) - \hat{R}[\hat{R}^{-1}[\Gamma_n \hat{x} + u_n]] \\
&= \Phi_n e^x + (e^R)^{-1}[\Gamma_n x + u_n] - [\Gamma_n \hat{x} + u_n] \\
&= \Phi_n e^x + (e^R)^{-1}u_n - u_n + \Gamma_n (e^R)^{-1}[x - e^R \hat{x}] \\
&= \Phi_n e^x + (e^R)^{-1}u_n - u_n + \Gamma_n (e^R)^{-1}e^x.
\end{aligned}$$

8.5 Extension of Theorem 4 (the rotating Earth case)

Theorem 4 case (b) covers all previously discovered group affine dynamics but one, namely inertial navigation equations in a rotating frame. Indeed, [29] shows that after a suitable change of variables (that relies on a nice trick), the equations of inertial navigation on rotating Earth are group affine. Although the obtained system after the trick is group affine, it does not completely fall into one of the cases of Theorem 4, and nor does it fall within the scope of Theorem 5 as the group $SO(3)$ is non abelian. However, a simple extension of Theorem 4, case (b), in combination with Theorem 2, allows for covering this result as well.

Theorem 11 *Assume the two-frames state variable boils down to (R, x) . Consider the following dynamics*

$$\begin{pmatrix} R_n \\ x_n \end{pmatrix} = \begin{pmatrix} O_n R_{n-1} \Omega_n \\ O_n * [\mathbf{F}_n x_{n-1} + d_n] \end{pmatrix}, \quad (83)$$

where matrix $\mathbf{F}_n : V \mapsto V$ commutes with the action of G . Then, this dynamics is group affine for the TFG structure.

proof We know from invariant filtering theory in discrete time, see [28], that group affine dynamics is equivalent to (say, left-invariant) autonomous

error propagation. Let us assume that (R, x) and (\hat{R}, \hat{x}) both evolve through the dynamics (83) and let us study the evolution of left-invariant error (78).

We immediately see that $E^R = \hat{R}^{-1}R$ propagates as $\Omega^{-1}E^R\Omega$. Let us now study how the error $E^x = \hat{R}^{-1} * (x - \hat{x})$ evolves. We see E^x propagates as:

$$\begin{aligned} & (\Omega^{-1}\hat{R}^{-1}O^{-1}) * (O * [\mathbf{F}x + d_n - \mathbf{F}\hat{x} - d_n]) \\ &= \Omega^{-1}\hat{R}^{-1} * \mathbf{F}(x - \hat{x}) \end{aligned}$$

which, using the commutation assumptions, is equal to $\Omega^{-1} * \mathbf{F}E^x$. We thus see that E^R and E^x propagate autonomously. ■ Although the coupling between frame and vector dynamics in (83) seems quite specific, it actually covers (in continuous time) the inertial navigation with rotating Earth equations, which have been shown to fit into the invariant filtering framework in [29], see also [42] for a longer and more detailed version. It is thus easy to slightly generalize the two-frames theory in this direction to have it actually cover all known group affine dynamics to date.

Remark 5 *It is worth noting that if we define the alternative state variable $\tilde{x}_n = O_1^{-1} \dots O_n^{-1}x_n$, we have from (83) that $\tilde{x}_n = O_1^{-1} \dots O_n^{-1}(O_n * [\mathbf{F}_n x_{n-1} + d_n]) = \mathbf{F}_n O_1^{-1} \dots O_{n-1}^{-1}x_{n-1} + \tilde{d}_n = \mathbf{F}_n \tilde{x}_{n-1} + \tilde{d}_n$. Hence we recover natural vector frames dynamics using the alternative variable \tilde{x}_n .*

In the application studied in [29] of inertial navigation on rotating Earth, the interpretation is clear. The term O_n encodes rotation of the Earth, and the form of dynamics (83) stems from expressing x_n in a geographical frame. The presence of O_n in the vector dynamics hence stems from the rotation of the geographic frame with respect to the inertial frame. The alternative variable \tilde{x}_n reflects the vectors of the geographic frame corrected with respect to Earth rotation and hence expressed in an inertial frame. It should then come as no surprise that in an inertial frame the vector dynamics be natural. The apparent difficulties in (83) were related to expressing the state vectors in the geographic frame, which is a rather “unnatural” frame, made to match our Earth-fixed system of coordinates.

8.6 Two-frames systems in continuous time

Two-frame systems may be introduced in continuous time as well. This may help the readers being more familiar with the previous work [10] to cast continuous-time navigation problems into the two-frames framework. The theory and the results are wholly similar in continuous time. Note that in both the discrete-time and the continuous-time invariant filtering

frameworks we consider observations in discrete time and all that is dealing with outputs in the paper is unchanged. As a result, the present section only deals with the dynamics.

Let us start with the continuous-time counterpart of Definition 5.

Definition 16 (Continuous-time natural vector dynamics) *We define continuous-time natural vector dynamics as $\frac{d}{dt}\chi_t = f_t(\chi_t)$ where f_t is of the form:*

$$f_t \begin{pmatrix} R \\ x \\ X \end{pmatrix} = \begin{pmatrix} 0 \\ [\mathbf{F}_t x + d_t] + R * [\mathbf{C}_t X + u_t] \\ [\Phi_t X + D_t] + R^{-1} * [\Gamma_t x + u_t] \end{pmatrix} \quad (84)$$

and where matrices $\mathbf{F}_t : V \mapsto V$, $\Phi_t : B \mapsto B$, $\mathbf{C}_t : B \mapsto V$, $\Gamma_t : V \mapsto B$ commute with the action of G and d_t, u_t (resp. D_t, U_t) are vectors of V (resp. B).

Before turning to natural frame dynamics, let us introduce the counterpart of generic frame dynamics of Definition 8 to see how the separation of frame and vector dynamics work in continuous-time.

Definition 17 (Continuous-time generic frame dynamics) *Continuous-time generic frame dynamics are defined via a vector field s_t on (G, V, B) of the form:*

$$s_t \begin{pmatrix} R \\ x \\ X \end{pmatrix} = \begin{pmatrix} s_t^R(R, x, X) \\ 0 \\ 0 \end{pmatrix}. \quad (85)$$

In continuous time, we obtain a two-frame systems with natural vector dynamics and generic frame dynamics as follows:

$$\boxed{\begin{aligned} \chi_t &= (s_t + f_t)(\chi_t), \\ y_t &= h_t(\chi_t) \quad \text{or} \quad Y_t = H_t(\chi_t), \end{aligned}} \quad (86)$$

where f_t is a continuous-time natural vector mapping (84) of Definition 16, s_t is a generic frame dynamics (85) of Definition 17 and h_t or H_t are the natural outputs (3), (4) of Definition 4.

Let us now turn to the counterpart of Definition 6 of discrete-time natural frame dynamics. Note that in continuous time we need the machinery of differentiation on Lie groups. We thus refer the reader to Appendix 7.3 of the paper for the required definitions and notation.

Definition 18 (Continuous-time natural frame dynamics) *We define continuous-time natural frames dynamics as in Def. 17, but with the specificity that*

$$s_t^R(R, x, X) = o_t R + R \omega_t \quad (87)$$

with $o_t, \omega_t \in \mathfrak{g}$ known elements of the Lie algebra of G (inputs). Moreover it is required that the maps $x \mapsto (\mathbf{o}_t)_* x$ and $X \mapsto (\boldsymbol{\omega}_t)_* X$ commute with the action of \mathfrak{g} on V and B respectively.

8.6.1 Example

Consider the equations of inertial navigation in continuous time, see [10], with additional sensor biases to be estimated online. They write

$$\begin{cases} \frac{d}{dt} \mathbf{R}_t = \mathbf{R}_t [\boldsymbol{\omega}_t + \mathbf{b}_t^\omega]_{\mathbf{x}} \\ \frac{d}{dt} v_t = g + \mathbf{R}_t (a_t + b_t^a) \\ \frac{d}{dt} p_t = v_t \\ \frac{d}{dt} b_n^\omega = 0, \quad \frac{d}{dt} b_n^a = 0 \end{cases} \quad (88)$$

We can define a two-frames state space where the group $G = SO(3)$ encodes the orientation R_t , the vector space $V = \mathbb{R}^3 \times \mathbb{R}^3$ encodes $x_t = (p_t, v_t)$ and $B = \mathbb{R}^3 \times \mathbb{R}^3$ encodes $x_t = (b_t^\omega, b_t^a)$. The group $G = SO(3)$ acts through the term-by-term action (1) as: $\mathbf{R} * x = \mathbf{R} * (v, p) = (\mathbf{R}v, \mathbf{R}p)$ and $\mathbf{R} * X = \mathbf{R} * (b^\omega, b^a) = (\mathbf{R}b^\omega, \mathbf{R}b^a)$. We see the vector dynamics part match those of natural vector dynamics of Definition 16 with

$$\begin{aligned} \mathbf{F}_t &= \begin{pmatrix} \mathbf{0}_3 & \mathbf{0}_3 \\ \mathbf{I}_3 & \mathbf{0}_3 \end{pmatrix}, \quad \mathbf{C}_t = \begin{pmatrix} \mathbf{0}_3 & \mathbf{I}_3 \\ \mathbf{0}_3 & \mathbf{0}_3 \end{pmatrix}, \quad d_t = \begin{pmatrix} g \\ \mathbf{0}_{3,1} \end{pmatrix} \\ u_t &= \begin{pmatrix} a_n \\ \mathbf{0}_{3,1} \end{pmatrix}, \quad \Phi_t = \begin{pmatrix} \mathbf{I}_3 & \mathbf{0}_3 \\ \mathbf{0}_3 & \mathbf{I}_3 \end{pmatrix}, \quad \Gamma_t = \mathbf{0}_6, \quad D_t = u_t = \mathbf{0}_{6,1} \end{aligned}$$

as the commutation relations obviously hold from Proposition 1.

We see the dynamics are generic, owing to the state variable b_t^ω appearing in the frame dynamics. Now, let us suppose we neglect the gyroscope and accelerometer biases as in [10] and hence remove $x_t = (b_t^\omega, b_t^a)$ from the state. Then the state boils down to (R, x) , with $x = (p, v)$. The first line then corresponds to (87) with $o_t = 0$ and where the skew-symmetric matrix $[\boldsymbol{\omega}_t]_{\mathbf{x}}$ is an element of the Lie algebra of $SO(3)$ indeed. The frame dynamics then match Def. 18 as the commutation assumptions are obviously satisfied, given there is no X .

8.6.2 Properties

The state trajectory independent error propagation properties are analogous in continuous and in discrete time, as group affine dynamics have been introduced in both contexts.

Indeed the continuous-time counterpart of linear observed systems on groups is introduced in the context of matrix Lie groups in [10]. The continuous-time dynamics with discrete observations case boils down to replacing $\chi_n = \phi_n(\chi_{n-1})$ with $\frac{d}{dt}\chi_t = \phi_t(\chi_t)$. The group affine property then reads $\phi_t(\chi_1 \bullet \chi_2) = \chi_1 \phi_t(\chi_2) + \phi_t(\chi_1)\chi_2 - \phi_t(\chi_1)\phi_t(Id)\phi_t(\chi_2)$ and we recover all the results of the article regarding state-independent propagation in continuous time.

Interestingly, group affine maps in continuous and discrete time correspond exactly through integration, and the relation between both is strongly related to the notion of preintegration in robotics. The link between the continuous and discrete time is thoroughly discussed in [28], see also [29] and [42] for applications to preintegration.