

Evolutionary Action Selection for Gradient-based Policy Learning

Yan Ma

20210860024@fudan.edu.cn
Academy of Engineering &
Technology, Fudan University
Shanghai, China

Tianxing Liu

mliutianxing@126.com
Academy of Engineering &
Technology, Fudan University
Shanghai, China

Bingsheng Wei

weibingsheng@fudan.edu.cn
Academy of Engineering &
Technology, Fudan University
Shanghai, China

Yi Liu

liuyi_@fudan.edu.cn
Academy of Engineering &
Technology, Fudan University
Shanghai, China

Kang Xu

21210860020@m.fudan.edu.cn
Academy of Engineering &
Technology, Fudan University
Shanghai, China

Wei Li

fd_liwei@fudan.edu.cn
Academy of Engineering &
Technology, Fudan University
Shanghai, China

ABSTRACT

Evolutionary Algorithms (EAs) and Deep Reinforcement Learning (DRL) have recently been combined to integrate the advantages of the two solutions for better policy learning. However, in existing hybrid methods, EA is used to directly train the policy network, which will lead to sample inefficiency and unpredictable impact on the policy performance. To better integrate these two approaches and avoid the drawbacks caused by the introduction of EA, we devote ourselves to devising a more efficient and reasonable method of combining EA and DRL. In this paper, we propose Evolutionary Action Selection-Twin Delayed Deep Deterministic Policy Gradient (EAS-TD3), a novel combination of EA and DRL. In EAS, we focus on optimizing the action chosen by the policy network and attempt to obtain high-quality actions to guide policy learning through an evolutionary algorithm. We conduct several experiments on challenging continuous control tasks. The result shows that EAS-TD3 shows superior performance over other state-of-art methods.

1 INTRODUCTION

Deep Reinforcement Learning (DRL) has achieved impressive performance in Go [52], Atari games [34], and continuous control tasks [17, 28]. The purpose of DRL is to train an optimal, or nearly-optimal policy network that maximizes the reward function or other user-provided reinforcement signal. Recently, Evolutionary Algorithms (EA) have been applied to search the parameter space of neural networks to train policies and showed competitive results as DRL [49, 54].

EA and DRL have complementary properties in training policy networks. On the one hand, EA tends to be good at finding generally good global solutions and might suffer less from local optima than DRL [31]. However, EA is gradient-free, which leads to its sample inefficiency in training policy networks with millions of parameters. On the other hand, DRL is gradient-based and can use samples to derive gradients to guide the learning of the policy network. Its sample efficiency is higher compared to EA. But DRL sometimes falls into local optimum due to lack of exploration. Dealing with the exploration-exploitation dilemma is one of the intractable problems in DRL.

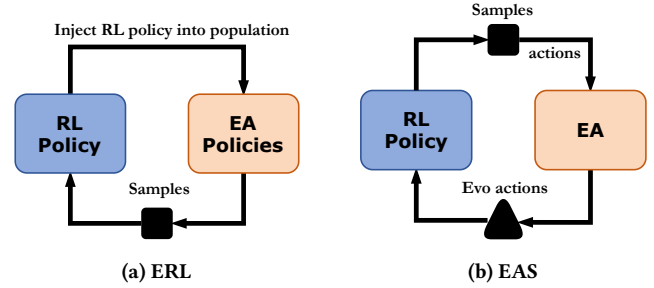


Figure 1: A high level view of ERL and EAS. EAS evolves the action a in a sample (s, a, r, s') and obtains the evolutionary action.

Given the complementary features of EA and DRL, researchers have attempted to combine the two methods, aiming to exploit the advantages of both to train better policy networks. As one of the pioneers, Khadka and Tumer [24] proposed Evolutionary Reinforcement Learning (ERL), which has shown promising results in continuous control tasks. As shown in Figure 1a, ERL maintains a population containing n policy networks trained by EA and one policy network trained by DRL. The policy population provides a large number of samples (s, a, r, s') to the RL policy and RL policy will be injected into the population periodically to replace the poorer individual. With the help of EA’s global optimization ability, ERL explores the parameter space of the policy network to search for outstanding parameters. However, taking parameters of the policy network as the target of evolution poses two problems: one is the impact of modifying network parameters is usually unpredictable for the policy performance. The other is the sample inefficiency caused by the introduction of EA. EA searches directly in the high-dimensional parameter space to train the policy network. When faced with a policy network with millions of parameters, EA requires a considerable number of generations to discover generally good global solutions, which will weaken the sample efficiency of the whole framework.

These two problems presented in ERL are attributed to employing EA to train policy networks. In other words, the target

of evolution in ERL is the policy network. Most variants of the ERL [2, 23, 32, 46] still adopt the policy network as the target of evolution, which will also be subject to the unpredictability and sample inefficiency derived from the usage of EA to train the policy network. In a nutshell, taking the policy network as the target of evolution in ERL will limit the contribution of EA to the learning process. Therefore, we wish to explore a more reasonable way to combine EA and DRL, which can not only exploit EA to search for better policies but also avoid drawbacks caused by applying EA to train policy networks.

Our goal is unambiguous, which aims to train a good policy to maximize the cumulative reward of the given task. A good policy $\mu(a|s)$ means it can choose a good action a according to the state s to maximize the cumulative reward. The quality of the action largely determines the quality of the policy. Thus, we intend to take action as the target of evolution. Concretely speaking, as shown in Figure 1b, we use EA to directly optimize the action chosen by the RL policy, to obtain better evolutionary actions, which can be used to guide the policy learning. The policy network trained by RL collects samples in the environment, and EA extracts actions from samples and evolves better evolutionary actions to guide the RL policy learning. This maintains the flow of information between EA and RL.

Based on the above idea, we propose Evolutionary Action Selection (EAS). EAS uses actions selected by RL policy to form a population and utilizes Particle Swarm Optimization (PSO) [22] to evolve the action population from generation to generation. Finally, we obtain better evolutionary actions, which will be used in the RL policy learning process. We choose PSO for two reasons. Firstly, it has been widely used in many fields and proved to be effective in practice [59]. Secondly, it is easy to follow and will not add too much computational burden. In addition, PSO can be replaced by other evolutionary algorithms, such as genetic algorithm [33], cross entropy method [11], and so on.

The main contributions of this paper are as follows: (1) Combining learning with evolution is a promising direction for both the EA and RL communities. EAS explores a novel combination of the two, which takes action as the target of evolution, rather than the policy network in Evolutionary Reinforcement Learning. (2) Our approach discards the unpredictable effects and inefficiency caused by using EA to train policy networks and brings two benefits. One is the evolutionary target shifts from the parameter space to the low-dimensional action space, which can substantially improve the efficiency of EA. The other is that EA can utilize samples (here refers to the action in samples) to promote the RL policy learning directly, instead of just providing samples for the RL policy as in ERL. See Section 3.2 for more details. (3) We apply EAS to TD3 [12] as EAS-TD3 and conduct a series of empirical studies on a benchmark suite of continuous control tasks to prove the feasibility and superiority of our approach.

2 RELATED WORK

The idea of incorporating learning with evolution has been around for many years [1, 16, 37, 61]. With the brilliance of reinforcement

learning, recent literature [8, 14, 32] has begun to revisit the combination of the two to improve the performance of the overall approach.

As mentioned earlier, this paper is related to the recently proposed Evolutionary Reinforcement Learning (ERL) [24] framework. ERL combines Genetic Algorithm (GA) [33] with the off-policy DRL algorithm (DDPG) [5] and incorporates the two processes to run concurrently formulating a framework. Specifically, ERL maintains a policy population trained by EA and a policy network trained by RL. By maintaining interactive information flow between EA and RL, the performance of the overall method is promoted. The framework of ERL has triggered a variety of variants, which makes the efficient combination of EA and RL an emerging research direction for both the EA and RL community. Collaborative Evolutionary Reinforcement Learning (CERL) [23] is the follow-up work of ERL. CERL attempts to train multiple policy networks with different hyperparameters to address the DRL’s sensitivity to hyperparameters. Moreover, Proximal Distilled Evolutionary Reinforcement Learning (PDERL) [2] attempts to figure out the catastrophic forgetting of the neural network caused by the genetic operator used in ERL. CEM-RL [46] removes the single policy network trained by RL and instead allows half of the policy networks in the population to be trained directly by RL and the other half by cross entropy method (CEM) [11]. This approach magnifies the impact of gradient-based policy learning methods on the evolutionary population, which improves the sample efficiency of the ERL framework. AES-RL [27] proposes an efficient asynchronous method for integrating evolutionary and gradient-based policy search, which shortens the training time. QD-PG [43] introduces Quality-Diversity (QD) algorithm for RL to address the problem of deceptive reward. Both ERL and our approach aim to integrate the advantages of the EA and DRL for better policy learning. However, we shift the target of evolution from high-dimensional policy network parameter space in ERL to low-dimensional action space and demonstrate empirically that evolving the action is a favorable alternative to evolving policy networks.

In addition to ERL and its variants, our work is related to Derivative-Free Exploration (DFE) [6], which utilizes a gradient-free approach to optimize the noise of action in policy learning. In DFE, the gradient-free approach revises the action noise which can help promote exploration. However, we employ EA to optimize the action chosen by the policy network and exploit the optimized actions to guide the policy learning directly.

3 METHODOLOGY

In this section, we will present Evolutionary Action Selection and integrate EAS into TD3 as EAS-TD3 and enable the RL policy to learn from evolutionary actions.

3.1 Evolutionary Action Selection (EAS)

Figure 2 illustrates the procedure of EAS, which builds on top of PSO and TD3. Background of both is described in Appendix. Taking the critic network Q_{μ_θ} of TD3 as the fitness evaluator, EAS follows the process of PSO and evolves the action a chosen by the current policy network $\mu_\theta(s)$. The output of EAS is known as the evolutionary action a^e with a higher Q value than action a . The pseudocode of

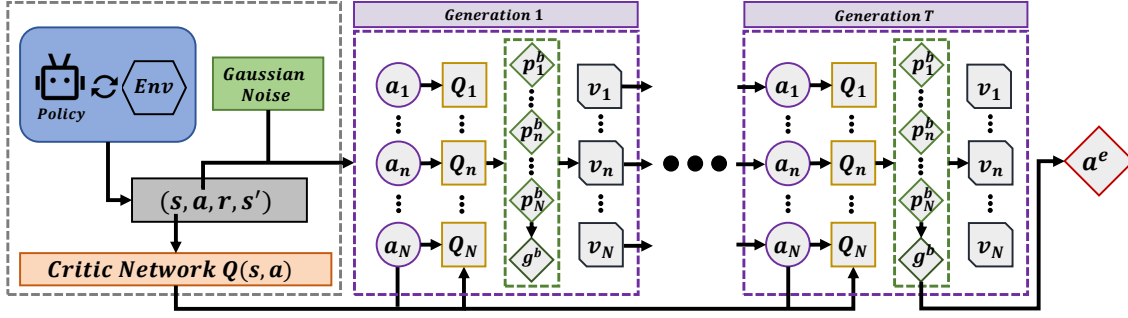


Figure 2: The procedure of Evolutionary Action Selection. Add Gaussian noise to the action in the sample and form the initial population. The Gaussian noise we add is generally the white noise $\mathcal{N}(0, 1)$. As the fitness evaluator, the critic network is used to generate Q values for the individual of the action population in each generation, from where we update the individual best action p_n^b and global best action g^b . Then, we update the action a_n and the velocity v_n . After several generations, the global best action g^b will be served as the evolutionary action a^e .

EAS is shown in Algorithm 1. The reasons and details of choosing the critic network Q_{μ_θ} as the fitness evaluator are described in Appendix.

In EAS, we first add Gaussian noise to the action a and make it an action set A containing multiple noisy actions, which serves as the initial population. The fitness of each action is its Q value generated by the critic network Q_{μ_θ} . Secondly, we initialize the velocity vector, which determines the direction and step length when updating actions in the population. Then, we initialize the personal best action set $P = (p_1^b \dots p_n^b \dots p_N^b)$, which records the best solution of each action in the population found so far. The best action in P is called the global best action g^b , which represents the best solution found so far. In each generation, action a_n^t in the population will be evaluated by fitness evaluator Q_{μ_θ} to obtain the fitness Q_n^t . Based on the magnitude of Q_n^t , we update the personal and global best action. Moreover, the velocity is updated by Eq. 2, which subsequently will be used to update actions and get the next generation of population. In Eq. 2, inertia weight ω describes previous velocity's influence on current velocity. Acceleration coefficients c_1 and c_2 represent the acceleration weights toward the personal best action and the global best action. r_1 and r_2 are random variables uniformly distributed in $[0, 1]$. Through several iterations, we can obtain the global best action g^b (denoted as evolutionary action a^e). Figure 3 illustrates an intuitive process of the change of global best action g^b step by step. From the first to the last iteration, we record the action with the highest Q value found so far. Eventually, the initial action a chosen by the policy (the red mark) becomes the evolutionary action a^e (the blue mark) after EAS. The relationship of Q value between a^e and a is:

$$Q_{\mu_\theta}(s, a^e) \geq Q_{\mu_\theta}(s, a) \quad (1)$$

which reveals that EAS can increase the Q value of the action so that the action will have a higher expected reward. We claim the changing from a to a^e is the action evolution. The evolutionary action a^e is better than a and has a higher expected reward.

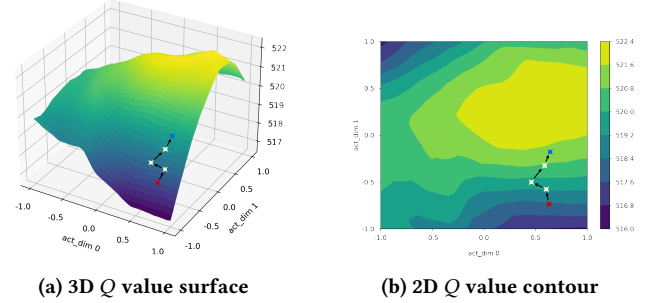


Figure 3: The 3D surface and the corresponding 2D contour plot display the Q values generated by the critic network for a given state s_t . The red mark represents the initial action a chosen by the policy. The blue mark represents the evolutionary action a^e . Through several iterations, the red mark becomes the blue mark with a higher expected reward step by step.

3.2 EAS-TD3 Framework

Figure 4 illustrates a diagram of EAS-TD3. See Appendix for a pseudocode. At each timestep t , the policy observes s_t and outputs action a_t . Then, we receive a reward r_t and environment transitions to next state s_{t+1} . These four elements make up the sample (s_t, a_t, r_t, s_{t+1}) , which will be stored into the replay buffer R . Then, EAS performs evolution on action a to obtain evolutionary action a^e , which will be stored into an archive A . We draw the same mini-batches from R and A and update the current policy μ_θ with deterministic policy gradient [53] and evolutionary action gradient (will be described below). EAS adopts the way of delayed policy updates: one policy update for two Q function updates, which is the same as TD3.

Through EAS, we obtain evolutionary actions, storing their corresponding state-action pairs (s, a^e) into an archive A . As mentioned in Section 3.1, the evolutionary action has a higher expected reward than the original action. Consequently, we intend to make the action space of RL policy similar to the space of evolutionary

Algorithm 1: Evolutionary Action Selection

1 **Input:** State s , action a , critic network Q_{μ_θ}
2 **PSO parameters:** Inertia weight ω , acceleration coefficients c_1, c_2 , random coefficients r_1, r_2
3 **Output:** Evolutionary action a^e

1: Extend the action a with Gaussian noise ϵ to form the initial action population $A = (a_1 \dots a_n \dots a_N)$, $a_n = a + \epsilon_n$, $\epsilon \in \mathcal{N}(0, \sigma)$, N is the number of actions
2: Initialize the velocity of action $V = (v_1 \dots v_n \dots v_N)$, $|v_n| = |a_n| = D$, $v_n \in [-v_{max}^D, v_{max}^D]$
3: Initialize personal best action set $P = (p_1^b \dots p_n^b \dots p_N^b)$ and global best action g^b
4: **for** $t = 1$ **to** T **do**
5: **for** $n = 1$ **to** N **do**
6: $Q_n^t \leftarrow Q_{\mu_\theta}(s, a_n^t)$
7: // Update the personal and global best action
 $p_n^b \leftarrow a_n^t$; **if** $Q_n^t > Q_{p_n^b}$
 $g^b \leftarrow p_n^b$; **if** $Q_{p_n^b} > Q_{g^b}$
8: // Update the velocity
 $v_n^{t+1} = \omega * v_n^t + c_1 * r_1 * (p_n^b - a_n^t) + c_2 * r_2 * (g^b - a_n^t)$
9: // Update the action
 $a_n^{t+1} = a_n^t + v_n^{t+1}$
10: **end for**
11: **end for**
12: Obtain the global best action g^b , representing evolutionary action a^e

actions so that the evolutionary actions can contribute to the RL policy learning. Due to the idea given above, we construct a loss as below:

$$L_{evo}(\theta, A) = \mathbb{E}_{(s_i, a_i^e) \sim A} \left[\|\mu_\theta(s_i) - a_i^e\|^2 \right] \quad (4)$$

where s_i and a_i^e represent the state and evolutionary action sampled from A respectively, and θ represents the learning parameters in RL policy μ_θ . We call L_{evo} evolutionary action gradient. Furthermore, we weigh the constructed loss with an extra Q_{filter} as proposed in Nair et al. [38]:

$$Q_{filter} = \begin{cases} 1, & \text{if } Q_{\mu_\theta}(s_i, a_i^e) > Q_{\mu_\theta}(s_i, \mu_\theta(s_i)), \\ 0, & \text{else.} \end{cases} \quad (5)$$

The purpose of Q_{filter} is to drop out $L_{evo}(\theta, A)$ when the action chosen by the current RL policy is superior to the evolutionary actions in archive A . The reason is that if an evolutionary action generated a long time ago is sampled to update parameters, the action chosen by the current policy may be better than the previous evolutionary action. Thus, we need to filter out those outdated evolutionary actions. We periodically draw a batch of state-action

pairs from A and utilize Eq. 6 to update parameters.

$$\nabla_\theta L_{Q_{filter}evo} = Q_{filter} \nabla_\theta L_{evo} \quad (6)$$

EAS promotes the evolution of actions, which can be used to guide strategy learning. The introduction of Q_{filter} effectively avoids a poor direction for learning when the action chosen by the current policy is superior to the previous evolutionary action in the archive. We refer to the dual integration with TD3 as Evolutionary Action Selection-Twin Delayed Deep Deterministic Policy Gradients (EAS-TD3).

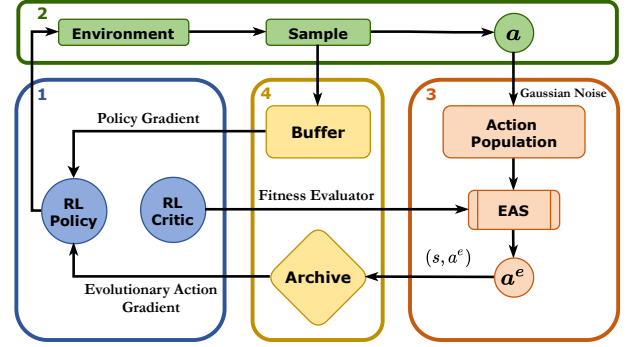


Figure 4: A high-level view of EAS-TD3. RL policy interacts with the environment to generate the sample (s, a, r, s') , which will be stored in a replay buffer. Action a is added with Gaussian noise to form an evolutionary population. Then use EAS to update the action population to obtain the evolutionary action a^e . The state-action pair (s, a^e) will be stored in an archive. We draw batches from the replay buffer and archive to update the current RL policy with policy gradient and evolutionary action gradient.

4 EXPERIMENT

The main purpose of this section is to investigate the mechanism of EAS and the performance of EAS-TD3 compared to other evolutionary reinforcement learning methods. We conduct experiments on the continuous locomotion tasks from MuJoCo and Bullet.

4.1 Experimental Setup

We select five continuous control locomotion tasks from OpenAI Gym [3] simulated by MuJoCo [56]: HalfCheetah-v3, Hopper-v3, Walker2d-v3, Ant-v3, Humanoid-v3 and two from PyBullet Gym simulated by Bullet [9]: Walker2DBulletEnv-v0, AntBulletEnv-v0. The state and action dimensions of these tasks are detailed in Table 1. Notably, the Bullet locomotion environments are derived from Roboschool [50] and are harder than default MuJoCo versions. We present the average reward and the associated standard deviation over 10 runs. For each run, we test the learning policy on 10 evaluation episodes every 5000 steps. In all figures of learning curves, unless specified otherwise, the x-axis represents the number of steps performed in the environment and the y-axis represents the mean return obtained by the policy.

Table 1: The state and action dimension of all environments. W2DBullet refers to Walker2DBullet.

Environment	Ant	HalfCheetah	Walker2d	Hopper	Humanoid	AntBullet	W2DBullet
State Dimension	111	17	17	11	376	28	22
Action Dimension	8	6	6	3	17	8	6

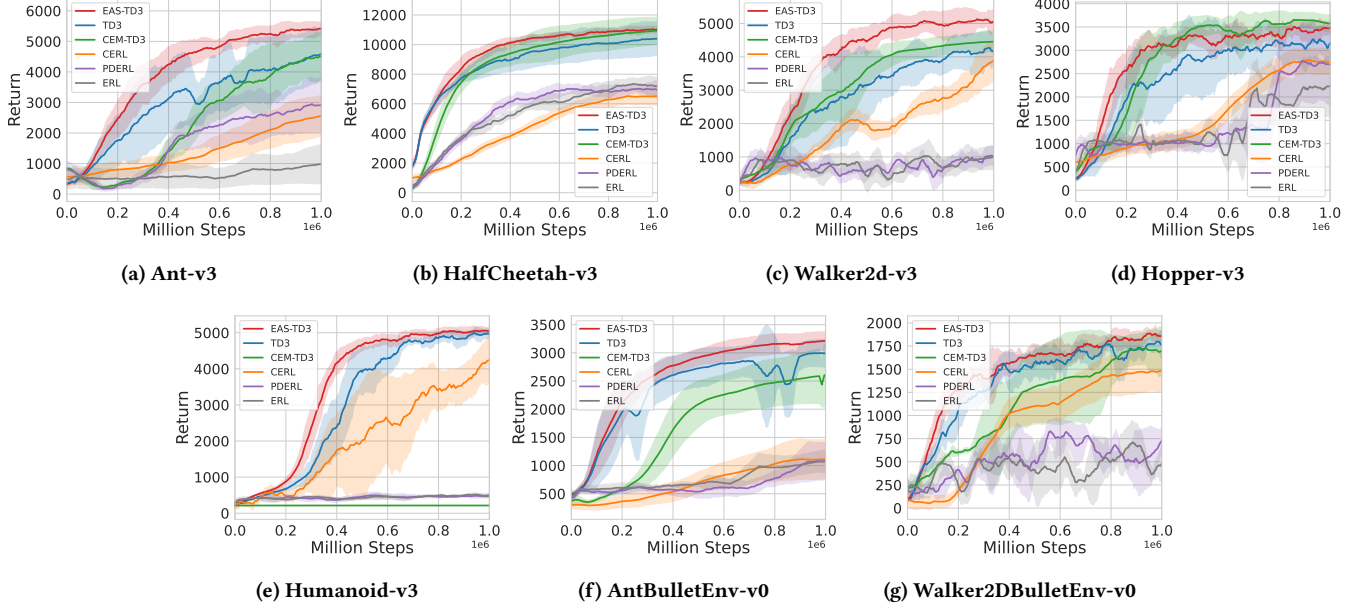


Figure 5: The learning curves in MuJoCo and Bullet environments. The shaded area represents mean \pm standard deviation over the 10 runs.

All hyperparameters for TD3 are the same as those in the original paper [12] by default. Here, we only provide the unique hyperparameters of the EAS-TD3. With regard to PSO, inertia weight ω is 1.2, acceleration coefficients c_1, c_2 are both 1.5, the number of iterations T is 10, v_{max} is 0.1, random coefficients r_1, r_2 are random numbers from 0 to 1. The size of archive A is 100,000 for all environments. N is 10, which represents the action population size. More details about parameters can be found in Appendix, which contains all hyperparameter settings and descriptions.

Our method is compared against the official implementations for TD3 [51], CEM-TD3 (based on TD3) [46], CERL (based on TD3) [23], PDERL (based on DDPG) [2], ERL (based on DDPG) [24]. These baselines contain a series of studies on the combination of EA and RL.

4.2 Performance Comparison

Figure 5 demonstrates the reward curves in MuJoCo and Bullet environments. In general, EAS-TD3 performs consistently well across most environments, indicating that the newly introduced mechanism plays a significant role in the process of policy learning.

Compared to ERL and its variants. EAS-TD3 performs a large improvement on environments with high-dimensional state and action space like Humanoid, Ant, Walker2d, AntBullet. The reason

is that the parameters of the policy network are associated with the state and action dimensions of the environment. For environments with higher dimensions, their policy networks also have more parameters, and more timesteps are needed for EA to search for good policies. For example, a policy network in Ant-v3 consisting of two hidden layers with 400 and 300 nodes will have more than 150,000 parameters, which takes more timesteps to learn a decent policy for gradient-free evolutionary methods. So the learning speed of ERL and its variants is slower than EAS-TD3 and TD3 in the early stage.

In CEM-TD3, CERL, PDERL, and ERL, there are multiple policy networks trained by EA, which will weaken the sample efficiency of the framework. CEM-TD3 benefits from the fact that half of the policy networks in the population are trained directly by RL, which will enhance the sample efficiency of the method. Therefore, CEM-TD3 performs the best among ERL and its variants. However, since the other half of the policy networks in the population are still trained by the cross entropy method (CEM) [11], it may lead to unpredictable impact and inefficiency due to EA training policy networks as mentioned before. Thus, the sample efficiency of CEM-TD3 is still not as good as EAS-TD3, and even weaker than TD3. EAS-TD3 significantly outperforms CEM-TD3 in high-dimensional environments such as Ant, Humanoid, AntBulletEnv,

Walker2DBulletEnv, which confirms the effectiveness of EAS. Besides, the ERL and its variants report the average performance of all policy networks in the population, which is the advantage of the policy population and makes the learning process stable.

Compared to TD3. As shown in Figure 5, EAS-TD3 outperforms TD3 in almost all environments. Compared with TD3, the increment of EAS-TD3 only lies in the influence of evolutionary action gradient, which indicates the performance enhancement does come from the introduction of EAS. What’s more, EAS uses the same set of hyperparameters for all environments as mentioned before, which demonstrates that EAS is hyper-parameter insensitive and can guide the policy learning for different tasks. In HalfCheetah, EAS-TD3 achieves a minor improvement in experiments with multiple random seeds. Since TD3 has already shown promising results in this environment, the evolutionary action can slightly enhance the sampling efficiency and performance. At the same time, EAS-TD3 performs well in high-dimensional difficult tasks environments such as Ant, Walker2d, and Humanoid, as the gradient of evolutionary action rapidly drives the policy’s action space toward regions with higher expected reward and greatly improves learning speed and final performance.

4.3 Ablation Studies

The size of archive A . The capacity of archive A is generally not large, in that the policy will continue to learn while evolutionary action selection is based on the policy at that time. Therefore, we should control the size of A to keep evolutionary actions fresh. Otherwise, the outdated evolutionary actions will not play a role in guiding policy learning. We select different archive sizes (10,000, 50,000, 100,000, 500,000) and perform an ablation study on the size of A . As shown in Figure 6, the archive size affects the performance. A stores state-action pairs (s, a^e) corresponding to evolutionary actions. As discussed earlier, since the evolutionary actions need to keep fresh, the archive size shouldn’t be too large. Otherwise, the archive A will store outdated actions, which may weaken the role of evolutionary action. In contrast, it shouldn’t be too small, or the diversity of actions in A may be poor. This will lead to the frequent sampling of limited evolutionary actions and hinder the exploration ability of policy. From Figure 6, 100,000 seems to be a reasonable size for these tasks.

The effect of Q filter. Q filter is employed to drop out evolutionary action gradient when the action chosen by the current policy is better than the evolutionary action in the archive as discussed in Section 3.2. Since RL policy is constantly learning and improving, evolutionary actions in the archive may be inferior to actions chosen by the current policy. Figure 7 show the influence of Q filter. Without Q filter, the learning process of HalfCheetah will be affected by the obsolescence of evolutionary actions. We also found that in a high-dimensional environment like Ant, even without Q filter, it can also achieve good performance. It’s may be due to the reason that the appropriate size of the archive plays a role. The evolutionary actions in the archive are kept fresh and well used to guide strategy learning.

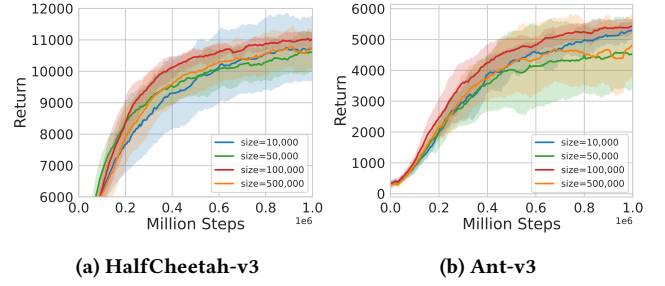


Figure 6: Ablation study (mean \pm standard deviation) on the size of archive A . 100,000 seems to be a reasonable size for these tasks.

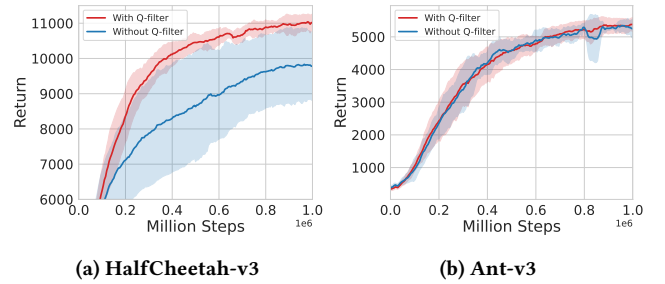


Figure 7: Ablation study (mean \pm standard deviation) on the effect of Q filter.

4.4 Evolutionary Action Evaluation

In this section, we will investigate the mechanism of EAS and mainly answer a question: how do evolutionary actions promote policy learning?

Figure 8 shows the first two-dimensional distributions of actions chosen by the policy and the corresponding evolutionary actions during the training process of Walker2d-v3. Each plot demonstrates the distribution of all actions in every 100,000 timesteps. The performance of the policy will gradually improve over timesteps. Therefore, the action distribution plot of each column in Figure 8 indicates a higher expected reward than the previous column.

From Figure 8, we can see that evolutionary actions predict the action space with higher expected reward in advance and guide the current policy to move towards there, which may explain why EAS works. For example, within the 0 to 100,000 timesteps (corresponding to the two plots in the first column), the distribution of the evolutionary action exhibits a trend from the upper right downward. The downward trend subsequently becomes more pronounced. Correspondingly, the policy action distribution shows the same trend under the guidance of both policy gradient and evolutionary action gradient. This indicates that evolutionary action gradient promotes strategy learning in the same direction as policy gradient, which significantly accelerates the progress of policy learning. From Figure 8, we also discover that the space of evolutionary actions doesn’t deviate too much from the current policy’s action space, which is served as a gentle mentor and guides the current policy step by step. See Appendix for a complete distribution and more analysis.

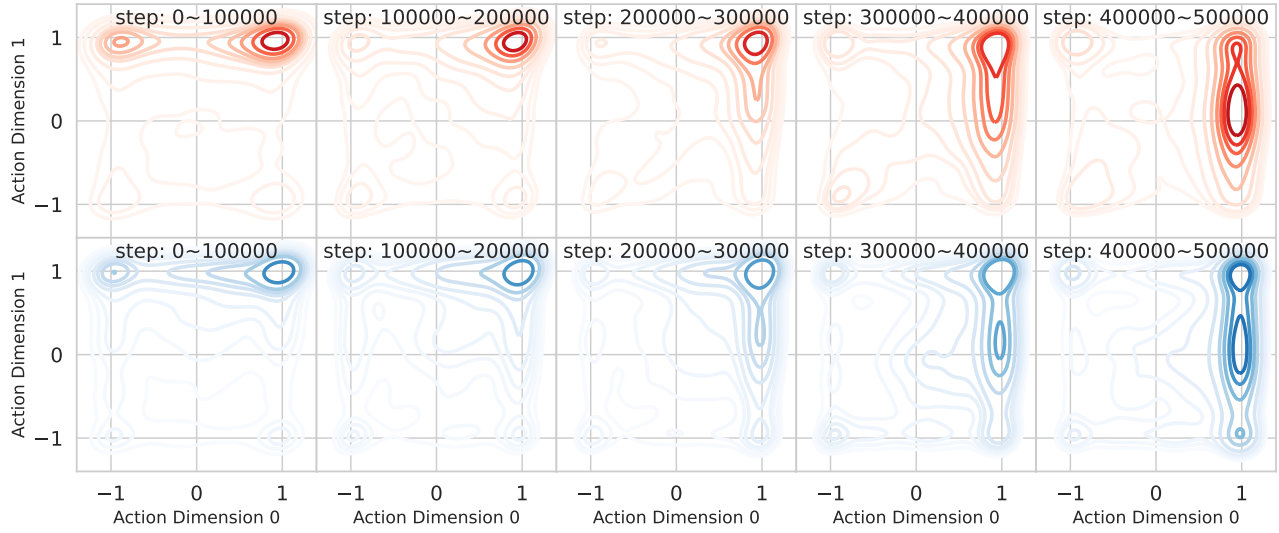


Figure 8: The distribution of the first two action dimensions during the training process. The red contour represents the current policy’s actions and the blue contour represents the corresponding evolutionary actions. The performance of the policy will gradually improve over timesteps. The action distribution plot of each column indicates a higher expected reward than the previous column. Evolutionary actions predict the action space with a higher expected reward in advance and guide the current policy to move towards there.

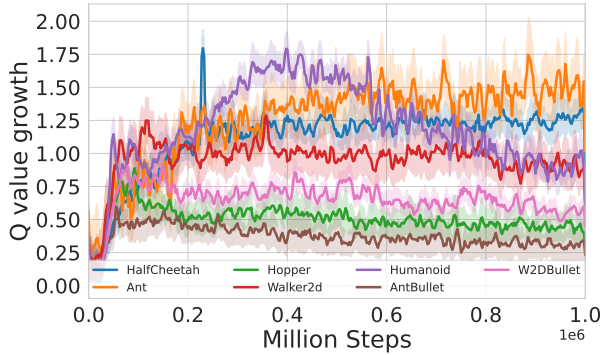


Figure 9: Increase of Q value by EAS. In the training process, the growth of Q value by EAS increases gradually and tends to be stable.

In addition, we recorded the Q value of each action and the corresponding evolutionary action throughout the training process. Figure 9 demonstrates the magnitude of the Q value growth before and after the action evolution. In the training process, the growth of Q value increases gradually and tends to be stable, which indicates EAS can provide long-term and stable guidance for the whole learning process. Besides, in the period when the learning curve rises rapidly (200,000 to 600,000 timesteps), the growth of Q value is also large. Especially in the Humanoid environment, the learning curve rises fastest during 300,000 to 400,000 timesteps while the Q value growth is also largest, which indicates that the performance improvement does come from EAS. In conclusion, with the aid of

evolutionary action gradient, we can make good use of evolutionary actions and finally play a role in the learning process.

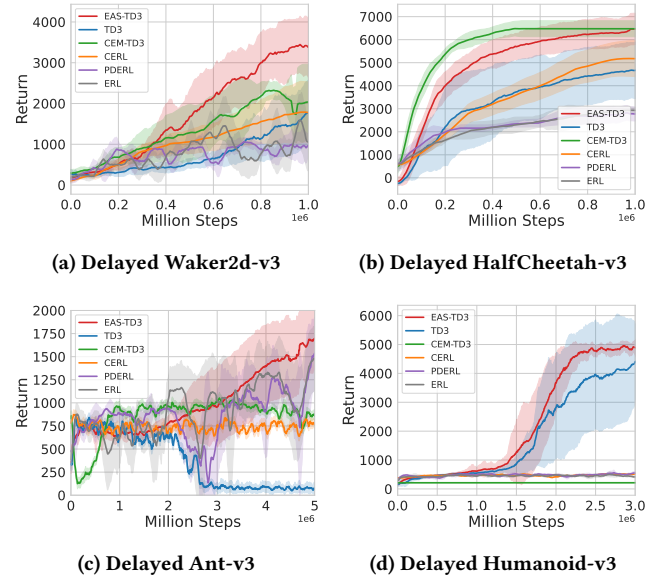


Figure 10: The learning curves in delayed environments. The shaded area represents mean \pm standard deviation over 10 runs.

4.5 Performance on Delayed Environment

To further explore the role of evolutionary action as guidance for policy learning, we conduct experiments on continuous control tasks with delayed reward signals. Specifically, we modified tasks in OpenAI gym to give a delayed cumulative reward only after every N step (or when the episode terminates). N is chosen to 20 for Walker2d and HalfCheetah and 10 for Ant and Humanoid. As the reward signal becomes sparse, the learning ability of RL algorithms will be weakened. However, EA is less affected by the sparsity of the reward, in that EA does not utilize single-step rewards as the fitness function but uses the cumulative rewards over an episode (for ERL and its variants) or Q values (for EAS). Therefore, in delayed reward environments, the contribution of EA to policy learning becomes increasingly important. Figure 10 shows the learning curves in Delayed environments. EAS-TD3 outperforms TD3 in all environments, which indicates that evolutionary actions, even in delayed reward environments, can also play a good role in promoting policy learning. Comparing ERL and its variants, EAS-TD3 outperforms all methods in most environments except for Delayed HalfCheetah-v3. These experiments further confirm the superiority of our hybrid approach. In conclusion, the policy can benefit from the promotion of evolutionary actions and exhibit better performance in both dense and delayed environments.

5 CONCLUSION AND FURTHER WORK

This paper proposes a mechanism for incorporating learning with evolution called Evolutionary Action Selection, which can apply evolution for the action chosen by the policy. Compared with other hybrid methods, our approach transforms the target of evolution from the policy network in ERL to the action and explores a novel way of combining EA and RL. A series of empirical studies have revealed that our approach can exploit EA to search for better policies and avoid the inefficiency caused by the introduction of EA. Besides, we also analyze how evolutionary actions promote policy learning. With the guidance of evolutionary actions, we train policies that substantially outperform those trained directly by TD3 and other compared methods.

Going forward, combining learning with evolution is a promising direction. We believe that our work can trigger follow-up studies to address several interesting open questions. As future work, we can integrate the idea of Quality-Diversity (QD) [10, 47], which not only evolve high-quality actions but also evolve diverse actions to deal with the environment with deceptive rewards. Moreover, EAS may be applied to discrete action space, which can evolve the softmax output of the policy network.

REFERENCES

- [1] David Ackley. 1992. Interactions between learning and evolution. *Artificial life II* (1992).
- [2] Cristian Bodnar, Ben Day, and Pietro Lió. 2020. Proximal distilled evolutionary reinforcement learning. In *Proceedings of the AAAI Conference on Artificial Intelligence*. 3283–3290.
- [3] Greg Brockman, Vicki Cheung, Ludwig Pettersson, Jonas Schneider, John Schulman, Jie Tang, and Wojciech Zaremba. 2016. Openai gym. *arXiv preprint arXiv:1606.01540* (2016).
- [4] Cameron B Browne, Edward Powley, Daniel Whitehouse, Simon M Lucas, Peter I Cowling, Philipp Rohlfshagen, Stephen Tavener, Diego Perez, Spyridon Samothrakis, and Simon Colton. 2012. A survey of monte carlo tree search methods. *IEEE Transactions on Computational Intelligence and AI in games* 4, 1 (2012), 1–43.
- [5] Noe Casas. 2017. Deep deterministic policy gradient for urban traffic light control. *arXiv preprint arXiv:1703.09035* (2017).
- [6] Xiong-Hui Chen and Yang Yu. 2019. Reinforcement learning with derivative-free exploration. In *Proceedings of the 18th International Conference on Autonomous Agents and MultiAgent Systems*. 1880–1882.
- [7] Maurice Clerc. 2010. *Particle swarm optimization*. Vol. 93. John Wiley & Sons.
- [8] Cédric Colas, Olivier Sigaud, and Pierre-Yves Oudeyer. 2018. GEP-PG: Decoupling exploration and exploitation in deep reinforcement learning algorithms. In *International conference on machine learning*. PMLR, 1039–1048.
- [9] Erwin Coumans and Yunfei Bai. 2016–2021. PyBullet, a Python module for physics simulation for games, robotics and machine learning. <http://pybullet.org>.
- [10] Antoine Cully, Jeff Clune, Danesh Tarapore, and Jean-Baptiste Mouret. 2015. Robots that can adapt like animals. *Nature* 521, 7553 (2015), 503–507.
- [11] Pieter-Tjerk De Boer, Dirk P Kroese, Shie Mannor, and Reuven Y Rubinstein. 2005. A tutorial on the cross-entropy method. *Annals of operations research* 134, 1 (2005), 19–67.
- [12] Scott Fujimoto, Herke Hoof, and David Meger. 2018. Addressing function approximation error in actor-critic methods. In *International Conference on Machine Learning*. PMLR, 1587–1596.
- [13] Tanmay Gangwani, Qiang Liu, and Jian Peng. 2018. Learning self-imitating diverse policies. *arXiv preprint arXiv:1805.10309* (2018).
- [14] Tanmay Gangwani and Jian Peng. 2017. Policy optimization by genetic distillation. *arXiv preprint arXiv:1711.01012* (2017).
- [15] Vinicius G Goecks, Gregory M Gremillion, Vernon J Lawhern, John Valasek, and Nicholas R Waytowich. 2019. Integrating behavior cloning and reinforcement learning for improved performance in dense and sparse reward environments. *arXiv preprint arXiv:1910.04281* (2019).
- [16] John J Grefenstette, David E Moriarty, and Alan C Schultz. 2011. Evolutionary algorithms for reinforcement learning. *arXiv e-prints* (2011), arXiv–1106.
- [17] Tuomas Haarnoja, Aurick Zhou, Kristian Hartikainen, George Tucker, Sehoon Ha, Jie Tan, Vikash Kumar, Henry Zhu, Abhishek Gupta, Pieter Abbeel, et al. 2018. Soft actor-critic algorithms and applications. *arXiv preprint arXiv:1812.05905* (2018).
- [18] Rania Hassan, Babak Cohan, Olivier De Weck, and Gerhard Venter. 2005. A comparison of particle swarm optimization and the genetic algorithm. In *46th AIAA/ASME/ASCE/AHS/ASC structures, structural dynamics and materials conference*. 1897.
- [19] Todd Hester, Matej Vecerik, Olivier Pietquin, Marc Lanctot, Tom Schaul, Bilal Piot, Dan Horgan, John Quan, Andrew Sendonaris, Ian Osband, et al. 2018. Deep q-learning from demonstrations. In *Thirty-second AAAI conference on artificial intelligence*.
- [20] Yi-Qi Hu, Hong Qian, and Yang Yu. 2017. Sequential classification-based optimization for direct policy search. In *Proceedings of the AAAI Conference on Artificial Intelligence*, Vol. 31.
- [21] Whiyoung Jung, Giseung Park, and Youngchul Sung. 2020. Population-Guided Parallel Policy Search for Reinforcement Learning. In *International Conference on Learning Representations*.
- [22] James Kennedy and Russell Eberhart. 1995. Particle swarm optimization. In *Proceedings of ICNN’95-international conference on neural networks*, Vol. 4. IEEE, 1942–1948.
- [23] Shauharda Khadka, Somdeb Majumdar, Tarek Nassar, Zach Dwiell, Evren Tumer, Santiago Miret, Yinyin Liu, and Kagan Tumer. 2019. Collaborative evolutionary reinforcement learning. In *International Conference on Machine Learning*. PMLR, 3341–3350.
- [24] Shauharda Khadka and Kagan Tumer. 2018. Evolution-guided policy gradient in reinforcement learning. In *Proceedings of the 32nd International Conference on Neural Information Processing Systems*. 1196–1208.
- [25] Namyoung Kim, Hyunsuk Baek, and Hayong Shin. 2021. PGPS : Coupling Policy Gradient with Population-based Search. <https://openreview.net/forum?id=PeT5p3ocagr>.
- [26] Vijay R Konda and John N Tsitsiklis. 2000. Actor-critic algorithms. In *Advances in neural information processing systems*. 1008–1014.
- [27] Kyunghyun Lee, Byeong-Uk Lee, Ukcheol Shin, and In So Kweon. 2020. An Efficient Asynchronous Method for Integrating Evolutionary and Gradient-based Policy Search. *arXiv preprint arXiv:2012.05417* (2020).
- [28] Timothy P Lillicrap, Jonathan J Hunt, Alexander Pritzel, Nicolas Heess, Tom Erez, Yuval Tassa, David Silver, and Daan Wierstra. 2015. Continuous control with deep reinforcement learning. *arXiv preprint arXiv:1509.02971* (2015).
- [29] Pablo Ribalta Lorenzo, Jakub Nalepa, Luciano Sanchez Ramos, and José Ranilla Pastor. 2017. Hyper-parameter selection in deep neural networks using parallel particle swarm optimization. In *Proceedings of the Genetic and Evolutionary Computation Conference Companion*. 1864–1871.
- [30] Sha Luo, Hamidreza Kasaei, and Lambert Schomaker. 2021. Self-Imitation Learning by Planning. *arXiv preprint arXiv:2103.13834* (2021).
- [31] Amjad Yousef Majid, Serge Saaybi, Tomas van Rietbergen, Vincent Francois-Lavet, R Venkatesha Prasad, and Chris Verhoeven. 2021. Deep Reinforcement Learning Versus Evolution Strategies: A Comparative Survey. *arXiv preprint arXiv:2110.01411* (2021).

- [32] Enrico Marchesini, Davide Corsi, and Alessandro Farinelli. 2021. Genetic Soft Updates for Policy Evolution in Deep Reinforcement Learning. In *International Conference on Learning Representations*.
- [33] Melanie Mitchell. 1998. *An introduction to genetic algorithms*. MIT press.
- [34] Volodymyr Mnih, Koray Kavukcuoglu, David Silver, Alex Graves, Ioannis Antonoglou, Daan Wierstra, and Martin Riedmiller. 2013. Playing atari with deep reinforcement learning. *arXiv preprint arXiv:1312.5602* (2013).
- [35] Volodymyr Mnih, Koray Kavukcuoglu, David Silver, Andrei A Rusu, Joel Veness, Marc G Bellemare, Alex Graves, Martin Riedmiller, Andreas K Fidjeland, Georg Ostrovski, et al. 2015. Human-level control through deep reinforcement learning. *nature* 518, 7540 (2015), 529–533.
- [36] Fahd Mohsen, Mohiy M Hadhoud, Kamel Moustafa, and Khalid Ameen. 2012. A new image segmentation method based on particle swarm optimization. *Int. Arab J. Inf. Technol.* 9, 5 (2012), 487–493.
- [37] David E Moriarty, Alan C Schultz, and John J Grefenstette. 1999. Evolutionary algorithms for reinforcement learning. *Journal of Artificial Intelligence Research* 11 (1999), 241–276.
- [38] Ashvin Nair, Bob McGrew, Marcin Andrychowicz, Wojciech Zaremba, and Pieter Abbeel. 2018. Overcoming exploration in reinforcement learning with demonstrations. In *2018 IEEE International Conference on Robotics and Automation (ICRA)*. IEEE, 6292–6299.
- [39] Hai Nguyen and Hung La. 2019. Review of deep reinforcement learning for robot manipulation. In *2019 Third IEEE International Conference on Robotic Computing (IRC)*. IEEE, 590–595.
- [40] Junhyuk Oh. 2018. Open-source implementation for SIL. <https://github.com/junhyukoh/self-imitation-learning>.
- [41] Junhyuk Oh, Yijie Guo, Satinder Singh, and Honglak Lee. 2018. Self-imitation learning. In *International Conference on Machine Learning*. PMLR, 3878–3887.
- [42] Mahamed GH Omran, Ayed Salman, and Andries P Engelbrecht. 2006. Dynamic clustering using particle swarm optimization with application in image segmentation. *Pattern Analysis and Applications* 8, 4 (2006), 332–344.
- [43] Thomas Pierrot, Valentin Macé, Geoffrey Cideron, Karim Beguir, Antoine Cully, Olivier Sigaud, and Nicolas Perrin. 2021. Diversity Policy Gradient for Sample Efficient Quality-Diversity Optimization. *arXiv preprint arXiv:2006.08505* (2021).
- [44] Pourchot. 2018. Open-source implementation for CEM-RL. <https://github.com/apourchot/CEM-RL>.
- [45] Pourchot. 2019. Open-source implementation for PDERL. <https://github.com/crisbodnar/pderl>.
- [46] Aloïs Pourchot and Olivier Sigaud. 2019. CEM-RL: Combining evolutionary and gradient-based methods for policy search. In *International Conference on Learning Representations*.
- [47] Justin K Pugh, Lisa B Soros, and Kenneth O Stanley. 2016. Quality diversity: A new frontier for evolutionary computation. *Frontiers in Robotics and AI* 3 (2016), 40.
- [48] Hong Qian and Yang Yu. 2021. Derivative-free reinforcement learning: A review. *arXiv preprint arXiv:2102.05710* (2021).
- [49] Tim Salimans, Jonathan Ho, Xi Chen, Szymon Sidor, and Ilya Sutskever. 2017. Evolution strategies as a scalable alternative to reinforcement learning. *arXiv preprint arXiv:1703.03864* (2017).
- [50] John Schulman, Filip Wolski, Prafulla Dhariwal, Alec Radford, and Oleg Klimov. 2017. Proximal policy optimization algorithms. *arXiv preprint arXiv:1707.06347* (2017).
- [51] S.Fujimoto. 2018. Open-source implementation for TD3. <https://github.com/sfujim/TD3>.
- [52] David Silver, Aja Huang, Chris J Maddison, Arthur Guez, Laurent Sifre, George Van Den Driessche, Julian Schrittwieser, Ioannis Antonoglou, Veda Panneershelvam, Marc Lanctot, et al. 2016. Mastering the game of Go with deep neural networks and tree search. *nature* 529, 7587 (2016), 484–489.
- [53] David Silver, Guy Lever, Nicolas Heess, Thomas Degris, Daan Wierstra, and Martin Riedmiller. 2014. Deterministic policy gradient algorithms. In *International conference on machine learning*. PMLR, 387–395.
- [54] Felipe Petroski Such, Vashisht Madhavan, Edoardo Conti, Joel Lehman, Kenneth O Stanley, and Jeff Clune. 2017. Deep neuroevolution: Genetic algorithms are a competitive alternative for training deep neural networks for reinforcement learning. *arXiv preprint arXiv:1712.06567* (2017).
- [55] George Tambouratzis. 2016. Applying PSO to natural language processing tasks: Optimizing the identification of syntactic phrases. In *2016 IEEE Congress on Evolutionary Computation (CEC)*. IEEE, 1831–1838.
- [56] Emanuel Todorov, Tom Erez, and Yuval Tassa. 2012. Mujoco: A physics engine for model-based control. In *2012 IEEE/RSJ International Conference on Intelligent Robots and Systems*. IEEE, 5026–5033.
- [57] Peter Turney, Darrell Whitley, and Russell W. Anderson. 1996. Evolution, Learning, and Instinct: 100 Years of the Baldwin Effect. *Evol. Comput.* 4, 3 (sep 1996), iv–viii. <https://doi.org/10.1162/evco.1996.4.3.iv>
- [58] Mel Vecerik, Todd Hester, Jonathan Scholz, Fumin Wang, Olivier Pietquin, Bilal Piot, Nicolas Heess, Thomas Rothörl, Thomas Lampe, and Martin Riedmiller. 2017. Leveraging demonstrations for deep reinforcement learning on robotics problems with sparse rewards. *arXiv preprint arXiv:1707.08817* (2017).
- [59] Dongshu Wang, Dapei Tan, and Lei Liu. 2018. Particle swarm optimization algorithm: an overview. *Soft Computing* 22, 2 (2018), 387–408.
- [60] Christopher JCH Watkins and Peter Dayan. 1992. Q-learning. *Machine learning* 8, 3-4 (1992), 279–292.
- [61] Shimon Whiteson. 2006. Evolutionary function approximation for reinforcement learning. *Journal of Machine Learning Research* 7 (2006).
- [62] Fei Ye. 2017. Particle swarm optimization-based automatic parameter selection for deep neural networks and its applications in large-scale and high-dimensional data. *PLoS one* 12, 12 (2017), e0188746.
- [63] Yuan Zang, Fanchao Qi, Chenghao Yang, Zhiyuan Liu, Meng Zhang, Qun Liu, and Maosong Sun. 2019. Word-level textual adversarial attacking as combinatorial optimization. *arXiv preprint arXiv:1910.12196* (2019).
- [64] Zeyu Zheng, Junhyuk Oh, and Satinder Singh. 2018. On learning intrinsic rewards for policy gradient methods. *arXiv preprint arXiv:1804.06459* (2018).