

Latency Adjustable Transformer Encoder for Language Understanding

Sajjad Kachuee, Mohammad Sharifkhani
 Department of Electrical Engineering
 Sharif University of Technology

Abstract—Adjusting the latency, power, and accuracy of natural language understanding models is a desirable objective of an efficient architecture. This paper proposes an efficient Transformer architecture that adjusts the inference computational cost adaptively with a desired inference latency speedup. In fine-tuning phase, the proposed method detects less important hidden sequence elements (word-vectors) and eliminates them in each encoder layer using a proposed Attention Context Contribution (ACC) metric. After the fine-tuning phase, with the novel offline-tuning property, the inference latency of the model can be adjusted in a wide range of inference speedup selections without any further training. The proposed method is applied to the BERT_{base}, GPT-2 and Flan-T5 models for evaluation. Extensive experiments show that most of the word-vectors in higher Transformer layers have less contribution to the subsequent layers; hence, they can be eliminated to improve the inference latency. Experimental results on extensive sentiment analysis, classification, text generation tasks and regression benchmarks like GLUE showed that the method is effective in various datasets with minimal impact on the input’s global context. The method was also evaluated under the instruction tuning paradigm, and its performance was measured using different types of prompting. The proposed method mathematically and experimentally improves the inference latency of BERT_{base} and GPT-2 by up to 4.8 and 3.72 times with less than 0.75% accuracy drop and passable perplexity on average. The suggested approach posits that in Large Language Models (LLMs), although the complete network is necessary for training, it can be truncated during the fine-tuning phase.

Index Terms—Word-vector elimination profile, attention context contribution (ACC), offline-tuning, latency adjustable.

I. INTRODUCTION

Recently, Transformer [1] based architectures achieved remarkable success in various Natural Language Processing (NLP) tasks. However, the training difficulty, inference latency, and small size of available datasets are the main concerns with using these models in real applications [2]. Fine-tuning a pre-trained language model on downstream tasks mitigates some of these concerns, including training effort and dataset size. GPT [3], BERT [4], and XLNet [5] are examples of recent state-of-the-art pre-trained language models. The number of parameters in these models is more than hundreds of millions. Hence, the computational complexity bears billions of Floating Point Operations (FLOPs) for processing a single sample. In some cases, the inference phase computational effort is beyond the ability of resource-limited systems such as edge devices. Therefore, baseline Transformer models cause unacceptable latency and energy usage limitations in such devices.

One of the most effective pre-trained language models is Bidirectional Encoder Representations from Transformers (BERT) [4], which has multi-layer Transformer-based architecture. BERT_{base} consists of an embedding layer and 12 stacked encoder layers. Each encoder contains an attention layer with 12 heads and multiple fully connected layers. There are about 110M parameters in BERT_{base} model, the pre-training of which has taken 79 hours on 64 Tesla V100 GPUs [2].

In the realm of Deep Neural Networks (DNNs) optimization, diverse methods have been proposed to enhance speed and reduce power consumption. This is crucial for applications such as extending battery life and enabling powerful tasks on small devices. The approaches can be categorized into pruning, removing unnecessary parts; quantization, simplifying numerical usage; Knowledge Distillation, simplifying based on a complex model; parameter-sharing, using the same information across components; tensor decomposition, breaking down data structures; and sub-quadratic complexity transformers [6].

This study introduces an innovative attention layer designed to enhance the efficiency of inference stages in Transformer-based models with an adjustable approach. The suggested method involves a sorting and elimination process for hidden sequence elements (word-vectors), resulting in a reduction of effective word-vectors in each layer and a decrease in the number of Floating Point Operations (FLOPs). The primary contributions of this research can be summarized as follows:

- The novel structure and tuning policy are proposed to speed up the inference times with negligible accuracy degradation.
- A new Attention Context Contribution (ACC) metric is proposed to observe the context contribution in each attention layer. It is shown that the context contribution is decreased at the last encoder layers significantly.
- An accurate analytical inference speedup estimation is presented for the proposed method that helps a system designer determine the hyper-parameter selection at the fine-tuning phase.
- Offline-tuning property that adjusts the inference latency after the fine-tuning phase. This property controls the trade-off between latency and accuracy in a wide range of inference speedup selections without requiring additional training.
- The proposed approach can be applied to diverse encoder and decoder Transformer-based architectures and

preserves the input’s global context.

II. RELATED WORKS

Pruning-based methodologies have been extensively explored in the existing body of literature, with categorizations based on distinct pruning approaches. In weight pruning methods, the model’s weights are systematically pruned according to a predetermined threshold [7]–[10]. Head and channel pruning methods extend their scope by entirely excising a channel or head of the network [11]–[21]. Layer and block pruning strategies [22]–[24], involve the targeted removal of entire layers or blocks within the network. Token and word-vector pruning methods, adopting a more fine-grained approach, focus on the selective removal of specific tokens or word-vectors within the model [25]–[27]. This classification clarifies the various approaches taken in the pruning paradigm, each playing a unique role in achieving the overall goal of optimizing networks.

A. Weight Pruning

In [28], the magnitude weight pruning method is applied to BERT and shows that the model can be pruned once during pre-training rather than separately for each task without affecting performance. Reweighted Proximal Pruning (RPP) has introduced a pruning method specifically designed for a large-scale language representation model that is much better than typical iterative pruning. This approach yields a sparse version of BERT [29]. Transformer mixed-length vector pruning (TF-MVP) examines the sparsity patterns in pruned Transformers and introduces the TF-MVP architecture using the mixed-length vector pruning (MVP) technique [30]. While TF-MVP achieves a pruning ratio of approximately 70%, there is a notable decline in accuracy. In [31], the model weights are encouraged to be zero with the L0 regularization term.

B. Head/Channel Pruning

A parameter reduction method was proposed by identifying the most critical heads in each encoder layer using layer-wise relevance propagation and pruning the redundant heads [32]. It showed that the earlier encoder layer’s heads are much more critical than the last. Moreover, in [33], it is shown that around 17% of attention heads can be removed at the test time without significantly impacting inference performance. In [34], a rapid post-training pruning framework tailored for Transformers is introduced. This framework involves three key fine-tuning stages: mask search, mask rearrangement, and mask tuning. Notably, the method obviates the necessity for any retraining, presenting an efficient approach to achieve model compression in the Transformer architecture.

C. Layer/Block Pruning

A progressive layer-dropping at the pre-training phase of BERT architecture offers up to 2.5 times speedup at the inference phase with more knowledge transferability and better generalization on downstream tasks [35]. FastBERT is proposed with adaptive inference time in which the model uses

a sufficient number of encoder layers based on the inference certainty of a sample [36]. It dynamically adjusts the number of active layers to reduce the overall computational effort. ELBERT proposed the Confidence-Window Based Early Exit mechanism, improving the ALBERT inference speed [37]. In [38], it is experimentally shown that using all layers of a pre-trained model in downstream tasks is unnecessary. Studying various layer-dropping strategies shows that many model weights are not necessary. LayerDrop introduced a type of structured dropout that imparts regularization benefits during the training process and enables effective pruning at inference time, resulting in the removal of approximately half of the Transformer layers [39].

D. Token/Word-Vector Pruning

PoWER-BERT proposes a word-vector elimination method that eliminates redundant word-vectors [25]. A supplement learnable layer is added between each encoder self-attention and feed-forward layer, and an additional loss function term is used to train these supplement parameters. PoWER-BERT training consists of 3 steps “fine-tuning, elimination configuration search, and re-training” [25]. Funnel-Transformer is inspired by U-net from computer vision [40]. It improves the Transformer architecture by inserting a pooling layer in each self-attention layer [26]. Funnel-Transformer compresses the sequence of hidden states to a shorter one and reduces the computation cost. Learned Token Pruning (LTP) adaptively removes unimportant tokens as an input sequence passes through transformer layers [27]. LTP is applied to RoBERTa [41], which results in up to 2.0 times throughput improvement with less than 1% accuracy drop.

In STTABT [42], the impact of token pruning on later layers’ attentions and on final predictions is studied. The study shows that the proposed attention back-tracking allows the model to better retain the full model’s performance even at high sparsity rates. Conversely, since in the self-attention architecture all input elements contribute to the formation of each attention output, it can be stated that in the word-vector pruning procedure, no independent concept is discarded. In the subsequent layers, every concept retains the ability to expand and influence the outputs and model predictions. Additionally, STTABT prunes tokens based on a lightweight attention approximation network trained with knowledge distillation, which adds extra training and inference overhead.

In [43], a learnable mechanism is employed to determine which uninformative tokens can be dropped from the context at any point during the generation process. In [44], the model leverages an asymmetric attention mechanism to iteratively distill inputs into a tight latent bottleneck, allowing it to scale to handle very large inputs.

E. Non-Pruning Methods

ALBERT is a lighter version of BERT model [45]. It uses cross-layer weight sharing and a modified embedding layer structure, making the embedding size independent of the encoder’s hidden size. Moreover, the new Sentence Order Prediction (SOP) task is utilized in the pre-training phase instead

of the Next Sentence Prediction task. ALBERT reports state-of-the-art results with its parameter reduction and modified pre-training policy. ALBERT is nine times smaller and 1.2 times faster than BERT_{base}, with less than 2.5% on average accuracy drop. ALBERT is an example of the parameter-sharing technique.

DistilBERT [46], TinyBERT [47] and MobileBERT [48] use the knowledge distillation technique during the pre-training and offer up to 5.5 times faster inference on downstream tasks than BERT_{base}. In [49] a Self-Distillation (SD) mechanism obtains high-accuracy models directly without going through an assistive model. The main concerns with these methods are the pre-training effort of the model from scratch, extra training steps, and significant accuracy degradation.

In [50], the authors propose sufficient conditions under which they prove that a sparse attention model can universally approximate any sequence-to-sequence function. They show that sparse Transformers with only \mathcal{O}_n connections per attention layer can approximate the same function class as the dense model with n^2 connections. Consequently, in recent years, many works [51]–[57] have proposed methods that aim to reduce the complexity of the attention mechanism from $\mathcal{O}(N^2)$ to $\mathcal{O}(N)$, where N is the sequence length.

Low-Rank Adaptation (LoRA) involves the freezing of weights in the pre-trained model, and during the fine-tuning phase, it introduces trainable rank decomposition matrices into each layer of the Transformer architecture [58]. LoRA enhances the efficiency of memory usage during the training phase by up to 3 times, but it does not confer any advantages during the inference phase. QLoRA improves over LoRA by quantizing the transformer model to 4-bit precision and using paged optimizers to handle memory spikes [59]. LQ-LoRA uses an iterative algorithm to decompose each pre-trained matrix into a high-precision low-rank component and a memory-efficient quantized component [60].

The previous works are trying to reduce the model size and inference latency. These works show that significant part computations in the models appear unnecessary, and models with less computational complexity can be obtained from the original ones. The main drawbacks of these methods are pre-training from scratch, multi-phase fine-tuning, and significant inference accuracy drop. In these methods, the inference speedup is set in the fine-tuning phase, and the achieved speedup is fixed in the inference phase. The proposed method tries to mitigate the previous drawbacks. It presents the powerful offline-tuning mechanism that controls the inference speedup of the model after the fine-tuning phase.

The impact of the speedup methods on the model stability and the input’s global context understanding is an important concern that must be studied in methods evaluations. Backpack learns multiple non-contextual sense vectors for each word in a vocabulary and represents a word in a sequence as a context-dependent, non-negative linear combination of sense vectors in this sequence [61]. The Backpack Model shows that each word in the input sequence can be interpreted as a sense vector that encodes different aspects of a word which is very sensitive. A good practice for assessing the performance of a method is evaluating it in a more complex task, like text

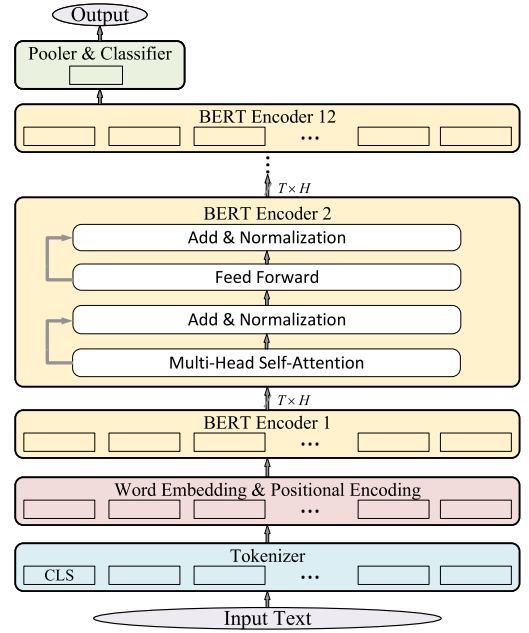


Fig. 1. BERT_{base} [4] architecture with output layers

generation tasks that inspect the model proficiency. Therefore the proposed method is applied to the GPT-2 model beside the BERT_{base} model and evaluated on several text generation tasks.

III. PROPOSED METHOD

This Section presents details of the proposed method and the analysis and reasoning behind the method. Section III-A presents the preliminary background of the BERT_{base} architecture, and Section III-B analyzes the FLOPs in the BERT_{base} model. The proposed encoder layer is based on an insight into the amount of the contribution of word-vectors at different layers, which is considered in Section III-C. In Section III-D, the proposed architecture is investigated in detail. In Section III-E, the proposed method is extended to decoder architecture and applied to the GPT-2 model.

A. Background

Fig. 1 shows BERT_{base} model architecture and output classifier. The input sentence goes through the tokenizer layer and embedding layer. Then the context is fed into 12 cascaded encoder layers to be processed. The pooler and classifier layers are added in the last layer to perform proper output for the desired task. In the figure, T and H are the numbers of input word-vectors and the hidden state vector size, respectively. Each encoder consists of a Bidirectional Multi-Head Self-Attention layer and a Feed-Forward layer with several tensor multiplications. The residual branches and normalization layers increase the training stability.

B. BERT FLOPs Analysis

Table I shows the estimated FLOPs of BERT_{base} at different layers. The amount of FLOPs is estimated based on the

TABLE I
BERT_{base} FLOPS STUDY

Layer	Sub-layer	FLOPs Estimation ^a	FLOPs Estimation	FLOPs Share ^b	Latency Share ^c
Embedding	Word-embeddings	0			
	Position-embeddings	0	$7TH$	0.003%	0.2%
	Layer-normalization	$7TH$			
Encoder (12 layers)	Attention-self	$6LTH^2 + 2HTL^2$	$6LTH^2 + 2HTL^2$	25.1%	99.8%
	Attention-output	$2LTH^2$	$18LTH^2$	74.9%	
	Intermediate Output	$8LTH^2$			
Classifier	Pooler	$2H^2$	$2H^2$	0.0013%	0.036%
	Output	$2HN$			

^a T = number of input tokens, L = number of encoder layers, H = hidden state size and N = number of output labels

^b With $T = 512$, $L = 12$, $H = 768$ and $N = 2$

^c IMDB [62] dataset average relative inference time latency.

number of input tokens (T), the number of encoder layers (L), the hidden state size (H), and the number of output labels (N).

As shown in the table, for a typical case¹, almost all of the BERT_{base} FLOPs occur in encoder layers. About 25% of FLOPs are in the self-attention layers, and the rest are in feed-forward layers. The experimental results confirm the estimations and show that about 99.8% of the computational complexity is at the encoder layers.

The inference latency and computational effort are directly related to the number of FLOPs. As a result, reducing the number of FLOPs at the encoder layers reduces the total number of FLOPs and inference latency.

C. Attention Context Contribution (ACC) metric

The context contribution of word-vectors at each self-attention layer is studied in this Section to find more important word-vectors at each encoder layer. For a given encoder layer, the Attention Context Contribution (ACC) metric measures the contribution of word-vectors in the layer’s output. This metric is derived from a Score Vector (SV) to find more important word-vectors in each layer. For a given layer, the SV indicates the contribution of each input word-vector to the output of the attention layer.

Fig. 2 illustrates the calculation of the Score Vector based on the attention probability matrix. Fig. 2 (left) shows the attention probability matrix of BERT_{base} model. The rows of this matrix are normalized to one. By averaging the attention probability matrix over the heads, the aggregated probability matrix is resulted, Fig. 2 (center). The SV results from the sum of this matrix along the unnormalized dimension as shown in Fig. 2 (right). The SV elements with higher score values correspond to the word-vectors that contribute more to the layer output.

Fig. 3 illustrates BERT_{base} SV results on the IMDB sentiment analysis task [62] for an input sample. As shown in earlier encoder layers, the SV values approximately have uniform distributions, and in the last encoder layers, the distribution of SV values changes to approximately δ distribution. The distribution of SV values in the last layers indicates that the

concentration of scores is high on a few word-vectors and others have less contribution to the self-attention layer output.

The SV elements are positive and with an average of one. So, the median of SV is bounded. Suppose the median of the SV is lower than its average. In that case, more than half of the elements are lower than the average value, and only a few are higher than the average value. It suggests that most of the word-vectors do not bear enough contribution to the layer output, and only a few word-vectors influence the final result of the layer. The median of the Score Vector is interpreted as the proposed Attention Context Contribution metric.

The ACC metric calculation is explained in Algorithm. 1. The algorithm inputs are BERT encoder word-vectors and the model parameters. The algorithm output is the ACC metric vector that suggests the contribution of the word-vectors in each encoder self-attention layer. For encoder layer l , the first step is to prepare the pre-computed self-attention probability matrix; M_{Att}^l . Then the average of this matrix over its heads is computed; M_H^l . In the next step, the resulting matrix’s summation over its unnormalized dimension is computed; M_S^l . This matrix is the Score Vector. Attention Context Contribution of the layer (E_{ACC}^l) is the median of the Score Vector.

Fig. 4 shows the ACC metric for BERT_{base} encoder layers on IMDB [62] dataset and several General Language Understanding Evaluation (GLUE) [63] benchmark tasks. The fitted curve to the ACC metric results shows that the ACC metric is reduced at later layers gradually. It indicates that the fraction of the word-vectors that contribute more in the last layers is less in those layers; hence more word-vectors can be eliminated. By eliminating less important word-vectors in each layer, the processed word-vectors are decreased gradually, and the inference time of the model is decreased.

As shown in Fig. 4, the behavior of the ACC metric strongly correlates with the intricate specifications inherent in each task. The ACC results consistently exhibit a monotonic decrease with the layer number, except in the case of the SST-2 [64] dataset, where unexpected behavior is observed. Notably, the SST-2 dataset, centered around sentiment analysis of movie reviews, shares a strong resemblance to the IMDB dataset. A comparative analysis of the ACC curves for SST-2 and IMDB reveals a notable disparity, primarily associated with the length

¹ $T = 512$, $L = 12$, $H = 768$ and $N = 2$

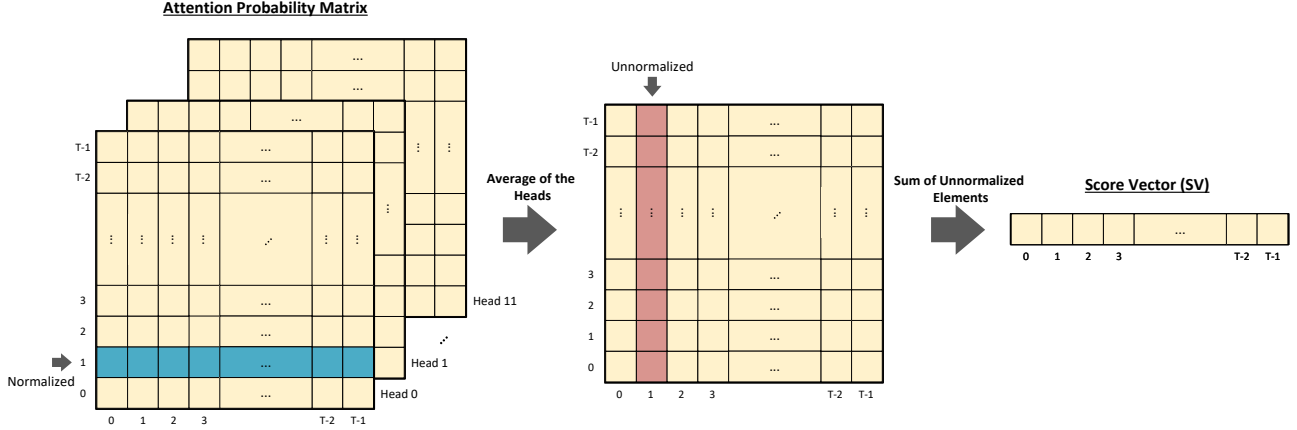


Fig. 2. Obtaining Score Vector (SV) from Attention Probability Matrix in a given BERT [4] encoder layer

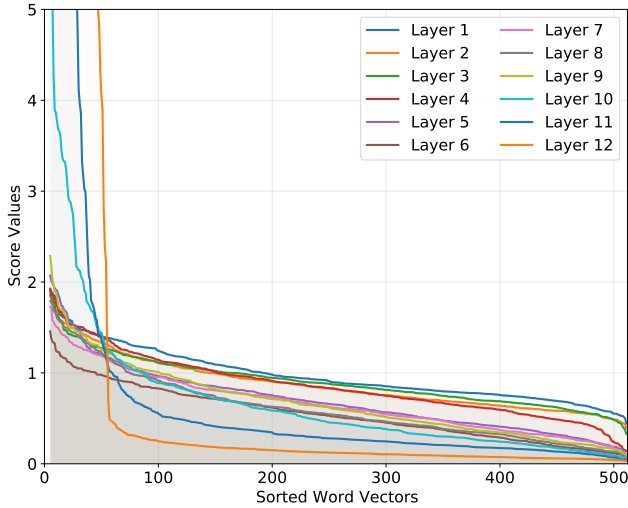


Fig. 3. BERT_{base} [4] Score Vector (SV) results on the IMDB sentiment analysis task [62]

of input sequences. Specifically, in the IMDB dataset, the majority of samples consist of around 512 tokens; conversely, in the SST-2 dataset, the majority of samples feature fewer than 50 tokens. It can be inferred that the limited number of input tokens leads to an undesired sensitivity to word-vectors, and in such cases, some word-vectors are revived through residual branches.

D. Proposed Architecture

According to the discussion in Section III-B, almost all latency due to the FLOPs occur in the encoder layers. In addition, according to the observation in Section III-C, the word-vector contribution in the encoder decreases at later layers. Based on these observations, this Section proposes the details of the proposed architecture.

The proposed method is applied to the BERT_{base} model for explanation and evaluation. The proposed architecture is the

Algorithm 1 Attention Context Contribution (ACC) metric

Input: Encoder inputs $\in R^{LTH}$ & fine-tuned BERT
 $\{T = \text{number of input word-vectors}, L = \text{number of encoder layers}, H = \text{hidden state size}\}$

Output: ACC vector: $E_{ACC} \in R^L$

Initialisation:

1: $E_{ACC} = [\emptyset]$

LOOP Process

2: **for** encoder l in *Encoders* **do**

3: $M_{Att}^l \leftarrow$ Self-Attention Probability Matrix $\in R^{HTT}$

4: $M_H^l \leftarrow$ Mean of M_{Att}^l over heads $\in R^{TT}$

5: $M_S^l \leftarrow$ Sum of M_H^l over unnormalized dimension $\in R^T$

6: $E_{ACC}^l \leftarrow$ Median of M_S^l (Score Vector) $\in R$

7: Append E_{ACC}^l to E_{ACC}

8: **end for**

9: **return** E_{ACC}

same as the original BERT with a modified multi-head self-attention layer. Fig. 5 illustrates the proposed multi-head self-attention layer. The proposed architecture adds the Sort and Eliminate layers in the middle of the original BERT multi-head self-attention layer. The Sort layer sorts the input context according to the computed layer Score Vector. The Eliminate layer eliminates a fraction of the sorted context with lower scores according to the Elimination-Rate (α_{ER}).

α_{ER} is a hyper-parameter vector that sets the fraction of word-vectors that is eliminated in each encoder layer. For layer l , α_{ER}^l is the word-vector Elimination Rate obtained from the pre-computed Elimination-Profile (α_{EP}) vector and a pre-specified Speedup-Coefficient hyper-parameter (α_{SC}). α_{SC} adjusts the trade-off between accuracy and speed in fine-tuning and offline-tuning phases.

$$\alpha_{ER}^l = \alpha_{EP}^l \times \alpha_{SC} \quad (1)$$

α_{EP}^l is obtained from the fitted curve to the ACC metric (red lines in Fig. 4) at layer l . In some tasks, the ACC

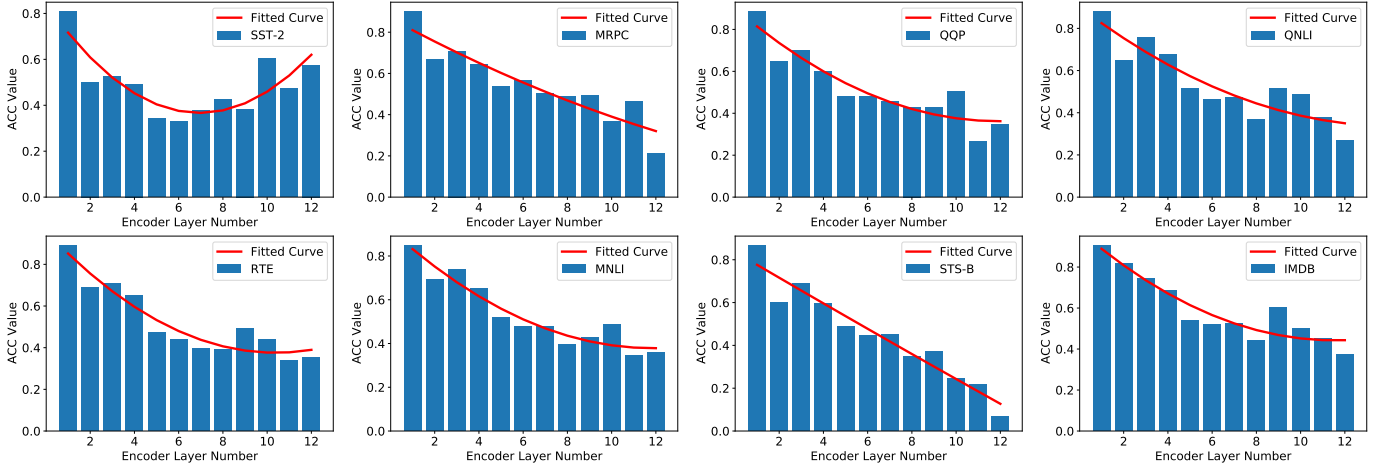


Fig. 4. BERT_{base} [4] Encoder Attention Context Contribution (ACC) metric results (blue bars) and second degree fitted curves (red lines) on SST-2 [64], MRPC [65], QQP [66], QNLI [67], RTE [68], MNLI [69], STS-B [70] and IMDB [62] tasks.

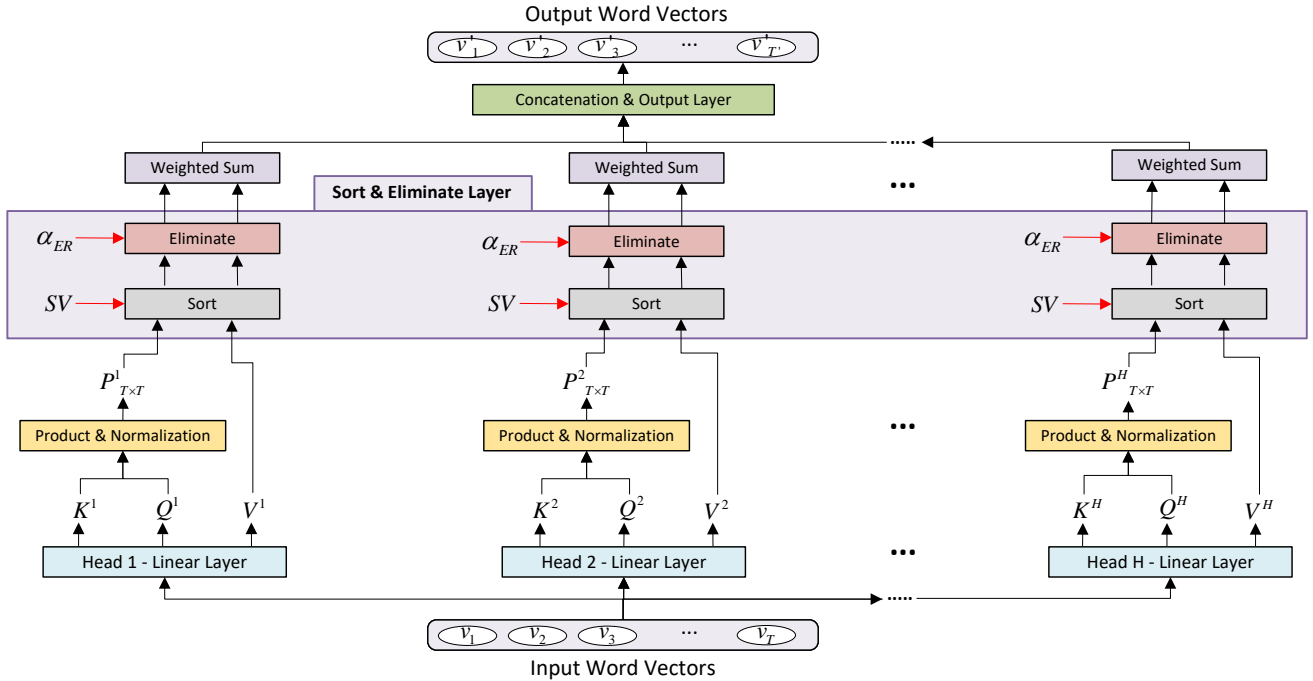


Fig. 5. The proposed self-attention layer

values of layers are not smooth. To increase stability and prevent applying stress to the model in fine-tuning phase, in the proposed formulation, instead of ACC metric values (E_{ACC}), the fitted curve to the ACC metric (P_{ACC}) is used that presents a more smooth elimination trend. It is important to note that when an increasing behavior of the ACC value occurs in a layer, the elimination process is halted, and the remaining layers proceed using a fixed number of retained word-vectors. In (2), the α_{EP} lower bound is set to one to ensure a monotonic descending shape of this hyper-parameter curve. This adaptive approach guarantees the preservation of crucial information and mitigates the impact of unexpected

ACC behavior on subsequent layers.

$$\alpha_{EP}^l = \min\left(1, \frac{P_{ACC}^l}{P_{ACC}^{l-1}}\right) \quad (2)$$

The number of remaining word-vectors in each encoder layer is calculated according to the number of the layer input word-vectors and the α_{EP} hyper-parameter. Equation (3) presents the number of remaining word-vectors (T_l) at the output of encoder layer l . The minimum number of remaining word-vectors at each encoder output is limited to one.

$$T_l = \max\left(1, \lfloor \alpha_{EP}^l \times T_{l-1} \rfloor\right) \quad (3)$$

The effective number of processed word-vectors can be estimated using the number of word-vectors before and after the eliminate layer. Based on Table I, in each encoder layer, around 75% of FLOPs occur after the self-attention layer. Equation (4) presents the effective number of Processed word-vectors (PW_l) in layer l .

$$PW_l \approx \frac{T_{l-1} + 3T_l}{4} \quad (4)$$

Hence,

$$PW \approx T \left[\frac{1}{4} + \sum_{i=1}^{L-1} \prod_{j=1}^i \alpha_{EP}^j + \frac{3}{4} \prod_{j=1}^L \alpha_{EP}^j \right] \quad (5)$$

Processed word-vectors in the original BERT_{base} is:

$$PW_{BERT_{base}} = T \times L \quad (6)$$

In these equations, L is the number of BERT encoder layers, and T is the number of encoder input word-vectors. Since almost all inference latency occurs in the encoder, the overall model computation effort is almost equal to that of the encoder stage. Equation (7) presents the proposed method inference time speedup to BERT_{base}.

$$K_{speedup} \approx \frac{4L}{1 + 4 \sum_{i=1}^{L-1} \prod_{j=1}^i \alpha_{EP}^j + 3 \prod_{j=1}^L \alpha_{EP}^j} \quad (7)$$

The above equation assumes that the number of remaining word-vectors in each encoder layer is more than a single word-vector. In other words, (3) returns the second argument, which is valid for most cases. For example, if L is 12 and α_{EP}^l is constant and equal to 0.8 for all layers, the method inference speed is around 3.09 times faster than BERT_{base}.

The proposed Sort and Elimination layers are included in the fine-tuning phase. Given that the eliminated word-vectors constitute a relatively small portion within each layer during the fine-tuning process, we can assume that the gradients effectively propagate through the remaining word vectors. Additionally, the residual paths stay functional, contributing to the updates in the initial layers of the network. This design ensures a robust flow of information throughout the fine-tuning process.

To enhance the speed of the suggested self-attention layer, the Sort and Eliminate layers can be positioned after the self-attention concatenation layer. This adjustment results in a reduction of per-head calculations, and for a given layer, the eliminated word-vectors play a role in shaping the layer’s output. Furthermore, in accordance with the suggested word-vector elimination strategy, the pruned word-vectors efficiently accelerate the inference phase, leading to an anticipated close alignment between the reduction in Floating Point Operations (FLOPs) and the speedup in inference.

E. Extending Proposed Architecture to Decoder Models

The applicability of the proposed method can be extended to non-encoder Transformers, such as the GPT-family Large Language Models (LLMs). GPT-2 [71] represents a decoder-based transformed language model widely utilized in text generation tasks. This section outlines the considerations when implementing the proposed method on the GPT-2 model.

The foundational GPT-2 model comprises 12 decoder layers, with each decoder featuring a causal attention layer equipped with 12 heads. The total number of parameters in the GPT-2 model is approximately 117 million. A key distinction between the architectures of GPT-2 and the BERT_{base} model lies in the design of their attention layers. As explained in Section III-A, the attention layers of BERT_{base} encoders are bidirectional, involving all input word-vectors in generating each output word-vector. Conversely, the GPT-2 model, tailored for text generation tasks, employs causal attention layers, where only the preceding word-vectors contribute to the attention layer output at each time stamp.

In a causal attention layer, the attention probability matrix, represented as M_{Att}^l , adopts the form of a triangular matrix. To extend the proposed architecture outlined in Section III-D to the GPT-2 model, an additional normalization step needs to be integrated after the fifth step in Algorithm 1. This supplementary step normalizes the Score Vector M_S^l based on the count of non-zero elements in the probability matrix M_{Att}^l . Equation (8) articulates this normalization process in layer l , wherein the i -th element of the Score Vector is adjusted relative to the number of non-zero elements in the i -th column of the probability matrix. Through this normalization step, the resulting score values become comparable.

$$M_{S_i}^l = M_{S_i}^l \div N_{M_{Att}^l} \quad (8)$$

IV. EXPERIMENTS

In this section, we implement the proposed method on both BERT_{base}, GPT-2 and Flan-T5 [72] models, delving into the method’s effectiveness across various natural language understanding tasks, text generation datasets and instruction tuning benchmarks. Towards the conclusion of this section, we delve into the offline-tuning property and conduct an ablation study on the proposed self-attention layer.

A. Datasets

The proposed method performance is assessed in encoder models using the IMDB [62] dataset, which is a sentiment analysis task, as well as the General Language Understanding Evaluation (GLUE) [63] benchmark, which consists of two single-sentence classification tasks: SST-2 [64] and CoLA [73], two multi-sentence similarity classification tasks: MRPC [65] and QQP [66], one binary question answering task: QNLI [67], three natural language inference tasks: RTE [68], MNLI-M and MNLI-MM [69], and one multi-sentence similarity regression task: STS-B [70].

To assess the performance of the method in decoder models, we conduct evaluations on several datasets. The WikiText-103 [74] language modeling dataset, comprising over 100 million

tokens extracted from verified Good and Featured articles on Wikipedia, serves as a primary evaluation ground. Additionally, the PTB [75] dataset, featuring a million words from 1989 Wall Street Journal material, and the 1BW [76] dataset, established as a benchmark corpus for measuring progress in statistical language modeling, are included in our evaluation. Moreover, we assess the method on The LAMBADA [77] dataset, a collection of narrative passages characterized by the intriguing feature that human subjects can predict their last word when exposed to the entire passage. Extracted from BookCorpus, The LAMBADA dataset comprises 10,022 passages, contributing to a comprehensive evaluation of the proposed method’s performance in decoder models.

To more closely show the method’s performance to understand language, it is applied to the Flan-T5 model and evaluated on the Massive Multitask Language Understanding (MMLU) benchmark, which includes exam questions from 57 tasks such as mathematics, history, law, and medicine [78], and the Big Bench Hard (BBH) benchmark, which includes 23 challenging tasks [79].

B. Model Settings

In the assessment of the method on BERT_{base}, the encoder self-attention layer undergoes substitution with the proposed encoder self-attention layer. The hyper-parameters are the same as those in BERT_{base} with extra α_{EP} , and α_{ER} hyper-parameters are added to set the word-vector elimination rate in each encoder layer. The hyper-parameters are: learning rate - $[1.5 \times 10^{-5}, 4.5 \times 10^{-5}]$, batch size - $\{4, 8, 16, 32, 64, 128\}$, number of epochs - $\{2, 3, 4, 5\}$, Dropout - $[0.1, 0.15]$, α_{ER} - $[0.77, 0.97]$, and α_{EP} vector that is obtained from (2). The cross-entropy loss function is used for classification tasks and the Mean Square Error (MSE) loss function for regression tasks. The linear learning rate scheduler is used for all tasks. Initial linear learning warm-up is used for some tasks. In all tasks, AdamW optimizer with $\epsilon = 1 \times 10^{-8}$, $\beta_1 = 0.9$ and $\beta_2 = 0.999$ is used. The model input sequence length is delicately fixed so that less than 1% of samples are truncated. The selected input sentence length for each dataset is specified in Table II.

In the case of the GPT-2 model, the attention layer within each decoder layer undergoes modification with the proposed attention layer, which is described in Section III-E. Introducing the hyper-parameters α_{EP} and α_{ER} becomes essential to determine the word-vector elimination rate in each encoder layer. The specified hyper-parameters for the evaluation are as follows: a learning rate of 1×10^{-6} , a batch size of 8, a three-epoch training duration, a dropout rate of 0.1, α_{ER} values ranging between 0.9 and 1.2, and an α_{EP} vector derived from equation (2). These parameters collectively define the experimental setup for a comprehensive evaluation of the method’s impact on the GPT-2 model.

For the instruction tuning evaluation, the Flan-T5 model is used. Flan-T5 is an enhanced version of T5 [80] that has been fine-tuned on a mixture of tasks. The Flan-T5 encoder self-attention layers are substituted with the proposed encoder self-attention layer, and other layers are modified to work with a

dynamic number of word vectors in each encoder and decoder layer. The Flan-T5 weights are directly used in our model without any fine-tuning process. the α_{ER} is selected in the range $[0.8, 1.0]$, and other evaluation hyper-parameters are the same as those of the default Flan-T5 model.

C. Implementation Details

The initial models utilized for this study are the pre-trained versions of BERT_{base-uncased} [4], GPT-2 [71], and Flan-T5 [72] from the Hugging Face² implementations. The implementation is carried out in the PyTorch³ library, utilizing an Nvidia Tesla P100 GPU for BERT_{base}, an Nvidia Tesla T4 GPU for GPT-2, and an Nvidia Tesla A100 GPU for Flan-T5. The datasets are sourced from the Hugging Face Datasets library, and the GLUE results are validated through the official GLUE service⁴. The instruction tuning assessment is done with help of the INSTRUCTEVAL [81] method. This framework ensures consistency and reliability in the assessment of the proposed method’s performance on the specified models.

D. Experimental Results of BERT_{base}

The experimental results for extensive tasks are presented in Table II. This work is 2.9 times faster than BERT_{base}, with 0.7% drop on the test set. Also, the model inference time is up to 4.8 times faster than BERT_{base}, with only 0.9% accuracy drop. These results indicate that the proposed method effectively improves Transformer-based models’ performance and resource usage with minimal accuracy degradation.

Table II shows the experimental speedup, the expected speedup, and the number of FLOPs for each task. The number of FLOPs reduction is consistent with inference speedup and expected speedup predicted using (7). The slight differences are due to the computational overheads, including the computational effort of the tokenizer and output classifier layers that are not considered in (7). The consistency between the experimental speedup, the expected speedup, and the FLOPs reduction approves the hypothesis discussed in Section III-D.

Table III compares the proposed method and the previously reported methods. BERT_{base} model ($L=12, h=12, d=768$) is used as the basis for comparison. The test results, the average accuracy drop compared to BERT_{base}, the average number of FLOPs, and the average inference speedup are reported for each model. As shown in the table, the proposed method achieves 2.9 times speedup with 0.73% on average accuracy drops compared to BERT_{base} model.

Compared to other works, DistilBERT model achieves 1.7 times speedup with around 2.74% accuracy degradation on average. In DistilBERT, a pre-trained general-purpose language presentation model must be trained from scratch with significant effort. The TinyBERT model speedup is 2.0 times with 0.4% accuracy drops on average. TinyBERT uses a two-stage learning framework that performs Transformer distillation at pre-training and fine-tuning phases with considerable excessive computational effort. The MobileBERT model

²<https://huggingface.co/>

³<https://pytorch.org/>

⁴<https://gluebenchmark.com/>

TABLE II
THE PROPOSED METHOD EXPERIMENTAL RESULTS ON GLUE [63] BENCHMARK AND IMDB [62] DATASET

	Model	CoLA	SST-2	MRPC	QQP	QNLI	RTE	MNLI-M	MNLI-MM	STS-B	IMDB	Avg
Test Result ^a	BERT _{base}	52.7	93.5	88.7	71.2	91.0	68.9	84.7	83.8	84.3	93.7	81.25
	This Work	53.4	92.6	88.0	70.1	90.2	67.9	83.7	82.7	84.2	92.7	80.55
Inference Speedup	-	3.8	2.4	2.9	4.7	2.3	2.6	2.5	2.5	2.3	2.7	2.9
Expected Speedup ^b	-	3.67	2.35	2.88	4.76	2.25	2.64	2.49	2.49	2.22	2.63	2.84
#FLOPs	-	5.7B	9.1B	7.6B	4.7B	9.8B	8.5B	8.7B	8.7B	9.5B	8.6B	7.7B
Input Seq Length	-	64	64	128	128	128	256	128	128	64	512	160

^a Matthew’s Correlation is reported for CoLA; F1-score for MRPC and QQP; Pearson Correlation for STS-B, and Accuracy for the rest.

^b With using equation (7).

TABLE III
RESULTS COMPARISON BETWEEN BERT_{BASE} [4], DISTILBERT [46], TINYBERT [47], MOBILEBERT [48], POWER-BERT [25], LAYERDROP [39], FPT [34] AND BERT_{BASE} WITH LATENCY ADJUSTABLE ENCODER (THIS WORK)

Model ^a	Method	CoLA	SST-2	MRPC	QQP	QNLI	RTE	MNLI-M	MNLI-MM	Avg Drop	FLOPs	Speedup
BERT _{base}	-	52.7	93.5	88.7	71.2	91.0	68.9	84.7	83.8	0.00	22.5B	1
DistilBERT	KD	51.3	91.3	87.5	70.1	89.2	59.9	82.2	-	2.74	11.3B	1.7
TinyBERT	KD	51.1	93.1	87.3	71.6	90.4	70	84.6	83.2	0.40	11.3B	2.0
MobileBERT ^b	KD	50.5	92.8	88.8	70.2	90.6	66.2	83.3	82.6	1.19	5.7B	5.5
PoWER-BERT ^c	Pruning	52.3	92.1	88.1	70.2	90.1	67.4	83.8	83.1	0.92	-	2.9
LayerDrop	Pruning	-	92.5	-	-	89.4	-	82.9	-	1.47	11.3	1.7
FPT	Pruning	-	92.6	-	-	90.3	-	83.5	-	0.93	14.5	1.5
This Work	Pruning	53.4	92.6	88.0	70.1	90.2	67.9	83.7	82.7	0.73	7.7B	2.9

^a Matthew’s Correlation reported for CoLA; F1-score for MRPC and QQP; Pearson Correlation for STS-B; Accuracy for the rest.

^b MobileBERT starting point is from BERT_{large} architecture that is around three times more parameters with respect to BERT_{base}.

^c PoWER-BERT training consists of 3 fine-tuning steps, and the model inference speedup is fixed at inference.

speedup is 5.5 times with around 1.19% accuracy drop, but the starting point of this model is BERT_{large}. The PoWER-BERT model speedup is 2.9 times with around 0.92% accuracy drop. However, the training of PoWER-BERT consists of 3 phases: ”fine-tuning, elimination configuration search, and re-training” [25] that impose extra training effort. LayerDrop and FPT speedups are 1.7 and 1.5 times, respectively, with corresponding average accuracy drops of 1.47% and 0.93%.

The table shows that the results of the proposed method are competitive and more effective than previous baseline methods across a wide range of experimental tasks. Furthermore, compared to recently reported methods, our approach is applied only during the fine-tuning phase and offers the offline-tuning property. Blank fields in the table, indicate instances where some works did not report their assessments on certain datasets.

E. Experimental Results of GPT-2

To assess the impact of the proposed method on the overall context of the input, the approach is implemented on the GPT-2 model following the procedures detailed in Section III-E. The training process involves utilizing 1% of the OpenWeb-Text [82] dataset with a stride of 128 for three epochs. This methodology is employed to comprehensively evaluate how the proposed method influences the global context of the input when applied to the GPT-2 model.

Table IV presents the results of the zero-shot perplexity assessment for the proposed method in text generation tasks, offering a basis for comparison with other contemporary studies. The findings demonstrate that the proposed method effectively maintains the global context of the input sequence. The proposed Attention Context Contribution (ACC) metric performs well, ensuring that the elimination of word-vectors does not compromise the input’s global context. It is noteworthy that the original GPT-2 model, trained by OpenAI [71], benefited from more extensive hardware and dataset resources. However, our proposed architecture enables efficient adaptation with just a few small epochs. Furthermore, the proposed method exhibits superior performance when compared to the DistilGPT2 [46] and ZipGPT2 [83] models in the evaluation.

Table V exhibits the classification accuracy findings of the proposed method in contrast to GPT-2 and DistilGPT2. Notably, the proposed method attains an inference latency three times quicker than GPT-2, accompanied by a marginal average accuracy reduction of 0.55%. Blank fields in the tables, indicate instances where some works did not report their assessments on certain datasets.

F. Experimental Results of Flan-T5

To assess the proposed method under the instruction tuning paradigm, the method is applied to the base and large versions of the Flan-T5 model which have 220M and 770M parameters

TABLE IV
PERPLEXITY (PPL) COMPARISON BETWEEN GPT-2 [71], DISTILGPT2 [46] AND ZIPGPT2 [83] WITH LATENCY ADJUSTABLE GPT-2 (THIS WORK)

Model	Wiki Text-103	LAMBADA	PTB	1BW ^a	Speedup
GPT-2	37.5	35.1	36.46	45.54	1
DistilGPT2	43.0	-	-	-	1.9
ZipGPT2	72.1	-	-	-	3.3
This Work	43.2	59.0	52.9	51.66	2.7
	49.3	64.6	61.7	54.53	3.5

^a The model is evaluated on 0.5% of the 1BW test set.

TABLE V
ACCURACY COMPARISON BETWEEN GPT-2 [71] AND DISTILGPT2 [46] WITH LATENCY ADJUSTABLE GPT-2 (THIS WORK)

Model	SST-2	IMDB	Avg Drop	Speedup
GPT-2	93.2	94.1	0	1
DistilGPT2	91.5	-	1.7	1.9
This Work	92.8	93.4	0.55	3.0

respectively. The method’s performance is evaluated using different types of prompting with the MMLU and BBH benchmarks. In the evaluation procedure, no training or fine-tuning steps are required. The modified model with the original Flan-T5 model weights is studied in this section. Table VI presents the experimental results for 5-shot and 3-shot direct prompting on the MMLU and BBH benchmarks, measuring the exact-match score. As shown in the table, the model achieves up to a 3-fold encoder speedup in the MMLU benchmark with only marginal decrease in score, and in the BBH benchmark, the method functions effectively with up to a 1.5-fold encoder speedup.

G. Offline-Tuning Property

After the fine-tuning phase, the trade-off between inference accuracy and speed of the model can be adjusted with the offline-tuning property. This property controls each encoder layer’s word-vector elimination rate by adjusting the Speedup-Coefficient hyper-parameter (α_{SC}) value. Fig. 6 presents the offline-tuning property. In the following experiments, the model first fine-tuned with α_{SC} equal to one for a given task, and then in the offline-tuning phase, the α_{SC} value changes from 0.85 to 1.2 to observe its effect on inference speedup and accuracy.

Fig. 6a shows the model inference speedup for a range of α_{SC} hyper-parameter values on multiple tasks. The model inference speedup increased more than three times compared to BERT_{base}, with the α_{SC} value decreasing to 0.85. Fig. 6b presents the accuracy stability on multiple tasks. It shows that the inference results are kept stable over a wide range of α_{SC} values selections. Fig. 6c shows that the inference results are almost unchanged even if the complexity of the model reduces by 70% according to the proposed method. In

TABLE VI
EXPERIMENTAL RESULTS OF THE PROPOSED METHOD ON FLAN-T5 [72] ARE EVALUATED USING THE MMLU [78] AND BBH [79] INSTRUCTION TUNING DATASETS.

Model	MMLU ^a		BBH ^b		
	Score	Encoder Speedup ^c	Score	Encoder Speedup	
Flan-T5 Base (220M)	$\alpha_{ER} = 1.00$	34.05	1	30.79	1
	$\alpha_{ER} = 0.98$	34.29	1.18	30.90	1.24
	$\alpha_{ER} = 0.95$	34.13	1.41	30.37	1.46
	$\alpha_{ER} = 0.93$	34.30	1.58	28.55	1.58
	$\alpha_{ER} = 0.90$	34.13	1.83	18.92	1.83
	$\alpha_{ER} = 0.85$	33.95	2.34	-	-
Flan-T5 Large (770M)	$\alpha_{ER} = 1.00$	32.24	2.94	-	-
	$\alpha_{ER} = 1.00$	41.95	1	37.04	1
	$\alpha_{ER} = 0.98$	41.92	1.29	36.48	1.45
	$\alpha_{ER} = 0.95$	42.05	1.78	29.25	1.90
	$\alpha_{ER} = 0.93$	41.51	2.23	22.81	2.37
	$\alpha_{ER} = 0.90$	35.66	3.08	16.78	3.03

^a MMLU includes exam questions from 57 tasks, uses 5-shot direct prompting, and measure the exact-match score.

^b BBH includes 23 challenging tasks, uses 3-shot direct prompting, and measure the exact-match score.

^c The proposed self-attention layer is applied to the encoder stage of the Flan-T5 model, and thus the speedup of the encoder stage is reported.

these experiments, the model’s accuracy on validation sets is reported because of the GLUE test set verification limitations.

Two approaches can be offered to select the proper value of the α_{SC} hyper-parameter in the fine-tuning phase. The first approach is using equation (7) and calculating the approximate value of the α_{SC} based on the desired inference speedup. The second approach is to select the α_{SC} value using suggested Fig. 6(c) curves. After the fine-tuning phase, the speedup can be accurately adjusted with the offline-tuning property.

The stability of the proposed method’s offline perplexity (PPL) in text generation tasks is evaluated by training the model with a specific speedup coefficient and subsequently altering this value during the inference stage, measuring the model’s zero-shot perplexity. Fig. 7 illustrates the offline perplexity of the proposed method on various datasets, including WikiText-103, LAMBADA, PTB, and 1BW. The graph depicts the model’s robust stability, with a smooth perplexity curve observed across a broad range of speedup values. This underscores the efficacy of the proposed method in maintaining stable performance under varying conditions.

H. Ablation Studies

Table VII presents the ablation study on the proposed self-attention layer. The first row of the table presents the original BERT_{base} results, and the subsequent rows are the results of the self-attention layer with different types of word-vector sorting strategies.

The first approach involves removing the concluding word-vectors from the contextual sequence without the use of a

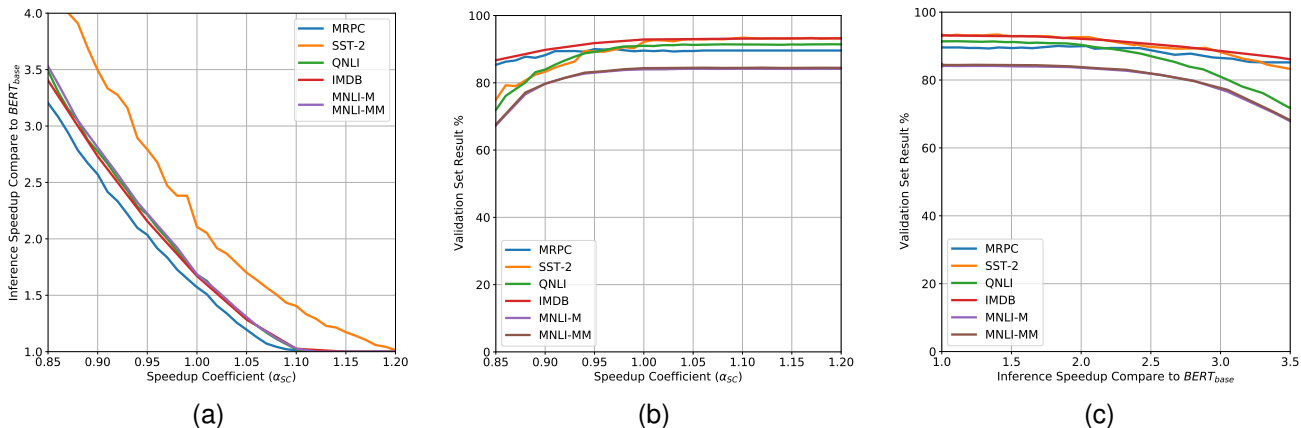


Fig. 6. The proposed offline-tuning results, (a) Inference speedup compare to $BERT_{base}$ versus α_{SC} , (b) Validation set results versus α_{SC} , (c) Validation set results versus speedup compare to $BERT_{base}$ for MRPC [65], SST-2 [64], QNLI [67], IMDB [62] and MNLI-M/MM [69] tasks.

TABLE VII
 ABLATION STUDY ON THE PROPOSED SELF-ATTENTION LAYER WITH DIFFERENT SELF-ATTENTION SORT LAYER IMPLEMENTATIONS.

Model ^a	SST-2	MRPC	MNLI-M	MNLI-MM	STS-B	IMDB	Avg
$BERT_{base}$ Self-Attention	93.5	88.7	84.7	83.8	84.3	93.7	88.12
+ Eliminate-Layer	89.9	84.4	81.7	80.4	83.3	90.7	85.07
+ Eliminate-Layer + Random-Sort-Layer	84.5	80.4	63.6	64.4	55.7	87.5	72.68
+ Eliminate-Layer + SV-Sort-Layer	92.6	88.0	83.7	82.7	84.2	92.7	87.32

^a F1-score for MRPC; Pearson Correlation for STS-B; Accuracy for the rest.

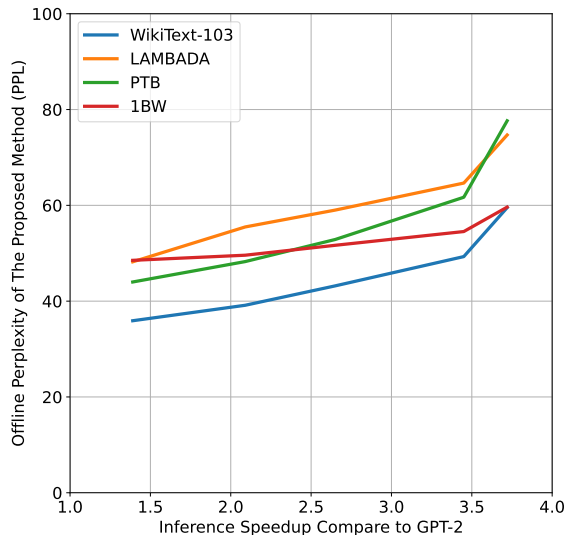


Fig. 7. Offline Perplexity (PPL) of the proposed method on WikiText-103 [74], LAMBADA [77], PTB [75] and 1BW [76] datasets.

sorting layer. The second approach employs the Random-Sort-Layer, which shuffles word-vectors and randomly eliminates them. The final and better strategy is the proposed strategy that incorporates the SV-Sort-Layer that arranges word-vectors according to their Score values, subsequently removing the concluding word-vectors.

As shown in the table, the first strategy shows a significant accuracy drop compared to the original $BERT_{base}$ and the proposed method. The second strategy has a destructive effect

on the model results, and the fine-tuning process becomes completely unstable in CoLA, QQP, QNLI, and RTE datasets not presented in the table. The third strategy is superior to other investigated strategies and proves that the proposed self-attention Sort layer is effective. In these experiments, the hyper-parameters values and the fine-tuning conditions are the same.

V. CONCLUSION

This paper introduces a latency-adjustable Transformer encoder layer that significantly reduces the inference time of Transformer-based architectures with only a marginal decrease in accuracy. A novel Attention Context Contribution (ACC) metric is proposed to assess context contribution in each Transformer encoder layer, experimentally demonstrating that word-vector contribution diminishes in the last encoder layers. An accurate analytical speedup estimation is presented, aiding system designers in hyper-parameter selection. The powerful offline-tuning property enables adjustment of model speedup after the fine-tuning phase. The proposed method is applied to $BERT_{base}$, GPT-2, and Flan-T5 models, validated on the GLUE benchmark, the IMDB dataset, and various text generation tasks. Additionally, the method’s ability to understand language is evaluated under the instruction tuning paradigm, employing different types of prompting to assess its versatility and robustness. The suggested approach asserts that in Large Language Models (LLMs), although the complete network is vital for training, it can be truncated during the fine-tuning phase.

ACKNOWLEDGMENT

Thanks to Mr. Seyed Mahdi Hosseini for his assistance and comments that greatly improved our work.

REFERENCES

- [1] A. Vaswani, N. Shazeer, N. Parmar, J. Uszkoreit, L. Jones, A. N. Gomez, E. Kaiser, and I. Polosukhin, "Attention is all you need," *Advances in neural information processing systems*, vol. 30, 2017.
- [2] E. Strubell, A. Ganesh, and A. McCallum, "Energy and policy considerations for modern deep learning research," in *Proceedings of the AAAI Conference on Artificial Intelligence*, vol. 34, no. 09, 2020, pp. 13 693–13 696.
- [3] A. Radford, K. Narasimhan, T. Salimans, I. Sutskever *et al.*, "Improving language understanding by generative pre-training," 2018.
- [4] J. Devlin, M.-W. Chang, K. Lee, and K. Toutanova, "Bert: Pre-training of deep bidirectional transformers for language understanding," *arXiv preprint arXiv:1810.04805*, 2018.
- [5] Z. Yang, Z. Dai, Y. Yang, J. Carbonell, R. R. Salakhutdinov, and Q. V. Le, "Xlnet: Generalized autoregressive pretraining for language understanding," *Advances in neural information processing systems*, vol. 32, 2019.
- [6] M. Gupta and P. Agrawal, "Compression of deep learning models for text: A survey," *ACM Transactions on Knowledge Discovery from Data (TKDD)*, vol. 16, no. 4, pp. 1–55, 2022.
- [7] S. Wiedemann, K.-R. Müller, and W. Samek, "Compact and computationally efficient representation of deep neural networks," *IEEE transactions on neural networks and learning systems*, vol. 31, no. 3, pp. 772–785, 2019.
- [8] Y. Jiang, S. Wang, V. Valls, B. J. Ko, W.-H. Lee, K. K. Leung, and L. Tassiulas, "Model pruning enables efficient federated learning on edge devices," *IEEE Transactions on Neural Networks and Learning Systems*, 2022.
- [9] Z. Tang, L. Luo, B. Xie, Y. Zhu, R. Zhao, L. Bi, and C. Lu, "Automatic sparse connectivity learning for neural networks," *IEEE Transactions on Neural Networks and Learning Systems*, 2022.
- [10] M. R. Ganesh, D. Blanchard, J. J. Corso, and S. Y. Sekeh, "Slimming neural networks using adaptive connectivity scores," *IEEE Transactions on Neural Networks and Learning Systems*, 2022.
- [11] Y. Ma, X. Yao, R. Chen, R. Li, X. Shen, and B. Yu, "Small is beautiful: Compressing deep neural networks for partial domain adaptation," *IEEE Transactions on Neural Networks and Learning Systems*, 2022.
- [12] Y. Chen, R. Li, W. Li, J. Wang, and R. Li, "Three-stage global channel pruning for resources-limited platform," *IEEE Transactions on Neural Networks and Learning Systems*, 2023.
- [13] Y. Guan, N. Liu, P. Zhao, Z. Che, K. Bian, Y. Wang, and J. Tang, "Dais: Automatic channel pruning via differentiable annealing indicator search," *IEEE Transactions on Neural Networks and Learning Systems*, 2022.
- [14] C. Peng, Y. Li, R. Shang, and L. Jiao, "Recnas: Resource-constrained neural architecture search based on differentiable annealing and dynamic pruning," *IEEE Transactions on Neural Networks and Learning Systems*, 2022.
- [15] Y. Qian, Z. He, Y. Wang, B. Wang, X. Ling, Z. Gu, H. Wang, S. Zeng, and W. Swaileh, "Hierarchical threshold pruning based on uniform response criterion," *IEEE Transactions on Neural Networks and Learning Systems*, 2023.
- [16] G. Liu, K. Zhang, and M. Lv, "Soks: Automatic searching of the optimal kernel shapes for stripe-wise network pruning," *IEEE Transactions on Neural Networks and Learning Systems*, 2022.
- [17] Y.-J. Zheng, S.-B. Chen, C. H. Ding, and B. Luo, "Model compression based on differentiable network channel pruning," *IEEE Transactions on Neural Networks and Learning Systems*, 2022.
- [18] H. Salehinejad and S. Valaee, "Edropout: Energy-based dropout and pruning of deep neural networks," *IEEE Transactions on Neural Networks and Learning Systems*, vol. 33, no. 10, pp. 5279–5292, 2021.
- [19] T. Zhang, S. Ye, X. Feng, X. Ma, K. Zhang, Z. Li, J. Tang, S. Liu, X. Lin, Y. Liu *et al.*, "Structadmm: Achieving ultrahigh efficiency in structured pruning for dnn," *IEEE transactions on neural networks and learning systems*, vol. 33, no. 5, pp. 2259–2273, 2021.
- [20] Z. Chen, T.-B. Xu, C. Du, C.-L. Liu, and H. He, "Dynamical channel pruning by conditional accuracy change for deep neural networks," *IEEE transactions on neural networks and learning systems*, vol. 32, no. 2, pp. 799–813, 2020.
- [21] M. Lin, R. Ji, S. Li, Y. Wang, Y. Wu, F. Huang, and Q. Ye, "Network pruning using adaptive exemplar filters," *IEEE Transactions on Neural Networks and Learning Systems*, vol. 33, no. 12, pp. 7357–7366, 2021.
- [22] G. Li, P. Yang, C. Qian, R. Hong, and K. Tang, "Stage-wise magnitude-based pruning for recurrent neural networks," *IEEE Transactions on Neural Networks and Learning Systems*, 2022.
- [23] Y. Zhou, G. G. Yen, and Z. Yi, "Evolutionary shallowing deep neural networks at block levels," *IEEE Transactions on Neural Networks and Learning Systems*, vol. 33, no. 9, pp. 4635–4647, 2021.
- [24] Y. Bian, Q. Song, M. Du, J. Yao, H. Chen, and X. Hu, "Subarchitecture ensemble pruning in neural architecture search," *IEEE Transactions on Neural Networks and Learning Systems*, vol. 33, no. 12, pp. 7928–7936, 2021.
- [25] S. Goyal, A. R. Choudhury, S. Raje, V. Chakaravarthy, Y. Sabharwal, and A. Verma, "Power-bert: Accelerating bert inference via progressive word-vector elimination," in *International Conference on Machine Learning*. PMLR, 2020, pp. 3690–3699.
- [26] Z. Dai, G. Lai, Y. Yang, and Q. Le, "Funnel-transformer: Filtering out sequential redundancy for efficient language processing," *Advances in neural information processing systems*, vol. 33, pp. 4271–4282, 2020.
- [27] S. Kim, S. Shen, D. Thorsley, A. Gholami, W. Kwon, J. Hassoun, and K. Keutzer, "Learned token pruning for transformers," in *Proceedings of the 28th ACM SIGKDD Conference on Knowledge Discovery and Data Mining*, 2022, pp. 784–794.
- [28] M. A. Gordon, K. Duh, and N. Andrews, "Compressing bert: Studying the effects of weight pruning on transfer learning," *arXiv preprint arXiv:2002.08307*, 2020.
- [29] F.-M. Guo, S. Liu, F. S. Mungall, X. Lin, and Y. Wang, "Reweighted proximal pruning for large-scale language representation," *arXiv preprint arXiv:1909.12486*, 2019.
- [30] E. Yoo, G. Park, J. G. Min, S. J. Kwon, B. Park, D. Lee, and Y. Lee, "Tf-mvp: Novel sparsity-aware transformer accelerator with mixed-length vector pruning," in *2023 60th ACM/IEEE Design Automation Conference (DAC)*. IEEE, 2023, pp. 1–6.
- [31] C. Louizos, M. Welling, and D. P. Kingma, "Learning sparse neural networks through l_0 regularization," *arXiv preprint arXiv:1712.01312*, 2017.
- [32] E. Voita, D. Talbot, F. Moiseev, R. Sennrich, and I. Titov, "Analyzing multi-head self-attention: Specialized heads do the heavy lifting, the rest can be pruned," *arXiv preprint arXiv:1905.09418*, 2019.
- [33] P. Michel, O. Levy, and G. Neubig, "Are sixteen heads really better than one?" *Advances in neural information processing systems*, vol. 32, 2019.
- [34] W. Kwon, S. Kim, M. W. Mahoney, J. Hassoun, K. Keutzer, and A. Gholami, "A fast post-training pruning framework for transformers," *Advances in Neural Information Processing Systems*, vol. 35, pp. 24 101–24 116, 2022.
- [35] M. Zhang and Y. He, "Accelerating training of transformer-based language models with progressive layer dropping," *Advances in Neural Information Processing Systems*, vol. 33, pp. 14 011–14 023, 2020.
- [36] W. Liu, P. Zhou, Z. Zhao, Z. Wang, H. Deng, and Q. Ju, "Fastbert: a self-distilling bert with adaptive inference time," *arXiv preprint arXiv:2004.02178*, 2020.
- [37] K. Xie, S. Lu, M. Wang, and Z. Wang, "Elbert: Fast albert with confidence-window based early exit," in *ICASSP 2021-2021 IEEE International Conference on Acoustics, Speech and Signal Processing (ICASSP)*. IEEE, 2021, pp. 7713–7717.
- [38] H. Sajjad, F. Dalvi, N. Durrani, and P. Nakov, "Poor man's bert: Smaller and faster transformer models," *arXiv preprint arXiv:2004.03844*, 2020.
- [39] A. Fan, E. Grave, and A. Joulin, "Reducing transformer depth on demand with structured dropout," *arXiv preprint arXiv:1909.11556*, 2019.
- [40] O. Ronneberger, P. Fischer, and T. Brox, "U-net: Convolutional networks for biomedical image segmentation," in *International Conference on Medical image computing and computer-assisted intervention*. Springer, 2015, pp. 234–241.
- [41] Y. Liu, M. Ott, N. Goyal, J. Du, M. Joshi, D. Chen, O. Levy, M. Lewis, L. Zettlemoyer, and V. Stoyanov, "Roberta: A robustly optimized bert pretraining approach," *arXiv preprint arXiv:1907.11692*, 2019.
- [42] H. Lee, M. Kang, Y. Lee, and S. J. Hwang, "Sparse token transformer with attention back tracking," in *The Eleventh International Conference on Learning Representations*, 2022.
- [43] S. Anagnostidis, D. Pavlo, L. Biggio, L. Noci, A. Lucchi, and T. Hofmann, "Dynamic context pruning for efficient and interpretable autoregressive transformers," *Advances in Neural Information Processing Systems*, vol. 36, 2024.

- [44] A. Jaegle, F. Gimeno, A. Brock, O. Vinyals, A. Zisserman, and J. Carreira, “Perceiver: General perception with iterative attention,” in *International conference on machine learning*. PMLR, 2021, pp. 4651–4664.
- [45] Z. Lan, M. Chen, S. Goodman, K. Gimpel, P. Sharma, and R. Soricut, “Albert: A lite bert for self-supervised learning of language representations,” *arXiv preprint arXiv:1909.11942*, 2019.
- [46] V. Sanh, L. Debut, J. Chaumond, and T. Wolf, “Distilbert, a distilled version of bert: smaller, faster, cheaper and lighter,” *arXiv preprint arXiv:1910.01108*, 2019.
- [47] X. Jiao, Y. Yin, L. Shang, X. Jiang, X. Chen, L. Li, F. Wang, and Q. Liu, “Tinybert: Distilling bert for natural language understanding,” *arXiv preprint arXiv:1909.10351*, 2019.
- [48] Z. Sun, H. Yu, X. Song, R. Liu, Y. Yang, and D. Zhou, “Mobilebert: a compact task-agnostic bert for resource-limited devices,” *arXiv preprint arXiv:2004.02984*, 2020.
- [49] T.-B. Xu and C.-L. Liu, “Deep neural network self-distillation exploiting data representation invariance,” *IEEE Transactions on Neural Networks and Learning Systems*, vol. 33, no. 1, pp. 257–269, 2020.
- [50] C. Yun, Y.-W. Chang, S. Bhojanapalli, A. S. Rawat, S. Reddi, and S. Kumar, “O (n) connections are expressive enough: Universal approximability of sparse transformers,” *Advances in Neural Information Processing Systems*, vol. 33, pp. 13 783–13 794, 2020.
- [51] H. Peng, N. Pappas, D. Yogatama, R. Schwartz, N. A. Smith, and L. Kong, “Random feature attention,” *arXiv preprint arXiv:2103.02143*, 2021.
- [52] A. Katharopoulos, A. Vyas, N. Pappas, and F. Fleuret, “Transformers are mms: Fast autoregressive transformers with linear attention,” in *International conference on machine learning*. PMLR, 2020, pp. 5156–5165.
- [53] K. Choromanski, V. Likhoshesterov, D. Dohan, X. Song, A. Gane, T. Sarlos, P. Hawkins, J. Davis, D. Belanger, L. Colwell *et al.*, “Masked language modeling for proteins via linearly scalable long-context transformers,” *arXiv preprint arXiv:2006.03555*, 2020.
- [54] I. Schlag, K. Irie, and J. Schmidhuber, “Linear transformers are secretly fast weight programmers,” in *International Conference on Machine Learning*. PMLR, 2021, pp. 9355–9366.
- [55] S. Wang, B. Z. Li, M. Khabsa, H. Fang, and H. Ma, “Linformer: Self-attention with linear complexity,” *arXiv preprint arXiv:2006.04768*, 2020.
- [56] J. Lee, Y. Lee, J. Kim, A. Kosiorek, S. Choi, and Y. W. Teh, “Set transformer: A framework for attention-based permutation-invariant neural networks,” in *International conference on machine learning*. PMLR, 2019, pp. 3744–3753.
- [57] M. Zaheer, G. Guruganesh, K. A. Dubey, J. Ainslie, C. Alberti, S. Ontanon, P. Pham, A. Ravula, Q. Wang, L. Yang *et al.*, “Big bird: Transformers for longer sequences,” *Advances in neural information processing systems*, vol. 33, pp. 17 283–17 297, 2020.
- [58] E. J. Hu, Y. Shen, P. Wallis, Z. Allen-Zhu, Y. Li, S. Wang, L. Wang, and W. Chen, “Lora: Low-rank adaptation of large language models,” *arXiv preprint arXiv:2106.09685*, 2021.
- [59] T. Dettmers, A. Pagnoni, A. Holtzman, and L. Zettlemoyer, “Qlora: Efficient finetuning of quantized llms,” *arXiv preprint arXiv:2305.14314*, 2023.
- [60] H. Guo, P. Greengard, E. P. Xing, and Y. Kim, “Lq-lora: Low-rank plus quantized matrix decomposition for efficient language model finetuning,” *arXiv preprint arXiv:2311.12023*, 2023.
- [61] J. Hewitt, J. Thickstun, C. D. Manning, and P. Liang, “Backpack language models,” *arXiv preprint arXiv:2305.16765*, 2023.
- [62] A. Maas, R. E. Daly, P. T. Pham, D. Huang, A. Y. Ng, and C. Potts, “Learning word vectors for sentiment analysis,” in *Proceedings of the 49th annual meeting of the association for computational linguistics: Human language technologies*, 2011, pp. 142–150.
- [63] A. Wang, A. Singh, J. Michael, F. Hill, O. Levy, and S. R. Bowman, “Glue: A multi-task benchmark and analysis platform for natural language understanding,” *arXiv preprint arXiv:1804.07461*, 2018.
- [64] R. Socher, A. Perelygin, J. Wu, J. Chuang, C. D. Manning, A. Y. Ng, and C. Potts, “Recursive deep models for semantic compositionality over a sentiment treebank,” in *Proceedings of the 2013 conference on empirical methods in natural language processing*, 2013, pp. 1631–1642.
- [65] B. Dolan and C. Brockett, “Automatically constructing a corpus of sentential paraphrases,” in *Third International Workshop on Paraphrasing (IWP2005)*, 2005.
- [66] S. Iyer, N. Dandekar, K. Csernai *et al.*, “First quora dataset release: Question pairs,” *data. quora. com*, 2017.
- [67] P. Rajpurkar, J. Zhang, K. Lopyrev, and P. Liang, “Squad: 100,000+ questions for machine comprehension of text,” *arXiv preprint arXiv:1606.05250*, 2016.
- [68] L. Bentivogli, P. Clark, I. Dagan, and D. Giampiccolo, “The fifth pascal recognizing textual entailment challenge,” in *TAC*, 2009.
- [69] A. Williams, N. Nangia, and S. R. Bowman, “A broad-coverage challenge corpus for sentence understanding through inference,” *arXiv preprint arXiv:1704.05426*, 2017.
- [70] D. Cer, M. Diab, E. Agirre, I. Lopez-Gazpio, and L. Specia, “Semeval-2017 task 1: Semantic textual similarity-multilingual and cross-lingual focused evaluation,” *arXiv preprint arXiv:1708.00055*, 2017.
- [71] A. Radford, J. Wu, R. Child, D. Luan, D. Amodei, and I. Sutskever, “Language models are unsupervised multitask learners,” 2019.
- [72] H. W. Chung, L. Hou, S. Longpre, B. Zoph, Y. Tay, W. Fedus, Y. Li, X. Wang, M. Dehghani, S. Brahma *et al.*, “Scaling instruction-finetuned language models,” *Journal of Machine Learning Research*, vol. 25, no. 70, pp. 1–53, 2024.
- [73] A. Warstadt, A. Singh, and S. R. Bowman, “Neural network acceptability judgments,” *Transactions of the Association for Computational Linguistics*, vol. 7, pp. 625–641, 2019.
- [74] S. Merity, C. Xiong, J. Bradbury, and R. Socher, “Pointer sentinel mixture models,” 2016.
- [75] M. Marcus, B. Santorini, and M. A. Marcinkiewicz, “Building a large annotated corpus of english: The penn treebank,” 1993.
- [76] C. Chelba, T. Mikolov, M. Schuster, Q. Ge, T. Brants, P. Koehn, and T. Robinson, “One billion word benchmark for measuring progress in statistical language modeling,” 2014.
- [77] D. Paperno, G. Kruszewski, A. Lazaridou, N. Q. Pham, R. Bernardi, S. Pezzelle, M. Baroni, G. Boleda, and R. Fernandez, “The LAMBADA dataset: Word prediction requiring a broad discourse context,” in *Proceedings of the 54th Annual Meeting of the Association for Computational Linguistics (Volume 1: Long Papers)*. Berlin, Germany: Association for Computational Linguistics, August 2016, pp. 1525–1534. [Online]. Available: <http://www.aclweb.org/anthology/P16-1144>
- [78] D. Hendrycks, C. Burns, S. Basart, A. Zou, M. Mazeika, D. Song, and J. Steinhardt, “Measuring massive multitask language understanding,” *arXiv preprint arXiv:2009.03300*, 2020.
- [79] M. Suzgun, N. Scales, N. Schärli, S. Gehrmann, Y. Tay, H. W. Chung, A. Chowdhery, Q. V. Le, E. H. Chi, D. Zhou *et al.*, “Challenging big-bench tasks and whether chain-of-thought can solve them,” *arXiv preprint arXiv:2210.09261*, 2022.
- [80] C. Raffel, N. Shazeer, A. Roberts, K. Lee, S. Narang, M. Matena, Y. Zhou, W. Li, and P. J. Liu, “Exploring the limits of transfer learning with a unified text-to-text transformer,” *Journal of machine learning research*, vol. 21, no. 140, pp. 1–67, 2020.
- [81] Y. K. Chia, P. Hong, L. Bing, and S. Poria, “Instructeval: Towards holistic evaluation of instruction-tuned large language models,” *arXiv preprint arXiv:2306.04757*, 2023.
- [82] A. Gokaslan and V. Cohen, “Openwebtext corpus,” <http://Skyllion007.github.io/OpenWebTextCorpus>, 2019.
- [83] E. Kurtic, E. Frantar, and D. Alistarh, “Ziplm: Hardware-aware structured pruning of language models,” *arXiv preprint arXiv:2302.04089*, 2023.



Sajjad Kachuee received the B.Sc. and M.Sc. degrees in electrical engineering from Sharif University of Technology, Tehran, Iran, in 2017 and 2019, where he is currently pursuing the Ph.D. degree. His research concerns artificial intelligence and machine learning, focusing on acceleration and optimization of natural language processing (NLP) neural networks.



Mohammad Sharifkhani received the B.Sc. and M.A.Sc. degrees in electrical and computer engineering from the University of Tehran, Tehran, Iran, in 1998 and 2000, respectively. He received the Ph.D. degree from the University of Waterloo, Waterloo, ON, Canada, in 2006. He was a Postdoctoral Research Fellow at the University of Waterloo in 2007. He is currently an Associate Professor at the Department of Electrical Engineering, Sharif University of Technology, Tehran, Iran. Since 2008 he has published several scientific articles on the

broad field of VLSI and Digital Systems. He served as technical committee member and reviewer of several IEEE conferences and journals, respectively. He founded several start-up companies on the broad field of video and image processing as well as machine intelligent systems. His current research is on low-power circuits and architectures, data converters, and application-specific processors for video and machine learning applications.