

Differentially Private Release of Event Logs for Process Mining

Gamal Elkoumy, Alisa Pankova, and Marlon Dumas

Abstract—The applicability of process mining techniques hinges on the availability of event logs capturing the execution of a business process. In some use cases, particularly those involving customer-facing processes, these event logs may contain private information. Data protection regulations restrict the use of such event logs for analysis purposes. One way of circumventing these restrictions is to anonymize the event log to the extent that no individual can be singled out using the anonymized log. This article addresses the problem of anonymizing an event log in order to guarantee that, upon release of the anonymized log, the probability that an attacker may single out any individual represented in the original log does not increase by more than a threshold. The article proposes a differentially private release mechanism, which samples the cases in the log and adds noise to the timestamps to the extent required to achieve the above privacy guarantee. The article reports on an empirical comparison of the proposed approach against the state-of-the-art approaches using 14 real-life event logs in terms of data utility loss and computational efficiency.

Index Terms—Privacy-Preserving Process Mining, Process Mining, Privacy-Enhancing Technologies, Differential Privacy.

1 INTRODUCTION

PROCESS Mining is a family of techniques that helps organizations enhance their business processes' performance, conformance, and quality. The input of process mining techniques is an event log. An event log captures the execution of a set of instances of a process (herein called *cases*). An event log consists of event records. Each record contains a reference to a case identifier, a reference to an activity, and at least one timestamp. Table 1 shows an example of a log. Each case ID refers to a person (e.g., a patient in a hospital). Each event corresponds to an activity performed for that person or interaction with that person. For example, in a healthcare process, each activity may correspond to a treatment that the patient in question underwent.

Often, an event log contains private information about individuals. Data regulations, e.g., the General Data Protection Regulation (GDPR)¹, restrict the use of such logs. One way to overcome these restrictions is to anonymize the event log such that no individual can be singled out. Singling out an individual happens when they can be distinguished by evaluating a predicate that discriminates them within a group. The legal notion of singling out has been mathematically formalized by Cohen & Nissim [1], who define a type of attack called *Predicate Singling Out (PSO) attack*. The release of the event log in Table 1 permits singling out individuals. Specifically, the predicate “undergoing activity E after activity D and A” and the time difference between these activities can lead to a linkage attack [2]. Given that prior knowledge, the adversary can single out the patient with case ID 2.

Privacy-Enhancing Technologies (PETs), such as k-anonymity and differential privacy [3], protect the data release, including event logs. Among existing PETs, differential privacy (DP) stands out

TABLE 1
Example of an event log

Case ID	Activity	Timestamp	Other Attributes
1	A	8/8/2020 10:20
	B	8/8/2020 10:50
	C	8/8/2020 16:15
2	D	8/8/2020 12:37
	A	8/8/2020 14:37
	E	8/8/2020 15:07
	C	8/8/2020 20:31
3	A	8/9/2020 13:30
	B	8/9/2020 13:55
	C	8/9/2020 20:55
4	D	8/9/2020 15:00
	A	8/9/2020 17:00
	B	8/9/2020 17:40
	C	8/9/2020 23:05
5	A	8/9/2020 17:25
	E	8/9/2020 17:55
	C	8/10/2020 23:55
6	A	8/11/2020 17:00
	B	8/11/2020 17:27
	C	8/11/2020 23:45

because it mitigates PSO attacks [1] and due to its composable privacy guarantees [3].

DP mechanisms inject noise into the data, quantified by a parameter called ϵ . Lee et al. [4] show that “the proper value of ϵ varies depending on individual values” and that the presence of “outliers also changes the appropriate value of ϵ .” Dwork et al. [5] state that “we do not know what parameter ϵ is right for any given differentially private analysis, and we do know that the answer can vary tremendously based on attributes of the dataset.” Accordingly, this article proposes a method to determine the ϵ value required to anonymize an event log based on a business-level metric, namely *guessing advantage*. The guessing advantage is the increase in the probability that an adversary may guess information about an individual after the event log's release.

Usually, an adversary has prior knowledge about the individuals in the log before its release. Using this prior knowledge, the adversary has a certain probability of guessing personal information

- G. Elkoumy and M. Dumas are with the University of Tartu, Tartu 51009, Estonia.
E-mail: gamal.elkoumy, marlon.dumas@ut.ee
- A. Pankova is with Cybernetica, Tartu 51009, Estonia.
E-mail: alisa.pankova@cyber.ee

1. <http://data.europa.eu/eli/reg/2016/679/oj>

about an individual. Following the release, the adversary gains an additional advantage to guess personal information. Anonymization limits this risk. In this article, we investigate limiting the additional risk by a maximum guessing advantage level δ . Specifically, we address the following problem:

Given an event log L , and given a maximum level of acceptable guessing advantage δ , generate an anonymized event log L' such that the success probability of singling out an individual after publishing L' does not increase by more than δ .

Naturally, we should ensure that the anonymized log is useful for process mining. In other words, a process mining algorithm should return a similar result with the anonymized log, as it would with the original one. In this respect, a desirable property is that the anonymized log should not introduce new *case variants* relative to the original one. A case variant is a distinct sequence of activities. For example, the case variants of the log in Table 1 are $\{(A, B, C), (D, A, E, C), (D, A, B, C), (A, E, C)\}$. This property ensures, for example, that the anonymization does not introduce new directly-follows relations between activities. This set of relations, known as the Directly-Follows Graph (DFG), is used by automated process discovery techniques [6]. Moreover, the set of case variants is the main input used by conformance checking techniques [7]. In this setting, preserving the set of case variants during anonymization is critical, as every case variant added to the log directly is a potential false positive (a deviation that does not exist in reality but is reported as such). In contrast, every removed case variant is a potential false negative (a deviation that occurs in reality but is not detected when using the anonymized log).

A second desirable property is that the differences between the timestamps of consecutive events in the anonymized log are as close as possible to those in the original log, as these time differences are used by performance mining techniques [8]. Accordingly, we tackle the above problem subject to the following requirements:

- R1** The anonymized event log must not introduce new case variants to the original log.
- R2** The difference between the real and the anonymized time values is minimal given the risk metric δ .

The second requirement can be tackled w.r.t. different attack models. This article considers an attack model wherein the attacker seeks to single out an individual, represented by a trace in the log, based on a prefix, a suffix, or an event timestamp of the individual's trace in the released log.

This article tackles the above problem by proposing a notion of *differentially private event log*. Given a maximum allowed guessing advantage, δ , a differentially private event log is obtained by sampling the traces in the log and injecting noise to the event timestamps. After release of a differentially private event log, the probability that an attacker may single out any individual, based on the prefixes, suffixes, or event timestamps of the individual's trace in the released log, is not more than δ .

This article is an extended version of a conference paper [9]. Relative to the conference version, the main extension is a revised anonymization method, which achieves lower utility loss for a given guessing advantage δ by: (i) applying both over- and undersampling, as opposed to only oversampling; and (ii) filtering out high-risk cases. The article also extends the experiment setup to assess utility loss not only w.r.t. the distance between the anonymized and the original log, but also w.r.t. the impact of anonymization on the process maps discovered from the (anonymized) log.

The article is structured as follows. Sect. 2 introduces background notions and related work. Sect. 3 presents the proposed

approach to anonymize event logs. Sect. 4 presents an empirical evaluation. Finally, Sect. 5 concludes and discusses future work.

2 BACKGROUND AND RELATED WORK

In this section, we introduce bounded and unbounded DP, and we formalize their definitions. We then overview the recently developed privacy-preserving process mining techniques.

2.1 Differential Privacy (DP)

A database D is a set of attributes with values drawn from a universe U . A tuple is an instance in the database, which is a collection of values of a set of attributes $A = A_1, A_2, \dots, A_m$, where m is the number of attributes in D . A tuple corresponds to an individual who requires their privacy to be maintained. An individual may contribute to more than one tuple. A mechanism $M : D \rightarrow \text{Range}(M)$ maps a database D to a particular distribution of values $\text{Range}(M)$ (e.g., to a vector of real numbers). A privacy mechanism M can be either unbounded or bounded ϵ -differentially private (ϵ -DP). An unbounded ϵ -DP mechanism makes it hard to distinguish two databases that differ in the *presence* of one tuple [10]. A bounded ϵ -DP mechanism makes it hard to distinguish two databases that differ in the *value* of one tuple.

Definition 2.1 (Unbounded ϵ -differentially private mechanism [10]). A mechanism M is said to be ϵ -differentially private if, for all the data sets D_1 and D_2 differing at most on one item, and all $S \subseteq \text{Range}(M)$, we have $\Pr[M(D_1) \in S] \leq \exp(\epsilon) \times \Pr[M(D_2) \in S]$.

Definition 2.2 (Bounded ϵ -differentially private mechanism [11]). A mechanism M is ϵ -differentially private if, for all the data sets D_1 and D_2 differing at most on the value of one item, and all $S \subseteq \text{Range}(M)$, we have $\Pr[M(D_1) \in S] \leq \exp(\epsilon) \times \Pr[M(D_2) \in S]$.

In some cases, it is desired to apply DP to only values of a particular attribute A , e.g., the attribute timestamp in Table 1. We apply DP to D_1 and D_2 w.r.t the attribute A , i.e., D_1 and D_2 differ only on A 's value in a single tuple. Moreover, we want to take into account the particular *amount of change* in attribute A .

Definition 2.3 (Bounded ϵ -differentially private mechanism w.r.t attribute). A mechanism M is ϵ -differentially private w.r.t attribute A iff for every pair of datasets D_1 and D_2 differing along attribute A in at most one tuple, and for all $S \subseteq \text{Range}(M)$, we have $\Pr[M(D_1) \in S] \leq \exp(\epsilon \cdot |D_1.A - D_2.A|) \times \Pr[M(D_2) \in S]$.

The ϵ -differential privacy restricts the ability to single out an individual (Def. 2.1 and 2.2) or disclose an individual's private attribute (Def. 2.3). We consider an interactive mechanism [10], [12], where a user submits a query function f to a database and receives a noisified result. Formally, there is a mechanism M_f that computes f and injects noise into the result. The amount of noise depends on the *sensitivity* of f , which quantifies how much change in the input of f affects change in its output.

Definition 2.4 (Global Sensitivity). Let $f : D \rightarrow \mathbb{R}^d$.

- Global sensitivity w.r.t. presence of a tuple is $\Delta f = \max_{D_1, D_2} |f(D_1) - f(D_2)|$;
- Global sensitivity w.r.t. attribute A is $\Delta^A f = \max_{D_1, D_2} \frac{|f(D_1) - f(D_2)|}{|D_1.A - D_2.A|}$;

where max is computed over all databases D_1, D_2 differing in one item at most.

Given the database D and the query function f , a randomized mechanism M_f returns a noisified output $f(D) + Y$, where Y is a noise value drawn randomly from a particular distribution. E.g., we can draw values from a Laplace distribution $Lap(\lambda, \mu)$, which has a probability density function $\frac{1}{2\lambda} \exp(-\frac{|x-\mu|}{\lambda})$, where λ is a scale factor, and μ is the mean. It is known [3] that, for real-valued f , if we set $\mu = 0$, for $\lambda = \frac{\Delta f}{\epsilon}$ we obtain an ϵ -DP mechanism w.r.t. row presence (Def. 2.1), and for $\lambda = \frac{\Delta f}{\epsilon}$, we obtain an ϵ -DP mechanism w.r.t. attribute A (Def. 2.3).

The privacy parameter ϵ ranges from 0 to ∞ , and the desired level of privacy depends on the data distribution. Lee et al. [4] demonstrate the challenges with choosing ϵ to protect individual information with a fixed probability. Although the parameter ϵ is used to quantify the risk of releasing a statistical analysis of sensitive data, it is not an absolute privacy metric but rather a relative value. Hsu et al. [13] present an economical method for choosing ϵ . They assume that there are two conflicting goals: learning the correct analysis from the data and keeping the data of individuals private. They use a privacy budget for individuals to balance the conflicting objectives.

Laud et al. [14] propose a framework to quantify ϵ from a probability score called the *guessing advantage* – the increase in the probability that an adversary may guess information about an individual after data release. They state the attacker’s goal as a Boolean expression of guessing attributes, and they studied the change of prior and posterior probabilities of guessing. This method is related to the adversary’s success probability metrics [15]. This article adopts the work in [14] to provide an estimation of ϵ based on the guessing advantage threshold, with the assumption that an adversary has background knowledge about all the other instances.

Li et al. [16] prove that adding random sampling to a differentially private mechanism amplifies the level of privacy protection. They explain that adding random sampling with a probability β reduces the e^ϵ by a factor of β . This privacy amplification is valid with (ϵ, δ) -differential privacy under sampling in the setting where one publishes an anonymized version of a dataset [16]. In this article, we perform a sampling of cases based on prefixes/suffixes groups. We sample an entire case in order to fulfill the requirement **R1**. Also, we prune cases that are too sensitive and violate the guessing advantage threshold δ . This case pruning reduces the amount of noise, as we will explain later.

2.2 Privacy-Preserving Process Mining (PPPM)

The use of PETs for PPPM has been considered in previous studies. Elkoumy et al. [17] present three families of privacy models to achieve PPPM: group-based models, DP models, and encryption-based models. They then analyze the privacy requirements that GDPR brings to PPPM. This article addresses two of these requirements: anonymity and unlinkability [17].

Group-based models have been addressed in several studies [2], [18]. TLKC [18] proposes a k -anonymity mechanism to anonymize event logs. TLKC anonymizes a log from the cases’ perspective. This work has been extended [2] to anonymize the log from the resource perspective. These techniques adopt k -anonymity, which results in suppressing cases or events within cases. In one example in [18], TLKC suppressed 87% of the activities in the output. Besides, k -anonymity does not fully mitigate PSO attacks [1].

Other studies adopt differential privacy. Mannhardt et al. [19] define a DP mechanism to anonymize two types of queries: the query “frequencies of directly-follows relations” and “frequencies

of trace variants.” This approach does not consider logs with timestamps. PRIPEL [20] uses timestamp shifts to anonymize the timestamp attribute of the log. It ensures privacy guarantees based on individual cases. Also, PRIPEL uses sequence enrichment to anonymize other attributes of the log. PRIPEL takes three input parameters, namely ϵ , k , and N . ϵ is the DP parameter, k is the cut-out frequency (i.e., PRIPEL cuts out all variants that appear less than k), and N is the maximal prefix length. These two studies do not address the problem stated in Sect. 1 because they do not limit the guessing advantage to a certain threshold. Instead, the user has to provide an ϵ value as an input. PRIPEL [20] uses the same ϵ value to anonymize the trace variants and timestamps, although ϵ has a different interpretation for different value ranges.

SaCoFa [21] uses semantic constraints to achieve high-utility anonymization of event logs using DP. This approach anonymizes the log by replacing prefixes shared by multiple case variants with perturbed versions thereof. The approach replaces an original prefix with a perturbed one, provided that the perturbed prefix fulfills certain semantic constraints and is within a certain distance of the original one. SaCoFa focuses on anonymizing the case variant query (i.e., the control flow) and does not address the problem stated in Sect. 1 insofar as it does not anonymize the timestamps.

Other studies anonymize the event log from the resource perspective. PRETSA [22] provides event log sanitization by adopting k -anonymity and t -closeness to avoid disclosing employees’ identities. Batista & Solanas [23] present an approach that groups individuals based on activity distribution and transfers resource information within the group to uniform the resource distribution. These studies do not address the problem stated in Sect. 1 because they study log anonymization to protect resource disclosure.

Other related work of PPPM is orthogonal to our research, which does not provide a concrete method to anonymize the event log. Kabierski et al. [24] provide a framework for anonymizing process performance indicators. Nuñez von Voigt et al. [25] propose a risk quantification method based on individual uniqueness. Furthermore, other studies addressed the secure processing of distributed event logs [26], [27]. Other studies addressed the privacy-preserving continuous event data publishing [28].

3 APPROACH

We seek to anonymize an event log in such a way that an attacker cannot single out an individual based on a prefix or suffix of the individual’s trace or based on the event timestamps. Accordingly, the proposed approach relies on a data structure that captures all prefixes and suffixes of a set of traces, namely a Deterministic Acyclic Finite State Automata (DAFSA) [29]. By analyzing the frequency and time differences of each DAFSA transition, we estimate the amount of noise required to achieve the required guessing advantage.

Concretely, given a log and a guessing advantage threshold δ , our approach produces a differentially private event log in 7 steps as outlined in Fig. 1. The first step constructs a lossless intermediate representation of a log (DAFSA). The DAFSA groups the traces that share the same prefixes or suffixes. An attacker may have prior knowledge about the events recorded in the log before the log publishing. To address this issue, we estimate the prior knowledge of every event that belongs to a prefix/suffix group. Some events may correlate with high prior-knowledge values, leading to more noise injected in the log to achieve the given δ threshold. Accordingly, we provide a case filtering mechanism that

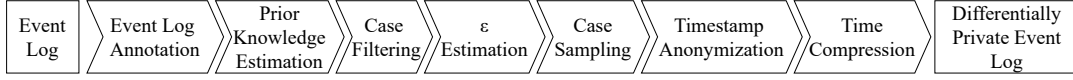


Fig. 1. Approach

filters out entire cases based on the estimated prior knowledge of their events. The fourth step estimates an ε value for every prefix/suffix group for the input δ threshold. The fifth step uses the estimated ε value to apply sampling to the cases based on their prefixes/suffixes and case variants. The sixth step applies timestamp anonymization based on the estimated ε values for every group of prefixes/suffixes. Lastly, we post-process the differentially private log to compress the timestamp values so that the overall timeframe of the resulting log matches closely with the original log. We generate new case IDs, so an attacker cannot use the case ID (on its own) to identify an individual.

The rest of this section introduces the attack model and then discusses each step of the proposed approach in turn.

3.1 Attack Model

We consider a scenario where a data owner shares an event log with an analyst. As illustrated in Table 1, an event log is a set of events capturing the execution of activities of a process. Each event contains a unique identifier of the process instance in which it occurs (the case ID), an activity label, and a timestamp. An event may contain other attributes, e.g., resources. This article focuses on anonymizing three attributes: case ID, activity label, and timestamp. If we group the events in a log by case ID and sort the events chronologically, every resulting group is called a trace. A trace captures the sequence of events that occurred in a case.

Definition 3.1 (Event Log, Event, Trace). An event log $L = \{e_1, e_2, \dots, e_n\}$ of a process is a set of events $e = (i, a, ts)$, each capturing an execution of an activity a (an activity instance), with a timestamp ts , as part of a case i of the process. The trace $t = \langle e_1, e_2, \dots, e_m \rangle$ of a case i is the sequence of events in L with identifier i , ordered by timestamp. An event log L may be represented as a set of traces $\{t_1, t_2, \dots, t_k\}$.

We assume that the activity labels and the smallest and largest timestamp in the event log are public information. We assume that each trace in the log pertains to an individual whose privacy we wish to safeguard. We view the analyst as a potential attacker who may seek to infer information about an individual based on the released log. We seek to protect the release under a worst-case scenario where the analyst has background knowledge about all individuals in the log except for the individual of their interest. Specifically, we seek to protect the release of log L to prevent the attacker from fulfilling one or both of the two attack goals:

- h_1 : Has the case of an individual gone through a given prefix or suffix? The output is a bit with a value $\in \{0, 1\}$.
- h_2 : What is the cycle time of a particular activity that has been executed for the individual? The output is a real value that the attacker may wish to estimate with a certain precision.

Note that we do not seek to prevent the attacker from guessing the activity labels, i.e., we do not view the activity labels as private information. Also, we assume that cases are independent, meaning that the sequence of activities that a case follows does not depend on the activity sequences of other cases. This assumption usually holds

in a business process, e.g., the patient's pathway in a treatment process does not depend on that of other patients.

To prevent an attacker from achieving goals h_1 and h_2 , we introduce a notion of a differentially private event log.

Definition 3.2 (Differentially-Private Event Log). Let L be an event log as defined in Def. 3.1. We say that a log $L' = M(L)$ is ε -differentially private if: (1) it ensures ε -differential privacy guarantee from the control-flow perspective; (2) it is ε -differentially private w.r.t. timestamp.

3.2 Event Log State-Annotation

Our goal is to prevent an attacker from singling out individuals based on any prefix or suffix of their trace (cf. attack goal h_1). To this end, we group the prefixes and suffixes in the log and inject independent differentially private noise to each group. Consequently, we need a log representation that partitions the prefixes and suffixes of the log traces into groups. In other words, this representation should assign each prefix (suffix) in the log to one group such that the union of the groups is equal to the entire set of prefixes (suffixes). Also, we require that this representation preserves only the set of case variants of the log (cf. **R1**).

The DAFSA provides us with such a partitioning. Given a set of words, each state in the DAFSA corresponds to a group of prefixes that share the same set of possible suffixes and suffixes that share the same set of prefixes [30]. An advantage of the DAFSA (specifically the *minimal DAFSA*) over similar representations, such as prefix trees, is that a (minimal) DAFSA contains a minimal number of groups (states) [30]. By minimizing the number of groups, we obtain larger groups. The larger the group, the smaller the needed noise injection to achieve ε -DP.

Definition 3.3 (Minimal DAFSA of a set of words [30]). Let V be a finite set of labels. A DAFSA is an acyclic directed graph $D = (S, s_0, A, S_f)$, where S is a finite set of states, $s_0 \in S$ is the initial state, $A \subset S \times V \times S$ is a set of labeled transitions, and S_f is a set of final states. A DAFSA of a set of words W is a DAFSA such that every word in W is a path from an initial to a final state, and, conversely, every path from an initial state to a final state is a word in W . A minimal DAFSA of a set of words W is a DAFSA of W with a minimal number of states.

Given a path from the initial state s_0 to a state $s \in S$ in a DAFSA, the sequence of labels of the arcs in the path is the *prefix* of s . Similarly, given a path from s to a final state $s_f \in S_f$, the sequence of labels associated with such path is the *suffix* of s .

Reissner et al. [29] reuse the algorithm in [30] to represent an event log as a DAFSA. Every trace in the log is seen as a word over the alphabet of activity labels. Each particular word extracted from an event log in this way is called a *case variant* of the log.

Definition 3.4 (Case Variant). Given an event log L , a case variant of L is a sequence of activity labels $\langle a_1, a_2, \dots, a_k \rangle$ such that there is a trace $\langle e_1, e_2, \dots, e_k \rangle$ of L such that $\forall j \in [1..k] \text{ id}(e_j) = a_j$, where $\text{id}(e)$ is the case ID of the event e .

The set of case variants (each one represented as a word) is then compressed into a DAFSA. For example, the DAFSA representation of the log in Table 1 is shown in Fig. 2.

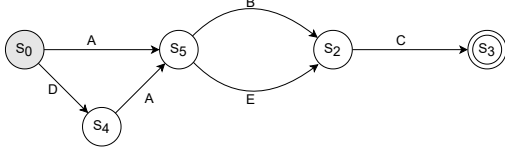


Fig. 2. DAFSA of the event log in Table 1

Definition 3.5 (Common prefixes and suffixes [29]). Let $D = (S, s_0, A, S_f)$ be a DAFSA. The set of common prefixes of D is $\mathbb{P} = \{pref(s) | s \in S \wedge |s| > 1\}$. The set of common suffixes of D is $\mathbb{S} = \{suff(s) | s \in S \wedge |s| > 1\}$.

The common prefixes of the DAFSA in Fig. 2 are $\{\langle A, B \rangle \langle D, A \rangle \langle A \rangle\}$, and the common suffixes are $\{\langle B, C \rangle \langle E, C \rangle\}$. Cases corresponding to case variants that traverse a given DAFSA state s share the same set of prefixes and suffixes. This article employs DAFSA states and transitions to group common prefixes and suffixes within cases of the log. We annotate the log in such a way that each event (activity instance) is related to a DAFSA transition (i.e., each event is annotated with a pair of states).

Definition 3.6 (DAFSA-Annotated Event Log). A DAFSA-annotated event log $L_s = \{r_1, r_2, \dots, r_n\}$ is a set of entries $r = (i, a, ts, s_i, s_e)$, each links an event $e = (i, a, ts) \in L$, where L is the event log, to the DAFSA transition $t = (s_i, a, s_e)$ that represents the occurrence of that event, where t starts from s_i , ends at s_e , and labeled with the same activity a .

The DAFSA-annotated event log links every event in the log, based on its prefix, suffix, and activity label, to a DAFSA transition. Every event is labeled by the source state and target state of the DAFSA transition. Table 2 (columns “Src. state” and “Tgt. state”) shows the DAFSA-annotated log.²

TABLE 2
DAFSA State-Annotated Event log

Case ID	Act. Label	Timestamp	Src. State	Tgt. State	Rel. Time	Nrm. Rel. Time	Prec.	PK
1	A	8/8/2020 10:20	s_0	s_5	0	0	1	0.33
	B	8/8/2020 10:50	s_5	s_2	30	0.33	0.67	0.75
	C	8/8/2020 16:15	s_2	s_3	325	0.0	0.01	0.33
2	D	8/8/2020 12:37	s_0	s_4	0	0	1	0.33
	A	8/8/2020 14:37	s_4	s_5	120	1	0	0.35
	E	8/8/2020 15:07	s_5	s_2	30	1	0	0.35
	C	8/8/2020 20:31	s_2	s_3	324	0	0.01	0.33
3	A	8/9/2020 13:30	s_0	s_5	0.99	0.33	1	0.5
	B	8/9/2020 13:55	s_5	s_2	25	0	0.67	0.5
	C	8/9/2020 20:55	s_2	s_3	420	0.07	0.01	0.167
4	D	8/9/2020 15:00	s_0	s_4	0.99	1	1	0.5
	A	8/9/2020 17:00	s_4	s_5	120	1	0	0.35
	B	8/9/2020 17:40	s_5	s_2	40	1	0.67	0.25
	C	8/9/2020 23:05	s_2	s_3	325	0.0	0.01	0.33
5	A	8/9/2020 17:25	s_0	s_5	0.99	0.33	1	0.5
	E	8/9/2020 17:55	s_5	s_2	30	1	0	0.35
	C	8/10/2020 23:55	s_2	s_3	1800	1	0.01	0.17
6	A	8/11/2020 17:00	s_0	s_5	3	1	1	0.17
	B	8/11/2020 17:27	s_5	s_2	27	0.13	0.67	0.5
	C	8/11/2020 23:45	s_2	s_3	378	0.04	0.01	0.17

2. Columns “Norm. Rel. Time”, “Prec.” and “PK” are explained later.

Timestamps represent the time at which every event happened. However, it is more beneficial to compare the duration of activities in every group of suffixes and prefixes to prevent singling out an individual based on the duration of their activity and its timestamp. We calculate the relative time to compare the time within a group of traces that share the same suffix/prefix and activity label. The relative time of an event is the time difference between an event and its successor. Table 2 (column Rel. Time) shows the relative time estimated for the given events. For the start event of every case, the relative time is the difference between the case start event and the first event in the event log.

3.3 Prior Knowledge Estimation

Without publishing the log, attackers can use their knowledge to guess information about a specific individual. We estimate the prior knowledge of an attacker using the framework proposed in [14]. An attacker’s guess $h(L)$ is considered successful if it falls within a range of values H_p , which is the actual value \pm precision.

Definition 3.7 (Prior Guessing Probability). An attacker’s prior guessing probability is $P := Pr[h(L) \in H_p]$

A guessing precision p is a percentage value representing the range of a successful guess H_p . For example, if the true value is 0.5 and $p = 0.2$, the guessed value is considered successful if it falls in range $H_p = [0.3, 0.7]$. To interpret the precision in the range of values $[0, 1]$ (a percentage value), we pre-process the log to normalize the range of values (relative timestamps) to be in the range $[0, 1]$. We assume that the precision for the start timestamp is one day and the precision for the relative time is 10 seconds. Table 2 (columns Nrm. Rel. Time and Prec.) shows the normalized relative time (the normalization is based on the event’s DAFSA transition group) and the estimated precision.

Laud et al. [14] estimate the prior knowledge P_k based on the data distribution as:

$$P_k = CDF(t_k + p \cdot r) - CDF(t_k - p \cdot r), \quad (1)$$

where CDF is the cumulative distribution function, t_k is the value of an instance k that falls in a range of values, p is the precision, and r is the upper bound of the range of values.

Suppose we cannot estimate the probability distribution of input values due to the absence of data distribution (e.g., the likelihood of participating in a subtrace). In that case, we can compute the worst-case scenario P_k as [14]:

$$P_k = (1 - \delta)/2 \text{ for all } k. \quad (2)$$

To apply the prior knowledge to the DAFSA-annotated log, we group the events based on their DAFSA transition (source state, activity, and target state). For each group of values, we estimate the prior knowledge using Eq. 1. Table 2 (column PK) shows the estimated prior knowledge for every instance with $\delta = 0.3$.

3.4 Case Filtering

In some cases, the prior knowledge P_k is very high such that more noise is needed to keep the guessing advantage below the threshold δ after publishing the event log. We filter out the instances that violate $P_k + \delta \geq 1$ to reduce the injected noise in such a case. To fulfill **R1**, we filter out the entire case.

Definition 3.8 (Case Filtering). A case filter F is a function that filters out cases with at least one DAFSA transition that violates the condition $P_k + \delta \geq 1$.

In Table 2, activity B of the first case has a prior knowledge value $P_k = 0.75$ and $\delta = 0.3$. Our approach filters out the entire first case because at least one DAFSA transition violates the condition $P_k + \delta \geq 1$. Table 3 shows the filtered DAFSA-annotated event log.³ After case filtering, we re-estimate the prior knowledge for each event. Table 3 (column New PK) presents the newly estimated prior knowledge values. Case filtering does not have an impact on privacy because it does not depend on private data.

TABLE 3
Filtered DAFSA State-Annotated Event log

Case ID	Act. Label	Timestamp	Src State	Tgt State	Rel. Time	New PK	ε_t
2	D	8/8/2020 12:37	s_0	s_4	0	0.2	1.39
	A	8/8/2020 14:37	s_4	s_5	120	0.35	1.24
	E	8/8/2020 15:07	s_5	s_2	30	0.35	1.24
	C	8/8/2020 20:31	s_2	s_3	324	0.2	1.39
3	A	8/9/2020 13:30	s_0	s_5	0.99	0.6	1.8
	B	8/9/2020 13:55	s_5	s_2	25	0.33	1.24
	C	8/9/2020 20:55	s_2	s_3	420	0.2	1.39
4	D	8/9/2020 15:00	s_0	s_4	0.99	0.6	1.79
	A	8/9/2020 17:00	s_4	s_5	120	0.35	1.24
	B	8/9/2020 17:40	s_5	s_2	40	0.33	1.24
	C	8/9/2020 23:05	s_2	s_3	325	0.2	1.39
5	A	8/9/2020 17:25	s_0	s_5	0.99	0.6	1.79
	E	8/9/2020 17:55	s_5	s_2	30	0.35	1.24
	C	8/10/2020 23:55	s_2	s_3	1800	0.2	1.39
6	A	8/11/2020 17:00	s_0	s_5	3	0.2	1.39
	B	8/11/2020 17:27	s_5	s_2	27	0.33	1.24
	C	8/11/2020 23:45	s_2	s_3	378	0.2	1.39

3.5 ε Estimation

Given the filtered DAFSA-annotated event log, we need to estimate the amount of noise in order to anonymize the event log. We use DP, which quantifies the noise using ε . One naive approach is using the same ε both for control-flow and timestamp anonymization. The two types of queries are different, and the quantity of noise has a different impact on each. Given the attack model in Sect. 3.1, for attack h_1 , we use the lossless log representation (DAFSA) to apply an ε -DP mechanism to the prefixes and suffixes of the traces in the log. For attack h_2 , we apply a bounded ε -DP mechanism w.r.t. the timestamp attribute (Def. 2.3). Consequently, we seek to quantify two ε values: the ε_d is required to anonymize the DAFSA, and the ε_t is required to anonymize the timestamp attribute.

Both ε_d and ε_t should guarantee that the attacker cannot single out an individual based on any prefix or suffix of their trace. Accordingly, we group the prefixes and suffixes in the log and estimate ε_d and ε_t for each group.

3.5.1 Estimating ε_t

To protect against attack goal h_2 , we need to inject noise sufficient to achieve a given ε_t , determined by the guessing advantage threshold. Two approaches are possible. The first one is to calculate a single ε_t for every event in the log. The second approach is to estimate an epsilon that minimizes the noise injected into each event individually. We use the second one.

We estimate ε_t for an event based on the group of prefix that ends with the event and the suffixes that starts with the event. Consequently, we adopt a *personalized differential privacy* mechanism that uses a different ε_t value for every event. Personalized DP assumes that every individual has independent privacy specification

Φ [31]. In other words, $\Phi = (u_1, \varepsilon_1), (u_1, \varepsilon_1), \dots, (u_m, \varepsilon_m)$, where an individual $u \in U$, and the database has m users.

Definition 3.9 (Personalized Differential Privacy [31]). Given a universe of cases U , a mechanism M is said to be Φ -personalized differentially private if all the data sets D_1 and D_2 differing at most on one value of a tuple t , and all $S \subseteq \text{Range}(M)$.

$$Pr[M(D_1) \in S] \leq \exp(\Phi^u) \times Pr[M(D_2) \in S]$$

where $u \in U$ is the case that corresponds to tuple t , and Φ^u denote u 's privacy quantification.

We assume that the log publisher provides the maximum acceptable increase in the successful guessing probability after publishing the anonymized event log, called Guessing Advantage δ . Laud et al. [14] provide a framework that quantifies the ε value from a given guessing advantage δ . They define the guessing advantage as the difference between the posterior probability (after publishing $M(L)$) and the prior probability (before publishing $M(L)$) (prior knowledge) of an attacker making a successful guess in H_p . Let δ be the maximum allowed guessing advantage, stated by the event log publisher.

Definition 3.10 (Guessing Advantage). Attacker's advantage in achieving the goal h with precision p is at most δ if, for any published event log L' , treating L as a random variable,

$$Pr[h(L) \in H_p \mid M(L) = L'] - Pr[h(L) \in H_p] \leq \delta.$$

Laud et al. [14] quantify the maximum ε value that achieves the upper bound δ for every data instance.

Proposition 3.1. *The maximum possible ε (i.e., the minimum noise) that achieves the upper bound δ , w.r.t the above attack model, and fulfills the requirement R2 is*

$$\varepsilon_k = -\ln \left(\frac{P_k}{1 - P_k} \left(\frac{1}{\delta + P_k} - 1 \right) \right) \cdot \frac{1}{r}, \quad (3)$$

where r is the maximum value in the range of values, and P_k is the prior guessing probability for an instance k .

Proof. The proof of Prop. 3.1 is available in Appendix. A.2 ■

To quantify ε using Eq (3), we need to study the distribution of values among every group of prefixes/suffixes. We quantify ε_t using the DAFSA-annotated event log to mitigate singling out an individual by their prefixes (or suffixes). Given Definitions 3.3, and 3.6, all cases that share a common prefix will traverse a given state s in the DAFSA corresponding to this prefix. The same holds for cases that share a common suffix.

To anonymize the timestamps, we anonymize two components: (1) the start time of the case, which we define as the time difference between the start time of the case and the first start time in the event log; and (2) the execution time of each activity in the case, defined as the difference between its execution timestamp and the timestamp of the successor activity in the same case.

To anonymize the start time of each case, we group all the start times of the cases in the log to anonymize the fact that a given case happened on a specific day. Accordingly, we group events that have source state s_0 as a single group. To anonymize the execution time of activities, we group the events that have the same source state, activity label, and target state in the DAFSA. For each group of the above, we use Eq (1) and (3) to estimate a different ε_t value for every event. Eq (3) provides the maximum ε_t to fulfill R2. The ε_t estimated for each event are shown in Table 3 (column ε_t).

3. The column " ε_t " is explained later.

3.5.2 Estimating ϵ_d

Parameter ϵ_d determines the noise to be applied to the occurrence count of each case variant in the log to prevent attack h_1 . To estimate ϵ_d for a given group of prefixes or suffixes, we consider each group's size (count). This count is given by the following SQL query:

```
CT = SELECT SourceState, ActivityLabel, TargetState, COUNT(*)
FROM StateAnnotatedEventLog
GROUP BY SourceState, ActivityLabel, TargetState
```

The output of the above query is the *DAFSA transition contingency table* (CT). We use the CT to estimate ϵ_d by using Eq (2) and (3). The ϵ_d of all the DAFSA transitions of the CT is the same, but the noise is drawn for every transition independently. The privacy proofs of ϵ estimation are presented in Appendix A.1.

Definition 3.11 (DAFSA Transitions Contingency Table). A DAFSA transition contingency table C is the histogram of counts for each transition $t = (s_i, a, s_e)$ of the DAFSA D , where s_i is the source state, a is the activity label, and s_e is the target state of t .

Table 4 shows the DAFSA transitions CT. These counts are called marginals. The marginals contain the correlations counts of the common sets of prefixes and suffixes of the DAFSA. We anonymize the marginals to prevent singling out that an individual has been through an activity, using the prefix and the suffix set of activities. Barak et al. [32] use an unbounded ϵ -DP mechanism (cf. Definition 2.1) for marginal anonymization. Likewise, we use unbounded ϵ -DP to anonymize the DAFSA transitions CT.

Definition 3.12 (Differentially Private DAFSA Transitions Contingency Table). Let f be a query function that computes a DAFSA transitions contingency table with a set of transitions $t = (s_i, a, s_e)$ and a count cell c_i for each transition. Let M_f be an unbounded ϵ -differentially private mechanism (by Definition 2.1) that injects noise into the result of f . A differentially private DAFSA transitions contingency table is defined as $M(C) := \{(t_1, M_f(c_1)), (t_2, M_f(c_2)), \dots, (t_n, M_f(c_n))\}$, where n is the number of transitions.

3.6 Case Sampling

Given the mechanism M_f of Def. 3.12, we need to translate the noise estimated by the CT to the log. Kifer et al. [33] study the anonymization of CTs. They present the notion of a *move* to define the anonymization of the marginals of CTs. A move is a process that adds or deletes a tuple from the CT. We calculate the number of moves by drawing a random noise using ϵ_d . Then, we translate the moves to a sampling of the cases that go through the same DAFSA transitions. Sampling may require zero or more moves.

The conference version of this article [9] has a stricter version of **R1**. It fulfills the requirement that “the anonymized log must have the same set of case variants as the original log.” We defined *oversampling* as increasing a count (positive move) in the CT by replicating a random tuple in the log to fulfill such a requirement.

Definition 3.13 (DAFSA Transition Oversample). Given a DAFSA transition contingency table C_i , an oversample O is a transformation that adds a DAFSA transition instance to C_i , producing a contingency table $C_j = O(C_i)$, with an increase of only one count cell by 1.

This article considers a relaxation of the above requirement (cf. **R1**). We extend our approach to use sampling instead of oversampling, i.e., our approach performs both replication and

deletion of cases from the log. We define *sampling* as an increase or a decrease of a count in the CT.

TABLE 4
DAFSA Transitions Contingency Table, and the generated Random Noise every DAFSA Transition for $\delta=0.3$ and estimated $\epsilon_d=1.238$

Source State	Activity	Target State	Count	Noise
s_0	A	s_5	3	0
s_5	B	s_2	3	2
s_2	C	s_3	5	1
s_0	D	s_4	2	-3
s_4	A	s_5	2	0
s_5	E	s_2	2	0

The randomly generated sample size (based on ϵ_d) can have a positive or a negative size. We draw a random noise value from the Laplace distribution $Lap(\Delta f / \epsilon_d)$, for each DAFSA transition. Table 4 shows the random noise for every DAFSA transition with the estimated $\epsilon_d=1.238$. The positive size is translated to replicating a random tuple in the log. The negative size is translated to deleting a random tuple in the log. Adding or removing a prefix/suffix of a trace to the log affects a single frequency count by 1, so $\Delta f = 1$.

Definition 3.14 (DAFSA Transition Sampling). Given a DAFSA transition contingency table C_i , a sample *Sample* is a transformation that adds or deletes a DAFSA transition instance from C_i , producing a contingency table $C_j = Sample(C_i)$, with an increase or a decrease of only one count cell by 1.

To avoid inserting new trace variants in the event log (cf. **R1**), we sample the prefix and the suffix of the sampled transition, i.e., we sample an entire case that goes through the sampled transition.

Definition 3.15 (Case Sample). Given an event log L , a case sample *Sample_{c_i}* is a transformation that either duplicates or deletes a case c_i of log L , that goes through a sampled DAFSA transition t , in such a way that it duplicates or deletes all the activities of c_i .

Timestamp Noise Injection At this step, we have the DAFSA annotated log, with the sampled case instances and an ϵ_t value of each event. First, if some cases have been replicated, we divide the ϵ_t value of the replicated cases by the number of replications, as it is considered repeating the same query more than once [3]. Then, we draw a random noise from the Laplace distribution $Lap(\Delta f / \epsilon_t)$ to anonymize the relative time for every activity instance and the start time of each case. Finally, we transform the relative execution time of activities to timestamps.

Algorithm 1 presents the steps we perform in order to calculate the differentially private event log. This algorithm does not introduce new case variants so as to fulfill **R1**.

Algorithm 1 starts by performing event log state-annotation as described in Sect. 3.2. Then, we estimate the prior knowledge as described in Sect. 3.3. After that, we perform case filtering as presented in Sect. 3.4. Then, we estimate ϵ_t , and ϵ_d as described in Sect. 3.5. Then, we construct a correspondence (lookup) table between the DAFSA annotated event log and the case variants (line 7). This table maps every DAFSA transition to the case variants that traverse it. Also, we use this lookup table to track the updates over transitions. Second, we independently draw a random noise from the Laplace distribution $Lap(\Delta f / \epsilon_d)$ (line 8) for every transition. We initialize added noise counter to be zero (line 9). Next, we count the DAFSA transitions that need noise injection and their needed noise (lines 10). Next, we choose a random transition that needs

Algorithm 1: Event Log Anonymization Algorithm

```

1. Input:  $L$ : Event Log,  $\delta$ : Guessing Advantage Threshold
2. Output:  $L'$ :  $\epsilon$ -Differentially Private Event Log
3.  $L = \text{eventLogStateAnnotation}(L)$ ;
4.  $p_k = \text{priorKnowledgeEstimation}(L, \delta)$ ;
5.  $L_f = \text{caseFiltering}(L, p_k)$ ;
6.  $\epsilon_d, \epsilon_t = \epsilon\text{Estimation}(L_f, p_k, \delta)$ ;
7.  $\text{DafsaLookup} = \text{Build DAFSA annotated event log to case variant lookup}(L_f)$ ;
8.  $\text{DafsaLookup}[i].\text{neededNoise} = z_i$ , where  $z_i$  is sampled from  $\text{Lap}(\Delta f / \epsilon_d)$ 
   independently for every transition  $t_i$ ;
9.  $\text{DafsaLookup}.\text{addedNoise} = 0$ ;
10.  $\text{cnt} = \text{count}(|\text{DafsaLookup}.\text{addedNoise}| < |\text{DafsaLookup}.\text{neededNoise}|)$ ;
11.  $L' = L_f$ ;
12. while  $\text{cnt} > 0$  do
13.    $\text{selectedTransition} = \text{pick a random transition such that}$ 
      $|\text{DafsaLookup}.\text{addedNoise}| < |\text{DafsaLookup}.\text{neededNoise}|$ ;
14.    $\text{pickedTraces} = \text{pick } x \text{ random traces that traverse selectedTransition,}$ 
     where  $x = \text{selectedTransition}.\text{neededNoise}$ ;
15.   foreach  $t \in \text{pickedTraces}$  do
16.     if  $\text{DafsaLookup}[t].\text{neededNoise} > 0$  then
17.        $\text{DafsaLookup}[t].\text{addedNoise}++$ ;
18.       add to  $L'$  a replica of a random case with a case variant =  $t$ ;
19.     else
20.        $\text{DafsaLookup}[t].\text{addedNoise}--$ ;
21.       delete from  $L'$  a random case with a case variant =  $t$ ;
22.     end
23.   end
24.    $\text{cnt} = \text{count}(|\text{DafsaLookup}.\text{addedNoise}| < |\text{DafsaLookup}.\text{neededNoise}|)$ ;
25. end
26.  $\text{DafsaLookup}[i].\epsilon_t = \text{DafsaLookup}[i].\epsilon_t / \text{DafsaLookup}[i].\text{NumOfReplicas}$ ,
   where  $i$  is the replicated cases;
27.  $L'.\text{timestamp} = L'.\text{timestamp} + z_i$ , where  $z_i$  is sampled from
    $\text{Lap}(\Delta f / \text{DafsaLookup}[i].\epsilon_t)$ 
28. return  $L'$ 

```

noise (with their occurrence frequency as sampling weights) (line 12). Then, we randomly choose a case variant that goes through the chosen transition (with sampling weights of their number of instances) (line 13). Next, based on the needed noise (line 15), we either replicate (lines 16-17) or delete (lines 20-21) the chosen case variant by a number of times equals the needed noise. For every replication/deletion, we choose a random case variant instance from the event log to be replicated. We repeat this process until all the transitions have the minimum required noise. Finally, we divide ϵ_t of the replicated cases by the number of replications (line 26). By the end of this step, the event log is anonymized by ϵ values calculated from the input maximum guessing advantage δ .

Next, we show that the output of Algorithm 1 indeed ensures the ϵ -differential privacy guarantees.

Lemma 3.2. *Let L and δ be an event log and a maximum guessing advantage threshold. Log $L' = \text{Alg1}(L, \delta)$ fulfills the two properties in Def 3.2 (i.e., L' is ϵ -differentially private), and L' fulfills requirements **R1** and **R2**.*

Proof. See Appendix A and Lemma A.8. ■

3.7 Timestamp Compression

This article assumes that the start timestamps of the first and the last case in the original log are public. However, the timestamp anonymization introduces time shifts, making some cases happen before the original first timestamp or after the last timestamp of the log. To reduce the impact of time shifts over the log, we perform timestamp compression as post-processing of the anonymized log.

Proposition 3.3 (Differential Privacy under Post-processing [3]). *A post-processing algorithm P of an event log L gives ϵ -differential private event log, if and only if it has been applied to the output of an algorithm A that gives an ϵ -differential private event log.*

Proof. The proof of Prop. 3.3 is in [3] (cf. Proposition 2.1) ■

Given the ϵ -DP log, the post-processing of $M(L)$ output is differentially private. In this article, we use the public information, the start timestamp of the first and the last cases in the event log, to post-process the anonymized event log. We perform timestamp compression to make the cases' timestamp fall between the original start timestamp of the first and the last cases in the event log. We multiply the relative time values with a compression factor. We define the compression factor as:

$$\text{Compression Factor} = \frac{\text{Original Range}}{\text{Anonymized Range} + \text{Original Range}} * \frac{1}{2}, \quad (4)$$

where the original range is the difference in days between the start timestamp of the first and the last cases in the original event log, and the anonymized range is the difference in days between the start timestamp of the first and the last cases in the anonymized event log. Table 5 shows the anonymized version of the input event log in Table 1 with a guessing advantage threshold $\delta=0.3$.

Lastly, we generate new Case IDs for the anonymized log cases that do not link to the original log. Also, we reorder the events in the event log based on their new timestamps.

TABLE 5
Differentially Private Event Log with $\delta=0.3$

Case ID	Activity	Timestamp
66d19fc868978d2fc1e	D	2020-08-08 04:26:24
66d19fc868978d2fc1e	A	2020-08-08 07:03:57
66d19fc868978d2fc1e	E	2020-08-08 07:43:20
66c81c1d1a9773464aa	D	2020-08-09 12:16:42
66d19fc868978d2fc1e	C	2020-08-09 13:33:07
66c81c1d1a9773464aa	A	2020-08-09 14:54:15
66c81c1d1a9773464aa	B	2020-08-09 15:53:27
c4247e4c1e9292166cd	A	2020-08-09 18:44:10
c4247e4c1e9292166cd	E	2020-08-09 19:23:33
efd62407e7f2b016e33	A	2020-08-09 19:34:35
efd62407e7f2b016e33	B	2020-08-09 20:00:23
efd62407e7f2b016e33	C	2020-08-10 00:49:12
66c81c1d1a9773464aa	C	2020-08-10 04:41:39
64b00e4dfc2b2145e17	D	2020-08-10 05:17:48
64b00e4dfc2b2145e17	A	2020-08-10 07:55:20
64b00e4dfc2b2145e17	B	2020-08-10 08:44:53
64b00e4dfc2b2145e17	C	2020-08-11 00:59:32
c4247e4c1e9292166cd	A	2020-08-11 06:16:25
cde714d92c42217500a	C	2020-08-11 07:02:37
cde714d92c42217500a	B	2020-08-11 07:33:55
cde714d92c42217500a	C	2020-08-11 15:26:28

4 EVALUATION

To address the problem stated in Sect. 1 under requirements **R1** and **R2**, the proposed method injects differentially private noise in two ways: (i) by sampling and filtering some of the traces in the log; and (ii) by altering the event timestamps. The noise injection and case filtering affect the utility of the anonymized logs. We measure the effect of anonymization on the utility by comparing the anonymized logs against the original ones. We compare the performance of different design choices. Also, we compare the proposed approach against the state-of-the-art.

Accordingly, we define the following research questions:

- RQ1.** What is the effect of including case filtering in addition to sampling on the output utility?
- RQ2.** Does the proposed approach outperform the state-of-the-art baselines in terms of the output utility?
- RQ3.** What is the difference between different design choices and the state-of-the-art in terms of computational efficiency?

4.1 Evaluation Measures

To measure the quality of the anonymized case variants, we use Jaccard Distance (JD) [34]. It is efficient for sparse vectors and has been adopted in existing work [35]. JD is a metric that measures the similarity and diversity of two sets. It is calculated by dividing the size of the intersection by the size of the union of the two sets. $JD(X, Y) = 1 - \frac{|X \cap Y|}{|X \cup Y|}$. This article compares the set of case variants in the anonymized log against the original log.

Given a log, a typical output of process mining tools is the DFG. To measure the utility loss of the anonymization on the DFG, we compare the DFG resulting from the anonymized log against the original one. To measure the difference between two DFGs, we use the *Earth Movers' Distance* (EMD) [36]. The EMD between two distributions u and v is the minimum cost of transforming u into v . The cost is the distribution weight that needs to be moved, multiplied by the distance it needs to move. Formally:

$$EMD(u, v) = \inf_{\pi \in \Gamma(u, v)} \int_{\mathbb{R} \times \mathbb{R}} |x - y| d\pi(x, y), \quad (5)$$

where $\Gamma(u, v)$ is the set of distributions on $\mathbb{R} \times \mathbb{R}$ whose marginals are u and v .

Optimal anonymization is an NP-hard problem [37]. Hence, increasing the log size makes it unpractical to perform anonymization within sufficient execution time [17]. Consequently, we conduct a wall-to-wall run time experiment to assess the efficiency of the method. We measure the time between reading the input XES file and the generation of its anonymized version.

4.2 Datasets

To answer our research questions, we rely on the real-life event logs publicly available at 4TU Centre for Research Data⁴ as of February 2021. We considered the logs mentioned in Appendix B Table 1. The selected logs contain the process execution of different domains, e.g., government and healthcare. From the set of available logs, we excluded the event logs that are not business processes (e.g., “Apache Commons”, “BPIC 16” logs, “Junit 4.12”). Also, we exclude the set of event logs “coSeLog” as they are a pre-processed version of BPI challenge 15. Finally, we select a single log for each set of logs in BPI challenges 13, 14, 15, 17, 20.

4.3 Experiment Setup

We implement the proposed model as part of a prototype, namely Amun⁵. We run the experiment on a single machine with AMD Opteron(TM) Processor 6276 and 32 GB memory. We time out any experiment at 24 hours. Also, in our experiment, we consider only the end timestamp to calculate the relative time of an event for simplicity, and the same approach is still valid to apply DP. Further, we keep only the three attributes in every event log: case ID, Activity, and timestamp.

We evaluate and compare the different design choices of our approach. We evaluate the oversampling presented in the conference version of this article [9], the proposed approach using all the proposed steps in Sect. 3 (filtering risky cases then sampling), and the proposed approach without the third step (sampling without filtering). We use the JD and EMD to compare the anonymized event log against the original for all the design choices.

We compare the proposed approach against the state-of-the-art. The studies that consider PPPM from the case perspective are [2],

[18]–[21]. In our comparison, we do not include the work in [2], [18] because the parameters' interpretation of the k-anonymity privacy model is different from the DP model. The studies [19]–[21] adopt DP. Mannhardt et al. [19] anonymize two types of queries: the query “frequencies of directly-follows relations” and “frequencies of trace variants”. The output of the anonymization of [19] is not an event log. PRIPEL [20] anonymizes the event log while adopting the trace variant queries anonymization that has been proposed in [19]. We compare the proposed approach against [20]. SaCoFa [21] anonymizes the case variant queries. The output is an event log without the time attribute. We include SaCoFa [21] only in the case variant experiments. PRIPEL and SaCoFa take three input parameters, namely ϵ , k , and N . To select the parameters' values, we run several experiments for different values of the pruning parameter k (0.5%, 1%, and 5% of the cases), and we select the best results. For the maximum trace length, we set N to the average trace length of the log. Other experiments with different parameter values can be found in Appendix B.

PRIPEL accepts a single ϵ value for both the trace variant anonymization and the timestamp attribute anonymization, and SaCoFa adapts a single ϵ value for all the events. On the contrary, our proposed approach uses different ϵ values. Consequently, we use the average value of the estimated ϵ values in our approach as input to PRIPEL and SaCoFa. We do that in two different settings. We run an experiment using the ϵ values estimated for the trace variant anonymization (i.e., ϵ_d , as explained in Sect. 3.5), and we evaluate the output using the JD. Also, we run another experiment using the ϵ values estimated for the timestamp anonymization (i.e., ϵ_t , as explained in Sect. 3.5), and we evaluate the output using the EMD. We use SaCoFa with only the first setting because it anonymizes the case variant query only. All the anonymized logs are available in Appendix B.

4.4 Results

Table 6 shows the experimental results measured by JD. The minimum JD for each event log, given an input δ , is highlighted in bold. A “-” indicates that the approach runs out of memory (32 GB) or times out (24 hours). ϵ_d refers to the ϵ estimated from the guessing advantage to anonymize the sequence of events. We exclude the oversampling setting from this comparison, as it does not change the input case variants. The proposed approach using sampling without filtering (labeled $Amun_s$) has the minimum JD. The second-smallest distance is the proposed approach with the setting of both filtering and sampling (labeled $Amun_f$) because filtering removes more cases, which is penalized by the JD. The JD of PRIPEL and SaCoFa are significant because they generate new case variants and delete case variants. For some logs, both PRIPEL and SaCoFa runs out of memory.

The utility loss differs across logs. We see a decrease in the utility loss for structured logs such as Credit Requirement, Unrineweginfectie, and Traffic Fines. For example, the output of $Amun_s$ for Unrineweginfectie has a maximum JD of 0.07, and for the same log, $Amun_f$ has a maximum distance of 0.09. This difference is because $Amun_f$ filters out cases to reduce the timestamp noise injection. PRIPEL has a JD of 0.9, and SaCoFa has a JD= 0.89. That happens due to infrequent case variants trimming.

With anonymizing unstructured event logs, which is more challenging due to the uniqueness of cases, we see an increase in utility loss. For instance, the output of $Amun_s$ for Sepsis cases log has a maximum JD of 0.144, and for the same log, $Amun_f$ has

4. <https://data.4tu.nl/>

5. <https://github.com/Elkoumy/amun>

a maximum distance of 0.88. The increase of the utility loss is significant with $Amun_f$ because it filtered out 580 case variants, in contrast to $Amun_s$, which filtered out only 87 case variants. For the same log, PRIPEL has a maximum JD of 0.9969. That happens because PRIPEL filtered out 839 case variants. SaCoFa has a maximum JD = 0.9598 because it filtered out 787 case variants and added new 19 case variants (false positives).

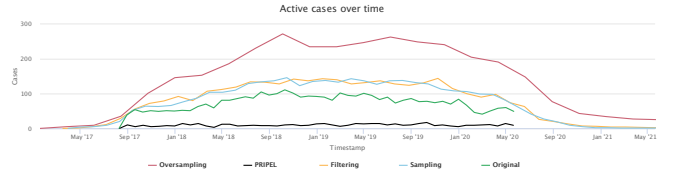
TABLE 6

Jaccard Distance for the output of different anonymization approaches. A “-” means that the approach ran out of memory or timed out.

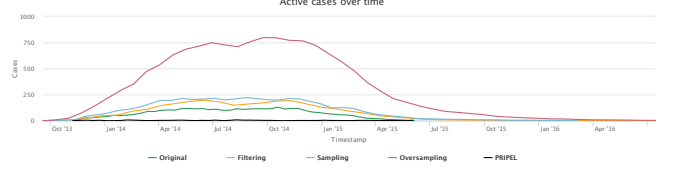
Log Name	δ	ϵ_d	$Amun_s$	$Amun_f$	PRIPEL	SaCoFa
BPIC12	0.2	0.8100	0.1618	0.8681	0.9995	0.9931
	0.3	1.2380	0.1140	0.9005	0.9995	0.9926
	0.4	1.7000	0.0612	0.9187	0.9995	0.9928
BPIC13	0.2	0.8100	0.12	0.12	0.9966	0.9760
	0.3	1.2380	0.05	0.17	0.9966	0.9757
	0.4	1.7000	0.02	0.53	0.9964	0.9770
BPIC14	0.2	0.8100	0.1470	0.1581	-	0.9997
	0.3	1.2380	0.0950	0.1051	0.9999	0.9997
	0.4	1.7000	0.0500	0.0949	0.9999	0.9998
BPIC15	0.2	0.8100	0.2685	0.3053	-	-
	0.3	1.2380	0.1750	0.4455	0.9999	-
	0.4	1.7000	0.0996	0.5396	0.9997	-
BPIC17	0.2	0.8100	0.0618	0.6956	0.9997	0.9915
	0.3	1.2380	0.0276	0.9214	-	0.9916
	0.4	1.7000	0.0130	0.9216	0.9997	0.9933
BPIC18	0.2	0.8100	0.2024	0.6546	0.9999	0.9984
	0.3	1.2380	0.1283	0.6913	-	0.9989
	0.4	1.7000	0.0689	0.8055	-	-
BPIC19	0.2	0.8100	0.1903	0.2385	-	0.9957
	0.3	1.2380	0.1385	0.1977	-	0.9960
	0.4	1.7000	0.0852	0.2239	-	0.9962
BPIC20	0.2	0.8100	0.1129	0.1319	0.9948	0.9572
	0.3	1.2380	0.0343	0.0864	0.9948	0.9592
	0.4	1.7000	0.0222	0.1432	0.9948	0.9835
CCC19	0.2	0.8100	0.1564	0.9498	-	-
	0.3	1.2380	0.2798	0.7403	-	-
	0.4	1.7000	0.0	0.8838	-	-
CredReq	0.2	0.8100	0.0	0.0	0.0	0.0
	0.3	1.2380	0.0	0.0	0.0	0.0
	0.4	1.7000	0.0	0.0	0.0	0.0
Hospital	0.2	0.8100	0.2849	0.3269	0.9999	-
	0.3	1.2380	0.2177	0.2203	0.9998	-
	0.4	1.7000	0.1295	0.1579	0.9998	-
Sepsis	0.2	0.8100	0.1437	0.4060	0.9962	0.9485
	0.3	1.2380	0.1226	0.7185	0.9964	0.9556
	0.4	1.7000	0.0340	0.8820	0.9969	0.9598
Traffic	0.2	0.8100	0.0185	0.0275	-	0.9757
	0.3	1.2380	0.0042	0.0270	-	0.9773
	0.4	1.7000	0.0	0.1830	-	0.9762
Unrine.	0.2	0.8100	0.0728	0.0852	0.9875	0.9023
	0.3	1.2380	0.0	0.1123	0.9938	0.9006
	0.4	1.7000	0.0728	0.0	0.9875	0.9029

The second setting of our experiment is to measure the utility loss over the DFG. Table 7 shows the results for both the frequency and time annotated DFG. We use the total relative time between two activities to annotate the DFG. The time EMD distance is measured in terms of months. ϵ_t refers to the average ϵ_t value estimated by the proposed approach for timestamp anonymization. The best result for every input δ is in bold. $Amun_f$ outperforms other settings in the time EMD in most of the logs because case filtering decreases the needed noise to anonymize the timestamp, and hence $Amun_f$ has a lower utility loss.

Conversely, the $Amun_f$ has a lower frequency EMD than $Amun_s$, due to the decrease in the frequencies by case filtering. The oversampling setting ($Amun_o$) has the largest frequency and time EMD due to duplicating cases and dividing ϵ_t by the number of duplications. PRIPEL has a time EMD that is close to the filtering settings. However, the used ϵ_t with PRIPEL is the average estimated ϵ . Thus, the proposed approach can provide similar or better time EMD with stronger privacy metrics. The effect of using the same ϵ



(a) Unrineweginfectie Active cases over time



(b) Sepsis Active Cases over Time

Fig. 3. Variant Analysis comparison between Unrine. and Sepsis event logs and their anonymized versions, with $\delta = 0.2$, average $\epsilon = 1.31$ for Sepsis, and average $\epsilon = 2.87$ for Unrine. The figures are zoomed by 70%.

in PRIPEL for both the case variant and timestamp anonymization appears in the frequency EMD. The proposed approach has a lower frequency EMD than PRIPEL in all the logs.

We compare the variant analysis of different design choices for structured and unstructured event logs for further analysis. Fig. 3 shows a variant analysis between Unrineweginfectie and Sepsis logs and their anonymized versions by different design choices and PRIPEL. All the design choices have their best utility for the Unrineweginfectie log, which has 1650 cases and only 50 case variants. Fig. 3(a) shows that $Amun_s$, $Amun_f$, and PRIPEL result in logs with close active cases over time to the original log. The false negatives in the anonymized logs are 1, 2 and 34 for $Amun_s$, $Amun_f$ and PRIPEL, respectively. However, $Amun_o$ adds more noise than other approaches, though it keeps the false negatives to zero due to oversampling.

Fig. 3(b) shows the active cases over time for the sepsis cases event log, with 1050 cases and 846 case variants. For both $Amun_s$ and $Amun_f$ the anonymized version of Sepsis cases has a closer behavior to the original log. $Amun_o$ generates more noise with unstructured event logs than structured logs. The anonymized log by PRIPEL has fewer case variants than the original log. The false negatives in the anonymized logs are 37, 317, and 839 for $Amun_s$, $Amun_f$, and PRIPEL, respectively.

We conduct a wall-to-wall run time experiment to assess the efficiency of the method. We measure the time between reading the input XES file and the generation of its anonymized version. The results are reported in Table 8, and the values are in minutes. The run time increases with case variants (as it contains more DAFSA transition groups). The execution times for logs with numerous events and with low δ values are in the order of hours, e.g., 2.13 hours for BPIC18 (2.5 million events) with $\delta=0.2$ because the noise injection algorithm iterates multiple times over each transition (lines 15-23 in Algorithm 1), and the number of DAFSA states for this log is high (638,242 states). This shortcoming can be tackled via parallelization, as the privacy quantification over each DAFSA transition is independent of others. PRIPEL does not scale and runs out of memory for event logs that have numerous cases and events. The above experiments were all done using one single thread to avoid bringing additional variables (number of computing nodes and cores) into the experiments.

TABLE 7

Earth Movers' Distance for the output of different anonymization approaches. A “-” means that the approach ran out of memory or timed out.

Log	δ	ϵ_t	EMD Freq				EMD Time			
			$Amun_s$	$Amun_f$	$Amun_o$	PRIPEL	$Amun_s$	$Amun_f$	$Amun_o$	PRIPEL
BPIC12	0.2	1.48	331.02	653.36	2301.62	946.9	40.30	8.08	192.13	25.75
	0.3	2.00	212.64	742.39	1597.79	966.99	20.32	13.54	107.96	26.7
	0.4	2.47	142.37	785.87	1275.43	966.88	12.68	16.74	72.56	26.7
BPIC13	0.2	1.49	1131.91	1053.45	7613.27	3771.09	778.18	811.51	3343.92	197.41
	0.3	1.99	840.55	258.45	5417.64	3792.55	592.36	307.26	2055.23	197.38
	0.4	2.44	558.45	2450.45	4296.73	3775.82	486.86	75.13	1751.96	197.19
BPIC14	0.2	1.25	429.60	395.24	1905.69	531.42	132.53	130.00	577.32	10
	0.3	1.74	298.86	281.43	1333.95	-	82.02	76.37	321.72	-
	0.4	2.27	208.55	179.94	1012.62	-	47.12	50.61	178.08	-
BPIC15	0.2	0.42	20.71	18.74	80.61	-	5.68	4.18	22.47	-
	0.3	0.69	14.82	7.93	52.42	10.71	3.15	2.28	11.17	0.8
	0.4	0.99	12.60	2.79	39.09	-	2.46	1.05	8.87	-
BPIC17	0.2	1.81	141.37	1925.92	1159.08	2454.47	117.56	75.98	268.08	109.10
	0.3	2.21	78.60	2667.91	938.79	-	95.07	131.76	206.76	-
	0.4	2.66	49.93	2674.76	938.79	-	79.33	133.77	206.76	-
BPIC18	0.2	0.91	3775.468	659.01	17668.46	-	2176.17	179.39	3206.75	-
	0.3	1.31	2922.80	1752.72	12063.81	-	1319.69	325.14	2201.39	-
	0.4	1.72	2372.08	2812.65	9055.04	-	885.81	517.59	1647.15	-
BPIC19	0.2	2.96	946.99	811.80	4509.08	-	524.18	608.02	1513.92	-
	0.3	3.51	743.96	572.71	3094.05	-	491.84	498.59	1054.23	-
	0.4	4.00	612.48	399.36	2376.21	-	500.57	360.54	751.67	-
BPIC20	0.2	2.73	18.97	18.69	138.05	98.10	65.23	69.04	180.50	23.94
	0.3	3.27	14.88	10.42	99.76	-	44.46	40.01	109.90	-
	0.4	3.75	10.55	2.24	76.61	-	41.70	35.78	82.67	-
CCC19	0.2	0.23	12.78	3.70	30.81	-	0.00	0.00	0.00	-
	0.3	0.54	4.55	2.23	25.77	-	0.00	0.00	0.00	-
	0.4	0.85	5.54	3.21	16.64	-	0.00	0.00	0.00	-
CredReq	0.2	1.39	0.00	2.00	4.00	0.00	233.08	238.79	186.94	0.00
	0.3	1.80	0.00	0.00	3.00	0.00	203.94	182.39	220.17	0.00
	0.4	2.03	0.00	2.00	2.00	0.00	201.81	231.37	180.77	0.00
Hospital	0.2	0.21	81.40	75.74	406.45	-	10.30	11.33	55.44	-
	0.3	0.41	57.91	61.96	264.09	-	7.86	7.42	31.71	-
	0.4	0.60	58.68	63.93	210.40	-	6.07	6.01	20.70	-
Sepsis	0.2	1.31	56.84	32.20	427.64	118.02	8.97	4.37	61.50	8.68
	0.3	1.83	28.46	67.97	286.23	118.63	6.35	3.60	32.93	8.64
	0.4	2.37	43.38	101.64	232.50	118.71	4.26	6.48	26.61	8.64
Traffic	0.2	4.50	1.64	0.90	33.50	-	8250.42	7253.29	8627.86	-
	0.3	5.26	0.61	8.01	25.51	-	7767.32	6720.80	7081.06	-
	0.4	5.28	0.00	2951.50	21.00	-	7182.96	12788.57	7419.02	-
Unrine.	0.2	2.87	6.53	5.53	66.00	290	44.96	39.34	184.68	94.74
	0.3	3.41	0.00	2.87	53.67	290.47	28.12	33.27	103.67	94.73
	0.4	3.84	1.47	2.53	47.00	290.47	21.89	26.35	90.93	94.73

TABLE 8

Execution time experiment. The time is measured in minutes for an input $\delta = 0.2$. A “-” means that the approach ran out of memory or timed out.

dataset	$Amun_f$	$Amun_s$	$Amun_o$	PRIPEL
BPIC12	4.44	7.38	12.50	24.35
BPIC13	1.11	1.09	3.90	4.20
BPIC14	44.57	43.83	101.40	-
BPIC15	4.38	4.45	8.40	-
BPIC17	6.88	10.80	17.40	1.46
BPIC18	128.32	321.59	542.50	226
BPIC19	96.89	52.73	87.50	-
BPIC20	2.64	2.52	4.10	3.18
CCC19	0.04	0.09	0.10	-
CreditReq	1.21	1.35	1.20	14.50
Hospital	11.27	10.65	34.10	-
Sepsis	0.87	1.00	1.90	0.05
Traffic	9.71	11.35	8.20	-
Unrine.	0.14	0.16	0.20	0.02

The results in Table 6 put into evidence the consistently low utility loss of using sampling of events across the lossless representation of log to apply DP. Furthermore, the results in Table 7 and Fig. 3 show that using different ϵ values for case variant and timestamp anonymization leads to lower utility loss. Moreover, the use of personalized DP to estimate different ϵ per event leads to a stronger privacy guarantee with lower utility loss.

We acknowledge that the above observations are based on a

limited population of logs (14). However, these logs were selected from a broader population of close to 50 real-life logs.

5 CONCLUSION AND FUTURE WORK

This article proposed a concept of the differentially private event log and a mechanism to compute such logs. A differentially private event log limits the increase in the probability that an attacker may learn a suffix of an individual's trace given a prefix (or vice-versa) or the timestamp of activity in an individual's trace. To this end, we inject differentially private noise by sampling the traces in the log. This approach does not add case variants (cf. Sect. 3.6) and hence fulfills **R1**. To fulfill **R2**, we quantify ϵ based on a technique that finds the maximum ϵ (minimum noise) that keeps the guessing advantage below δ (cf. Sect. 3.1 and Prop. 3.1).

The empirical findings show that the proposed approach is a step toward anonymizing event logs while preserving the utility of the process mining analysis. The proposed approach outperforms the baselines in terms of Jaccard distance and earth movers' distance and generalization to all fourteen real-life event logs selected in the evaluation. Furthermore, the approach can process large size event logs in practical memory size (32 GB).

A limitation of the proposed method is that it anonymizes the timestamp without performing calendar anonymization, violating organizational rules (e.g., single activity at each timestamp).

A possible avenue for future work is to model and include organizational rules while anonymizing logs. A second limitation is that the input log is assumed to have only three columns: case ID, activity, and timestamp. Real-world event logs contain other columns, e.g., resources. To do so, we need to extend the log representation, e.g., via multidimensional data structures instead of DAFSAs. Furthermore, we consider adapting a utility-aware case filtering for unstructured event logs as a future research direction.

ACKNOWLEDGMENT

Work funded by European Research Council (PIX project) and by EU H2020-SU-ICT-03-2018 Project No.830929 CyberSec4Europe.

APPENDIX A PROOF OF PRIVACY

In this section, we prove that the proposed privacy mechanism (Algorithm 1) anonymizes an event log so that the guessing advantage that an attacker gains after the disclosing of the event log would not exceed δ . Furthermore, we prove that the proposed method fulfills the requirements R1 and R2. As presented in the paper, the attacker has the following goals:

- h_1 : Has the case of an individual gone through a given prefix or suffix? The output is a bit with a value $\in \{0, 1\}$.
- h_2 : What is the cycle time of a particular activity that has been executed for the individual? The output is a real value that the attacker may wish to estimate with a certain precision.

A.1 Guessing Advantage

In this section, we prove that the adoption of the guessing advantage mechanism fulfills the requirement R2.

In this article, we apply the mechanism proposed by Laud et al. [14], [38] to the release of the timestamp attribute of the event log. In Def 3.10, we defined the guessing advantage as the difference between the posterior probability (after publishing $M(L)$) and the prior probability (before publishing $M(L)$) (prior knowledge) of an attacker making a successful guess in H_p . Def 3.7 defines the prior knowledge. Laud et al. [14], [38] proposed estimation of the posterior guessing probability.

Proposition A.1 (Posterior Guessing Probability [14], [38]). *The posterior guessing probability of an attribute ranging between 0 and r for a single individual after the release of the timestamp attribute of an event log is bounded by*

$$P' \leq \frac{1}{1 + \exp(-\varepsilon \cdot r)^{\frac{1-P}{P}}}.$$

Proof. (Taken from [14], [38]) An attacker has a prior knowledge $k(l)$ of part of the event log l . Using the equality $Pr[X = x] = \sum_{y \in Y} Pr[X = x, Y = y]$ and Bayesian formula $Pr[A, B] = Pr[A|B] \cdot Pr[B]$, we can rewrite

$$\begin{aligned} P' &:= \frac{Pr[h(L) \in H_p \mid M_f(L) = M_f(l), k(L) = k(l)]}{Pr[h(L) \in H_p, M_f(L) = M_f(l), k(L) = k(l)]} \\ &= \frac{Pr[M_f(L) = M_f(l), k(L) = k(l)]}{\sum_{l': h(l') \in H_p, k(l') = k(l)} Pr[M_f(l') = M_f(l)] \cdot Pr[L = l']} \\ &= \frac{\sum_{l': k(l') = k(l)} Pr[M_f(l') = M_f(l)] \cdot Pr[L = l']}{1} \\ &= \frac{1}{1 + \frac{\sum_{l': h(l') \notin H_p, k(l') = k(l)} Pr[M_f(l') = M_f(l)] \cdot Pr[L = l']}{\sum_{l': h(l') \in H_p, k(l') = k(l)} Pr[M_f(l') = M_f(l)] \cdot Pr[L = l']}}, \end{aligned}$$

For an ε -DP mechanism M_f , since l' and l'' differ in one item due to the condition $k(l') = k(l) = k(l'')$, we have $\frac{Pr[M_f(l') = M_f(l)]}{Pr[M_f(l'') = M_f(l)]} \geq \exp(-\varepsilon \cdot r)$, where r is the largest possible difference between two values of an attribute that the attacker is guessing. This gives us

$$\begin{aligned} P' &\leq \frac{1}{1 + \exp(-\varepsilon \cdot r) \frac{\sum_{l': h(l') \notin H_p, k(l') = k(l)} Pr[L = l']}{\sum_{l'': h(l'') \in H_p, k(l'') = k(l)} Pr[L = l']}} \\ &= \frac{1}{1 + \exp(-\varepsilon \cdot r) \frac{Pr[h(L) \notin H_p, k(L) = k(l)]}{Pr[h(L) \in H_p, k(L) = k(l)]}} \\ &= \frac{1}{1 + \exp(-\varepsilon \cdot r) \frac{Pr[h(L) \notin H_p \mid k(L) = k(l)]}{Pr[h(L) \in H_p \mid k(L) = k(l)]}} \end{aligned}$$

Substituting P from Def 3.7, we get

$$P' \leq \frac{1}{1 + \exp(-\varepsilon \cdot r)^{\frac{1-P}{P}}}. \quad (6)$$

Proposition A.2. *The maximum possible ε that achieves the upper bound δ , w.r.t the particular attack model, and fulfills the requirement R2 is $\varepsilon = \frac{-\ln(\frac{P}{1-P} \cdot (\frac{1}{\delta+P} - 1))}{r}$*

Proof. Given Def 3.10, δ is the maximum guessing advantage probability after disclosing the attribute. Therefore,

$$P' - P \leq \delta. \quad (7)$$

Substituting Eq (6) into Eq (7), we can estimate the largest possible ε (the minimum amount of noise) that achieves the upper bound δ as

$$\varepsilon = \frac{-\ln\left(\frac{P}{1-P} \cdot \left(\frac{1}{\delta+P} - 1\right)\right)}{r}. \quad (8)$$

From Eq (8), the ε represents the maximum possible value for ε achieving the bound δ . Hence, we use Eq (8) to get the minimum possible noise to fulfill the requirement R2. ■

A.2 Contingency Table (CT)

In Def 3.11, we defined the DAFSA transition Contingency table as a histogram of counts of DAFSA transitions. First, we estimate the privacy leakage through the contingency table.

Proposition A.3. *Let M^{CT} be a mechanism that, for each count cell, samples (independently) noise from the Laplace distribution $Lap(1/\varepsilon)$ and adds it to the count. Then, the level of DP w.r.t. change in a prefix/suffix of some trace of the underlying event log is:*

- 1) ε for a single count cell of the noisified CT;
- 2) $k \cdot \varepsilon$ for the entire noisified CT, where k is the longest case length in the event log.

Proof. Suppose that we update a prefix/suffix of a trace in the event log. Each single count cell in the contingency table may change by at most ± 1 for each update step. Hence, the global sensitivity of a single count cell w.r.t. changing some prefix/suffix is 1. We can sample additive noise from distribution $Lap(1/\varepsilon)$ and add it to a count cell to achieve ε -DP w.r.t. that count cell.

For the entire contingency table, a change in the frequency of a single case variant can affect at most k count cells (i.e., the count over the DAFSA transitions that represent that case variant), where k is the maximum case variant length in the event log. Hence, the

global sensitivity is k , and we need to sample noise from $Lap(k/\epsilon)$ to achieve ϵ -DP. ■

Given the desired guessing advantage threshold δ , we need to prevent an attacker from achieving attack h_1 .

Proposition A.4. *Let M^{CT} be a mechanism that, for each count cell, draws (independently) noise from the Laplace distribution $Lap(1/\epsilon)$, adds or subtracts the noise from the count, and rounds negative results to 0. Let δ be the desired upper bound probability that the attacker achieves attack h_1 . Then, it suffices to take*

$$\epsilon = -\ln\left(\frac{P}{1-P} \cdot \left(\frac{1}{\delta+P} - 1\right)\right),$$

where $P = \frac{1-\delta}{2}$.

Proof. Let P be the prior probability of guessing (i.e., without observing the output). We adopt the mechanism proposed by Laud et al. [14], [38] to estimate the guessing advantage, which is the upper bound of the difference between the posterior and the prior probability of guessing an attribute ranging between 0 and 1 ($r=1$) by

$$\delta = \frac{1}{1 + \exp(-\epsilon)^{\frac{1-P}{P}}} - P,$$

which can be reversed to

$$\epsilon = -\ln\left(\frac{P}{1-P} \cdot \left(\frac{1}{\delta+P} - 1\right)\right).$$

Laud et al. [14], [38] estimate the prior knowledge P from the distribution of input values. However, the contingency table contains counts, which means the lack of distribution. Laud et al. [14], [38] elaborate that, in case of the lack of distribution, we can estimate the value of P that minimizes the ϵ . We take the derivative of ϵ w.r.t. P , which yields $P = \frac{1-\delta}{2}$ as the prior knowledge for the contingency table counts.

We need to sample noise to achieve ϵ -DP. First of all, rounding negative noisified counts up to 0 can be considered as post-processing that does not depend on private data. Hence, we focus on adding the Laplace noise. While noise sampled from $Lap(1/\epsilon)$ would be enough for a single count cell, for an entire table, we would need $Lap(k/\epsilon)$ where k is the longest case length in the event log, as shown in Prop A.3.

All correlated cells may provide additional information about the target cell. For example, activity B may always follow activity A. This additional knowledge may increase P . However, we have already chosen the *worst-case* P (in terms of guessing advantage) for estimating the noise, which does not depend on any background knowledge that the attacker may get, including the related outputs. We note that if we used another prior knowledge estimation and/or estimated the attacker's success directly instead of estimating the *advantage*, then we would indeed require sampling noise from $Lap(k/\epsilon)$. ■

A.3 Correctness of Sampling

In this article, we adopt differential privacy, which injects noise into the data before its publication. In order to translate the calculated noise for every DAFSA transition group (in CT) into case variants anonymization, we perform case sampling, as defined in Def 3.14 and Def 3.15. Following, we provide the correctness of sampling. We assume that the event log contains the three columns: Case ID, Activity label, and Timestamps, and the activity labels are public

information. First, we discuss privacy leakage of the case variants distribution (*without* taking into account timestamps).

Proposition A.5. *Let the event log L have a fixed constant timestamp value for all the entries. Let CT be the contingency table that corresponds to the event log L . Let M^{OV} be a mechanism that, for each count cell of the CT , draws (independently) noise z from Laplace distribution $Lap(1/\epsilon)$ and:*

- *Replicates the random cases that go through the DAFSA transition, which corresponds to the count cell (prefix/suffix group), if $z > 0$. The number of replications is z ;*
- *Drops random cases from the event log that go through a DAFSA transition which corresponds to the count cell, if $z < 0$. The number of deletions is z ;*
- *Shuffles all cases and updates all case IDs before publishing the resulting event log.*

Let δ be the desired upper bound of the attacker succeeding in the goal h_1 . Then, it suffices to take

$$\epsilon = -\ln\left(\frac{P}{1-P} \cdot \left(\frac{1}{\delta+P} - 1\right)\right),$$

where $P = \frac{1-\delta}{2}$.

Proof. We show that sampling the cases has the same privacy guarantees as adding Laplace noise to the counts. Insertion and deletion of z cases work similarly to adding Laplace noise with rounding negative results after noise injection up to 0. However, L contains strictly more information than the information represented by CT , e.g., the timestamp and the case IDs. An attacker can single out the individual using their timestamps (attack h_2). At this step, we assume having a fixed timestamp while anonymizing the case variants distribution, and we discuss the timestamp anonymization later in Appendix A.5. Also, the attacker can guess the new injected cases through their case IDs. For example, if the actual case IDs range from 0 to 10, and we start the injected new cases from case ID= 11, the attacker will clearly see which cases are duplicates. In this article, we shuffle the cases and generate new case IDs for all the cases in the event log. More formally, the final result is a multiset of cases, equivalent to the counts of a corresponding CT . ■

A.4 Correctness of Oversampling

In the conference version of this article, we fulfilled a stricter requirement. We fulfill the requirement that “the anonymized log must have the same set of case variants as the original log.” We adopted oversampling instead of sampling to fulfill such a requirement. We use *oversampling* to keep all the initial entries in the event log.

Proposition A.6. *Let the event log L have a fixed timestamp value for all the entries. Let CT be the contingency table that corresponds to the event log L . Let M^{OV} be a mechanism that, for each count cell of the CT , samples (independently) noise z from Laplace distribution $Lap(1/\epsilon)$ and:*

- *Inserts into L $|z|$ additional copies of any cases that have been included in that count cell;*
- *Shuffles all resulting cases and updates all case IDs before publishing the resulting event log.*

Let δ be the desired upper bound of the attacker succeeding in the goal h_1 . Then,

- it suffices to take

$$\varepsilon = -2\ln(b/c^2 - (\delta - 1)/(c \cdot b)) ,$$

where $c = \sqrt[3]{6}$ and

$$b = \sqrt[3]{\sqrt{3} \cdot \sqrt{2} \cdot \delta^3 + 21 \cdot \delta^2 - 48 \cdot \delta + 25 - 9 \cdot \delta + 9}.$$

- a mechanism that adds noise $|z|$, where $z \leftarrow \text{Lap}(1/\varepsilon)$, fulfills the requirement that “the anonymized log must have the same set of case variants as the original log.”

Proof. Oversampling the cases using Def 3.13 keeps the same case variants as the input log L . Similar to the proof of Prop A.5, we show that a mechanism M that adds noise $|z|$ for $z \leftarrow \text{Lap}(1/\varepsilon)$ to the counts of CT constructed from L ensures the differential privacy guarantees. Let D_1 and D_2 be two neighboring databases that differ in the presence of one case. Without loss of generality, let D_1 have a smaller count than D_2 for the observed count cell. Suppose that the added noise instance is $|z| \geq 1$. In that case, the noisified output y can be obtained from both D_1 and D_2 . In particular, we have

$$\begin{aligned} \frac{\Pr[M(D_1) = y]}{\Pr[M(D_2) = y]} &= \frac{\exp(\varepsilon \cdot (y - M(D_1)))}{\exp(\varepsilon \cdot (y - M(D_2)))} \\ &= \exp(\varepsilon \cdot (y - M(D_1) + y - M(D_2))) \\ &\leq \exp(\varepsilon) . \end{aligned}$$

So the guessing advantage δ for $|z| \geq 1$ can be computed as in Prop A.5. However, for $|z| < 1$, the noisified value y produced by $M(D_1)$ will be between the true counts of D_1 and D_2 , and y could never be an output of $M(D_2)$, since we only add positive noise. The probability of getting $|z| \geq 1$ for Laplace noise is $\text{CDF}_{\text{LAP}}(1) - \text{CDF}_{\text{LAP}}(-1) = (1 - \frac{1}{2}\exp(-\varepsilon)) - \frac{1}{2}\exp(-\varepsilon) = 1 - \exp(-\varepsilon)$. Let ε be computed to achieve guessing advantage δ' with standard Laplace distribution as in Prop A.5. The actual guessing advantage with one-sided Laplace distribution will be

$$\delta = \exp(-\varepsilon) \cdot \delta' + (1 - \exp(-\varepsilon)) . \quad (9)$$

From Prop A.2, the maximum ε that achieves the upper bound δ is $\varepsilon = -\ln\left(\frac{P}{1-P} \cdot \left(\frac{1}{\delta'+P} - 1\right)\right)$ for $P = \frac{1-\delta'}{2}$. Substituting from (8) into (9) and using a numerical solver (e.g., Wolfram Alpha) to express ε through δ .

$$\varepsilon = -2\ln(b/c^2 - (\delta - 1)/(c \cdot b)) ,$$

where $c = \sqrt[3]{6}$ and

$$b = \sqrt[3]{\sqrt{3} \cdot \sqrt{2} \cdot \delta^3 + 21 \cdot \delta^2 - 48 \cdot \delta + 25 - 9 \cdot \delta + 9}.$$

A.5 Timestamp Anonymization

In this appendix, we consider timestamp anonymization. We need to add enough noise to the timestamps to prevent attacker success in h_2 , and h_1 , since timestamps may potentially leak which traces are real and which are not (new injected cases by sampling). We note that correlations between timestamps are difficult to handle in terms of guessing advantage. The main problem is that the effect of correlated times would greatly depend on how they are correlated, and in some cases, even a little leakage of t_2 may leak everything about t_1 . For example, let $t_1 \in \{0, 1\}$ and $t_2 \in \{0, \dots, 1023\}$ be distributed uniformly. We have the prior knowledge $P_1 = 1/2$, and $P_2 = 1/1024$. Suppose that, after seeing the noisified output, the attacker constrained his view of t_2 to $\{0, \dots, 511\}$. There are now

512 possible choices for t_2 , so $\delta = 1/512 - 1/1024 = 1/1024$, which is very small. However, when t_1 is the highest bit of t_2 , the value of t_1 would be leaked. This particular correlation of times is unlikely in practice, but it demonstrates the problem in general.

To this end, we convert a timestamp t_k to a time difference $dt_k := t_k - t_{k-1}$ of sequential events, which is the duration of time that an individual has spent in a transition from one event to the next one. The timestamp at time t_0 is the starting time st , which needs to be published as well to make it possible to reconstruct the actual timestamps. st can be converted to the time difference between the start time of a case and the start time of the log. We obtain the result for linearly correlated time differences (e.g., increasing the duration of the first event by a minute increases every other event at most by one minute). To this end, we scale ε_k by the length of the trace. Prop A.7 proposes a mechanism that anonymizes the time differences.

Proposition A.7. Let M^T be a mechanism that, for each timestamp t_k , samples (independently) noise from the Laplace distribution $\text{Lap}(1/\varepsilon)$ and adds the noise to t_k . Let r_k the maximum possible value of t_k . Let δ be the desired upper bound of the attacker succeeding in the attack h_2 with precision p . Then, it suffices to take

$$\varepsilon_k = -\frac{\ln\left(\frac{P_k}{1-P_k} \cdot \left(\frac{1}{\delta+P_k} - 1\right)\right)}{m \cdot r_k} ,$$

where $P_k = \text{CDF}(t_k + p \cdot r_k) - \text{CDF}(t_k - p \cdot r_k)$, CDF is the probability density function of the distribution of times, and m is the length of the longest trace in L .

Proof. Similarly to Prop A.5, we can estimate an upper bound on the difference between the posterior and the prior probability of guessing an attribute ranging between 0 and 1 by

$$\delta = \frac{1}{1 + \exp(-\varepsilon_k \cdot r_k) \frac{1-P_k}{P_k}} - P_k ,$$

which can be reversed to

$$\varepsilon_k = -\frac{\ln\left(\frac{P_k}{1-P_k} \cdot \left(\frac{1}{\delta+P_k} - 1\right)\right)}{r_k} .$$

The quantity P_k is defined as the probability of a value being in the interval $[t_k - p \cdot r_k, t_k + p \cdot r_k]$. From Prop A.2, the above value of ε is the maximum within the upper bound δ . Similarly to Prop A.5, if CDF of time distributions is unknown, it is safe to take P_k that minimizes the ε_k (and hence maximizes the amount of noise), which is $P_k = \frac{1-\delta}{2}$ for all k .

That was about leakage for a single published timestamp. We could keep ε_k the same for an entire L if different times are not correlated. If the times are linearly correlated, then, by the sequential composition of DP, we need to divide ε_k by the length of the longest trace m . ■

A.6 Event Log Anonymization

We now provide a proof of correctness of Alg. 1.

Lemma A.8. Let L and δ be an event log and a maximum guessing advantage threshold. Log $L' = \text{Alg1}(L, \delta)$ fulfills the two properties in Def 3.2 (i.e., L' is ε -differentially private), and L' fulfills requirements R1 and R2.

Proof. We first show that L' fulfills the two properties in Def 3.2.

(1) In Prop. A.5, we proved that it suffices to take

$$\epsilon_d = -\ln\left(\frac{P}{1-P} \cdot \left(\frac{1}{\delta+P} - 1\right)\right)$$

to anonymize the case variants of an event log in order to provide differential privacy guarantees for the desired guessing advantage upper bound δ . Algorithm 1 annotates the event log using DAFSA transitions (line 3), and computes the contingency table CT of the log. After that, the algorithm uses the above ϵ_d to sample cases (replication and deletion of cases) (lines 18 and 21). Given that Prop. A.4 and Prop. A.5 prove that replicating and deleting cases with a random sample size z from Laplace distribution $Lap(1/\epsilon)$ provides differential privacy guarantees. Algorithm 1 provides differential privacy guarantees for the case variants anonymization;

(2) In Prop. A.7, we proved that it suffices to take

$$\epsilon_k = -\frac{\ln\left(\frac{P_k}{1-P_k} \cdot \left(\frac{1}{\delta+P_k} - 1\right)\right)}{r_k}$$

to provide differential privacy guarantees w.r.t timestamp for the desired guessing advantage upper bound δ . Given that Algorithm 1 adopts the above ϵ to anonymize timestamp each event (line 27). Hence, Algorithm 1 provides differential privacy guarantees for the event log anonymization w.r.t. timestamp.

We now show that L' fulfills the two requirements **R1** and **R2**.

- 1) Algorithm 1 does not create new case variants. It only replicates or deletes existing variants (cf. lines 18 and 21). Hence, it fulfills requirement **R1**;
- 2) In Prop. A.2, we proved that the ϵ_k as defined in Eq (8) is the maximum within the upper bound δ , so Algorithm 1 fulfills the requirement **R2**. ■

APPENDIX B EVALUATION SUPPLEMENTARY MATERIAL

B.1 Dataset Selection

Table 9 shows the selected event logs and their descriptive statistics. The set of selected logs (cf. Table 9) can be divided into two categories: structured and unstructured logs. Structured logs have a defined process, and most of the cases follow similar case variants, e.g., Unrineweginfectie, Credit Requirement, and Road Traffic Fines. On the other hand, unstructured logs have a high degree of uniqueness, which appears in more case variants of the log, e.g., Sepsis cases, CCC19, Hospital, BPI challenge 12, 13, 14, 15, 18, and 19.

B.2 Folder Organization

All the anonymized logs from the experiments are available in [53]. The main folder is “anonymized logs”. There are 3 subdirectories: Amun which contains the anonymized logs by the proposed approach with different settings, PRIPEL which contains the anonymized logs by PRIPEL framework, and SaCoFa which contains the anonymized logs by the SaCoFa framework. For the event logs anonymized by Amun, the event attribute “epsilon_per_event” represents the ϵ used to anonymize the time component of this event. The case attribute “epsilon_per_trace” represents the ϵ value used to anonymize the frequency of all the instances of this case variant.

REFERENCES

- [1] A. Cohen and K. Nissim, “Towards formalizing the gdpr’s notion of singling out,” *PNAS*, vol. 117, no. 15, pp. 8344–8352, 2020.
- [2] M. Rafiei and W. M. van der Aalst, “Group-based privacy preservation techniques for process mining,” *Data Knowl. Eng.*, p. 101908, 2021.
- [3] C. Dwork, A. Roth *et al.*, “The algorithmic foundations of differential privacy,” *Found. Trends Theor. Comput. Sci.*, vol. 9, pp. 211–407, 2014.
- [4] J. Lee and C. Clifton, “How much is enough? choosing ϵ for differential privacy,” in *Proc. ISC*. Springer, 2011, pp. 325–340.
- [5] C. Dwork, N. Kohli, and D. Mulligan, “Differential privacy in practice: Expose your epsilons!” *J. Priv. Confidentiality*, vol. 9, no. 2, 2019.
- [6] A. Augusto, R. Conforti, M. Dumas, M. L. Rosa, F. M. Maggi, A. Marrella, M. Mecella, and A. Soo, “Automated discovery of process models from event logs: Review and benchmark,” *IEEE Trans. Knowl. Data Eng.*, vol. 31, no. 4, pp. 686–705, 2019.
- [7] H. van der Aa, H. Leopold, and H. A. Reijers, “Efficient process conformance checking on the basis of uncertain event-to-activity mappings,” *IEEE Trans. Knowl. Data Eng.*, vol. 32, no. 5, pp. 927–940, 2020.
- [8] M. Dumas, M. L. Rosa, J. Mendling, and H. A. Reijers, *Fundamentals of Business Process Management, Second Edition*. Springer, 2018.
- [9] G. Elkoumy, A. Pankova, and M. Dumas, “Mine me but don’t single me out: Differentially private event logs for process mining,” in *ICPM*. IEEE, 2021, pp. 80–87.
- [10] C. Dwork, “Differential privacy: A survey of results,” in *Proc. TAMC*. Springer, 2008, pp. 1–19.
- [11] C. Dwork, F. McSherry, K. Nissim, and A. Smith, “Calibrating noise to sensitivity in private data analysis,” in *TCC*, 2006, pp. 265–284.
- [12] T. Zhu, G. Li, W. Zhou, and P. S. Yu, “Differentially private data publishing and analysis: A survey,” *IEEE Trans. Knowl. Data Eng.*, vol. 29, no. 8, pp. 1619–1638, 2017.
- [13] J. Hsu, M. Gaboardi, A. Haeberlen, S. Khanna, A. Narayan, B. C. Pierce, and A. Roth, “Differential privacy: An economic method for choosing epsilon,” in *CSF*. IEEE, 2014, pp. 398–410.
- [14] P. Laud, A. Pankova, and M. Pettai, “A framework of metrics for differential privacy from local sensitivity,” *PoPETs*, no. 2, pp. 175–208, 2020.
- [15] I. Wagner and D. Eckhoff, “Technical privacy metrics: A systematic survey,” *ACM Comput. Surv.*, vol. 51, no. 3, pp. 1–38, 2018.
- [16] N. Li, W. Qardaji, and D. Su, “On sampling, anonymization, and differential privacy or, k-anonymization meets differential privacy,” in *AsiaCCS*. ACM, 2012, pp. 32–33.
- [17] G. Elkoumy, S. A. Fahrenkrog-Petersen, M. F. Sani, A. Koschmider, F. Mannhardt, S. N. von Voigt, M. Rafiei, and L. von Waldhausen, “Privacy and confidentiality in process mining—threats and research challenges,” *ACM Trans. Manage. Inf. Syst.*, vol. 13, no. 1, Oct. 2021.
- [18] M. Rafiei, M. Wagner, and W. M. van der Aalst, “TLKC-Privacy model for process mining,” in *RCIS*. Springer, 2020, pp. 398–416.
- [19] F. Mannhardt, A. Koschmider, N. Baracaldo, M. Weidlich, and J. Michael, “Privacy-preserving process mining,” *BISE*, vol. 61, pp. 595–614, 2019.
- [20] S. A. Fahrenkrog-Petersen, H. van der Aa, and M. Weidlich, “PRIPEL: privacy-preserving event log publishing including contextual information,” in *BPM*. Springer, 2020, pp. 111–128.
- [21] S. A. Fahrenkrog-Petersen, M. Kabierski, F. Rösel, H. van der Aa, and M. Weidlich, “SaCoFa: Semantics-aware control-flow anonymization for process mining,” in *ICPM*. IEEE, 2021, pp. 72–79.
- [22] S. A. Fahrenkrog-Petersen, H. van der Aa, and M. Weidlich, “PRETSA: event log sanitization for privacy-aware process discovery,” in *ICPM*. IEEE, 2019, pp. 1–8.
- [23] E. Batista and A. Solanas, “A uniformization-based approach to preserve individuals’ privacy during process mining analyses,” *Peer Peer Netw. Appl.*, vol. 14, no. 3, pp. 1500–1519, 2021.
- [24] M. Kabierski, S. A. Fahrenkrog-Petersen, and M. Weidlich, “Privacy-aware process performance indicators: Framework and release mechanisms,” in *CAiSE*. Springer, 2021, pp. 19–36.
- [25] S. N. von Voigt, S. A. Fahrenkrog-Petersen, D. Janssen, A. Koschmider, F. Tschorsch, F. Mannhardt, O. Landsiedel, and M. Weidlich, “Quantifying the re-identification risk of event logs for process mining,” in *CAiSE*, 2020, pp. 252–267.
- [26] G. Elkoumy, S. A. Fahrenkrog-Petersen, M. Dumas, P. Laud, A. Pankova, and M. Weidlich, “Secure multi-party computation for inter-organizational process mining,” in *BPMDS*, 2020, pp. 166–181.
- [27] G. Elkoumy, S. A. Fahrenkrog-Petersen, M. Dumas, P. Laud, A. Pankova, and M. Weidlich, “Shareprom: A tool for privacy-preserving inter-organizational process mining,” in *BPM Demos*, 2020, pp. 72–76.
- [28] M. Rafiei and W. M. van der Aalst, “Privacy-preserving continuous event data publishing,” vol. 427, pp. 178–194, 2021.

TABLE 9
Descriptive Statistics of Event Logs

event log	# Traces	# Tasks	# Events	# Edges	Case Variant	Trace Length		Case Duration		
						Min	Max	Min	Max	Avg
<i>BPI12</i> [39]	13087	23	262200	116	4366	3	175	1.85 s	4.51 m	1.23 w
<i>BPI13</i> , [40]	7554	4	65533	16	1511	1	123	inst.	2.11 y	1.73 w
<i>BPI14</i> , [41]	46616	39	466737	497	22632	1	178	14 s	1.07 y	5.07 d
<i>BPI15</i> , [42]	1199	398	52217	495	1170	2	101	8.56 h	4.07 y	3.15 m
<i>BPI17</i> [43]	31509	24	1202267	181	3942	10	180	3.35 m	9.4 m	3.13 w
<i>BPI18</i> [44]	43809	14	2514266	499	28457	24	2973	3.74 m	2.77 y	11.03 m
<i>BPIC19</i> [45]	251734	42	1595923	498	11973	1	990	2 ms	70.33 y	2.35 m
<i>BPI20</i> , [46]	7065	51	86581	500	1478	3	90	12.61 h	3.26 y	2.87 m
<i>CCC19</i> [47]	20	29	1394	149	20	52	118	11 m	1.01 d	1.73 h
<i>CredReq</i> [48]	10035	8	150525	9	1	15	15	3.5 h	5 d	22 h
<i>Hospital</i> [49]	1143	624	150291	903	981	1	1814	inst.	3.17 y	1.06 y
<i>Sepsis</i> [50]	1050	16	15214	115	846	3	185	2.03 m	1 y	4 w
<i>Traffic</i> [51]	150370	11	561470	77	231	2	20	3 d	12 y	11 m
<i>Unrine.</i> [52]	1650	10	6973	25	50	2	35	10.1 m	2.32 y	3.7 w


- [29] D. Reißner, R. Conforti, M. Dumas, M. La Rosa, and A. Armas-Cervantes, “Scalable conformance checking of business processes,” in *OTM to Meaningful Int. Syst.* Springer, 2017, pp. 607–627.
- [30] J. Daciuk, S. Mihov, B. W. Watson, and R. E. Watson, “Incremental construction of minimal acyclic finite-state automata,” *Comput. Linguistics*, vol. 26, no. 1, pp. 3–16, 2000.
- [31] Z. Jorgensen, T. Yu, and G. Cormode, “Conservative or liberal? personalized differential privacy,” in *ICDE*, 2015, pp. 1023–1034.
- [32] B. Barak, K. Chaudhuri, C. Dwork, S. Kale, F. McSherry, and K. Talwar, “Privacy, accuracy, and consistency too: a holistic solution to contingency table release,” in *PODS*, 2007, pp. 273–282.
- [33] D. Kifer and A. Machanavajjhala, “No free lunch in data privacy,” in *Proc. of ACM SIGMOD*, 2011, pp. 193–204.
- [34] P.-N. Tan, M. Steinbach, and V. Kumar, *Introduction to data mining*. Pearson Education India, 2016.
- [35] V. Leno, A. Augusto, M. Dumas, M. La Rosa, F. M. Maggi, and A. Polyvyanyy, “Discovering executable routine specifications from user interaction logs,” *CoRR*, vol. abs/2106.13446, 2021.
- [36] A. Ramdas, N. G. Trillos, and M. Cuturi, “On wasserstein two-sample testing and related families of nonparametric tests,” *Entropy*, vol. 19, no. 2, p. 47, 2017.
- [37] A. Meyerson and R. Williams, “On the complexity of optimal k-anonymity,” in *PODS*. ACM, 2004, pp. 223–228.
- [38] P. Laud and A. Pankova, “Interpreting epsilon of differential privacy in terms of advantage in guessing or approximating sensitive attributes,” *CoRR*, vol. abs/1911.12777, 2019.
- [39] B. van Dongen, “BPI Challenge 2012,” 2012. [Online]. Available: <https://doi.org/10.4121/uuid:3926db30-f712-4394-aebc-75976070e91f>
- [40] W. Steemanvan, “BPI challenge 2013,” 2014. [Online]. Available: <https://doi.org/10.4121/uuid:a7ce5c55-03a7-4583-b855-98b86e1a2b07>
- [41] B. B. van Dongen, “BPI challenge 2014,” 2014. [Online]. Available: <https://doi.org/10.4121/uuid:c3e5d162-0cfd-4bb0-bd82-af5268819c35>
- [42] —, “BPI challenge 2015,” 2015. [Online]. Available: <https://doi.org/10.4121/uuid:31a308ef-c844-48da-948c-305d167a0ec1>
- [43] B. van Dongen, “BPI Challenge 2017,” 2017. [Online]. Available: <https://doi.org/10.4121/uuid:5f3067df-f10b-45da-b98b-86ae4c7a310b>
- [44] B. van Dongen and F. F. Borchert, “BPI Challenge 2018,” 2018. [Online]. Available: <https://doi.org/10.4121/uuid:3301445f-95e8-4ff0-98a4-901f1f204972>
- [45] B. van Dongen, “BPI Challenge 2019,” 2019. [Online]. Available: <https://doi.org/10.4121/uuid:d06aff4b-79f0-45e6-8ec8-e19730c248f1>
- [46] B. B. van Dongen, “BPI challenge 2020,” 2020. [Online]. Available: <https://doi.org/10.4121/uuid:52fb97d4-4588-43c9-9d04-3604d4613b51>
- [47] J. Munoz-Gama, R. R. de la Fuente, M. M. Sepúlveda, and R. R. Fuentes, “Conformance Checking Challenge 2019 (CCC19),” 2019. [Online]. Available: <https://doi.org/10.4121/uuid:c923af09-ce93-44c3-ace0-c5508cf103ad>
- [48] A. Djedović, “Credit Requirement Event Logs,” 2017. [Online]. Available: <https://doi.org/10.4121/uuid:453e8ad1-4dfd-4511-a916-93f46a37a1b5>
- [49] F. Mannhardt, “Hospital Billing - Event Log,” 2017. [Online]. Available: <https://doi.org/10.4121/uuid:76c46b83-c930-4798-a1c9-4bc94dfb741>
- [50] —, “Sepsis cases-event log,” *Eindhoven University of Technology. Dataset*, pp. 227–228, 2016.
- [51] M. M. de Leoni and F. Mannhardt, “Road Traffic Fine Management Process,” 2015. [Online]. Available: <https://doi.org/10.4121/uuid:270fd440-1057-4fb9-89a9-b699b47990f5>
- [52] P. Gunst, “Urineweginfectie (UWI-casus) logboek,” 2020. [Online]. Available: <https://doi.org/10.4121/12826727.v1>
- [53] G. Elkoumy, A. Pankova, and M. Dumas, “Differentially Private Release of Event Logs for Process Mining,” Oct. 2021. [Online]. Available: <https://doi.org/10.5281/zenodo.5599454>



Gamal Elkoumy is a PhD at the University of Tartu, Estonia. He graduated in Computer Engineering at Tanta University (Egypt) in 2018, presenting a master thesis in Data Analytics.



Alisa Pankova Alisa is a researcher at Cybernetica AS, Estonia. Her research interests are related to security and data privacy, in particular secure multiparty computation and differential privacy.



Marlon Dumas is a Professor of Information Systems at the University of Tartu, Estonia. His research interests span across the fields of software engineering, information systems, and business process management. He is co-author of the textbook “Fundamentals of Business Process Management” (Springer, 2nd edition)