

Enhancing Egocentric 3D Pose Estimation with Third Person Views

Ameya Dhamanaskar, Mariella Dimiccoli, Enric Corona, Albert Pumarola,
Francesc Moreno-Noguer

*Institut de Robòtica i Informàtica Industrial, CSIC-UPC
Carrer Llorens i Artigas 4-6, 08028, Barcelona, Spain*

Abstract

In this paper, we propose a novel approach to enhance the 3D body pose estimation of a person computed from videos captured from a single wearable camera. The key idea is to leverage high-level features linking first- and third-views in a joint embedding space. To learn such embedding space we introduce *First2Third-Pose*, a new paired synchronized dataset of nearly 2,000 videos depicting human activities captured from both first- and third-view perspectives. We explicitly consider spatial- and motion-domain features, combined using a semi-Siamese architecture trained in a self-supervised fashion. Experimental results demonstrate that the joint multi-view embedded space learned with our dataset is useful to extract discriminatory features from arbitrary single-view egocentric videos, without needing domain adaptation nor knowledge of camera parameters. We achieve significant improvement of egocentric 3D body pose estimation performance on two unconstrained datasets, over three supervised state-of-the-art approaches. Our dataset and code will be available for research purposes ¹.

Keywords: 3D pose estimation, self-supervised learning, egocentric vision.

¹<https://github.com/nudlesoup/First2Third-Pose>

1. Introduction

Egocentric vision is raising increasing attention in recent years, since it may enable several important applications in the fields of healthcare, robotics or augmented reality [1, 2, 3]. For many of these applications, estimating the 3D full body pose of the person wearing the camera is of special interest since it conveys rich information about his/her activities, interactions and behaviour. However, inferring the first-person’s 3D body pose from a given egocentric video sequence is a challenging problem in computer vision since wearable cameras are typically worn on the chest or on the head, and have almost no view of the camera wearer’s body. As a consequence, state-of-the-art approaches for third-person body pose estimation are not suited to the egocentric domain, and dedicated methods need to be developed.

Despite the relevance of the problem, egocentric body pose estimation has received little attention in the literature so far [4, 5, 6, 7, 8, 9]. Prior work has shown the importance of leveraging egomotion and the coarse scene structure to predict the body pose behind the camera [4]. More recently, second person body poses, as observed in a first-person video stream, have been used to enhance egocentric pose estimation during dyadic interactions [7]. While these methods rely only on the egocentric video data itself to estimate the egopose, another line of work uses simulated data to learn a control policy that is ultimately transferred to egocentric videos. [5] used simulated data to learn a control policy accounting for the physics that underlies the kinematics of the motion and hence able to generate physically plausible first-person body poses. In the same spirit, [6] learns a control policy from unsegmented MoCap data without the need of domain adaptation to transfer them to real egocentric data. Lately, fostered by potential applications in the field of augmented and virtual reality, egocentric 3D pose has been estimated from wearable cameras with eye-fish lens, which ensures a larger body part view [8, 9] by incorporating motion priors learned from mocap data. All these methods, however, either rely solely on information available in first-person videos or leverage simulated data for



Figure 1: First-person (left) and third-person (right) perspectives represent the two sides of a same coin. Our work considers how a joint embedding space between these two worlds can facilitate egocentric 3D body pose estimation. The skeleton in the center has been estimated from an egocentric video by relying on our joint embedding space.

egopose from existing mocap data or humanoid simulator.

In this paper, we explore whether visual cues on third-person videos can help to improve the robustness of 3D pose detectors on first-person views. For this purpose, we rely on a new, real dataset of synchronized paired first- and third-person videos to learn a joint embedded space that we leverage to enhance 3D egopose estimation (see Figure 1). To learn the embedding space, we train in a self-supervised fashion a two streams, semi-Siamese convolutional neural network for the task of discriminating if two views (first- and third-views) correspond to the same 3D skeleton. At inference time, the embedded space is used to extract image features allowing to discriminate different 3D human poses from new, unpaired egocentric videos. Our approach does not require domain adaptation to transfer to new unpaired egocentric datasets, and can be applied to egocentric videos captured in the wild, for which the camera parameters are typically unknown. Experimental results on two real datasets show that the use of joint first- and third- embedded features has a significant benefit for 3D egopose estimation. Specifically, we reduce the error of 12.71% and 7.51% on average respectively on two datasets over three state-of-the-art approaches.

Our key contributions can be summarized as follows:

- We demonstrate for the first time the benefit of linking first- and third-

person views for the task of 3D egocentric body pose estimation.

- We collect and make publicly available *First2Third-Pose*, a large dataset consisting of nearly 2,000 synchronized first- and third-views videos, capturing 14 people performing 40 different activities in 4 different scenarios.
- We show that our dataset is useful to extract discriminative features for estimating 3D egopose from arbitrary egocentric videos, without any knowledge of the camera parameters.
- We achieve consistent and significant performance improvement on two real datasets, *First2Third-Pose* and [4], over three existing baseline methods [4, 7, 10].

2. Related Work

3D pose estimation from third-view. Learning to estimate 3D body pose from a single RGB image from third-view (assuming the person is seen in the image) is a long-standing problem in computer vision. Most approaches in this area follow a fully-supervised pipeline, and use images annotated with 3D poses to train a deep neural network that regresses the 3D pose directly from images or via an intermediate step that estimates the 2D pose [11, 12, 13, 14, 15, 16, 17, 18, 19, 20]. However, since these approaches require large amount of annotated data for training, they are typically trained on datasets acquired in controlled indoor environments, for which it is easy to use motion capture systems [21, 22]. Interestingly, to enable training on 3D body pose datasets acquired in-the-wild, a number of approaches only use 2D weak annotations [23, 24, 25] or used weak [26] and self-supervised based methods [27]. [26] proposed using unlabeled multi-view data for training in end-to-end manner by enforcing the 3D poses estimated from different views to be consistent. [27] proposed a self-supervised approach to learn features representations suitable for 3D pose estimation, that uses as pretext task the detection of synchronized views (which are always related by a rigid transformation). Another self-supervised method for 3D pose estimation was proposed in Rodhin et al. [28], where the latent 3D representation is learned

by reconstructing one view from another. However, differently from [27] their approach strictly relies on the knowledge of the camera extrinsic parameters and background images, and therefore is not suited to datasets captured in the wild.

In this paper, we use first- and third-person paired data not only to get weak annotations for training, but also to learn a multi-view embedding space in a self-supervised fashion, that we further exploit to enhance 3D pose estimations. Differently from [27], where the pretext task translates into a classification of rigid versus non-rigid motion, in our case there is no direct link between the image information of the two types of images (first and third view). In addition, in contrast to [28], our approach does not require knowledge of the camera parameters nor of background images. **3D pose estimation from first-view.**

Inferring human poses from egocentric images or videos is a problem that has been looked into only recently. Early works focused on estimating gestures and hand poses assuming that arms were partially visible [29, 30, 31]. In [32] several body-mounted cameras on person’s joints were used to infer body joint locations via a structure-from-motion approach. [4] has been pioneering in showing that it is possible to estimate the invisible full body pose of the camera wearer directly from egocentric videos. This work considered dynamic motion signatures and static scene structure cues to build a motion graph from the training data and recovered the pose sequence by solving for the optimal pose path. More recently, [7] leveraged the visible body pose of a person interacting with the camera wearer to improve the wearer’s pose estimation.

Other methods use a humanoid simulator in a control-based approach [5, 6] to estimate the 3D body pose of a camera wearer. [5] learns a control policy on simulated data in a two-stage imitation learning process that yields physically valid 3D pose sequences. This is evaluated quantitatively only on synthetic sequences. On the same line, [6] proposed an approach that can learn a Proportional Derivative control-based policy and a reward function from unsegmented MoCap data and estimate various complex human motions in real-time without

the need to perform domain adaptation.

More recent approaches estimate egopose from video captured by a head-mounted and front facing fisheye camera [8, 9, 33, 34], which better simulates augmented and virtual devices. Mo2Cap2 [33] and xR-egopose [34] estimate the local 3D body pose in egocentric camera space, whereas [9] proposes a method to estimate it in the world coordinate system. This is achieved by leveraging the 2D and 3D keypoints from CNN detection as well as VAE-based motion priors learned from a large mocap dataset. [8] leverages on both the dynamic motion information obtained from camera SLAM, and the occasionally visible body parts to predict jointly head and body pose. Unlike any of the existing methods, our approach exploits the underlying connection between first- and third-views for 3D egopose estimation.

Linking first-person and third-person perspectives. Previous work has demonstrated the benefits of linking first-person and third-person perspectives for different tasks. [35] showed the potential of combining a single wearable camera and multiple static cameras to better understand action recognition. More recently, [36] introduced a large-scale dataset of paired first- and third-person videos and used it to learn a joint multi-view representation and transfer knowledge from the third-person to the first-person domain for the task of zero-shot action recognition. A combination of first-person views from two social partners has been explored for recognizing micro-actions and reactions during social interactions [37] as well as to improve activity recognition of two partners engaged in the same activity [38]. In [39], an embedding space shared by first- and third-person videos is learned with the goal of matching camera wearers between third and first-person. Ego-exo [40] is a framework to create strong video representations for downstream egocentric understanding tasks by leveraging traditional third-view large scale datasets.

In any event, and to the best of our knowledge, the potential of linking the first-person and third-person perspective for 3D egocentric body pose estimation we propose in this paper has never been explored so far.



Figure 2: Capture setup used for our *First2Third-Pose* dataset. In addition to a head-mounted wearable camera, two static cameras are used to capture side and front views.

Ego view						
Front view						
Side view						
Top view						
	Waving	Picking	Bowling	Reading	Bending	Laying

Figure 3: Example of synchronized viewpoints in our dataset for different activities.

3. First2Third-Pose Dataset

We next introduce *First2Third-Pose*, a large dataset of short videos covering a variety of human pose types and including multi-third-person-views in addition to first-person view.

Dataset collection. We built a multi-view synchronized dataset wherein we capture 14 people (in turns) of varying height, weight and genders while performing 40 different activities in both indoors and outdoors environments (lab, streets, parks, corridors, basketball courts, and parking). Every individual is

Dataset	#activities	#videos	#people	#view	#body joints	#scenes	#fps	#camera loc.	#duration	#GT
MotionGraph [4]	19	18	10	1	25	4 indoor	30	chest	1-3m	KineticsV2
You2me [7]	4	42	10	1	25	indoor	30	chest	2m	Kinect&Panoptic
[6]	8	24	5	2	22	2(indoor/outdoor)	30	head	20s	3rd-view(2D)
Our	40	1950	14	4	17	4(indoor/outdoor)	25	head	8-25s	3rd-view(3D)

Table 1: Comparison of publicly available datasets for 3D egocentric pose estimation.

Dataset	#activities	#videos	#people	#view	#scenes	#fps	#add.camera location	#duration	full pose visible on add. camera	Task
[41]	12	20	11	3	3	60	hands	30s	-	gesture rec.
[35]	28	140	5	4	1(Lab)	30fps	side,back,top	1-2s	-	action rec.
[39]	uncons.	7	4	3	2	30	side	5-10m	-	pers. disam.
[39]	uncons.	7	4	3	2	30	side	5-10m	-	pers. disam.
[37]	7	1226	6	2	6	60	head	1.5s	-	act./react.
[38]	4	24	4	2	3	30	head	90s	-	act.rec.
Our	40	1950	14	4	4(in/out)	25	side,front,top	8-25s	yes	3d pose est.

Table 2: Comparison of datasets combining first-person videos with other’s viewpoint synchronized videos.

asked to wear the head mounted camera which captures his/her egocentric view. We use the Go Pro Hero 4 in normal view setting which records in 1920×1080 resolution at 25 fps. All indoor and outdoor environments are equipped with two static cameras that capture the side and front view. We use the Go Pro Hero 3 in 1920×1080 resolution at 25 fps to record the side view and the Sony DSLR in 1920×1080 resolution at 25 fps to record the front view. An example of outdoor capture setup is shown Figure 2. The ‘Lab’ scene is equipped with an additional Amcrest camera that we use under the wide setting with a frame rate of 20 fps and 2304×1296 resolution. The top view captures a perspective from above the individual; the side view captures the 3rd person perspective from either left/right side recorded parallel to the individual; the front view captures the 3rd person view of the individual from the front; and the egocentric view captures the 1st person perspective of the individual. Each person performs about 40 activities in two indoor and two outdoor locations. We record a total of 1950 activity sequences lasting between 8 to 25 seconds, with a total duration of 2.5 hours. The activities include sports actions as boxing, basketball, soccer and day-to-day tasks like reading, typing or sitting on couch/chair/ground.

Examples of synchronized viewpoints for different activities in our dataset are shown in Figure 3.

Post-processing. To enable the synchronization across multiple views, we recorded one video for each view in a location (ego, top, front, side). Before starting to enact each activity, the participants are asked to clap. This clap is visually captured in egocentric camera and heard across all the multiple views. The sound of the clap is used to determine the starting point of each activity. We use the front views to check how long the activity has been performed. This time duration is noted and the video is manually scanned to find starting points of the activity. The activity is then clipped out from the main video and annotated using the name, activity class performed, location and the view that videos presents. Each video clip has one activity class. This is done for all the front, ego, top and side views.

Dataset annotation. The body pose is represented by $J = 17$ 3D joint positions. Similarly to previous work on egocentric pose estimation [6], our ground truth is estimated from front views. However, instead of using only 2D joints as in [6], we first estimated 2D body poses by using Detectron2 [42], and then we obtained 3D body estimations via a pre-trained lifting model [43]. As the latter method reports an average error of 4-5 cm on large-scale datasets, we can assume that at most the same holds in our case. Visual inspection of 3D pose predictions on the test set corroborated the plausibility of such assumption. It is worth to remark that as our dataset was captured in multiple scenarios, the camera extrinsic parameters are not available. Therefore, the computation of the ground truth could not benefit from triangulation methods by using multiple views. However, the ground truth annotations are not required to compute the joint embedded space we exploit in the proposed approach.

Dataset comparisons. In Table 1 we summarize the characteristics of our proposed dataset with respect to other available benchmarks for 3D egopose estimation. It can be observed that our dataset scales existing ones in terms of number of videos and presents more variability in terms of background scenes,

number of participants and activities. Furthermore, it provides multiple views of the same scene (egocentric, top, side, front). Therefore, it is currently the largest and comprehensive dataset for 3D egopose estimation from videos.

In Table 2 we compare qualitatively existing datasets with synchronized videos including at least one first-person viewpoint, and we show that our dataset is the only one suited for the task of 3D egopose estimation. We stress that while other paired datasets with first- and third-person views currently exists, e.g. [44], we did not include them in Table 2 since they are not synchronized and therefore not suitable for our task. All our data will be made publicly available upon acceptance.

4. Approach

Given an egocentric video sequence as input, our goal is to estimate the 3D body joints of the camera wearer as output. More formally, for each egocentric video frame at time t , the output is a set of J joint 3D coordinates corresponding to the skeleton of camera wearer at frame t , say $p_t \in R^{3J}$. Each predicted 3D body pose has the hip joint positioned at the origin of the coordinates system. The first axis is parallel to the ground and points to the wearer’s facing direction. The second axis is parallel to the ground and points to the left hip. The third axis is perpendicular to the ground and points in the direction of the spine. To account for people size variability, we normalize each skeleton for scale based on the individual’s shoulder width.

Our key insight is to build image features allowing to discriminate different 3D human poses by linking first and third-person perspectives into a joint embedded space. We achieve this objective by training a network in a self-supervised fashion to detect if pairs of first- and third- person views are synchronized. This pretext task translates well to the downstream task of 3D egopose estimation since the link between the two views is the 3D human body pose of the person.

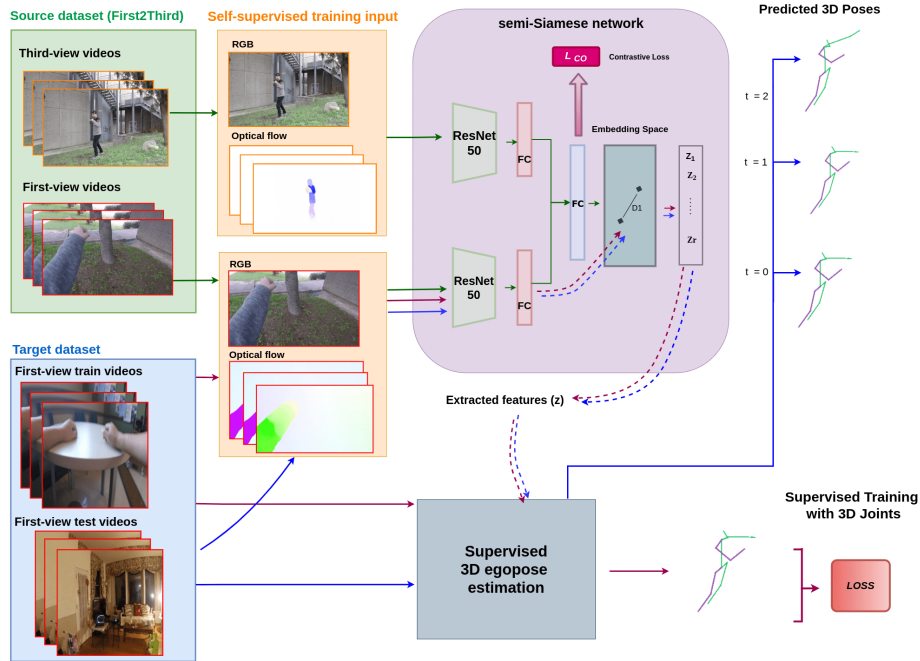


Figure 4: Our model uses a semi-Siamese architecture to learn to detect if a pair of first- and third-view videos of the *First2Third-Pose* paired source dataset are synchronized or not, by minimizing a contrastive loss (green arrows). This pretext task leads to learn a joint embedding space, where the gap between the first-view and third-view worlds is minimized. The so learned joint embedding space can in principle be leveraged by any supervised method for 3D egopose estimation on a target dataset, without a need for domain adaptation. At both train time (brown arrows) and test time (blue arrows), the semi-Siamese network is used for feature projection onto the learned joint embedded space. z is 64-dimensional vector, obtained once removed the softmax layer of the Siamese network pre-trained with our dataset.

4.1. Learning a joint first/third view embedding

First and third-person perspectives are very different in appearance (see Figure 3). However, previous work [39, 44] has shown that it is possible to find spatial and motion domain feature correspondences between video types in a self-supervised fashion. While this has proved to be useful in the context of activity recognition and second-person disambiguation, its usefulness for 3D body pose estimation has never been investigated before. Our goal is therefore to attain a semantically meaningful space where paired first- and third-person video are close to each other while proximity of unpaired videos is avoided. The pretext task is to classify paired views into synchronized and unsynchronized, which in turn corresponds to determine if pairs of first-person and a third-person views correspond to the same 3D human pose. Similarly to [39], this is achieved by training a two-streams semi-Siamese Convolutional Neural Network (CNN) with a ResNet50 backbone [45]. Differently from [39], where self-supervision is performed separately on the the spatial and motion domains, we treat them jointly and we minimize a single contrastive loss. Since first- and third- person views are very different in appearance, parameter sharing is allowed only for the last fully connected layer. The semi-Siamese architecture is shown on the upper part of Figure 4.

At training time, we feed to the network paired exemplars of first-view and third-view, consisting of stacked RGB and optical flow frames. We then minimize a contrastive loss measuring the Euclidean distance for positive exemplars and a hinge loss for negative ones. Our loss function is as follows:

$$L = \sum_j^M y_j \|x_j^f - x_j^t\|^2 + (1 - y_j) \max(0, m - \|x_j^f - x_j^t\|)^2$$

where M is the number of frames in a batch, m is a predefined constant margin, x^f and x^t indicate first and third views (stacked RGB and optical flow frames) respectively, y_i is an indicator that takes value 1 if x_j^f and x_j^t are synchronized exemplars, and 0 otherwise. Following its effectiveness in self-supervised learning as alternative to random exploration, we adopted a curriculum learning

strategy for training [46]. Concretely, we defined as *easy negatives* pairs of first- and third video clips corresponding to a same person doing a different activity in the same environment. *hard negatives* were defined as pairs of first- and third video clips corresponding to a same person doing the same action in the same environment at different intervals of time.

As byproduct of learning to classify paired first- and third-view videos into synchronized and unsynchronized, the representation gap between the two perspective views is minimized. In the following subsection, we aim at leveraging this joint representation space learned with our source *First2Third-Pose* dataset to estimate the 3D body pose of the person behind the camera in first-view videos from a target dataset.

4.2. Transfer to 3D Egopose estimation

We used the semi-Siamese network pre-trained on the pretext task with the source *First2Third-Pose* dataset to extract features, which are then useful for 3D pose estimation from egocentric videos. More specifically, stacked RGB and optical flow frames from the unpaired egocentric video are fed into the first-view stream of the network in a forward pass. The bottom part of Figure 4 shows how target train and test egocentric video datasets can be used as input to our pre-trained semi-Siamese network to extract features that are subsequently used as additional features by a supervised 3D egopose estimation method. The network can in principle be used as feature extractor by an arbitrary supervised model for 3D egopose estimation, at both training and test time. Through experiments, we will show that even if the embedding space has been learned relying on the *First2Third-Pose* source dataset, it transfers well on a different target egocentric video dataset, without a need for domain adaptation.

5. Experiments

Implementation details. We train a semi-Siamese network based on the ResNet50 backbone that takes as input on each stream an RGB frame stacked

	First2Third Dataset											Avg
	Hip	Neck	Head	Shoulders	Elbows	Wrists	Thorax	Knees	Feet	UppBody	LowBody	
MotionGraph [4]	3.40	8.03	12.40	7.74	20.93	39.13	10.73	32.50	53.81	16.98	25.63	20.54
MotionGraph-SS	3.37	5.96	9.57	6.23	18.86	31.09	8.38	28.66	45.14	13.89	22.04	17.25
you2me [7]	2.96	10.45	15.31	9.81	20.15	34.52	13.13	26.31	48.25	17.78	23.16	20.00
you2me-SS	2.99	8.66	13.26	8.23	18.90	33.61	11.34	27.08	47.74	15.63	21.33	18.03
Deconvnet [10]	3.15	5.72	8.96	5.77	17.13	31.26	7.81	27.84	45.48	13.35	21.85	16.85
Deconvnet-SS	3.12	5.69	9.30	5.71	14.89	27.10	8.03	24.00	40.09	12.09	18.64	14.78

Table 3: Average joint error in the *First2Third* Dataset, in cm.

to the optical flow fields for a set of 10 consecutive frames. We used FlowNet2 [47] to estimate optical flow. The output of the ResNet in each stream is fed to a fully connected layer of dimension 100. The last common fully connected layer has dimension 64.

We generate the training data by splitting our Multiview dataset into 150k training frames and 40k testing frames. The train set includes activities performed by 10 people (8 actors, 2 actresses), while the test set includes activities performed by 4 unseen people (2 actors, 2 actresses). To train the Siamese Network we generate positive and negative image pairs. The positive pairs are generated taking synchronized first- and third- view (front) video frames. As we adopted a curriculum learning strategy for training, we generated negative pairs in two ways. Easy negative pairs correspond to first- and third-view videos of same person doing different activities in the egocentric and front images, but in the same environment. Hard negative pairs correspond to shifted time intervals in paired first-and ego views. We follow curriculum learning to train the Siamese network for 2 epochs. We train the network using easy negative pairs for first epoch and use the hard negative pairs for the second epoch. We use the contrastive loss with a margin of 0.9 to train the network using these pairs. Training time is 96 hours on a single GPU for 2 epochs. The learning rate is set to 0.0001 with the momentum 0.9 and the weight decay 5e-4.

Datasets. In addition to our *First2Third-Pose* dataset described in Section 3, we use the dataset introduced in [4]. The first-view for the two datasets has been captured wearing the camera on the head for our dataset and on the chest for the

	Invisible Poses Dataset [4]											Avg	
	Hip	Neck	Head	Shoulders	Elbows	Wrists	Hands	Knees	Ankle	Feet	UppBody		LowBody
MotionGraph [4]	2.24	19.40	21.60	16.23	17.06	24.02	27.27	24.78	32.29	34.13	22.09	20.76	21.61
MotionGraph-SS [4]	2.14	17.20	19.50	14.23	14.81	21.29	24.32	23.32	30.43	32.29	19.65	19.60	19.64
you2me [7]	2.14	15.50	17.10	15.17	19.34	28.54	32.23	22.48	33.94	36.63	24.53	21.55	23.38
you2me-SS	1.97	15.00	17.00	13.87	16.19	24.04	27.19	23.27	32.80	35.37	20.94	20.75	20.87
Deconvnet [10]	2.58	17.70	21.30	12.65	13.81	20.87	23.46	22.00	27.30	29.04	18.46	17.98	18.29
Deconvnet-SS	2.64	16.00	18.80	12.48	13.59	20.31	22.82	21.49	26.20	27.74	18.07	17.31	17.85

Table 4: Average joint error in the Invisible Poses Dataset [4], in cm.




Figure 5: Visual comparisons of predicted skeletons for three different activities. GT: ground truth. DeconvNet-SS: proposed method. MotionGraph: state-of-the-art [4]. DeconvNet: end-to-end baseline [10]. you2me: [7] baseline. Test videos are from the *First2Third-Pose* dataset test split.

other. More details about the dataset [4] can be found in Table 1. Difference in appearance with our source *First2Third-Pose* dataset can be appreciated in Figure 4 (see source and target first-view videos). Figure 6 illustrates the difference in appearance between two datasets used in the paper for a same




Figure 6: Examples of activities captured in the two datasets: *First2Third-Pose* (top) and Invisible Pose Dataset [4] (bottom).

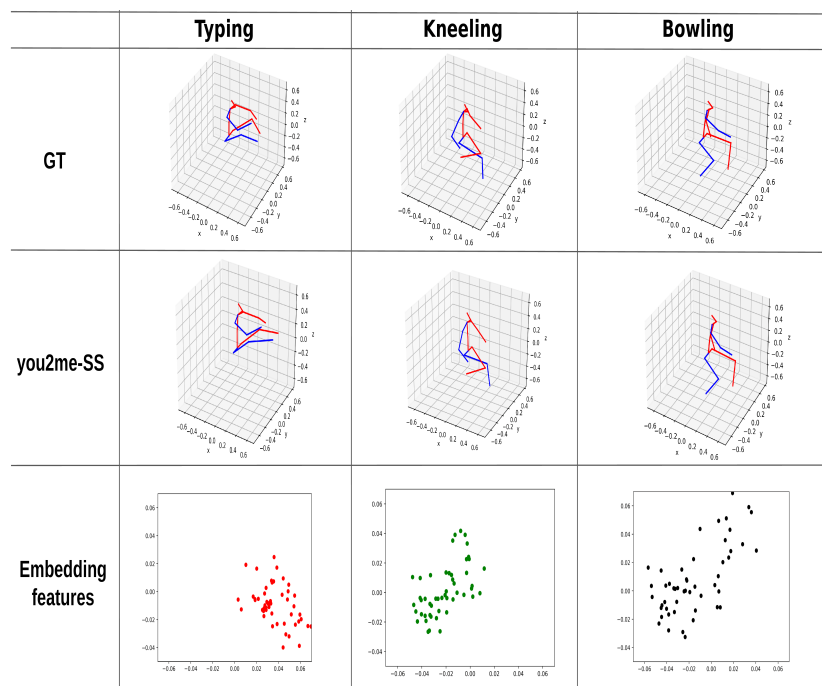


Figure 7: Scatter plots of embedding features for four different 3D body poses. Similar body poses have similar features.

activity: our proposed *First2Third-Pose* captured by a head mounted camera, and the Invisible pose dataset [4] captured by a chest mounted camera.

Baselines. We considered two state-of-the-art methods for 3D egocentric pose estimation [4, 7], and we considered also a baseline method tailored for 3D pose estimation from third-view videos [10] that we adapted to our task. **MotionGraph** [4] is currently the state-of-the-art method for predicting 3D body pose from real egocentric videos without a second interacting person. We used the publicly available author’s code ² to extract static and motion features from our dataset, and modified the MotionGraph dynamic programming algorithm to account for the features extracted by relying on our joint embedded space. We retrained the model for both datasets, using the 300 quantized poses as used in [4]. **You2me** [7] has been recently proposed as a method able to account for the visible second person interacting with the camera wearer, as it leverages his/her 3D pose estimates to improve egopose predictions. Even if there are not second persons in our *First2Third-Pose* dataset, this approach is still a valid alternative to state-of-the-art MotionGraph, since the use of a recurrent long short-term memory (LSTM) network ensures smooth frame to frame 3D body pose transitions. We used the authors’s code ³, that takes as input motion and appearance based features, and used additional features vector extracted leveraging our learned joint embedding as input to the LSTM for each frame. We trained this model for both datasets, using 700 quantized poses for upper body and 100 for lower body, as in [7]. We also adapted and trained from scratch the 3D human pose estimation baseline method proposed in [10]⁴, **DeconvNet**, that adds deconvolutional layers to ResNet. We altered the output space for 3D joints and minimized the mean-squared error on the training set. We found this off-the-shelf deep pose method extremely effective for ego-pose estimation, specially on our *First2Third-Pose* dataset that, being large scale, is well suited for end-to-end learning.

Evaluation metric. Each skeleton is rotated so the shoulder is parallel to the

²<http://www.hao-jiang.net/egopose/index.html>

³<https://github.com/facebookresearch/you2me>

⁴<https://github.com/una-dinosauria/3d-pose-baseline>

yz plane and the body center is at the origin. The error is then computed as the Euclidean distance between the predicted 3D joints and the ground truth, averaged over the full sequence and scaled to centimeters based on a reference shoulder distance of 30 cm.

Results. In Table 3 and Table 4 we show the average error per joint and for all joints (in cm) obtained on the test set of our dataset and on the dataset [4] respectively. In addition, following competitive methods [7, 4], we present results in terms of errors averaged separately for the upper body (Neck, Head, Thorax, Spine, Shoulders, Elbows, Wrists, Hands) and lower body joints (Hips, Knees, Ankles, Feet). Overall, these tables show that leveraging features extracted from the common representation space learnt with our proposed dataset consistently gives better results over existing supervised methods for 3D egopose estimation. The fact that our approach results effective also on the dataset [4], demonstrates that the features extracted relying on the learned joint embedding space can be efficiently transferred to arbitrary egocentric videos, without the need of domain adaptation.

Figure 5 shows qualitatively that using features extracted by leveraging the learned joint embedding space indeed gives better results.

Insights on the joint embedded space. To verify that the features obtained using our embedded space, say embedded features, are discriminative for 3D egopose estimation, we first apply PCA to the feature matrix to reduce the feature dimension to two, and then we visualized the features of videos corresponding to different activities via a scatter plot (each dot is a frame). In Figure 7 we show example poses for three different activities (ground truth and prediction) together with the scatter plot of corresponding embedding features for the surrounding 1 second video segment. The 3D skeleton corresponding to the activity *typing* differs from both *bowling* and *kneeling*, while those of *bowling* and *kneeling* are more similar. This is also reflected by the corresponding features.

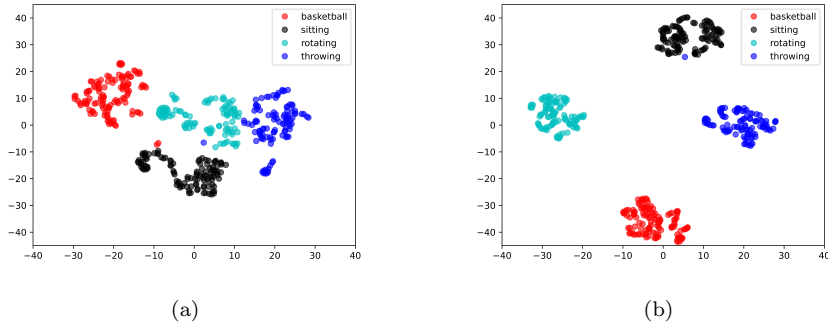


Figure 8: t-SNE of four different activities captured from first- (a) and third-person (b) views.

6. Model interpretation

To shed light on the structure of the learned embedded space, we evaluated numerically the distance between corresponding first and third view embeddings of a same action. In addition, we visualized the embedding vectors corresponding to different activities captured from the same point of view (first- or third-). In Figure 8 we visualize via t-SNE the 1st- and 3rd-views embedding relative to 4 different actions in the joint space (each dot is a video). In both domains, the embedding of different activities are well separated, meaning they are discriminative for activity recognition. This also suggests that the embedded space can be useful for egocentric action recognition.

Furthermore, we examined the relationship between first-view and third-view feature projections in our embedding space by using Canonical Correlation Analysis (CCA) [48]. To make the results more easily interpretable, we grouped the set of activities captured by our dataset into four classes, depending on the type of body movement: 1) short actions involving the whole body (rotating, walking, jogging, etc.); 2) actions requiring a vertical movements of the body or body parts (crouching, sit on ground, pick object right, etc.); 3) short actions requiring mainly the movement of hands or feet (throwing, bowling, etc.); 4) activities made of a sequence of several short actions (basketball, exercise, etc.). Table 5 reports the CCA coefficient among first-third view pairs of embeddings

		Class based Activities			
Front Top	Complex	Hands & Feet	Vertical Movement	Whole Body	
Complex	0.58	0.15	-0.07	0.01	
Hands & Feet	0.11	0.62	-0.01	0.00	
Vertical Movement	-0.06	-0.08	0.43	-0.01	
Whole Body	0.04	-0.06	0.07	0.52	

Table 5: Average CCA coefficient among first and third view pairs of embeddings for four different classes of activities.

for each of these four classes. The correlation among first- and third- view embedding is strong, meaning that the features encode relevant geometrical information linking the two views.

7. Conclusion

In this paper, we explored for the first-time how to exploit the link between first- and third-view perspective for the task of egocentric 3D pose estimation. We proposed a versatile framework to build image features that help to discriminate different 3D human poses from egocentric videos. To this goal, we introduced and leveraged *First2Third-Pose* a new, large and synchronized dataset of first- and third-view videos capturing 14 people performing overall 40 activities. To bridge the heterogeneity gap between the two views, we used a self-supervised representation learning approach that learns to transform data samples from different views into a common embedding space, which is subsequently employed to extract features from unpaired egocentric videos. We tested our approach on three state-of-the-art methods and two real datasets. Experimental results demonstrated that the joint embedding space learned with *First2Third-Pose* can be used to enhance supervised state-of-the-art egopose estimation methods on different datasets, without the need of domain adaptation nor knowledge of camera parameters.

8. Acknowledgements

This work has been partially supported by projects PID2020-120049RB-I00 and PID2019-110977GA-I00 funded by MCIN/ AEI /10.13039/501100011033 and by the "European Union NextGenerationEU/PRTR", as well as by grant RYC-2017-22563 funded by MCIN/ AEI /10.13039/501100011033 and by "ESF Investing in your future".

References

- [1] M. Kutbi, X. Du, Y. Chang, B. Sun, N. Agadacos, H. Li, G. Hua, P. Mor-dohai, Usability studies of an egocentric vision-based robotic wheelchair, *ACM Transactions on Human-Robot Interaction (THRI)* 10 (1) (2020) 1–23.
- [2] M. Dimiccoli, Computer vision for egocentric (first-person) vision, in: *Computer Vision for Assistive Healthcare*, Elsevier, 2018, pp. 183–210.
- [3] H. Liang, J. Yuan, D. Thalmann, N. M. Thalmann, Ar in hand: Egocentric palm pose tracking and gesture recognition for augmented reality applica-tions, *Proceedings of the ACM International Conference on Multimedia (ACMMM)* (2015) 743–744.
- [4] H. Jiang, K. Grauman, Seeing invisible poses: Estimating 3d body pose from egocentric video, *Proceedings of the IEEE Conference on Computer Vision and Pattern Recognition (CVPR)* (2017) 3501–3509.
- [5] Y. Yuan, K. Kitani, 3d ego-pose estimation via imitation learning, *Pro-ceedings of the European Conference on Computer Vision (ECCV)* (2018) 735–750.
- [6] Y. Yuan, K. Kitani, Ego-pose estimation and forecasting as real-time pd control, *Proceedings of the IEEE International Conference on Computer Vision (ICCV)* (2019) 10082–10092.

- [7] E. Ng, D. Xiang, H. Joo, K. Grauman, You2me: Inferring body pose in egocentric video via first and second person interactions, Proceedings of the IEEE Conference on Computer Vision and Pattern Recognition (CVPR) (2020) 9890–9900.
- [8] H. Jiang, V. K. Ithapu, Egocentric pose estimation from human vision span, Proceedings of the International Conference on Computer Vision (ICCV) (2021) 11006–11014.
- [9] J. Wang, L. Liu, W. Xu, K. Sarkar, C. Theobalt, Estimating egocentric 3d human pose in global space, Proceedings of the International Conference on Computer Vision (ICCV) (2021) 11500–11509.
- [10] B. Xiao, H. Wu, Y. Wei, Simple baselines for human pose estimation and tracking, Proceedings of the European Conference on Computer Vision (ECCV) (2018) 466–481.
- [11] R. Dabral, A. Mundhada, U. Kusupati, S. Afaq, A. Sharma, A. Jain, Learning 3d human pose from structure and motion, Proceedings of the European Conference on Computer Vision (ECCV) (2018) 668–683.
- [12] X. Zhou, Q. Huang, X. Sun, X. Xue, Y. Wei, Towards 3d human pose estimation in the wild: a weakly-supervised approach, Proceedings of the IEEE International Conference on Computer Vision (CVPR) (2017) 398–407.
- [13] S. Li, W. Zhang, A. B. Chan, Maximum-margin structured learning with deep networks for 3d human pose estimation, Proceedings of the IEEE International Conference on Computer Vision (ICCV) (2015) 2848–2856.
- [14] G. Pavlakos, X. Zhou, K. G. Derpanis, K. Daniilidis, Coarse-to-fine volumetric prediction for single-image 3d human pose, Proceedings of the IEEE Conference on Computer Vision and Pattern Recognition (CVPR) (2017) 7025–7034.

- [15] A.-I. Popa, M. Zanfir, C. Sminchisescu, Deep multitask architecture for integrated 2d and 3d human sensing, Proceedings of the IEEE Conference on Computer Vision and Pattern Recognition (CVPR) (2017) 6289–6298.
- [16] X. Sun, B. Xiao, F. Wei, S. Liang, Y. Wei, Integral human pose regression, Proceedings of the European Conference on Computer Vision (ECCV) (2018) 529–545.
- [17] B. Tekin, I. Katircioglu, M. Salzmann, V. Lepetit, P. Fua, Structured prediction of 3d human pose with deep neural networks, Proceedings of the British Machine Vision Conference (BMVC) (2016) 130–141.
- [18] D. Tome, C. Russell, L. Agapito, Lifting from the deep: Convolutional 3d pose estimation from a single image, Proceedings of the IEEE Conference on Computer Vision and Pattern Recognition (CVPR) (2017) 2500–2509.
- [19] F. Moreno-Noguer, 3d human pose estimation from a single image via distance matrix regression, Proceedings of the Conference on Computer Vision and Pattern Recognition (CVPR) 2823–2832.
- [20] X. Xu, H. Chen, F. Moreno-Noguer, L. A. Jeni, F. D. la Torre, 3d human pose, shape and texture from low-resolution images and videos, IEEE Transactions on Pattern Analysis and Machine Intelligence (TPAMI).
- [21] D. Mehta, H. Rhodin, D. Casas, P. Fua, O. Sotnychenko, W. Xu, C. Theobalt, Monocular 3d human pose estimation in the wild using improved cnn supervision, Proceedings of the International Conference on 3D Vision (3DV) (2017) 506–516.
- [22] C. Ionescu, D. Papava, V. Olaru, C. Sminchisescu, Human3.6m: Large scale datasets and predictive methods for 3d human sensing in natural environments, IEEE Transactions on Pattern Analysis and Machine Intelligence (TPAMI) 36 (7) (2013) 1325–1339.

- [23] X. Sun, J. Shang, S. Liang, Y. Wei, Compositional human pose regression, Proceedings of the IEEE International Conference on Computer Vision (ICCV) (2017) 2602–2611.
- [24] G. Pavlakos, X. Zhou, K. Daniilidis, Ordinal depth supervision for 3d human pose estimation, Proceedings of the IEEE Conference on Computer Vision and Pattern Recognition (CVPR) (2018) 7307–7316.
- [25] X. Zhou, X. Sun, W. Zhang, S. Liang, Y. Wei, Deep kinematic pose regression, Proceedings of the European Conference on Computer Vision (ECCV) (2016) 186–201.
- [26] U. Iqbal, P. Molchanov, J. Kautz, Weakly-supervised 3d human pose learning via multi-view images in the wild, Proceedings of the IEEE Conference on Computer Vision and Pattern Recognition (CVPR) (2020) 5243–5252.
- [27] S. Jenni, P. Favaro, Self-supervised multi-view synchronization learning for 3d pose estimation, Proceedings of the Asian Conference on Computer Vision (ACCV) (2020) 170–187.
- [28] H. Rhodin, M. Salzmann, P. Fua, Unsupervised geometry-aware representation for 3d human pose estimation, Proceedings of the European Conference on Computer Vision (ECCV) (2018) 750–767.
- [29] C. Li, K. M. Kitani, Model recommendation with virtual probes for ego-centric hand detection, Proceedings of the IEEE International Conference on Computer Vision (ICCV) (2013) 2624–2631.
- [30] C. Li, K. M. Kitani, Pixel-level hand detection in ego-centric videos, Proceedings of the IEEE Conference on Computer Vision and Pattern Recognition (CVPR) (2013) 3570–3577.
- [31] G. Rogez, J. S. Supancic, D. Ramanan, First-person pose recognition using egocentric workspaces, Proceedings of the IEEE Conference on Computer Vision and Pattern Recognition (CVPR) (2015) 4325–4333.

- [32] T. Shiratori, H. S. Park, Y. Sheikh, J. K. Hodgins, et al., Motion capture from body mounted cameras, google Patents, Patent 8,786,680 (2014).
- [33] W. Xu, A. Chatterjee, M. Zollhoefer, H. Rhodin, P. Fua, H.-P. Seidel, C. Theobalt, Mo 2 cap 2: Real-time mobile 3d motion capture with a cap-mounted fisheye camera, *IEEE Transactions on Visualization and Computer Graphics (TVCG)* 25 (5) (2019) 2093–2101.
- [34] D. Tome, P. Peluse, L. Agapito, H. Badino, xr-egopose: Egocentric 3d human pose from an hmd camera, *Proceedings of the IEEE International Conference on Computer Vision (ICCV)* (2019) 7728–7738.
- [35] B. Soran, A. Farhadi, L. Shapiro, Action recognition in the presence of one egocentric and multiple static cameras, *Proceedings of the Asian Conference on Computer Vision (ACCV)* (2014) 178–193.
- [36] G. A. Sigurdsson, A. Gupta, C. Schmid, A. Farhadi, K. Alahari, Actor and observer: Joint modeling of first and third-person videos, *Proceedings of the IEEE Conference on Computer Vision and Pattern Recognition (CVPR)* (2018) 7396–7404.
- [37] R. Yonetani, K. M. Kitani, Y. Sato, Recognizing micro-actions and reactions from paired egocentric videos, *Proceedings of the IEEE Conference on Computer Vision and Pattern Recognition (CVPR)* (2016) 2629–2638.
- [38] S. Bambach, D. J. Crandall, C. Yu, Viewpoint integration for hand-based recognition of social interactions from a first-person view, *Proceedings of the ACM International Conference on Multimodal Interaction (ICMI)* (2015) 351–354.
- [39] C. Fan, J. Lee, M. Xu, K. Kumar Singh, Y. Jae Lee, D. J. Crandall, M. S. Ryoo, Identifying first-person camera wearers in third-person videos, *Proceedings of the IEEE Conference on Computer Vision and Pattern Recognition (CVPR)* (2017) 5125–5133.

- [40] Y. Li, T. Nagarajan, B. Xiong, K. Grauman, Ego-exo: Transferring visual representations from third-person to first-person videos, Proceedings of the IEEE Conference on Computer Vision and Pattern Recognition (CVPR) (2021) 6943–6953.
- [41] C.-S. Chan, S.-Z. Chen, P.-X. Xie, C.-C. Chang, M. Sun, Recognition from hand cameras: A revisit with deep learning, Proceedings of the European Conference on Computer Vision (ECCV) (2016) 505–521.
- [42] Y. Wu, A. Kirillov, F. Massa, W.-Y. Lo, R. Girshick, Detectron2, <https://github.com/facebookresearch/detectron2> (2019).
- [43] D. Pavlo, C. Feichtenhofer, D. Grangier, M. Auli, 3d human pose estimation in video with temporal convolutions and semi-supervised training, Proceedings of the IEEE Conference on Computer Vision and Pattern Recognition (CVPR) (2019) 7753–7762.
- [44] G. A. Sigurdsson, A. Gupta, C. Schmid, A. Farhadi, K. Alahari, Actor and observer: Joint modeling of first and third-person videos, Proceedings of the IEEE Conference on Computer Vision and Pattern Recognition (CVPR) (2018) 7396–7404.
- [45] K. He, X. Zhang, S. Ren, J. Sun, Deep residual learning for image recognition, Proceedings of the IEEE Conference on Computer Vision and Pattern Recognition (CVPR) (2016) 770–778.
- [46] Y. Bengio, J. Louradour, R. Collobert, J. Weston, Curriculum learning, Proceedings of the International Conference on Machine Learning (ICML) (2009) 41–48.
- [47] E. Ilg, N. Mayer, T. Saikia, M. Keuper, A. Dosovitskiy, T. Brox, FlowNet 2.0: Evolution of optical flow estimation with deep networks, Proceedings of the Conference on Computer Vision and Pattern Recognition (CVPR) (2017) 2462–2470.

- [48] H. Hotelling, Relations between two sets of variates, in: Breakthroughs in statistics, Springer, 1992, pp. 162–190.