

# Network Collaborator: Knowledge Transfer Between Network Reconstruction and Community Detection

Kai Wu, *Member, IEEE*, Chao Wang, and Junyuan Chen, Jing Liu, *Senior Member, IEEE*

**Abstract**—This paper focuses on jointly inferring network and community structures from the dynamics of complex systems. Although many approaches have been designed to solve these two problems solely, none of them consider explicit shareable knowledge across these two tasks. Community detection (CD) from dynamics and network reconstruction (NR) from dynamics are natural synergistic tasks that motivate the proposed evolutionary multitasking NR and CD framework, called network collaborator (NC). In the process of NC, the NR task explicitly transfers several better network structures for the CD task, and the CD task explicitly transfers a better community structure to assist the NR task. Moreover, to transfer knowledge from the NR task to the CD task, NC models the study of CD from dynamics to find communities in the dynamic network and then considers whether to transfer knowledge across tasks. A test suite for multitasking NR and CD problems (MTNRCDPs) is designed to verify the performance of NC. The experimental results conducted on the designed MTNRCDPs have demonstrated that joint NR with CD has a synergistic effect, where the network structure used to inform the existence of communities is also inherently employed to improve the reconstruction accuracy, which, in turn, can better demonstrate the discovering of the community structure.<sup>1</sup>

**Index Terms**—Evolutionary multitasking optimization, Knowledge transfer, Network reconstruction, Community detection.

## I. INTRODUCTION

COMPLEX networks play an essential role in synchronizing and controlling complex dynamical systems [1], which has been widely concerned in many fields. Moreover, uncovering communities in networks offers coarse-graining the complex relations between entities. However, in many natural complex systems, the network structure between entities and the complex systems' nodal dynamics is unobservable. Instead, we may observe interdependent signals from the nodes in a complex network to infer these relationships. Thus, this paper focuses on two tasks: one for reconstructing network structure from dynamics; another one for discovering communities from dynamics.

To solve the first task, a series of network reconstruction (NR) methods has been proposed to reconstruct network structure from dynamics, which are divided into two classes:

This work was supported in part by the Key Project of Science and Technology Innovation 2030 supported by the Ministry of Science and Technology of China under Grant 2018AAA0101302, in part by the National Natural Science Foundation of China under Grant 62206205, and in part by the Zhejiang Lab's International Talent Fund for Young Professionals.

Kai Wu and Chao Wang are with School of Artificial Intelligence, Xidian University, Xi'an 710071, China (e-mail: kwu@xidian.edu.cn; xiaofengxd@126.com).

Junyuan Chen and Jing Liu are with Guangzhou Institute of Technology, Xidian University, Guangzhou 510555, China (e-mail: chenjunyuan1996@outlook.com; neouma@mail.xidian.edu.cn).

<sup>1</sup>The code is available at: <https://github.com/xiaofangxd/EMTNRCD>.

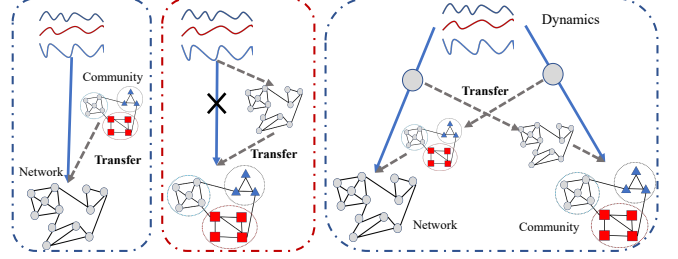


Fig. 1. The differences between our proposal and current methods. Right: CEMO-NR [2] uses community structure to aid the network reconstruction task. Middle: current methods first reconstruct the precise network structure from dynamics and then performs community detection on the obtained network. Left: the proposed multitasking network reconstruction and community detection problem.

model-free methods [3], [4], [5], [6] and model-based methods [7], [8], [9]. In model-free methods, the strength of a link among nodes is obtained by measuring the dependence from their dynamics in terms of correlations [10], maximum entropy distributions [3], mutual information [4], random forest [5], and ensemble method [6]. In model-based methods, prior knowledge of the dynamics and interactions is provided. Then this knowledge is employed to infer the network structure, such as compressed sensing [7], [8], [11], [9], [12], evolutionary algorithm (EA) [13], [14], [15], [16], [17], [18], [19], [20], and online learning [21], [22].

Existing community detection (CD) methods are susceptible to specific design decisions when the network structure is unobservable. To address the challenges of the second task, most methods consist of two steps: first, select the NR methods to assess the similarity or the network structure of any pair of factors in a complex system described above; second, convert the resemblance to a dense weighted network or a binary network [23]. After determining the underlying network, the community detection methods are employed to discover clusters of the network, such as modularity [24], evolutionary algorithms (EAs) [25], [26], [27], [28], and deep learning [28]. These approaches assume that the edges have been observed accurately [29]. However, neither of these approaches considers knowledge transfer between these two tasks, which may promote the accuracy of the two studies. We also find that a more precise network structure may promote the accuracy of community discovery, and better communities may promote the performance of the NR task. Thus, can the joint optimization of the NR and CD tasks obtain better performance?

To answer the above guess, this paper proposes an evolutionary multitasking NR and CD framework, termed network

collaborator (NC), to utilize the information of the network structure and community structure obtained from dynamics to improve each other. The phenomenon inspires this evolutionary multitasking framework that a more precise network structure can improve the accuracy of community discovery, and better communities can promote the performance of the NR task [2]. Fig. 1 shows the difference between our proposal and current methods. NC is inspired by evolutionary multitasking optimization (EMTO) [30], a new paradigm for solving multiple tasks by taking advantage of the parallelism mechanism of evolutionary algorithms. EMTO has been successfully applied to overcome many practical challenges in recent years because of its parallelism and easy scalability [31], [32], [33], [34], [35], [36], [37], [38]. These studies show that efficient knowledge transfer across tasks can improve the method's convergence characteristics that solve each task solely [39], [40]. Moreover, NR and CD tasks are often used to analyze complex systems simultaneously, which is a natural multitasking optimization problem. Thus, to share knowledge across the NR task and the CD task, we first establish a multitasking model, where the community structure obtained from the CD task is explicitly transferred to improve the performance of the NR task, and the better network structures acquired from the NR task are explicitly transferred to enhance the performance of the CD task from dynamics.

However, existing evolutionary multitasking optimization (EMTO) methods cannot be employed to handle this problem because of the specificity of the transferred knowledge. Moreover, the gene coding of the NR task is continuous, and the gene coding of the CD task is discrete. The existing EMTO methods cannot solve this problem directly. Thus, we need to design a new EMT framework to handle this problem, which is our main contribution to the EMT community. Due to the difficulties of CD from dynamics, current EA-based CD methods cannot directly handle this problem due to the absence of an objective function. Thus, we design a preprocessing stage to obtain the initial network structure before conducting the CD task. Moreover, communities are discovered from the given network in traditional CD tasks. In our framework, we transfer the new network structure obtained from the NR task to the CD task, which leads to the fact that the CD task differs from discovering communities from the static network. We first model this process as a dynamic CD problem that needs to infer communities from a dynamic network to overcome this issue. To assist the NR task, we design two local search strategies to utilize the inter-community and intra-community structural information transferred from the CD task.

To validate the performance of NC, we design a test suite on four real-world networks and four synthetic networks by considering the evolutionary game (EG) model [41], [42] and resistor network (RN) model [8], [13]. Moreover, three state-of-the-art MOEAs for the NR task and a state-of-the-art population-based CD algorithm of the dynamic network are embedded in NC. As shown in the experimental results, joining these two tasks has a synergistic effect, whereby the discovery of communities significantly increases the reconstruction accuracy, which in turn improves the performance of the CD task compared to performing these tasks in isolation.

TABLE I  
THE MAIN SYMBOLS USED IN THIS PAPER.

Parameters	Descriptions
$X$	The links between nodes in one network;
$N$	The number of nodes in one network;
$Y$	The observed data;
$P$	The $2 \times 2$ payoff matrices;
$S_i(t)$	The strategy of agent $i$ at the $t$ th time;
$r_{ij}$	The resistance of a resistor between nodes $i$ and $j$ ;
$V_i$ and $I_i$	The voltage and the total current at node $i$ ;
$C$	The community structure in one network;
$S$	The number of communities in $C$ ;
$l_s$ and $d_s$	The number of edges and the sum of the degree of nodes in the $s$ th community;
$A$	The confusion matrix of two community structures;
$Z$	The multitasking NR and CD problems;
$N_1$	The population size for the NR task;
$N_2$	The population size for the CD task;
$TFE_1$	The number of function evaluations for the NR task;
$TFE_2$	The number of function evaluations for the CD task;
$\lambda$	The share of the $TFE$ used for the normal optimization stage in NC;
$t_1$	The number of function evaluations for the knowledge transfer from the CD task to NR task in NC;
$P_{NR}^{(t)}$	The population for the NR task in the $t$ th generation;
$X(t)$	The network structure obtained from the NR task in the $t$ th generation;
$C^{(t)}$	The community structure obtained from the CD task in the $t$ th generation;
$S(t)$	The number of communities in $C^{(t)}$ ;
$D$	The number of decision variables for the NR task;
$Li$	The number of links in the network;
$S_c$	The number of communities in real networks;
$N_s - L$	$N_s$ response sequences with $L$ time points each;

The contributions of the NC are summarized as follows:

- 1) At the problem level, we first propose joint optimization of NR and CD tasks from dynamics in a multitask setting. There are community-assisted EA-based network reconstruction schemes and network reconstruction-assisted EA-based community detection schemes. However, they are all one-way assists and do not consider two-way assists to achieve each other. From the problem level, this is the first work that focuses on effectively transferring beneficial knowledge of these two tasks to achieve two-way assistance.
- 2) From a technical point of view, we innovatively propose a solution to the multitasking network reconstruction and community detection problems, which existing evolutionary multitasking algorithms cannot solve directly. For the evolutionary multitasking community, this work expands the application scope of evolutionary multitasking optimization and makes technical innovations for this problem.

The rest of this paper is organized as follows. The existing EA-based NR methods and EA-based CD methods are reviewed in Section II. Section III introduces the designed MTNRCDPs. The details of NC are shown in Section IV. Section V gives the experimental results of the designed test suite to illustrate the effectiveness of our methods. Finally, Section VI summarizes the work in this paper and discusses the potential directions.

## II. RELATED WORK

### A. EA-based NR Methods

The NR task aims to reconstruct the links between each pair of entities. Various EA-based methods were proposed to overcome NR problems. Here, several traditional methods are introduced to show our motivation for NC. These approaches have a similar inference pattern in handling the task of NR from dynamics. The inference model, such as fuzzy cognitive maps [43], [44], [21], [45], [46], S-system [15], [17], [19], recurrent neural network [20], is used to model the observed data obtained from dynamics. Then the EA is employed to optimize the parameters of the inference model. Finally, the designed inference model is used to obtain the network structure of the complex system. More accurate models and high-performance optimizers are the keys to these approaches. Several approaches are proposed to reconstruct the network structure based on the complex behavior [13], [14]. However, these methods do not consider the influence of community structure on the NR task, which may improve the NR task's performance, especially for the high-dimensional NR problems. The most related work (CEMO-NR) proposed in [2] employed community structure information to aid the NR task by decomposing the original problem into several low-dimensional subproblems. However, CEMO-NR does not consider the CD task nor transfer helpful knowledge to improve the performance of the CD task performed alone. Moreover, both tasks were not optimized simultaneously.

### B. EA-based CD Methods

A series of EA-based approaches have been proposed to discover the community structure from the different networks [47], such as large-scale networks [25], [27], dynamic networks [26], [48], attributed networks [49], and signed social networks [50]. Moreover, several works are proposed to handle the more difficult task of discovering overlapping communities [51], [52], [49]. However, they are not able to discover communities from dynamics. These works assume that the exact network structure has been obtained before performing the CD. Our proposed NC is the first EA-based framework to overcome this challenge.

In general, most methods need to perform the following two steps to infer communities from dynamics: First, one NR method is chosen to reconstruct network structure from dynamics. Second, the EA-based CD methods are employed to detect network clusters obtained by the first step. This process is described in Fig. 1. This type of approach assumes that the edges are accurately observed. Meanwhile, the error suffered by the CD will enlarge the error of the whole process. Unlike the above methods, Hoffmann *et al.* [53] proposed a Bayesian hierarchical model to directly discover communities from time series without considering the process of the NR. However, neither of these approaches attempts to perform the NR together with the CD, and none of them considers *knowledge transfer* among these two tasks, which may promote the accuracy of the CD from dynamics.

Using the NR and CD tasks characteristics, the proposed NC employs the community structure obtained by the CD

task to improve reconstruction accuracy and operates the better network obtained by the NR task to find a better community structure.

## III. MTNRCDPs

The main symbols of this paper are summarized in Table I. This section introduces the background knowledge on Multi-objective Multitasking Optimization (MMTO) problems, NR problems (NRPs), and CD problems (CDPs). Then we discuss how to model NRPs and CDPs as MTNRCDPs.

### A. MMTO Problems

For  $K$  minimization tasks, the MMTO problem is mathematically formulated as follows:

$$\begin{cases} \min_{\mathbf{x}_i} \mathbf{F}_i(\mathbf{x}_i) = (f_i^1(\mathbf{x}_i), f_i^2(\mathbf{x}_i), \dots, f_i^{m_i}(\mathbf{x}_i)) \\ s.t. \mathbf{x}_i = [x_i^1, x_i^2, \dots, x_i^{n_i}] \in D_i, i = 1, 2, \dots, K \end{cases} \quad (1)$$

where  $\mathbf{F}_i(\mathbf{x}_i)$  is the  $i$ -th multiobjective optimization task and  $D_i$  is the search space for optimization task  $i$ .  $n_i$  and  $m_i$  are the number of objective functions and the dimensionality of  $x_i$  in the  $k$ -th task, respectively. Suppose that  $x_i^{(1)}$  and  $x_i^{(2)}$  be two solutions for the  $i$ -th multi-objective optimization task,  $x_i^{(1)}$  is said to Pareto dominate  $x_i^{(2)}$ , if and only if  $f_i^j(x_i^{(1)}) \leq f_i^j(x_i^{(2)}), \forall j \in \{1, 2, \dots, m_i\}$  and there exists at least one objective  $f_i^k(k \in \{1, 2, \dots, m_i\})$  satisfying  $f_i^k(x_i^{(1)}) < f_i^k(x_i^{(2)})$ .  $x_i^*$  is Pareto optimal if there is no  $x_i$  such that  $x_i$  dominates  $x_i^*$ . The set of all Pareto optimal solutions is named the Pareto-optimal set (PS). The projection of the PS in the objective space is called the Pareto-optimal front (PF). In summary, MMTO aims to find a set of solutions approximating the PF for each multiobjective optimization task, which should be as close as possible to the PF and distributed evenly and widely over the PF [54].

By exploiting the potential similarities between multiple tasks, MMTO aims to improve the performance of each multiobjective optimization task in terms of convergence and diversity. The core of designing the EMMTO algorithm is two issues [55]: *For each task, 1) how to select practical transferred knowledge from other tasks? and 2) how to make full use of the shared knowledge from other tasks?*

### B. NRPs

A network can be regarded as a graph  $G = (V, E)$ , where the nodes (vertices) in  $V$  represent the concepts, and the edges in  $E$  represent the relationship among individuals [56].  $V = \{v_1, v_2, \dots, v_N\}$  is a set of  $N$  nodes and  $E = \{(v_i, v_j) | v_i, v_j \in V, i \neq j\}$  for undirected networks. The network structure  $X$  between nodes is defined as follows:

$$X = \begin{bmatrix} x_{11} & \cdots & x_{1N} \\ \vdots & \ddots & \vdots \\ x_{N1} & \cdots & x_{NN} \end{bmatrix} \quad (2)$$

where  $x_{ij} \in \{0, 1\}$  is the connection across nodes  $i$  and  $j$  and  $N$  represents the number of nodes. Let  $Y$  and  $h(X, Y)$  be the observed data and the inference model simulation from the candidate network structure, respectively. The goal of the NRP



is to infer the connections across each pair of nodes according to  $Y$  and  $h(X, Y)$ . In general, an NRP can be expressed as follows: [56]:

$$\begin{aligned} \min_X F(X) &= (h(X, Y), g(X)) \\ \text{s.t. } X &\in \{0, 1\}^{N \times N} \end{aligned} \quad (3)$$

The definition of  $h(X, Y)$  and  $g(X)$  is determined by the complex network's inference model. The detailed model can be found in [38]. We introduce two common NRPs, EGNRPs and RNRPs in Appendix.

### C. CDPs

It is difficult to handle the task of detecting communities from dynamics. We also introduce the traditional CD from network methods, which will be employed in our framework. CD aims to divide all network nodes into multiple communities with dense intra-community links and sparse inter-community links [24]. Let  $C = \{C_i | C_i \subseteq V, C_i \neq \emptyset, i = 1, 2, \dots, S\}$  be a set of  $S$  communities obtained from  $G$ . Thus, it must satisfy the following conditions:

$$\begin{aligned} \bigcup_{i=1}^S C_i &= V \\ \forall i \neq j, C_i \cap C_j &= \emptyset, i, j \in \{1, 2, \dots, S\} \end{aligned} \quad (4)$$

For CDPs, modularity  $Q$  is one of the most well-known functions for evaluating the quality of network partitions, which can be expressed as follows:

$$Q = \sum_{s=1}^S \left[ \frac{l_s}{e} - \left( \frac{d_s}{2e} \right)^2 \right] \quad (5)$$

where  $e$  denotes the total number of edges;  $l_s$  and  $d_s$  represent the number of edges and the sum of the degree of nodes in the  $s$ -th community, respectively. The larger the  $Q$  value, the better the CD results of the network.

Normalized mutual information (NMI) is a commonly used function to measure the similarity of two community structures. Let  $B_1$  and  $B_2$  be two partitions of a network and  $A$  be a confusion matrix, where element  $A_{ij}$  is the number of nodes that belong to both the  $i$ -th community of  $B_1$  and the  $j$ -th community of  $B_2$ . Then NMI can be expressed as follows:

$$\begin{aligned} \text{NMI}(B_1, B_2) &= \frac{-2 \sum_{i=1}^{S_1} \sum_{j=1}^{S_2} A_{ij} \log \left( \frac{A_{ij} \cdot N}{A_{i \cdot} \cdot A_{\cdot j}} \right)}{\sum_{i=1}^{S_1} A_{i \cdot} \log \left( \frac{A_{i \cdot}}{N} \right) + \sum_{j=1}^{S_2} A_{\cdot j} \log \left( \frac{A_{\cdot j}}{N} \right)} \end{aligned} \quad (6)$$

where  $S_1$  and  $S_2$  are number of communities in  $B_1$  and  $B_2$ , respectively;  $A_{i \cdot}$  and  $A_{\cdot j}$  are the sum of the elements of  $A$  in the  $i$ -th row and  $j$ -th column, respectively. Generally speaking, the larger the NMI value, the more similar  $B_1$  and  $B_2$ .

### D. MTNRCDPs

The NR and CD tasks are two hot topics in researching complex network systems. The former aims to infer the network structure from the limited observed data, while the latter aims to explore the complex interactions and relationships among

nodes from dynamics. As is shown in Fig. 1, we can generally reconstruct the network structure from dynamics first and then detect the community structure.

The work proposed in [57] shows that social networks naturally tend to cluster into groups or communities. The nodes in the same group link more densely than nodes outside the group. Inspired by this, the explicit *knowledge transfer* across the CD task and NR task is considered to improve each task's performance, modeled as an MMT problem, as shown in Fig. 1. In the optimization process of MTNRCD, the community partition obtained from the CD task can be considered useful knowledge to reconstruct the connection between nodes. Similarly, the network structure obtained from the NR task can also be transferred to assist the CD task. The detailed procedure is shown in Section IV.

## IV. PROPOSED METHOD

This section introduces the outline of NC first. Then the explicit knowledge transfer from the NR task to the CD task is presented. Next, we also give the optimization process of the NR task, including the knowledge transfer from the CD task to the NR task. Finally, the framework of NC is presented.

### A. Outline of NC

The goal of NC is to simultaneously reconstruct the network structure and detect the community structure from the given limited observed data by transferring knowledge across the NR and CD tasks. The outline of NC for MNRCDPs is shown in Fig. 2, consisting of two different optimization stages: pre-optimization and normal optimization. In the pre-optimization stage, we first optimize the NR task with a fixed number of function evaluations by employing the general population-based NR algorithm. Then, the initialized network structure is selected from the optimized population. Next, based on the initial network structure, we optimize the CD task with a fixed number of function evaluations by employing the general population-based CD algorithm. After the pre-optimization stage, we obtain the initial network and community structures used in the subsequent stages. The NR and CD tasks are optimized simultaneously with explicit knowledge transfer in the normal optimization stage. In optimizing each generation of the CD task, the network structures obtained from the NR task in the current generation and the previous generation can be considered the snapshots of a dynamic network at two consecutive time steps, viewed as prior knowledge to assist the CD task. Thus, we model this process as the dynamic CD problem and then solve the CD task using the general population-based CD algorithm of a dynamic network. In optimizing each generation of the NR task, the same population-based NR algorithm as the pre-optimization stage is employed. Since the nodes in the same community link more densely than nodes outside the community, the community structure obtained from the CD task is transferred to help reconstruct the links between nodes in the NR task, which is inspired by the work [2]. Next, we introduce the procedure of explicit knowledge transfer across the NR task and CD task.

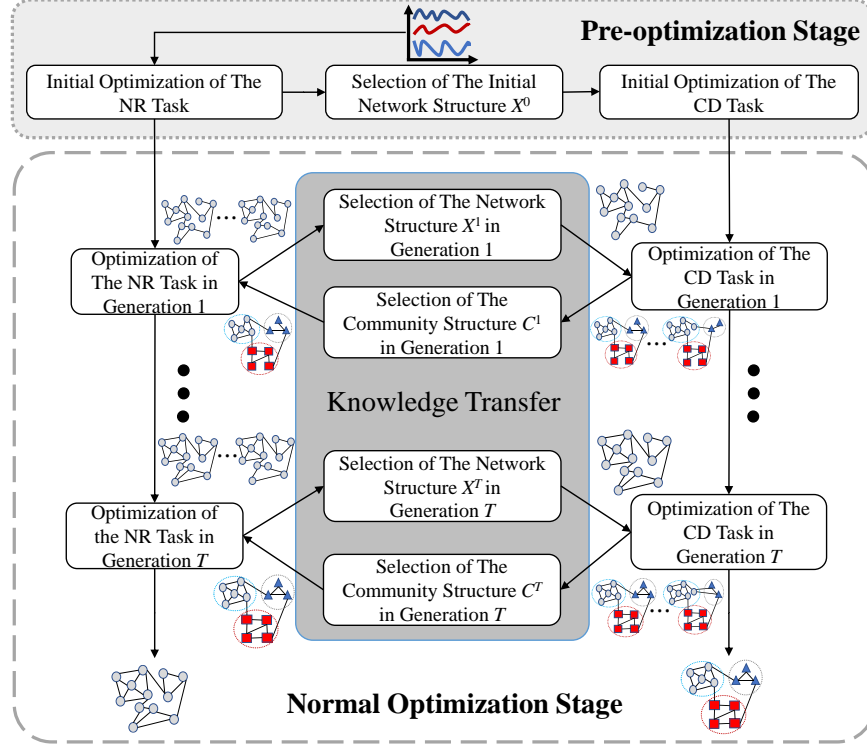


Fig. 2. Outline of NC.

### B. Knowledge Transfer from the NR Task to CD Task

We usually need prior knowledge about the network structure  $X$  when solving the CD task. In the evolutionary process of NC, more and more precise network structures are obtained with the development of the optimization of the NR task. Inspired by this, the network structures obtained from the NR task at consecutive generations can be viewed as multiple snapshots of a dynamic network to assist the CD task. To realize the above ideas, the following two key issues need to be resolved: 1) How to obtain the network structure  $X^{(t)}$  from optimized population  $P_{NR}^{(t)}$  of the NR task in the  $t$ -th generation? 2) How to take full advantage of the network structure  $X^{(t)}$  to assist the CD task?

1) *How to obtain the network structure  $X^{(t)}$  from optimized population  $P_{NR}^{(t)}$  of the NR task in the  $t$ -th generation?*

How select the network structure  $X^{(t)}$  has a significant effect on the performance of NC. Unlike single-objective optimization, the best solution cannot be directly obtained from  $P_{NR}^{(t)}$ . In this paper, network structure  $X^{(t)}$  is selected by applying the crowding distance metric to the first nondominated front of the population  $P_{NR}^{(t)}$  reported in [58], which considers the diversity and convergence of the non-dominated set. The pseudo-code of the selection operator is given in Algorithm 1. Firstly, the fast nondominated sorting method [58] is employed to partition  $P_{NR}^{(t)}$  into  $L$  nondominated fronts  $F_1, \dots, F_L$ , where  $F_1$  is the first nondominated front, and  $F_L$  is the last one. Next, the crowding distance of each solution in  $F_1$  is calculated. The network structure  $X_{(t)}$  in  $F_1$  with the largest crowding distance value is selected to assist the CD

---

#### Algorithm 1 Selection

---

**Require:**  $P_{NR}^{(t)}$ : Optimized population of the NR task in the  $t$ -th generation.

**Ensure:** Output  $X^{(t)}$ : Network obtained from the NR task in the  $t$ -th generation.

- 1:  $\{F^1, \dots, F^L\} \leftarrow \text{Fast Nondominated Sorting}(P_{NR}^{(t)});$
  - 2:  $\text{count} \leftarrow \text{Count the number of solutions in } F^1;$
  - 3: **if**  $\text{count} > 2$  **then**
  - 4:  $X^{(t)} \leftarrow \arg \max_{X \in F^1} \text{CrowdingDistance}(F^1);$
  - 5: **else**
  - 6:  $X^{(t)} \leftarrow \text{Randomly choose a solution from } F^1;$
  - 7: **end if**
- 

task. If there are two extreme solutions in  $F_1$ , we choose one at random.

2) *How to take full advantage of the network structure  $X^{(t)}$  to assist the CD task?*

After obtaining the network structure  $X^{(t)}$  from the optimized population  $P_{NR}^{(t)}$ , we need to consider how to apply the information of network structure  $X^{(t)}$  to assist the CD task. The evolution analysis of the community structure of dynamic networks is also one of the current research hotspots in network sciences. In the evolutionary process of NC, the network structures  $X^{(t)}$  and  $X^{(t-1)}$  obtained from the NR task for two consecutive generations can be regarded as the snapshots of a dynamic network  $G$  in two consecutive time steps. For convenience, a dynamic network  $G$  is denoted as  $G = \{G^{(t)} = (V, E^{(t)}), t = 0, 1, \dots, T\}$ , where  $G^{(t)}$

represents a snapshot of  $G$  in the  $t$ -th generation of NC. Let  $C^{(t)} = \{C_j^{(t)} | C_j^{(t)} \subseteq V, C_j^{(t)} \neq \emptyset, j = 1, 2, \dots, S^{(t)}\}$  be the community structure containing  $S^{(t)}$  communities obtained from  $G^{(t)}$  and  $C_i^{(t)} \cap C_j^{(t)} = \emptyset$  for any  $C_i^{(t)}, C_j^{(t)} \in C$ . Then, the CD in dynamic networks aims to find the communities  $C = \{C^{(0)}, C^{(1)}, \dots, C^{(T)}\}$ . To uncover dynamic networks' evolutionary behavior, a framework named temporal smoothness is proposed by Chakrabarti *et al.* [59], emphasizing that the network should not shift significantly from one timestep to the next. A cost function  $f^{(t)}$  combining snapshot cost  $f_1^{(t)}$  and temporal cost  $f_2^{(t)}$  at generation  $t$  is described as follows:

$$\begin{cases} f_1^{(t)}(C^{(t)}), t = 0 \\ \alpha \cdot f_1^{(t)}(C^{(t)}) + (1 - \alpha) \cdot f_2^{(t)}(C^{(t)}, C^{(t-1)}), t = [1, T] \end{cases} \quad (7)$$

where  $\alpha \in [0, 1]$  is a balance parameter that controls the trade-off between  $f_1^{(t)}$  and  $f_2^{(t)}$ . The first term  $f_1^{(t)}$  evaluates the quality of the community structure at generation  $t$ , and the second term  $f_2^{(t)}$  evaluates the similarity of community structures between generation  $t$  and  $t-1$ . To automatically obtain the best trade-off between the above two items, Folino *et al.* [26] transformed the CD in dynamic networks into a multiobjective optimization problem, which can be expressed as follows:

$$\begin{cases} \max_{C^{(t)}} f_1^{(t)}(C^{(t)}), t = 0 \\ \max_{C^{(t)}} (f_1^{(t)}(C^{(t)}), f_2^{(t)}(C^{(t)}, C^{(t-1)})), t = 1, \dots, T \end{cases} \quad (8)$$

Based on the reported results in [60], [61], modularity  $Q$  in Eq. 5 and NMI in Eq. 6 are used as the two optimization objectives for finding communities of dynamic networks in this paper. The former evaluates the quality of community structures, while the latter evaluates the similarity of community structures in two consecutive generations. Then we can optimize Eq. 8 by the general population-based CD algorithm of the dynamic network to obtain communities  $C = \{C^{(0)}, C^{(1)}, \dots, C^{(T)}\}$ . Based on Eq. 8, the CD task of a dynamic network composed of the network structure obtained by two consecutive generations  $t$  and  $t-1$  in this paper is shown as follows:

$$\begin{aligned} & \max_{C^{(t)}} (Q(C^{(t)}), NMI(C^{(t)}, C^{(t-1)})) \\ \text{s.t. } & C^{(t)} = \{C_j^{(t)} | C_j^{(t)} \subseteq V, C_j^{(t)} \neq \emptyset, j = 1, 2, \dots, S^{(t)}\} \\ & \forall C_i^{(t)}, C_j^{(t)} \in C^{(t)}, C_i^{(t)} \cap C_j^{(t)} = \emptyset \end{aligned} \quad (9)$$

### C. Knowledge Transfer from the CD Task to NR Task

There may be multiple communities in the real network, and the connections between nodes in one community are generally tight. Inspired by this phenomenon, the community structure  $C^{(t)}$  from the CD task in the  $t$ -th generation is explicitly transferred to the NR task to take advantage of the property of the community. The knowledge transfer from the CD task to the NR task is proposed to realize the above ideas, as shown in Algorithm 2. Firstly, the solution  $X'$  is obtained from the  $P_{NR}^{(t)}$  by the same selection method as algorithm

### Algorithm 2 Knowledge Transfer from the CD Task to NR Task

---

**Require:**  $N_1$ : Population size for the NR task,  $P_{NR}^{(t)}$ : Population obtained from the normal optimization stage of the NR task in  $t$ -th generation,  $C^{(t)} = \{C_j^{(t)} | C_j^{(t)} \subseteq V, C_j^{(t)} \neq \emptyset, j = 1, 2, \dots, S^{(t)}\}$ : Network structure obtained from the NR task in the  $t$ -th generation,  $\alpha$ : Population size for the knowledge transfer from the CD task to NR task,  $t_1$ : Number of function evaluations for the knowledge transfer from the CD task to NR task.

**Ensure:** Output  $P_{NR}^{(t)}$ : Population obtained from the CD task to NR task.

- 1:  $X' \leftarrow \text{Selection}(P_{NR}^{(t)});$  // Algorithm 1;
- 2: // local search operator  $ls_1$  on  $X'$  by utilizing the structural information within a community.
- 3:  $C' \leftarrow$  Randomly choose a community from  $C^{(t)}$ ;
- 4:  $P_{in} \leftarrow \text{Initialization}_{within}(\alpha, X', C')$ ;
- 5: **while** the used number of function evaluations  $\leq t_1$  **do**
- 6:    $O \leftarrow \text{OffspringGeneration}_{within}(P_{in});$
- 7:    $P_{in} \leftarrow \text{EnvironmentSelection}(\{P_{in}, O\}, \alpha);$
- 8: **end while**
- 9: // local search operator  $ls_2$  on  $X'$  by utilizing the structural information between communities.
- 10:  $P_{out} \leftarrow \text{Initialization}_{between}(\alpha, X', C^{(t)});$
- 11: **while** the used number of function evaluations  $\leq t_1$  **do**
- 12:    $O \leftarrow \text{OffspringGeneration}_{within}(P_{out});$
- 13:    $P_{out} \leftarrow \text{EnvironmentSelection}(\{P_{out}, O\}, \alpha);$
- 14: **end while**
- 15:  $P_{NR}^{(t)} \leftarrow \text{EnvironmentSelection}(\{P_{NR}^{(t)}, P_{in}, P_{out}\}, N_1);$

---

1. Then we perform two local searches  $ls_1$  and  $ls_2$  on  $X'$  by utilizing the link information within and between communities, respectively. Further, the environment selection procedure that is the same as the procedure of the population-based NR algorithm in the normal optimization stage is performed on the union set  $P_{NR}^{(t)}, P_{in}, P_{out}$  to obtain the new population  $P_{NR}^{(t)}$  with  $N_1$  chromosomes after knowledge transfer. Next, we introduce how to perform two local search operators in detail. Moreover, the example of these two operators can be found in Fig. 3.

A community  $C'$  is randomly selected from  $C^{(t)}$ , and then a local search operator  $ls_1$  (lines 3-8 in Algorithm 2) is proposed by utilizing the links information within a community  $C'$ . Firstly, each link relationship within the community  $C'$  in the network  $X'$  is changed with a probability of 0.8, while other link relationships remain unchanged. Then an initial population  $P_{in}$  with  $\alpha$  chromosomes can be obtained by repeating this operator (line 4 in Algorithm 2). In the main loop,  $\alpha$  individuals are generated by repeating the following operation. Two solutions from the population  $P_{in}$  are selected randomly, and then the single-point crossover and bitwise mutation operator are performed on the decision variables corresponding to the link relationship within the community  $C'$  (line 6 in Algorithm 2). Finally, the environment selection procedure that is the same as the population-based NR algorithm procedure in the normal optimization stage is used to select solutions that survive to the next generation (line 7 in Algorithm 2).

Besides, a local search operator  $ls_2$  (lines 10-14 in Algorithm 2) is proposed by utilizing the links information between communities, and its difference from  $ls_1$  includes

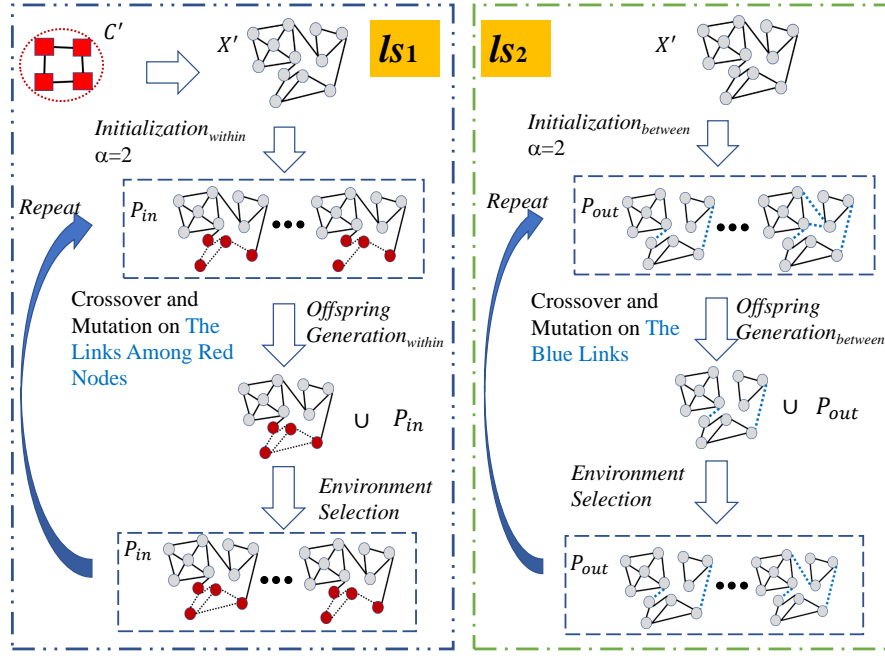


Fig. 3. Outline of two local search operators.

two operations: Initialization and offspring generation. We only need to modify the link information within a community  $C'$  used in the above two operators of  $ls_1$  to the link information between communities to obtain  $ls_2$ . In summary, as prior knowledge, the link information within and between communities is embedded in two local search operators to optimize the NR task.

#### D. Framework of NC

The general framework of NC, including two optimization stages, is presented in Algorithm 3. In the pre-optimization step of the NR task, a population  $P_{NR}^{(0)}$  for the NR task is initialized randomly, and the general population-based NR algorithm *OptimizerNR* can be employed to pre-optimize the NR task with a fixed number of function evaluations  $(1 - \lambda \times TFE_1)$  (lines 1-2 in Algorithm 3). Then an initial network structure  $X^{(0)}$  is selected from  $P_{NR}^{(0)}$  by Algorithm 1, and the NR task on  $X^{(0)}$  is pre-optimized by the general population-based CD algorithm *OptimizerCD<sub>pre</sub>* with a fixed number of function evaluations  $(1 - \lambda \times TFE_2)$  (line 3-4 in Algorithm 3). After the pre-optimization stage, the initial network structure  $X^{(0)}$  and community structure  $C^{(0)}$  can be obtained. Next, a normal optimization stage is performed to get more accurate solutions by utilizing the common knowledge across the NR and CD tasks. The same algorithm as *OptimizerNR* is employed in the main loop to optimize the NR task with a fixed number of function evaluations  $N_1$  in the  $t$  generation of NC (line 8 in Algorithm 3). Then a general population-based CD algorithm of dynamic network *OptimizerCD<sub>normal</sub>* is performed to optimize 9 with a fixed number of function evaluations  $t_2$  by utilizing the knowledge (network structure) acquired from the NR task for two consecutive generations (lines 10-11 in Algorithm 3).

Next, knowledge transfer from the CD task to the NR task is employed to improve the convergence and diversity of the population  $P_{NR}^{(t)}$  (line 12 in Algorithm 3). Finally, the decision-maker has selected the network structure  $X^*$  and community structure  $C^*$  (lines 17-18 in Algorithm 3).

## V. EXPERIMENTS

This section verifies the effectiveness of our proposed NC on multiple MNRCDPs. Firstly, we give the experimental settings in Section V.A. Then, the performance of NC is tested in Section V.B. Next, we analyze the effect of knowledge transfer of NC in Section V.C. Finally, in Section V.D, the parameter analysis is also given. We perform all experiments on a PC with Windows and Intel Core i7-8700 CPU at 3.20 GHz and 16GB RAM.

#### A. Experimental Setup

a) *Test Suite of MNRCDPs*: We employ the commonly used networks to construct the test suite, and these networks represent most types of networks. In this section, four real social networks, football [62], polbooks, dolphin [62], and ZK [63] are employed to construct the test suite of MNRCDPs. Meanwhile, synthetic networks, such as Erdős-Rényi random networks (ER) [64], Barabási-Albert scale-free networks (BA) [65], Newman-Watts small-world networks (NW) [66], and Watts-Strogatz small-world networks (WS) [67] with the average degree 6, are employed to enrich the property of the designed benchmark. These synthetic networks may not have a good network division. The details of those networks are presented in Table II, including the type of variables for the NR task, the number of variables  $D$  for the NR task, the number of nodes  $N$ , the number of links  $Li$ , and the number of communities  $S_c$ . In terms of  $D$ , these problems are high-dimensional.



**Algorithm 3** Framework of NC

**Require:**  $Z$ : MNRCDPs;  $N_1$ : Population size for the NR task;  $N_2$ : Population size for the CD task;  $TFE_1$ : Number of function evaluations for the NR task;  $TFE_2$ : Number of function evaluations for the CD task;  $\lambda, \alpha, t_1, t_2$ : Key parameters; *OptimizerNR*: Optimizer for the NR task; *OptimizerCD<sub>pre</sub>*: Optimizer for the CD task in pre-optimization stage; *OptimizerCD<sub>normal</sub>*: Optimizer for the CD task in normal optimization stage.

**Ensure:** Output learned network structures  $X^*$  and community structure  $C^*$ .

```

1:  $P_{NR}^{(0)} \leftarrow \text{Initialization}(N_1, Z)$ ;
2: // pre-optimization stage of the NR task
3:  $P_{NR}^{(0)} \leftarrow \text{OptimizerNR}(N_1, Z, P_{NR}^{(0)}, (1 - \lambda) \times TFE_1)$ ;
4:  $X^{(0)} \leftarrow \text{Selection}(P_{NR}^{(0)})$ ; // Algorithm 1
5: // pre-optimization stage of the CD task
6:  $C^{(0)} \leftarrow \text{OptimizerCD}_{pre}(N_2, Z, (1 - \lambda) \times TFE_2)$ ;
7:  $t \leftarrow 1$ ;
8: while termination criterion not fulfilled do
9:   if used  $FE_1 \leq \lambda \times TFE_1$  then
10:    // normal optimization stage of the NR task
11:     $P_{NR}^{(t)} \leftarrow \text{OptimizerNR}(N_1, Z, P_{NR}^{(t-1)}, N_1)$ ;
12:    if used  $FE_2 \leq \lambda \times TFE_2$  then
13:       $X^{(t)} \leftarrow \text{Selection}(P_{NR}^{(t)})$ ; // Algorithm 1
14:      // normal optimization stage of the CD task
15:       $C^{(t)} \leftarrow \text{OptimizerCD}_{normal}(N_2, Z, X^{(t)}, C^{(t-1)}, t_2)$ ;

16:    $P_{NR}^{(t)} \leftarrow KTransfer_{CD \rightarrow NR}(N_1, P_{NR}^{(t)}, C^{(t)}, \alpha, t_1)$ ; // Algorithm 2
17:   end if
18: end if
19:    $t \leftarrow t + 1$ ;
20: end while
21:  $X^* \leftarrow \text{Selection}(P_{NR}^{(t)})$ ; // Algorithm 1
22:  $C^* \leftarrow C^t$ 

```

In the test suite, two types of response sequences are generated from the given networks by the methods described in Section III. The first one is the case of 5 response sequences with ten rounds each ( $N_S=5, L=10$ ). The second is the case of 20 response sequences with ten rounds each ( $N_S=20, L=10$ ). In Table II, EG1–EG12 and RN1–RN12 represent the EG MNRCDPs and the RN MNRCDPs, respectively. This test suite is widely used in [7], [8].

b) *Algorithms*: NSGA-II [58], SPEA2 [68], and SparseEA [69], three state-of-the-art MOEAs, are embedded in NC as *OptimizerNR* to form NC-NSGA-II, NC-SPEA2, and NC-SparseEA, respectively. Then ECD [61], a state-of-the-art EA of the CD method in the dynamic network, and PNGACD [60], a state-of-the-art EA of the CD method that has the same base search operator as ECD, are considered as *OptimizerCD<sub>normal</sub>* and *OptimizerCD<sub>pre</sub>* in NC-NSGA-II, NC-SPEA2, and NC-SparseEA respectively. All experiments are implemented on the multiobjective optimization platform PlatEMO [70].

In general, we should compare NC with the alternative of solving the tasks with a parallel method but not sharing any knowledge. To verify the performance of our proposal in the experiments, a comparison algorithm called NR2CD is designed, which follows the general process of the NR task and the CD task.

1) **Single-task NR Methods**. In NR2CD, we first reconstruct the network structure from the observed data and then

TABLE II  
TEST SUITE OF MNRCDPs.

ProblemID	Network	$N_s - L$	Type	$D$	$N$	$S_c$
EG1	ZK	5-10	Binary $x_{ij} \in \{0, 1\}$	1156	34	2
EG2	polbooks			11025	105	3
EG3	football			13255	115	12
EG4	dolphin			3844	62	2
EG5	ZK	20-10	Binary $x_{ij} \in \{0, 1\}$	1156	34	2
EG6	polbooks			11025	105	3
EG7	football			13255	115	12
EG8	dolphin			3844	62	2
EG9	BA	20-10	Binary $x_{ij} \in \{0, 1\}$	2500	50	-
EG10	ER			2500	50	-
EG11	NW			2500	50	-
EG12	WS			2500	50	-
RN1	ZK	5-10	Binary $x_{ij} \in \{0, 1\}$	1156	34	2
RN2	polbooks			11025	105	3
RN3	football			13255	115	12
RN4	dolphin			3844	62	2
RN5	ZK	20-10	Binary $x_{ij} \in \{0, 1\}$	1156	34	2
RN6	polbooks			11025	105	3
RN7	football			13255	115	12
RN8	dolphin			3844	62	2
RN9	BA	20-10	Binary $x_{ij} \in \{0, 1\}$	2500	50	-
RN10	ER			2500	50	-
RN11	NW			2500	50	-
RN12	WS			2500	50	-

detect the community structure where knowledge transfer does not occur across these two tasks. NSGA-II and SPEA2 are embedded in NR2CD as the base optimizer for the NRP to form NR2CD-NSGA-II and NR2CD-SPEA2, respectively. Because the first stage of NR2CD is the same as the single-task NR method, the results of the NR task in NR2CD can be used to finish this comparison. It should be highlighted that this paper aims to examine the potential for mutual promotion between NR and CD tasks, not to attain competitive network reconstruction performance. Therefore, we do not compare with those state-of-the-art approaches.

2) **Single-task CD Methods**. As shown in Fig. 1, none of the current methods can detect communities from dynamics directly. Thus, we cannot compare our proposal with the single task of the CD from dynamics.

Different multitasking environments are created with synergistic and non-synergistic tasks to see the efficiency of solving simultaneous tasks. We consider the following two cases.

3) **CD Methods Aided by the NR Task**. For a fair comparison, PNGACD is considered the base optimizer for the CD task in NR2CD-NSGA-II and NR2CD-SPEA2 and detects communities from the networks obtained by single-task NR methods. The results of the CD task in NR2CD can be used to finish this comparison.

4) **NR methods Aided by Communities**. CEMO-NR [2] employed community structure to aid the task of network reconstruction. In NC, the idea of transferring the best communities for the NR task is inspired by CEMO-NR. The performance of NC matches that of CEMO-NR, and then we do not show the NR results of CEMO-NR.

5) **Evolutionary Multitasking Methods**. None of the current EMT methods can handle MTNRCDPs, especially their knowledge transfer strategies. The proposed NC is a unique design for this problem. Thus, we cannot compare our proposal with the state-of-the-art EMT methods.



TABLE III

EXPERIMENTAL RESULTS (AVERAGE(STANDARD DEVIATION)) OF NC-NSGA-II, NC-SPEA2, NR2CD-NSGA-II, NR2CD-SPEA2, NC-SparseEA, AND NR2CD-SparseEA ON EG1-EG8 AND RN1-RN8 IN TERMS OF MCC (NR TASK) AND NMI (CD TASK).  $-/\approx/+$  REPRESENTS LOSS/TIE/WIN.

ID	Type of Tasks	NR2CD-NSGA-II	NC-NSGA-II	NR2CD-SPEA2	NC-SPEA2	NR2CD-SparseEA	NC-SparseEA
EG1	NR Task	7.87e-01(6.60e-03)–	<b>8.39e-01(1.73e-02)</b>	7.98e-01(2.31e-02)–	<b>8.37e-01(2.38e-02)</b>	7.88e-01(3.95e-03)–	<b>8.56e-01(3.56e-02)</b>
	CD Task	4.25e-01(8.93e-02)–	<b>9.18e-01(1.16e-01)</b>	4.76e-01(1.52e-01)–	<b>9.75e-01(4.38e-02)</b>	4.16e-01(8.65e-02)–	<b>6.65e-01(1.91e-01)</b>
EG2	NR Task	5.22e-01(1.87e-03)–	<b>5.41e-01(6.27e-03)</b>	5.19e-01(8.61e-03)≈	<b>5.19e-01(6.80e-03)</b>	5.80e-01(6.19e-03)–	<b>6.48e-01(6.27e-03)</b>
	CD Task	3.03e-01(3.93e-03)–	<b>3.52e-01(5.22e-03)</b>	3.10e-01(1.85e-02)–	<b>3.27e-01(7.07e-03)</b>	8.75e-02(1.51e-02)–	<b>3.52e-01(3.45e-04)</b>
EG3	NR Task	5.14e-01(6.00e-03)–	<b>5.24e-01(2.61e-03)</b>	5.05e-01(5.92e-03)–	<b>5.09e-01(2.25e-03)</b>	5.60e-01(2.36e-03)–	<b>5.97e-01(5.08e-03)</b>
	CD Task	2.18e-01(3.78e-01)–	<b>6.03e-01(6.48e-03)</b>	1.74e-01(3.01e-01)–	<b>5.27e-01(3.36e-02)</b>	4.01e-01(3.55e-01)–	<b>6.53e-01(2.37e-03)</b>
EG4	NR Task	6.77e-01(8.86e-03)–	<b>7.32e-01(2.56e-02)</b>	6.10e-01(5.00e-03)–	<b>6.78e-01(1.56e-02)</b>	6.45e-01(1.21e-02)–	<b>7.47e-01(2.21e-02)</b>
	CD Task	2.77e-01(1.27e-01)–	<b>7.13e-01(1.74e-01)</b>	3.23e-01(5.16e-02)–	<b>5.39e-01(1.48e-01)</b>	2.67e-01(4.13e-02)–	<b>6.33e-01(5.53e-02)</b>
EG5	NR Task	8.55e-01(3.28e-02)–	<b>9.40e-01(4.83e-03)</b>	8.44e-01(1.71e-02)–	<b>9.08e-01(2.46e-02)</b>	8.71e-01(1.26e-02)–	<b>9.46e-01(1.10e-02)</b>
	CD Task	7.57e-01(1.38e-01)–	<b>8.57e-01(1.35e-01)</b>	4.12e-01(8.07e-02)–	<b>8.89e-01(1.58e-01)</b>	3.28e-01(4.90e-02)–	<b>5.92e-01(1.90e-01)</b>
EG6	NR Task	5.28e-01(8.18e-04)–	<b>5.63e-01(1.06e-03)</b>	5.20e-01(2.09e-03)–	<b>5.23e-01(8.94e-03)</b>	6.35e-01(5.66e-03)–	<b>7.04e-01(3.59e-03)</b>
	CD Task	3.09e-01(1.18e-02)–	<b>3.41e-01(1.95e-03)</b>	<b>3.20e-01(1.68e-02)+</b>	3.09e-01(1.83e-02)	4.01e-01(3.15e-02)–	<b>5.62e-01(3.21e-02)</b>
EG7	NR Task	5.16e-01(5.70e-03)–	<b>5.25e-01(1.72e-02)</b>	<b>5.10e-01(3.23e-03)≈</b>	<b>5.07e-01(6.52e-03)</b>	5.90e-01(1.71e-03)–	<b>6.46e-01(2.32e-03)</b>
	CD Task	3.43e-01(2.97e-01)–	<b>6.38e-01(1.38e-02)</b>	<b>5.50e-01(2.32e-02)+</b>	5.31e-01(3.93e-02)	6.33e-01(5.29e-04)–	<b>6.67e-01(1.44e-02)</b>
EG8	NR Task	7.19e-01(5.39e-03)–	<b>8.21e-01(4.14e-03)</b>	6.10e-01(8.18e-03)–	<b>7.47e-01(4.01e-04)</b>	7.38e-01(1.01e-03)–	<b>8.45e-01(1.71e-02)</b>
	CD Task	4.80e-01(3.85e-02)–	<b>7.00e-01(1.53e-01)</b>	3.17e-01(7.62e-02)–	<b>5.24e-01(1.71e-01)</b>	3.28e-01(3.95e-02)–	<b>7.74e-01(8.80e-02)</b>
RN1	NR Task	8.73e-01(9.07e-03)–	<b>9.31e-01(1.95e-02)</b>	8.58e-01(1.18e-02)–	<b>8.92e-01(9.71e-03)</b>	8.36e-01(8.07e-03)–	<b>9.05e-01(7.51e-03)</b>
	CD Task	2.09e-01(3.82e-02)–	<b>5.90e-01(1.86e-01)</b>	3.22e-01(1.84e-01)–	<b>5.77e-01(3.21e-03)</b>	3.25e-01(5.08e-02)–	<b>4.45e-01(1.22e-01)</b>
RN2	NR Task	5.05e-01(7.89e-03)–	<b>5.30e-01(5.80e-03)</b>	5.15e-01(7.19e-03)≈	<b>5.18e-01(6.80e-03)</b>	5.61e-01(3.92e-03)–	<b>6.19e-01(1.04e-02)</b>
	CD Task	3.01e-01(1.71e-02)–	<b>3.46e-01(2.17e-03)</b>	3.08e-01(4.31e-03)–	<b>3.41e-01(5.38e-03)</b>	1.94e-01(1.79e-01)–	<b>3.50e-01(2.77e-03)</b>
RN3	NR Task	5.05e-01(1.06e-02)–	<b>5.15e-01(5.18e-04)</b>	5.04e-01(3.32e-03)≈	<b>5.06e-01(3.55e-03)</b>	5.48e-01(4.73e-03)–	<b>5.96e-01(1.17e-02)</b>
	CD Task	3.66e-01(3.17e-01)–	<b>6.28e-01(2.36e-03)</b>	1.83e-01(3.17e-01)–	<b>5.12e-01(1.97e-02)</b>	6.04e-01(8.91e-03)–	<b>6.28e-01(3.41e-03)</b>
RN4	NR Task	6.51e-01(9.06e-03)–	<b>7.30e-01(2.59e-02)</b>	6.09e-01(8.40e-03)–	<b>6.61e-01(2.06e-02)</b>	6.57e-01(1.31e-02)–	<b>7.81e-01(1.27e-02)</b>
	CD Task	1.03e-01(8.76e-02)–	<b>2.79e-01(1.12e-01)</b>	6.58e-02(2.18e-02)–	<b>2.27e-01(4.63e-02)</b>	1.12e-01(4.30e-02)–	<b>3.33e-01(6.72e-02)</b>
RN5	NR Task	8.88e-01(1.69e-02)–	<b>9.48e-01(2.06e-03)</b>	8.93e-01(2.25e-03)–	<b>9.31e-01(1.24e-02)</b>	8.89e-01(9.98e-03)–	<b>9.59e-01(1.06e-03)</b>
	CD Task	4.93e-01(2.58e-01)–	<b>7.65e-01(1.29e-02)</b>	4.83e-01(1.07e-01)–	<b>6.16e-01(2.30e-01)</b>	3.18e-01(7.33e-02)–	<b>4.07e-01(4.30e-02)</b>
RN6	NR Task	5.18e-01(5.60e-03)–	<b>5.32e-01(3.10e-03)</b>	<b>5.13e-01(4.79e-03)≈</b>	<b>5.12e-01(1.67e-02)</b>	5.78e-01(4.64e-03)–	<b>6.57e-01(1.13e-02)</b>
	CD Task	2.95e-01(5.33e-03)–	<b>3.39e-01(1.21e-02)</b>	2.84e-01(6.15e-03)–	<b>3.30e-01(2.47e-02)</b>	8.02e-02(1.58e-02)–	<b>3.48e-01(8.94e-04)</b>
RN7	NR Task	5.03e-01(2.75e-03)≈	<b>5.06e-01(4.31e-03)</b>	5.04e-01(6.16e-03)–	<b>5.12e-01(4.13e-03)</b>	5.69e-01(3.18e-03)–	<b>6.29e-01(2.60e-03)</b>
	CD Task	1.78e-01(3.08e-01)–	<b>6.56e-01(7.54e-04)</b>	1.86e-01(3.22e-01)–	<b>5.51e-01(3.13e-02)</b>	3.39e-01(3.38e-01)–	<b>6.69e-01(2.10e-02)</b>
RN8	NR Task	6.94e-01(4.99e-03)–	<b>7.69e-01(1.62e-02)</b>	6.19e-01(6.56e-03)–	<b>6.88e-01(1.78e-02)</b>	7.02e-01(9.02e-04)–	<b>8.53e-01(3.24e-03)</b>
	CD Task	5.96e-02(1.51e-02)–	<b>3.40e-01(8.12e-02)</b>	1.42e-01(8.09e-02)–	<b>2.30e-01(4.72e-02)</b>	1.80e-01(6.78e-02)–	<b>4.81e-01(3.55e-02)</b>
$-/\approx/+$	NR Task	15/1/0	–	11/5/0	–	16/0/0	–
$-/\approx/+$	CD Task	16/0/0	–	14/0/2	–	16/0/0	–

c) *Evaluation Metrics*: Two measurement indices are employed to evaluate the performance of our proposal, the Matthews correlation coefficient (MCC) and NMI. MCC is employed to measure the accuracy of the reconstructed network structure, and the NMI is employed to measure the quality of community partitions. In each MNRCDP, all comparison algorithms are run 20 times independently to obtain statistical results, and the Wilcoxon rank-sum test is employed to test the significance of the experimental results.

d) *Parameter Settings*: NSGA-II, SPEA2, and SparseEA used the same single-point crossover and bitwise mutation operators for the NR task. For the CD task, ECD and PNGACD use the same crossover, mutation, and migration operators in [61]. The population size for the NR task and CD task is set to 100, and both the maximum number of function evaluations for the NR and CD tasks are assigned to 200000 in all experiments. In NC,  $\lambda$  and  $t_1$  are set to 0.5 and 1000, respectively. Then the number of time steps for the CD task in NC, marked as T, is  $\lceil \lambda \times TFE_1 / (N_1 + 2 \times t_1) \rceil$  and the number of function evaluations for the CD task in each time step in NC, marked as  $t_2$ , is  $\lambda TFE_2 / T$ . The Sub-population size  $\alpha$  for the knowledge transfer from the CD task to the NR task in NC is set to 20. The details of parameter settings are listed in Table IV.

## B. Results and Discussion

Table III lists the mean and standard deviation of MCC (NR Task) and NMI (CD Task) obtained by different methods

TABLE IV  
PARAMETER SETTINGS.

Parameters	Value	Descriptions
$N_1$	100	The population size for the NR task
$N_2$	100	The population size for the CD task
$TFE_1$	200000	The maximum number of function evaluations for the NR task
$TFE_2$	200000	The maximum number of function evaluations for the CD task
$\lambda$	0.5	The share of the TFE used for the normal optimization stage in NC
$t_1$	1000	The number of function evaluations for the knowledge transfer from the CD task to NR task in NC
$P_c$	1	The probabilities of crossover in NSGAI and SPEA2
$P_m$	$1/D$	The probabilities of mutation in NSGAI and SPEA2
$P_{mu}$	0.2	The probabilities of mutation in ECD and PNGACD
$P_{mi}$	0.2	The probabilities of migration in ECD and PNGACD
$P_{mu/mi}$	0.5	The parameter to control the execution of mutation and migration in ECD and PNGACD

on problems EG1-EG8 and RN1-RN8 over 20 independent runs, where symbols “–”, “≈” and “+” imply that the NR2CD-Alg is significantly worse, similar and better than NC-Alg on the Wilcoxon rank-sum test with 95% confidence level, respectively. We mark the best results in boldface.

In Table III, NC-Alg has shown excellent performance in terms of MCC (NR Task) and NMI (CD Task) in the test suite. Specifically, compared to the single NR task, NC-Alg performs better on 42, ties 6, and loses once out of 48 tasks in terms of MCC (NR Task), which demonstrates that the transferred community information in our method may be helpful. NC-Alg exceeds the NR2CD-Alg in 46 and loses 2 out of 48 cases in terms of NMI, which shows our proposal

is better than the CD methods aided by the NR task. In NC-Alg, useful knowledge is transferred across the NR and CD tasks to improve each task's performance. Since NC-Alg has the same basic evolutionary solver of the NR task and CD task as NR2CD-Alg, knowledge transfer's effectiveness in NC-Alg is confirmed. For the problems with the polbooks network, NC-Alg and NR2CD-Alg have similar performances in terms of the NR task. Since the community structure in the reconstructed imprecise network may have a large gap from the community structure in the existing network, knowledge transfer may fail in large-scale networks. Moreover, it is found that the number of communities is much larger than the real number of communities. The size of transferred communities is too small to offset its consumption of computational resources.

Table III shows that the quality of both networks and communities, except for ZK, is not impressive. NMI is often below 0.5, which means that the approach cannot recover the true communities, but the MCC is not high. It can be found that the accuracy of the obtained network structure is not high, and the community detected on this network may deviate from the real community structure. This phenomenon appears since we do not design the specified operator for these two tasks, which may improve the performance violently. These experiments aim to verify the effectiveness of the designed knowledge transfer operator and whether NC can handle the task of CD and NR from dynamics jointly. We think the experiments have achieved these goals.

In the worst case, one network contains a community. In this case, NC can be considered as the single task of reconstructing the network alone. Moreover, it is challenging to create non-synergistic tasks since the more accurate the given network is, the more accurate the detection results are. Also, due to the limited ability of evolutionary algorithms, the performance of the NR decreases with bigger networks, as shown in Table III. The core of the experiments is to verify whether the proposed knowledge transfer strategy is effective and whether NC can handle MTNRCDPs.

To better illustrate the performance of NC-Alg, we visualize the network structure and community structure obtained by NC-NSGA-II on the ZK network. In Fig. 4, we mark the different communities with different colors. According to the connection between every two nodes obtained by knowledge transfer from the NR task to the CD task, NC-NSGA-II divides all nodes into two communities, which is consistent with the actual community division as shown in Table II. Our proposal organizes the network into two divisions according to the connection density between nodes, where closely connected nodes are divided into the same community.

### C. Verification of Knowledge Transfer

This section further illustrates the effectiveness of the knowledge transfer operators from the CD task to the NR task and from the NR task to the CD task in NC and takes the algorithm NC-NSGA-II and the problem EG1 as an example.

**Knowledge transfer from the CD task to the NR task is valuable.** Fig. 6 shows the non-dominated solution set before

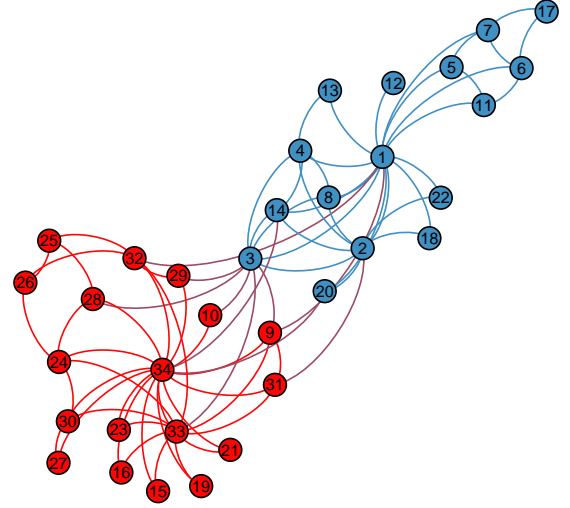


Fig. 4. An illustrative example of the community structure about the ZK network obtained by NC-NSGA-II on problem EG1.

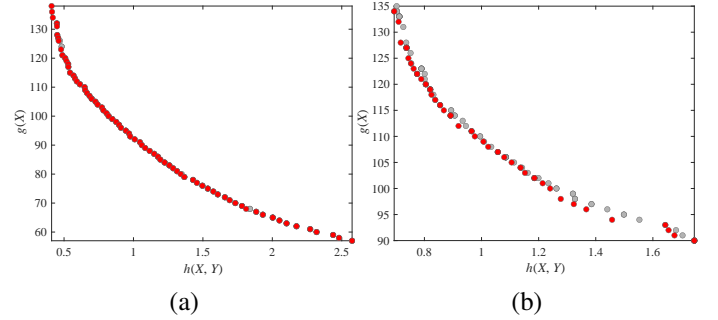


Fig. 5. The non-dominated solution set before (grey) and after (red) the knowledge transfer from the CD task to NR task obtained by NC on the problem EG1. (a) The number of function evaluations for the NRP is 102100. (b) The number of function evaluations for the NRP is 198700.

and after the knowledge transfer from the CD task to the NR task obtained by NC when the number of function evaluations for the NRP is 102100 and 198700, namely, Algorithm 2 is performed once. As can be observed in Fig. 5a, in the mid-stage of evolution, compared with the non-dominated solution set (grey) before knowledge transfer from the CD task to the NR task, the new non-dominated solution set (red) has better overall performance in terms of convergence and diversity, which illustrates the effectiveness of knowledge transfer from the CD task to NR task. As shown in Fig. 5b, in the later stages of evolution, the overall performance of the non-dominated solution set before and after the knowledge transfer is not much different in terms of convergence and diversity. Since the network structure obtained by the NR task has fully utilized the community structure obtained by the CD task, the knowledge transfer process from the CD task to the NR task in the later stage of evolution is not apparent for improving the non-dominated solution set.

**Knowledge transfer from the NR task to the CD task is valuable.** Besides, Fig. 6 shows a curve of values of NMI over time steps. NMI values are calculated by 5 based on optimal community partitions returned by NC after each knowledge

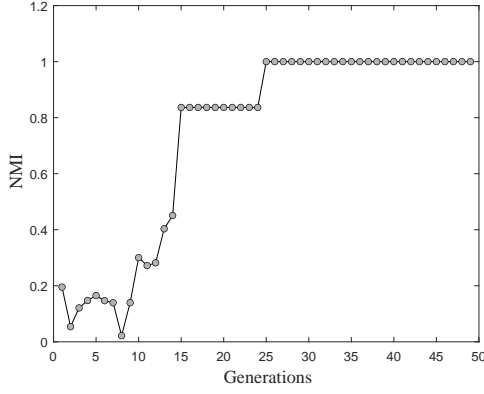


Fig. 6. A curve of the values of NMI over generations, in which the values of NMI are calculated based on the optimal community structures returned by NC at each generation on the problem EG1 and the real community structure.

transfer stage on the problem EG1 and the real community partition. As shown in Fig. 6, NMI shows an increasing trend over time, illustrating that knowledge from the NR task to the CD task positively impacts the CD task. We also find that negative knowledge may affect the performance shown in the early stage of evolution, but development can eliminate this phenomenon. The transfer process has little impact on the performance of our proposal at the last stage, but the knowledge transfer still uses the computational budget. We can decrease this negative knowledge transfer by reducing the frequency of knowledge transfer.

#### D. Testing on MTNRCDPs With Synthetic Networks

We test the performance of the proposed algorithm under different characteristic networks, and the datasets used are shown in Table II as EG9-EG12 and RN9-EG12. Since these problems do not have precise community partition, this section uses  $Q$  as the performance metric for the CD task. See Table IV for other settings. In Table V, it can be found that on eight problems, NC-NSGA-II performs better than NR2CD-NSGA-II. It can be shown that when the community structure is not apparent, our scheme is still effective and can also be adapted to a wide range of scenarios.

#### E. Parameter Sensitivity in NC

The effect of two critical parameters in NC is analyzed in this section, and we take the algorithm NC-NSGA-II and the problem EG1 as an example. Two key parameters are shown as follows: 1)  $\lambda$ , the share of the TFE used for the normal optimization stage in NC; 2)  $t_1$ , the number of function evaluations for the knowledge transfer from the CD task to the NR task in NC. To analyze one parameter visually, values of other parameters are fixed.

**Effect of  $\lambda$  on NC.** Fig. 7 shows the MCC and NMI of NC versus varying  $\lambda$ . The value of  $\lambda$  is set to 0.1, 0.3, 0.5, and 0.7. In Fig. 7a, the value of MCC increases with  $\lambda$  until  $\lambda > 0.3$ . Then with increasing  $\lambda$ , the median value of MCC decreases. Fig. 7b shows that when  $\lambda$  is 0.5, the value of NMI is the most stable in all cases. With the increase of  $\lambda$ , the NMI and MCC obtained by NC first increase and

TABLE V  
EXPERIMENTAL RESULTS OF NC-NSGA-II AND NR2CD-NSGA-II ON EG19-EG12 AND RN9-RN12 IN TERMS OF MCC (NR TASK) AND  $Q$  (CD TASK).

ProblemID	Task (Metric)	NR2CD-NSGA-II	NC-NSGA-II
EG9	NR(MCC)	6.22e-01(3.05e-01)	<b>7.92e-01(2.36e-02)</b>
	CD( $Q$ )	3.18e-01(1.71e-01)	<b>3.89e-01(0.00e+00)</b>
EG10	NR(MCC)	6.96e-01(3.41e-01)	<b>9.49e-01(2.60e-02)</b>
	CD( $Q$ )	5.75e-01(2.88e-01)	<b>7.09e-01(3.82e-02)</b>
EG11	NR(MCC)	8.47e-01(1.36e-02)	<b>9.73e-01(1.48e-02)</b>
	CD( $Q$ )	7.16e-01(4.38e-02)	<b>7.60e-01(5.07e-02)</b>
EG12	NR(MCC)	7.11e-01(3.48e-01)	<b>9.58e-01(1.57e-02)</b>
	CD( $Q$ )	6.86e-01(3.38e-01)	<b>7.95e-01(2.57e-02)</b>
RN9	NR(MCC)	6.70e-01(3.28e-01)	<b>9.35e-01(7.99e-03)</b>
	CD( $Q$ )	3.74e-01(1.89e-01)	<b>5.14e-01(5.94e-02)</b>
RN10	NR(MCC)	7.27e-01(3.57e-01)	<b>9.29e-01(2.50e-02)</b>
	CD( $Q$ )	6.44e-01(3.17e-01)	<b>8.22e-01(5.44e-02)</b>
RN11	NR(MCC)	8.66e-01(2.51e-02)	<b>9.45e-01(1.57e-02)</b>
	CD( $Q$ )	6.76e-01(9.35e-02)	<b>7.53e-01(3.39e-02)</b>
RN12	NR(MCC)	7.23e-01(3.54e-01)	<b>9.43e-01(2.61e-02)</b>
	CD( $Q$ )	6.80e-01(3.45e-01)	<b>7.58e-01(3.42e-02)</b>
- / $\approx$ / +	NR(MCC)	8/0/0	—
	CD( $Q$ )	8/0/0	—

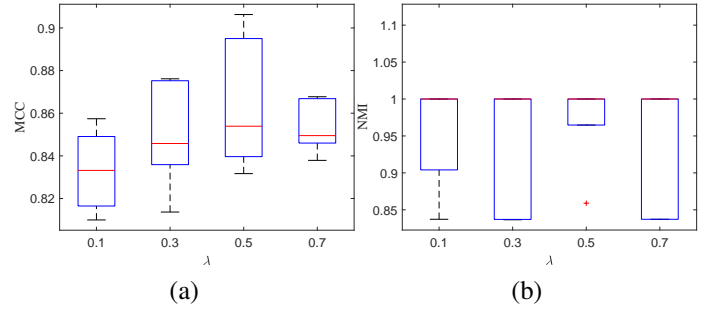


Fig. 7. The MCC and NMI of NC versus varying  $\lambda$ . (a) MCC of NC-NSGA-II versus varying  $\lambda$ . (b) NMI of NC-NSGA-II versus varying  $\lambda$ .

then decrease. This case appears because the accuracy of initializing the network impacts knowledge transfer in the normal optimization stage. With the increase of  $\lambda$ , the  $TFE$  used for the normal optimization stage in NC decreases, which results in the inability to fully utilize the knowledge between the NR task and the CD task.

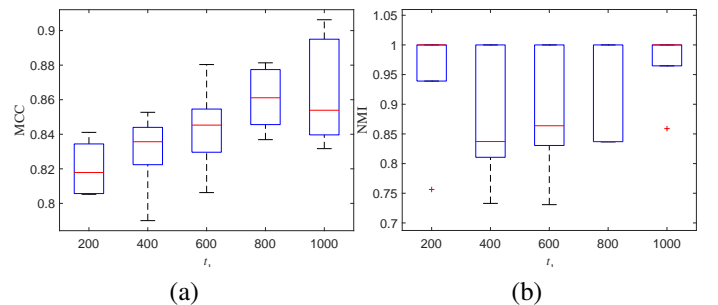


Fig. 8. The MCC and NMI of NC versus varying  $t_1$ . (a) MCC of NC-NSGA-II versus varying  $t_1$ . (b) NMI of NC-NSGA-II versus varying  $t_1$ .

**Effect of  $t_1$  on NC.** Fig. 8 shows the MCC and NMI of NC versus varying  $t_1$ . The value of  $t_1$  is set to 200, 400, 600, 800, and 1000. In Fig. 8a, with increasing  $t_1$ , NC obtains the greater value of MCC. In Fig. 8b, when  $t_1$  is 1000, the median value of NMI obtained by NC is 1; that is, the community structure in the EG1 problem is completely identified. With increasing  $t_1$ , the transferred knowledge (network structure) can be more fully utilized to assist the NR task in NC.

It can be seen from the observation that these parameters significantly impact the performance of NC. These parameters affect the frequency of knowledge transfer and the convergence and diversity of the obtained non-dominated solution. Since different NR and CD problems have unique properties, the collection of parameters in the problem EG1 may not suit the others.

## VI. CONCLUSIONS

This paper answers the question: could the joint optimization of NR and CD tasks effectively improve these two tasks' performance? The answer is Yes, which is ensured by the proposed NC. The core of NC is to determine what knowledge should be transferred across two tasks. Benefiting from the proposed evolutionary multitasking framework, we explicitly transfer the better community structure obtained by the CD task to aid the NR task and share the better network structure obtained by the NR task to aid the CD task. The experimental results on 24 cases show that this strategy is effective and supports the claim that joining these two tasks has a synergistic effect.

The discovery of communities significantly improves the reconstruction accuracy, which finds a better community structure to perform these tasks in isolation. However, in terms of large-scale complex systems, the NR task's low accuracy will decrease the CD task's performance. Thus, more robust NR methods should be further studied. Besides, applying our proposal to find overlapping communities is a promising research topic in future work.

## APPENDIX

**EGNRPs.** The evolutionary game (EG) model has commonly been used to model node-to-node interactions in complex systems. In each round of the EG model, two players should choose a cooperation (Co) strategy or defection (De). Then the payoffs of these players are determined by the game's strategy and payoff matrix. The prisoner's dilemma games (PDG) [42] are used in this paper. Its payoff matrix is denoted as follows:

$$P = \begin{pmatrix} 1 & 0 \\ 1.2 & 0 \end{pmatrix} \quad (10)$$

If both choose different strategies, the defector gets a reward of 1.2, and the cooperator receives a prize of 0. And if both decide to cooperate (or defect), all players get rewards 1 (or 0). Formally, for player  $i$  in round  $t$ , its payoff is as follows:

$$Y_i(t) = \sum_{j=1}^N x_{ij} S_i^T(t) P S_j(t) \quad (11)$$

where  $S_i(t)$  is the strategy of player  $i$  in the  $t$ -th round and  $T$  represents "transpose".  $x_{ij} = 1$  if players  $i$  and  $j$  are connected and  $x_{ij} = 0$  otherwise. To maximize their payoff at the next round, players adjust strategies according to their payoff and their neighbors after each round of the game. Fermi rule [41] is adopted to update the strategy in our simulations, which is as follows:

$$W(S_i \leftarrow S_j) = \frac{1}{1 + \exp[(Y_i - Y_j)/\kappa]} \quad (12)$$

where  $\kappa = 0.1$ . To find the connections among players, the EGNRPs can be expressed as follows:

$$\min_X F = \left( h(X, Y) = \sum_{i=1}^N \|U_i X_i - Y_i\|_2^2, g(X) = \|X\|_0 \right) \\ s.t. \begin{cases} X_i = [x_{i1}, x_{i2}, \dots, x_{iN}]^T \in \{0, 1\}^N \\ Y_i = [Y_i(1), Y_i(2), \dots, Y_i(L)]^T \\ U_i = \begin{pmatrix} S_i^T(1) P S_1(1) & \dots & S_i^T(1) P S_N(1) \\ \vdots & \ddots & \vdots \\ S_i^T(L) P S_1(L) & \dots & S_i^T(L) P S_N(L) \end{pmatrix} \end{cases} \quad (13)$$

where  $L$  is the number of rounds. The first goal is to minimize the difference between the real payoff data and the generated payoff data of all players, and the second goal is to ensure the sparsity of the learned EG network.

The simulation of the EG is described as follows [8]: a) Input an EG network with nodes representing players; b) Each player chooses a strategy of cooperation or defection; c) Calculate the payoff of player  $i$  by (5); d) Update the strategy of player  $i$  by (6); e) Repeat Step c) to Step d)  $T$  times; For this dynamic process, the strategies and the payoffs of all players in different rounds are recorded as observational data. For this dynamic process, the strategies and the payoffs of all players in different rounds are recorded as observational data.

**RNRPs [7].** Resistor network dynamics is a standard circuit system considering current transportation in the resistor. The resistance of a resistor across nodes  $i$  and  $j$  is denoted as  $r_{ij}$ . For simplicity,  $r_{ij} = 1$  if  $i$  and  $j$  are directly connected by a resistor and  $r_{ij} = \infty$  otherwise. According to Kirchhoff's laws at different periods, assuming the voltages at the nodes and resistances of connections are known, the currents at the nodes are as follows:

$$I_i(t) = \sum_{j=1}^N \frac{1}{r_{ij}} (V_i(t) - V_j(t)) \quad (14)$$

where  $I_i$  is the total current at node  $i$  and  $V_i = V * \sin[(w + \Delta w_i)t]$  is the voltage. In this paper,  $V^* = 1$  is the voltage peak,  $w = 10^3$  is the frequency, and  $\Delta w_i \in [0, 20]$  is the perturbation. Assume that only the voltages and currents at the nodes are measurable, and the resistor network can be



reconstructed as follows:

$$\min_X F = \left( h(X, Y) = \sum_{i=1}^N \|R_i X_i - Y_i\|_2^2, g(X) = \|X\|_0 \right)$$

$$s.t. \begin{cases} X_i = \left[ x_{i1} = \frac{1}{r_{i1}}, x_{i2} = \frac{1}{r_{i2}}, \dots, x_{iN} = \frac{1}{r_{iN}} \right]^T \in \{0, 1\}^N \\ Y_i = [I_i(1), I_i(2), \dots, I_i(L)]^T \\ R_i = \begin{pmatrix} V_i(1) - V_1(1) & \dots & V_i(1) - V_N(1) \\ \vdots & \ddots & \vdots \\ V_i(L) - V_1(L) & \dots & V_i(L) - V_N(L) \end{pmatrix} \end{cases} \quad (15)$$

where  $L$  is the rounds of the observation data. The first goal is to minimize the difference between the real current data and the generated current data, and the second goal is to ensure the sparsity of the RN. The simulation of the RN is described as follows: a) Input an RN network; b) Each node state is obtained from a random number  $\Delta w_i \in [0, 20]$ ; c) Calculate the voltage of node  $i$  by  $V_i = V^* \sin[(w + \Delta w_i)t]$ ; d) Calculate the electrical current of the node  $i$  by (8); e) Repeat Step c) to Step d)  $T$  times;

## REFERENCES

- [1] S. H. Strogatz, "Exploring complex networks," *Nature*, vol. 410, no. 6825, pp. 268–276, 2001.
- [2] K. Wu, J. Liu, X. Hao, P. Liu, and F. Shen, "An evolutionary multiobjective framework for complex network reconstruction using community structure," *IEEE Transactions on Evolutionary Computation*, vol. 25, no. 2, pp. 247–261, 2021.
- [3] A. Braunstein, A. Pagnani, M. Weigt, and R. Zecchina, "Inference algorithms for gene networks: a statistical mechanics analysis," *Journal of Statistical Mechanics: Theory and Experiment*, vol. 2008, no. 12, p. P12001, 2008.
- [4] A. A. Margolin, I. Nemenman, K. Basso, C. Wiggins, G. Stolovitzky, R. Dalla Favera, and A. Califano, "Aracne: an algorithm for the reconstruction of gene regulatory networks in a mammalian cellular context," *BMC Bioinformatics*, vol. 7, no. 1, pp. 1–15, 2006.
- [5] V. A. Huynh-Thu, A. Irrthum, L. Wehenkel, and P. Geurts, "Inferring regulatory networks from expression data using tree-based methods," *PLoS One*, vol. 5, no. 9, p. e12776, 2010.
- [6] D. Marbach, J. C. Costello, R. Küffner, N. M. Vega, R. J. Prill, D. M. Camacho, K. R. Allison, M. Kellis, J. J. Collins, and G. Stolovitzky, "Wisdom of crowds for robust gene network inference," *Nature Methods*, vol. 9, no. 8, pp. 796–804, 2012.
- [7] X. Han, Z. Shen, W.-X. Wang, and Z. Di, "Robust reconstruction of complex networks from sparse data," *Physical Review Letters*, vol. 114, no. 2, p. 028701, 2015.
- [8] W.-X. Wang, Y.-C. Lai, C. Grebogi, and J. Ye, "Network reconstruction based on evolutionary-game data via compressive sensing," *Physical Review X*, vol. 1, no. 2, p. 021021, 2011.
- [9] M. Nitzan, J. Casadiego, and M. Timme, "Revealing physical interaction networks from statistics of collective dynamics," *Science Advances*, vol. 3, no. 2, p. e1600396, 2017.
- [10] A. De La Fuente, N. Bing, I. Hoeschele, and P. Mendes, "Discovery of meaningful associations in genomic data using partial correlation coefficients," *Bioinformatics*, vol. 20, no. 18, pp. 3565–3574, 2004.
- [11] Z. Shen, W.-X. Wang, Y. Fan, Z. Di, and Y.-C. Lai, "Reconstructing propagation networks with natural diversity and identifying hidden sources," *Nature Communications*, vol. 5, no. 1, pp. 1–10, 2014.
- [12] J. Casadiego, M. Nitzan, S. Hallerberg, and M. Timme, "Model-free inference of direct network interactions from nonlinear collective dynamics," *Nature Communications*, vol. 8, no. 1, pp. 1–10, 2017.
- [13] K. Wu, J. Liu, and S. Wang, "Reconstructing networks from profit sequences in evolutionary games via a multiobjective optimization approach with lasso initialization," *Scientific Reports*, vol. 6, no. 1, pp. 1–11, 2016.
- [14] K. Wu, J. Liu, and D. Chen, "Network reconstruction based on time series via memetic algorithm," *Knowledge-Based Systems*, vol. 164, pp. 404–425, 2019.
- [15] S. Kimura, K. Ide, A. Kashiwara, M. Kano, M. Hatakeyama, R. Masui, N. Nakagawa, S. Yokoyama, S. Kuramitsu, and A. Konagaya, "Inference of s-system models of genetic networks using a cooperative coevolutionary algorithm," *Bioinformatics*, vol. 21, no. 7, pp. 1154–1163, 2005.
- [16] W.-P. Lee and Y.-T. Hsiao, "Inferring gene regulatory networks using a hybrid ga-pso approach with numerical constraints and network decomposition," *Information Sciences*, vol. 188, pp. 80–99, 2012.
- [17] S. Kikuchi, D. Tominaga, M. Arita, K. Takahashi, and M. Tomita, "Dynamic modeling of genetic networks using genetic algorithm and s-system," *Bioinformatics*, vol. 19, no. 5, pp. 643–650, 2003.
- [18] N. Noman and H. Iba, "Inferring gene regulatory networks using differential evolution with local search heuristics," *IEEE/ACM Transactions on Computational Biology and Bioinformatics*, vol. 4, no. 4, pp. 634–647, 2007.
- [19] L. Palafox, N. Noman, and H. Iba, "Reverse engineering of gene regulatory networks using dissipative particle swarm optimization," *IEEE Transactions on Evolutionary Computation*, vol. 17, no. 4, pp. 577–587, 2012.
- [20] R. Xu, D. Wunsch II, and R. Frank, "Inference of genetic regulatory networks with recurrent neural network models using particle swarm optimization," *IEEE/ACM Transactions on Computational Biology and Bioinformatics*, vol. 4, no. 4, pp. 681–692, 2007.
- [21] K. Wu, J. Liu, P. Liu, and F. Shen, "Online fuzzy cognitive map learning," *IEEE Transactions on Fuzzy Systems*, vol. 29, no. 7, pp. 1885–1898, 2022.
- [22] K. Wu, X. Hao, J. Liu, P. Liu, and F. Shen, "Online reconstruction of complex networks from streaming data," *IEEE Transactions on Cybernetics*, 2020.
- [23] M. Y. Chan, D. C. Park, N. K. Savalia, S. E. Petersen, and G. S. Wig, "Decreased segregation of brain systems across the healthy adult lifespan," *Proceedings of the National Academy of Sciences*, vol. 111, no. 46, pp. E4997–E5006, 2014.
- [24] M. E. Newman, "Modularity and community structure in networks," *Proceedings of the National Academy of Sciences*, vol. 103, no. 23, pp. 8577–8582, 2006.
- [25] X. Zhang, K. Zhou, H. Pan, L. Zhang, X. Zeng, and Y. Jin, "A network reduction-based multiobjective evolutionary algorithm for community detection in large-scale complex networks," *IEEE Transactions on Cybernetics*, vol. 50, no. 2, pp. 703–716, 2018.
- [26] F. Folino and C. Pizzuti, "An evolutionary multiobjective approach for community discovery in dynamic networks," *IEEE Transactions on Knowledge and Data Engineering*, vol. 26, no. 8, pp. 1838–1852, 2013.
- [27] M. Gong, Q. Cai, X. Chen, and L. Ma, "Complex network clustering by multiobjective discrete particle swarm optimization based on decomposition," *IEEE Transactions on Evolutionary Computation*, vol. 18, no. 1, pp. 82–97, 2013.
- [28] F. Liu, S. Xue, J. Wu, C. Zhou, W. Hu, C. Paris, S. Nepal, J. Yang, and S. Y. Philip, "Deep learning for community detection: progress, challenges and opportunities," in *29th International Joint Conference on Artificial Intelligence, IJCAI 2020*, 2020, pp. 4981–4987.
- [29] S. Fortunato, "Community detection in graphs," *Physics Reports*, vol. 486, no. 3–5, pp. 75–174, 2010.
- [30] A. Gupta, Y.-S. Ong, and L. Feng, "Multifactorial evolution: toward evolutionary multitasking," *IEEE Transactions on Evolutionary Computation*, vol. 20, no. 3, pp. 343–357, 2016.
- [31] A. Gupta, L. Zhou, Y.-S. Ong, Z. Chen, and Y. Hou, "Half a dozen real-world applications of evolutionary multitasking, and more," *IEEE Computational Intelligence Magazine*, vol. 17, no. 2, pp. 49–66, 2022.
- [32] K. C. Tan, L. Feng, and M. Jiang, "Evolutionary transfer optimization—a new frontier in evolutionary computation research," *IEEE Computational Intelligence Magazine*, vol. 16, no. 1, pp. 22–33, 2021.
- [33] A. Gupta, Y.-S. Ong, L. Feng, and K. C. Tan, "Multiobjective multifactorial optimization in evolutionary multitasking," *IEEE Transactions on Cybernetics*, vol. 47, no. 7, pp. 1652–1665, 2016.
- [34] L. Feng, Y. Huang, L. Zhou, J. Zhong, A. Gupta, K. Tang, and K. C. Tan, "Explicit evolutionary multitasking for combinatorial optimization: A case study on capacitated vehicle routing problem," *IEEE Transactions on Cybernetics*, vol. 51, no. 6, pp. 3143–3156, 2020.
- [35] J. Zhong, L. Feng, W. Cai, and Y.-S. Ong, "Multifactorial genetic programming for symbolic regression problems," *IEEE Transactions on Systems, Man, and Cybernetics: Systems*, vol. 50, no. 11, pp. 4492–4505, 2018.
- [36] F. Shen, J. Liu, and K. Wu, "Evolutionary multitasking fuzzy cognitive map learning," *Knowledge-Based Systems*, vol. 192, p. 105294, 2020.
- [37] C. Wang, J. Liu, K. Wu, and C. Ying, "Learning large-scale fuzzy cognitive maps using an evolutionary many-task algorithm," *Applied Soft Computing*, vol. 108, p. 107441, 2021.

- [38] K. Wu, C. Wang, and J. Liu, "Evolutionary multitasking multilayer network reconstruction," *IEEE Transactions on Cybernetics*, 2021.
- [39] L. Feng, L. Zhou, J. Zhong, A. Gupta, Y.-S. Ong, K.-C. Tan, and A. K. Qin, "Evolutionary multitasking via explicit autoencoding," *IEEE Transactions on Cybernetics*, vol. 49, no. 9, pp. 3457–3470, 2019.
- [40] C. Wang, J. Liu, K. Wu, and Z. Wu, "Solving multitask optimization problems with adaptive knowledge transfer via anomaly detection," *IEEE Transactions on Evolutionary Computation*, vol. 26, no. 2, pp. 304–318, 2022.
- [41] M. A. Nowak and R. M. May, "Evolutionary games and spatial chaos," *Nature*, vol. 359, no. 6398, pp. 826–829, 1992.
- [42] G. Szabó and G. Fath, "Evolutionary games on graphs," *Physics Reports*, vol. 446, no. 4–6, pp. 97–216, 2007.
- [43] K. Wu and J. Liu, "Robust learning of large-scale fuzzy cognitive maps via the lasso from noisy time series," *Knowledge-Based Systems*, vol. 113, pp. 23–38, 2016.
- [44] J. Liu, Y. Chi, and C. Zhu, "A dynamic multiagent genetic algorithm for gene regulatory network reconstruction based on fuzzy cognitive maps," *IEEE Transactions on Fuzzy Systems*, vol. 24, no. 2, pp. 419–431, 2015.
- [45] K. Wu, J. Liu, P. Liu, and S. Yang, "Time series prediction using sparse autoencoder and high-order fuzzy cognitive maps," *IEEE Transactions on Fuzzy Systems*, vol. 28, no. 12, pp. 3110–3121, 2020.
- [46] K. Wu and J. Liu, "Learning large-scale fuzzy cognitive maps based on compressed sensing and application in reconstructing gene regulatory networks," *IEEE Transactions on Fuzzy Systems*, vol. 25, no. 6, pp. 1546–1560, 2017.
- [47] C. Pizzuti, "Evolutionary computation for community detection in networks: A review," *IEEE Transactions on Evolutionary Computation*, vol. 22, no. 3, pp. 464–483, 2017.
- [48] X. Zeng, W. Wang, C. Chen, and G. G. Yen, "A consensus community-based particle swarm optimization for dynamic community detection," *IEEE Transactions on Cybernetics*, vol. 50, no. 6, pp. 2502–2513, 2019.
- [49] X. Teng, J. Liu, and M. Li, "Overlapping community detection in directed and undirected attributed networks using a multiobjective evolutionary algorithm," *IEEE Transactions on Cybernetics*, vol. 51, no. 1, pp. 138–150, 2019.
- [50] C. Liu, J. Liu, and Z. Jiang, "A multiobjective evolutionary algorithm based on similarity for community detection from signed social networks," *IEEE Transactions on Cybernetics*, vol. 44, no. 12, pp. 2274–2287, 2014.
- [51] X. Wen, W.-N. Chen, Y. Lin, T. Gu, H. Zhang, Y. Li, Y. Yin, and J. Zhang, "A maximal clique based multiobjective evolutionary algorithm for overlapping community detection," *IEEE Transactions on Evolutionary Computation*, vol. 21, no. 3, pp. 363–377, 2016.
- [52] L. Zhang, H. Pan, Y. Su, X. Zhang, and Y. Niu, "A mixed representation-based multiobjective evolutionary algorithm for overlapping community detection," *IEEE Transactions on Cybernetics*, vol. 47, no. 9, pp. 2703–2716, 2017.
- [53] T. Hoffmann, L. Peel, R. Lambiotte, and N. S. Jones, "Community detection in networks without observing edges," *Science Advances*, vol. 6, no. 4, p. eaav1478, 2020.
- [54] K. K. Bali, A. Gupta, Y.-S. Ong, and P. S. Tan, "Cognizant multitasking in multiobjective multifactorial evolution: Mo-mfea-ii," *IEEE Transactions on Cybernetics*, vol. 51, no. 4, pp. 1784–1796, 2020.
- [55] J. Lin, H.-L. Liu, B. Xue, M. Zhang, and F. Gu, "Multiobjective multitasking optimization based on incremental learning," *IEEE Transactions on Evolutionary Computation*, vol. 24, no. 5, pp. 824–838, 2019.
- [56] M. E. Newman, "The structure and function of complex networks," *SIAM Review*, vol. 45, no. 2, pp. 167–256, 2003.
- [57] V. D. Blondel, J.-L. Guillaume, R. Lambiotte, and E. Lefebvre, "Fast unfolding of communities in large networks," *Journal of Statistical Mechanics: Theory and Experiment*, vol. 2008, no. 10, p. P10008, 2008.
- [58] K. Deb, A. Pratap, S. Agarwal, and T. Meyarivan, "A fast and elitist multiobjective genetic algorithm: Nsga-ii," *IEEE Transactions on Evolutionary Computation*, vol. 6, no. 2, pp. 182–197, 2002.
- [59] D. Chakrabarti, R. Kumar, and A. Tomkins, "Evolutionary clustering," in *Proceedings of the 12th ACM SIGKDD International Conference on Knowledge Discovery and Data Mining*, 2006, pp. 554–560.
- [60] F. Liu, J. Wu, C. Zhou, and J. Yang, "Evolutionary community detection in dynamic social networks," in *2019 International Joint Conference on Neural Networks (IJCNN)*. IEEE, 2019, pp. 1–7.
- [61] F. Liu, J. Wu, S. Xue, C. Zhou, J. Yang, and Q. Sheng, "Detecting the evolving community structure in dynamic social networks," *World Wide Web*, vol. 23, no. 2, pp. 715–733, 2020.
- [62] M. E. Newman, "Finding community structure in networks using the eigenvectors of matrices," *Physical review E*, vol. 74, no. 3, p. 036104, 2006.
- [63] W. W. Zachary, "An information flow model for conflict and fission in small groups," *Journal of Anthropological Research*, vol. 33, no. 4, pp. 452–473, 1977.
- [64] P. Erdős, A. Rényi *et al.*, "On the evolution of random graphs," *Publ. Math. Inst. Hung. Acad. Sci.*, vol. 5, no. 1, pp. 17–60, 1960.
- [65] A.-L. Barabási and R. Albert, "Emergence of scaling in random networks," *science*, vol. 286, no. 5439, pp. 509–512, 1999.
- [66] M. E. Newman and D. J. Watts, "Renormalization group analysis of the small-world network model," *Physics Letters A*, vol. 263, no. 4–6, pp. 341–346, 1999.
- [67] D. J. Watts and S. H. Strogatz, "Collective dynamics of 'small-world' networks," *nature*, vol. 393, no. 6684, pp. 440–442, 1998.
- [68] E. Zitzler, M. Laumanns, and L. Thiele, "Spea2: Improving the strength pareto evolutionary algorithm," *TIK-report*, vol. 103, 2001.
- [69] Y. Tian, X. Zhang, C. Wang, and Y. Jin, "An evolutionary algorithm for large-scale sparse multiobjective optimization problems," *IEEE Transactions on Evolutionary Computation*, vol. 24, no. 2, pp. 380–393, 2020.
- [70] Y. Tian, R. Cheng, X. Zhang, and Y. Jin, "Platemo: A matlab platform for evolutionary multi-objective optimization [educational forum]," *IEEE Computational Intelligence Magazine*, vol. 12, no. 4, pp. 73–87, 2017.