

Secure Time-Sensitive Software-Defined Networking in Vehicles

Timo Häckel, Philipp Meyer, Franz Korf, and Thomas C. Schmidt
Dept. Computer Science, Hamburg University of Applied Sciences, Germany
 {timo.haekkel, philipp.meyer, franz.korf, t.schmidt}@haw-hamburg.de

Abstract—Current designs of future In-Vehicle Networks (IVN) prepare for switched Ethernet backbones, which can host advanced LAN technologies such as IEEE Time-Sensitive Networking (TSN) and Software-Defined Networking (SDN). In this work, we present an integrated Time-Sensitive Software-Defined Networking (TSSDN) architecture that simultaneously enables control of synchronous and asynchronous real-time and best-effort traffic for all IVN traffic classes using a central SDN controller. We validate that the control overhead of SDN can be added without a delay penalty for TSN traffic, provided protocols are properly mapped. Based on our TSSDN concept, we demonstrate adaptable and reliable network security mechanisms for in-vehicle communication. We systematically investigate different strategies for integrating in-vehicle control flows with switched Ethernet networks and analyze their security implications for a software-defined IVN. We discuss embeddings of control flow identifiers on different layers, covering a range from a fully exposed mapping to deep encapsulations. We experimentally evaluate these strategies in a production vehicle which we map to a modern Ethernet topology. Our findings indicate that visibility of automotive control flows on lower network layers is essential for providing isolation and access control throughout the network infrastructure. Such a TSSDN backbone can establish and survey trust zones within the IVN and reduce the attack surface of connected cars in various attack scenarios.

Index Terms—Automotive Ethernet, IVN, Security, TSN, SDN

I. INTRODUCTION

VEHICLES implement new features based on sensors and actuators connected with Electronic Control Units (ECUs). Traditionally, the In-Vehicle Network (IVN) is organized in functional domains using a combination of different bus systems. Automotive Ethernet has emerged as the next high-bandwidth communication technology [1]. Future IVNs will soon migrate to switched Ethernet backbones [2] shared by communication of different domains and service requirements. For time-constraint traffic, the standards for Time-Sensitive Networking (TSN) (IEEE 802.1Q [3]) add real-time capabilities to Ethernet.

With features, such as Advanced Driver Assistance Systems (ADAS), cross-domain communication increases and more functions are implemented in software in a Service-Oriented Architecture (SOA). These services are more dynamic and require a flexible and adaptable IVN. Software-Defined Networking (SDN) [4] has been identified as a useful building block for IVNs, as it promises to increase robustness and

adaptability [5]–[7]. In SDN, the control plane of the network devices is offloaded to a central controller. On the data plane, network devices forward packets based on pipelines controlled by the SDN controller. Time-Sensitive Software-Defined Networking (TSSDN) was introduced to enable centralized re-configuration of time-sensitive communication [8]. In recent work, we integrated TSN with SDN to control asynchronous real-time traffic using the OpenFlow protocol without delay penalty for time-sensitive communication [6].

Security challenges arise from Vehicle-to-X (V2X) communication with other vehicles, road side units and the Internet, opening the vehicle to remote attackers. Together with the tightened interconnection of internal domains with different security requirements this increases the vulnerability of safety-critical functions and requires versatile measures to secure future vehicles [9]. Current vehicles are vulnerable to manipulation by third parties, which has been shown in cyberattacks in the field [10]. A robust IVN can prevent the spread of attacks and limit impact on in-vehicle communication.

SDN offers opportunities to improve network security by separating the control and data plane [11]. The central SDN controller has global network knowledge and network devices only forward packets of predefined flows. This bears the potential to prevent, detect, and mitigate cyberattacks [12]. Network-centric security solutions can isolate compromised ECUs. In previous work, we identified the SDN matching pipeline as a powerful tool to accurately identify, separate, and protect native in-vehicle communication [13].

This paper extends our previous work on combining TSN and SDN to secure the IVN [6], [13]. We integrate fully programmable options to control all classes of in-vehicle communication with a central SDN controller that enables adaptable and reliable network security mechanisms for in-vehicle communication. Our main contributions read:

- 1) We integrate TSN with SDN in a switching architecture that enables central monitoring and control of in-vehicle communication without delaying real-time traffic.
- 2) We compare different concepts for embedding in-vehicle control flows into SDN and evaluate the precision with which the network can identify and separate them.
- 3) We show that TSSDN can isolate in-vehicle control flows in a shared environment and prevent unwanted traffic in a prototype built from a production vehicle.

The remainder of this work is organized as follows. Section II reviews the evolution of the IVN, TSN, SDN, and related work on network security in cars. Section III introduces

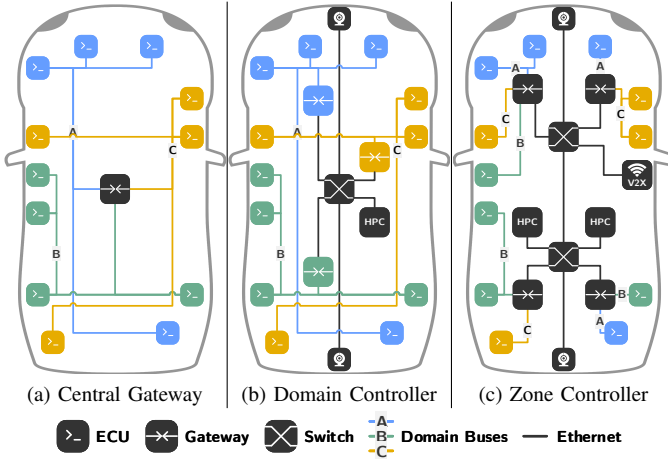


Fig. 1: Evolution of the IVN from a central gateway topology that enables cross-domain communication, to a domain controller topology that connects network domains via an Ethernet backbone, to a zone topology that splits the domain buses and connects all ECUs to a zone controller in their vicinity.

the concept of TSSDN switching. Security concepts for IVNs enabled by SDN are presented in Section IV. Section V validates the TSSDN switching architecture in simulation. Section VI analyses the security impact of our SDN access-control in a prototype car and investigates benefits and limitations of our approach in attack scenarios. Finally, Section VII concludes this work and gives an outlook on future work.

II. BACKGROUND AND RELATED WORK

A. Evolution of In-Vehicle Networks

Modern IVNs connect sensors, actuators and ECUs. Some in-vehicle communication is static and well-defined, such as motor control, while other is dynamic and not always active, such as ADAS. All communication relations between the installed ECUs are specified in a communication matrix. Each control flow in the matrix has exactly one sender, a list of receivers, and a unique identifier across the vehicle.

1) *Traffic types:* In-vehicle communications include periodic control messages, sporadic events, and media traffic. In addition to vehicle-specific traffic, there is also network control, which is required for reconfiguration and service discovery, as well as Best-Effort (BE) communication.

The different traffic classes have varying Quality-of-Service (QoS) requirements. Control communication for example uses small frames in control loops with a fast period and may be very susceptible to jitter which requires fixed latencies around 100 μ s. Media traffic may require several Gbit/s with guaranteed latencies around 10 ms, e.g., for LIDAR systems. Safety-critical control messages, events and media have no tolerance for packet loss and pose hard deadlines. Hence, redundancy is required. For some applications, retransmission may compensate for packet loss, while with cyclic control communication, retransmissions are unnecessary – only the current values are needed.

2) *Network topology:* IVN topologies have evolved to adapt to the increasing communication demands of automotive applications [1], [2], [9], [14]. Initially (Fig. 1a), ECUs were grouped into functional domains such as chassis control, powertrain, comfort, and infotainment using heterogeneous bus systems such as Controller Area Network (CAN), Media Oriented System Transport (MOST) and Local Interconnect Network (LIN), which physically extended over large areas of the vehicle. For cross-domain functions, a central gateway was installed to transfer messages from one domain to another.

Today, cross-domain communication is increasingly needed for features such as ADAS, and new sensors such as high-resolution cameras require high-bandwidth communication media. Fig. 1b shows a domain controller topology which uses Automotive Ethernet [1] to form a switched backbone that enables fast cross-domain communication. Domain gateways integrate legacy devices and forward messages between the domain buses and the Ethernet backbone. Central computing clusters – High-Performance Computers (HPCs) – bundle virtual functions and perform computationally intensive tasks.

Future vehicles will communicate with other vehicles, road side units and the Internet (V2X). More and more functions will be implemented in software and the number of variants of an OEM model will increase. This requires higher flexibility in the placement of software components and increases the dynamics of the network. The zone model (1c) connects all ECUs with a zone controller in physical proximity (e.g., front left), so that wiring can be significantly reduced. AUTOSAR paves the way for the transition to SOA with the Scalable service-Oriented MiddlewarE over IP (SOME/IP) [15]. Containerized services are under discussion for larger ECUs [16]. This poses challenges for the network as safety-critical traffic shares a wire with dynamic traffic such as infotainment. Also the online gateway will be directly linked to in-vehicle ECUs.

B. Time-Sensitive Networking in Cars

In-vehicle communication requires robust QoS for simultaneous real-time and BE traffic. There are several proposals to add real-time capabilities to Ethernet, of which the standards for Time-Sensitive Networking (TSN) (IEEE 802.1Q [3]) are the most promising candidate for deployment in vehicles [17].

1) *Real-time control:* On the input and output ports of TSN devices, gates can be opened to let frames through, or closed to block them. A periodic Gate Control List (GCL) schedules at what time a gate opens and closes. Meters at the ingress and shapers at the egress complement the GCL functionality.

The ingress control (IEEE 802.1Qci) filters incoming frames per stream and already discards packets that missed their time-slot. For frames that pass the ingress control, the switching fabric decides to which output ports they are forwarded. At the egress control (IEEE 802.1Qbv), frames are assigned to one of 8 priority queues, each of which has a gate and may have a selection algorithm, e.g., for bandwidth control. The first frame from the queue with the highest priority whose selection algorithm and gate allow the frame to pass is selected for transmission.

2) *Communication classes*: Real-time communication can be synchronous (Time Division Multiple Access (TDMA)) or asynchronous as already defined in the TSN predecessor Audio Video Bridging (AVB), which we compared in former work [18]. Asynchronous real-time communication requires bandwidth reservation of a predefined data rate per flow. The bandwidth usage is controlled by the selection algorithm of each queue at the egress, e.g., by Credit Based Shaping (CBS). Synchronous real-time communication can be implemented with a network-wide TDMA schedule for the GCLs. This can minimize latency and jitter of real-time traffic, but requires high-precision time synchronization (802.1AS-2020).

3) *Schedule configuration*: Scheduling in TSN has been explored in the past [19] and applied to IVNs [20]. In a fully scheduled network, all endpoints and switches implement a TDMA schedule. These schedules can include any selection of the eight priority queues, allowing simultaneous synchronous, asynchronous, and BE communication.

The calculation of a TDMA schedule is complex and computationally intensive, therefore schedules are usually computed offline. Still, a schedule can be updated during runtime [20]. The NETCONF protocol (RFC 6241 [21]) can be used with YANG data models (RFC 6020 [22]) for reconfiguration of TSN modules (e.g., 802.1Qcp and P802.1Qcw).

There are still open challenges, such as simplifying reconfiguration, and improving security to detect threats and initiate countermeasures [17]. In this paper, we introduce dynamic traffic control for TSN by integrating it with SDN and propose security mechanisms to protect in-vehicle communication from interference with unknown traffic.

C. Software-Defined Networking in Cars

SDN [4] separates the control logic (control plane) from the underlying switches that forward the traffic (data plane) [23]. Network devices become simple forwarders that are programmed by a central SDN controller with global network knowledge using open standards such as the OpenFlow protocol [24]. Controller applications implement the behavior of the network, e.g., routing protocols. OpenFlow switches forward incoming packets based on a programmable flow table. A flow entry matches a subset of Layer 2 to Layer 4 header fields and contains actions, such as discard, forward, or modify, each of which are performed when traffic matches.

1) *Real-time capability*: SDN is considered generally suitable for real-time environments in terms of network configuration latency [25], in particular when all flows are predefined in the switches. Nevertheless, SDN needs to be extended to control bandwidth reservation and scheduling for real-time flows in the network.

Nayak et al. [8], [26] first mention Time-Sensitive Software-Defined Networking (TSSDN) with dynamic scheduling and routing techniques to improve robustness in TSN. In former work [6], we integrated SDN and TSN for stream reservation with OpenFlow without delay penalty for time-sensitive in-vehicle communication. Gerhard et al. [27] implemented a similar concept in a hardware environment of industrial plants. Nam et al. [28] presented an optimized stream reservation

mechanism for TSN based on SDN which can reduce the communication overhead for stream reservation in TSSDN.

2) *Automotive use-cases*: SDN promises to reduce complexity and increase the adaptability of networks [23]. Halba et al. [5] showed how SDN can improve the safety and robustness of IVNs. Haeberle et al. [7] presented an IVN concept that reduces the complexity of the vehicular E/E architecture based on SDN. In previous work [29], we evaluated the performance of existing SDN controller implementations with respect to IVN requirements and found that all implementations lack important safety requirements, such as guaranteed response times, but could confirm that SDN controllers can be used in vehicles with the right modifications.

In this paper, we investigate how SDN flow control can improve the security of the IVN by precisely separating in-vehicle communication. Combining TSN and SDN can ensure that real-time requirements are met.

D. In-Vehicle Network Security

Current vehicles are vulnerable to manipulation by third parties, which has been demonstrated in the field [10]. Checkoway et al. [30] provide a fundamental analysis of the automotive attack surface and systematically show how a variety of interfaces can be used to gain malicious access to in-car devices. Manipulation of the IVN and its ECUs can compromise the safety of the vehicle, putting passengers at risk.

1) *Security assessment*: Assessing security mechanisms is difficult because the risk of unknown vulnerabilities is hard to predict [31]. A common method for evaluating IVN security is to analyze dark-side scenarios [32], which are based on known vulnerabilities and attack targets. These can be used to assess the probability, severity, and controllability of attacks [33]. Based on an attack tree created from real incidents, Longari et al. [34] evaluated how CAN network topologies can be hardened by introducing additional gateways. In this work, we use attack scenarios to show the benefits and limitations of our network security mechanisms.

2) *Taxonomy of attacks and defenses*: Attacks on IVNs include Denial of Service (DoS), replay, spoofing, malware, and falsified-information attacks [14], [35]. They can be grouped in *alter* attacks that aim to modify data, *listen* attacks that aim to monitor data, *disable* attacks that aim to deny services, and *forge* attacks that aim to insert incorrect data [33].

Defensive measures can be divided into attack prevention, detection, and mitigation [35]. The main security goals for IVNs are (i) *availability*, which ensures that resources and services are accessible; (ii) *integrity*, which ensures the accuracy and completeness of data; and (iii) *authenticity*, which aims at the verifiability of data sources and sinks [14], [33].

3) *Security mechanisms in IVNs*: Firewalls and access control mechanisms can prevent attacks with stateful inspection, rate limiting, and filtering [36]. Gateways can filter messages between different sections of the IVN [37] and analyze event chains based on behavior specifications [38].

Anomaly detection can identify ongoing attacks in the network [39], e.g., using machine learning algorithms to detect anomalies on the CAN bus [40]. In previous work [41], we

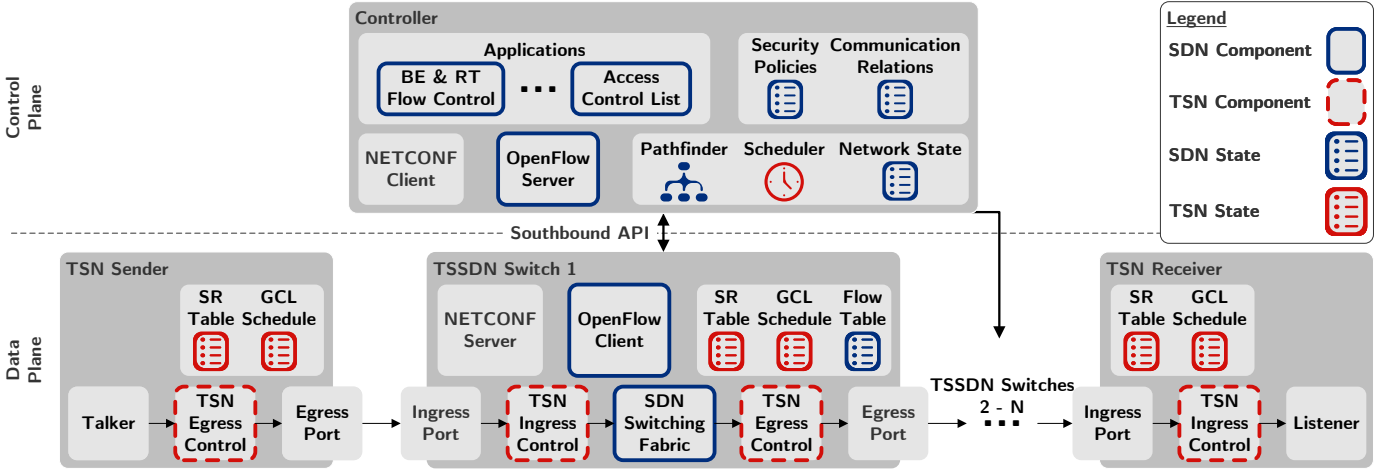


Fig. 2: Integrated network architecture of TSN and SDN. At the data plane, packets flow from a sending to a receiving TSN endpoint through switches that combine TSN ingress and egress control with SDN forwarding. At the control plane, TSN functions such as scheduling are integrated with common SDN controller functions such as path finding using a global network view. Network applications control real-time and best-effort flows simultaneously and enforce security policies.

presented an anomaly detection system using the TSN ingress control that can operate with zero false-positives based on a precise traffic specification. The reported security incidents from different detection mechanisms can be combined [42] and analyzed for entire vehicle fleets in the cloud to detect correlations, e.g., in terms of affected devices [43].

Integrity and authenticity can be ensured with authentication and encryption methods suitable for IVNs [9], [44], across all communication systems, such as CAN [45], FlexRay [46], and Ethernet, e.g. MACSec (IEEE 802.1AE [47]) on the MAC layer. Identity and credential management enables the verification of entities such as ECUs [48].

In-vehicle ECUs have limited computing power which limits the resources for security features. In addition, established and verified ECUs are used over many vehicle generations. Our network-centric approach helps to secure ECU with limited computing power and allows secure reuse of legacy devices.

4) *Software-Defined Networking*: Flexible and dynamic security solutions will be beneficial to cope with the growing dynamics of the IVN [49]. Software-defined security elements can be easily updated and adapted to the situation at hand [14]. SDN can improve network security by detecting and preventing attacks [12]. In previous work [13], we showed how the precise flow control of SDN can be used to protect in-vehicle control communication that is precisely specified in the communication matrix.

In this work, we use SDN security mechanisms that protect in-vehicle communication from malicious access. It can detect unknown network flows and initiate countermeasures through reconfiguration.

III. TIME-SENSITIVE SOFTWARE-DEFINED NETWORKING

Time-Sensitive Software-Defined Networking (TSSDN) integrates the TSN and SDN concepts on the control plane and on the data plane, as shown in Fig. 2. Switches on the data plane integrate TSN ingress and egress control with

the flow-based switching engine of SDN. On the control plane, real-time traffic control functions from switches, such as bandwidth reservation, are extracted and integrated with the SDN controller. An open southbound API, such as the OpenFlow protocol, enables vendor-independent programming of TSN and SDN components. For this, network applications must control real-time and BE flows simultaneously.

A. Data Plane Architecture

The TSSDN data plane connects TSN endpoints via switches that integrate the SDN forwarding pipeline with the TSN real-time control, as shown in detail for one switch in Fig. 2. Each switch contains a flow table, a Stream Reservation (SR) table, and a Gate Control List (GCL) schedule.

Frames arrive at the TSN ingress control, which applies filters and time checks. When a frame passes the ingress control, the SDN switching fabric performs a lookup in the flow table. If no matching forwarding rule exists, the packet is discarded by default. Most controllers, however, install a rule to receive these packets. When a matching entry is found, the predefined actions are performed and the packet is forwarded to the specified ports. The TSN egress control of the port then shapes the outbound traffic.

B. Control Plane Operations

According to the SDN paradigm, the control plane functions are loaded off the switches to a central SDN controller as shown in Fig. 2. The controller combines common SDN functions such as address learning and routing with the additional TSN functions such as stream reservation and network-wide scheduling. Network designers implement applications to control the behavior of the network through the SDN controller using OpenFlow or NETCONF.

When messages arrive from the data plane, the controller updates its network state, i.e., host addresses and network

topology. A network application can react to incoming messages and state changes and push updates to the data plane as needed. Therefore, network applications can leverage the abstract network view provided by the controller, as well as detailed knowledge about the IVN given by the communication matrix and security policies.

1) *Best-effort flow control*: BE flows remain unaltered to traditional SDN. OpenFlow-enabled switches forward packets of unknown flows to the controller. Network applications identify the source and destination of the packet and decide whether it should be discarded, answered directly, or forwarded. For the latter, the application determines a route through the network and installs appropriate flow rules in the data plane. Thereafter, network devices can autonomously forward packets of this flow.

2) *Asynchronous real-time flow control*: For asynchronous real-time flows, senders and receivers announce their requirements to the network at runtime using the Stream Reservation Protocol (SRP). Traditionally, TSN uses a fully distributed control plane of the switches, equivalent to its predecessor AVB. Talkers announce streams by a *Talker Advertise* that contains information about how to identify the stream and how much bandwidth it requires. Switches update their SR table and re-broadcast the announcement. Hosts willing to subscribe to a stream send a *Listener Ready* to the talker, and all devices along the path reserve bandwidth for the stream if available.

The conceptual architecture for the centralized model for stream reservation (802.1Qcc) fits very well into the SDN paradigm. A Central Network Controller (CNC) manages the stream reservation but the communication mechanism between the controller and the network devices is not specified. We map the centralized model onto the OpenFlow protocol. Again, talkers and listeners announce streams using the SRP. Network devices forward all SRP packages to the SDN controller. A network application checks whether the available bandwidth is sufficient for the new reservation and creates a flow entry that matches the stream to forward it from the talker to all listeners. This flow entry is updated as listeners leave or join. Our controller implementation uses an OpenFlow experimenter extension to perform bandwidth reservation in the SR table on the switches. Afterwards, forwarding devices can identify the stream, forward it correctly, and control the bandwidth with Credit Based Shaping (CBS) on the egress ports.

3) *Synchronous real-time flow control*: Synchronous real-time flows are planned and coordinated between different transmitters across multiple links in the network. The complex calculation of TDMA schedules are usually computed offline. Senders periodically transmit frames of a known maximum size in their timeslot. A GCL schedule opens and closes specific priority gates of each output port for timeslots in the period. Timeslots are shifted for devices along the path according to the transmission delay of the frames, which enables minimal end-to-end latency and jitter, but requires high-precision time synchronization (802.1AS-2020).

In 802.1Qbv, the GCL is scheduled per 802.1Q priority queue and not per flow. Adding new flows to TDMA-scheduled priorities without updating the GCL configuration can result in overflowing queues and missed timeslots. This

can lead to delays and missed deadlines for highly critical traffic. Therefore, the dynamic nature of SDN flow control is inappropriate for synchronous real-time communication and flows should only be added dynamically for unscheduled priorities.

Nevertheless, there are scenarios that require changing the synchronous real-time configuration, such as adding or updating devices and applications. The NETCONF protocol is particularly suitable as it can reconfigure in a transaction-oriented manner. TSN components are configured via YANG models (e.g., 802.1Qcp and P802.1Qcw) and the ONF provides OF-Config [50] for configuring OpenFlow resources (such as the flow table) via NETCONF.

After synchronous traffic was added, the controller (re-) calculates the schedule and paths for all flows. A candidate configuration is created on each device which contains a copy of the running configuration. It can be modified and validated before applying the changes. If an error occurs, the entire transaction is rolled back, maintaining the previously valid network state; the changes are applied to the running configuration of all devices otherwise. To avoid queue overflow and packet loss during reconfiguration, devices have to be synchronously updated. This requires a timed commit execution, which is unavailable in the NETCONF commit management and is outside the scope of this work.

IV. SECURING TIME-SENSITIVE SOFTWARE-DEFINED IN-VEHICLE NETWORKS

The static nature of critical in-vehicle communication enables the controller to enforce a precise traffic steering based on the network knowledge including ECUs, control flows, and timing information from the communication matrix. SDN switches identify flows in the OpenFlow pipeline by matching packet header fields from Layer 2 to Layer 4.

A. Embedding Strategies for Control Flow Information

A **Control Flow (CF)** is a sequence of related messages with the same unique identifier in the vehicle – called a CF ID. This could be a CAN message, for example. A CF is sent from a single origin and follows a point-to-multipoint relationship to reach one or more receivers.

Gateways forward data between bus systems and the Ethernet backbone. Therefore, the CF is repackaged, e.g., from a CAN frame to an Ethernet frame. Future Ethernet communication in vehicles can exploit the full stack to embed information about the transported control flows. Fig. 3 presents two examples of CF embedding on different layers. Each CF has an identifier (ID), a sender, a priority and a domain. Depending on the repackaging, this information can be **hidden** from or **exposed** to the network.

The hidden embedding tunnels the data with its CF ID using an application layer protocol. Fig. 3a shows an example that uses SOME/IP. The CF ID is encoded in the message ID field of the SOME/IP header and the data is embedded as payload. The example uses reserved UDP ports for SOME/IP traffic. The Differentiated Services Code Point (DSCP) is populated with the CF priority. The Ethernet header is automatically

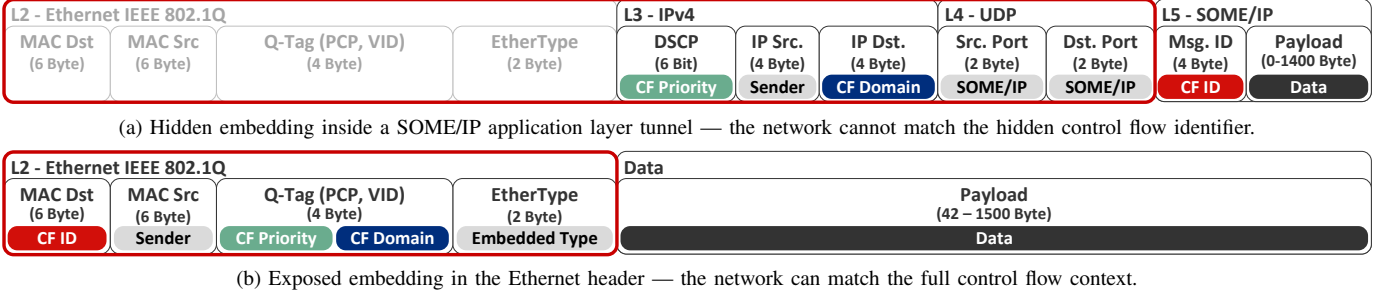


Fig. 3: Different strategies for embedding Control Flow (CF) context including the identifier (ID), domain, and priority on different layers. The red outline indicates the matchable header fields in the network.

generated by the network stack, which can be configured to map the DSCP to a Priority Code Point (PCP) for QoS on Layer 2. All CFs in a domain are sent to the same IPv4 destination multicast address.

In contrast, embedding can happen in a completely exposed way. Here, the sender embeds the context of the CF only in packet header fields that are used for the forwarding decision in the network (Layer 2 to Layer 4). Fig. 3b shows an example for exposed embedding in the Ethernet header. For a discussion on the advantages of an embedding on the lowest possible layer see Section IV-E. The CF ID is encoded in the destination MAC as a multicast address. The PCP in the 802.1Q tag is used to embed the CF priority for Layer 2 QoS differentiation. Virtual LANs are created to separate bus domains. We embed the message data into the Layer 2 payload. The EtherType field contains information about the embedded data type, e.g., a custom EtherType is used for embedding CAN data frames.

B. Separating In-Vehicle Control Flows in the Network

The embedded context information within the packet header fields as used for the forwarding decision is outlined in red in Fig. 3. A **Network Flow (NF)** is a sequence of contiguous packets of one or more CFs that have the same content type in matchable header fields and are therefore treated equally by the network. A NF is transported from a specific source to a dedicated destination in the network. Using multicast, a NF can reach multiple sinks, which is a common use case in IVNs, since the same information is often needed at different ECUs. The choice of the embedding approach is a key factor in accurately distinguishing CFs.

With hidden embeddings, a **separation by domain** can be achieved if a domain identifier is encoded in the destination IP address. This creates a domain tunnel in the network forming a point-to-multipoint NF per sender and domain which is identified by the source and destination IP addresses and the UDP ports. The destinations of the NF are the group of the receivers of all CFs in the tunnel. The CFs of a domain cannot be differentiated by the network.

To improve the separation of CFs with hidden embeddings, a finer-grained **separation by topic** can be created. A topic can group a small number of related CFs, e.g., CFs for engine control can be assigned to the engine control topic and CFs for lighting can be assigned to the lighting control topic. In CAN bus architectures, each CF belongs to exactly one domain

bus. Introducing a new domain for CFs also means creating a new physical bus. On an Ethernet backbone, a new topic requires only a new tunnel on an existing physical link. As cross-domain communication increases, it seems advisable to form smaller groups of CFs than the original vehicle domains. The topic identifier can be encoded in the multicast IP address instead of the domain identifier so that each topic has a point-to-multipoint NF for each sender in the topic.

An exact **separation by message** type can only be achieved via exposed embedding. Each CF has its own point-to-multipoint NF, which can be identified and separated in the network by matching the multicast destination MAC address.

C. Reliable Static Configuration

Reliable communication is indispensable for safety-critical traffic in the vehicle. A basic driving functionality must always be guaranteed to reach a safe state in an emergency, e.g., for stopping at the edge of the road. The network configuration for safety-critical communication must be verified offline to ensure its correctness under all circumstances and is unlikely to change over the lifetime of the vehicle. A static configuration for safety-critical flows guarantees interference-free communication and redundant paths can be confirmed to increase resilience.

The static flow and timing configuration is loaded in each forwarding device during boot, which reduces startup times because these flows are not set up via the controller. For changing this static configuration a firmware update is required as the SDN controller can not alter it in any way. To achieve this, a protected separate flow table is used that is always matched before dynamic rules can be matched. For the TSN configuration, the priority queues can be partitioned in a set of static and dynamic queues [51]. This allows the addition of new flows in dynamic priorities and protects the static priorities by design. In the event of a controller failure or critical security incident, the static configuration serves as a fail-operational configuration.

D. Secure Adaptive Communication

Dynamic traffic that is not always needed or where the communication partners are not known before runtime can be controlled by the SDN controller. The SDN controller can use its knowledge of the IVN from the communication

matrix to verify that the new communication is allowed and identify senders and receivers to create a precise flow that matches the header information from Layer 2 to Layer 4. In addition, bandwidth usage can be specified for these flows or implemented using the dynamic stream reservation method.

The adaptive communication can be configured with an Access Control List (ACL). This list defines additional patterns that whitelist or blacklist dynamic flows. For example, complete protocols, such as ARP or ICMP, can be (dis-)allowed in the IVN or dynamic communication can be completely blocked for some hosts.

E. Impact on In-Vehicle Network Design

When Control Flow (CF) information is embedded at the application layer, it cannot be used for forwarding decisions without violating the OSI layers. In SDN, exposed embedding of the CF ID in any of the matched header fields from Layer 2 to 4 will enable a precise separation by message. Still, there are several advantages of embeddings on the lowest possible layer. Layer 2 information is only valid in the local IVN, so Ethernet embeddings are not routable which can make attacks from outside the vehicle more difficult. In addition, embeddings in the Ethernet header support the use of non-SDN switches with the same separation. Embedding options are also affected by encryption, as the layers used for the forwarding decision are useless if encrypted.

When small control messages are embedded into Ethernet, their aggregation is an approach to reduce overhead. For example, a CAN message has a payload of 8 bytes, while an Ethernet frame has a minimum size of 64 bytes with a minimum payload of 42 bytes. One-to-one mapping of frames leads to around four times higher bandwidth consumption than with buffered approaches, which delay messages for a small period before sending them alone or together with other messages [52]. On the other hand, latency and jitter are increased by buffering. With different embedding approaches, aggregation can be hindered, e.g., exposed embeddings make aggregation impossible. Still, aggregation of traffic from bus systems such as CAN with a bandwidth of 1 Mbit/s will have a small impact in 1 Gbit/s Ether-networks.

Control information is often transmitted in cycles with a similar data size. TSN schedules can be more accurate the better CFs can be distinguished in the network. With exposed embeddings, timing can be determined much more accurately than with hidden embeddings, resulting in lower TDMA reservation overhead. On the other hand, the scheduling overhead for timeslot computation increases exponentially as the number of small timeslots increases. Aggregation of messages complicates timing computation in the network due to bursts, varying sizes and intervals of packets.

V. VALIDATION OF THE TSSDN SWITCHING ARCHITECTURE

A key challenge in validating the proposed TSSDN architecture is the impact of SDN control on real-time communication. Our evaluation is performed in a simulation environment (see

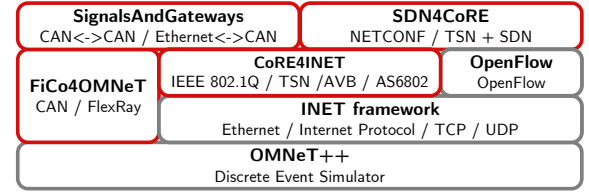


Fig. 4: Simulation environment used for the evaluation.

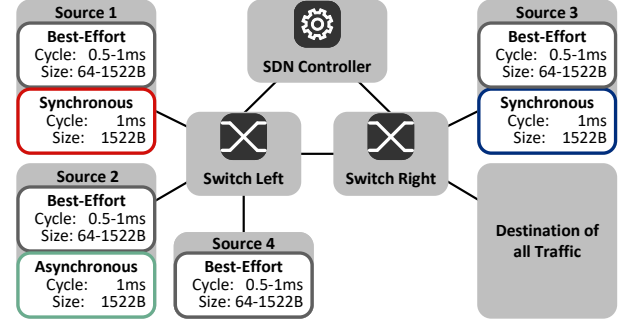


Fig. 5: Evaluation network with two TSSDN switches, one SDN controller, four sources and one destination connected via 100 Mbit/s links. Sources 1 to 4 send best-effort, synchronous and asynchronous real-time traffic that differs in transmission cycle and Ethernet frame size.

Fig. 4) based on the OMNeT++ simulator [53]. Our simulation model Software-Defined Networking for Communication over Real-Time Ethernet (SDN4CoRE) [54] implements the proposed architecture, based on the INET framework [55], the OpenFlowOMNeTSuite [56], and our frameworks for IVNs [57]. The models outlined in red are maintained by our research group and published as open source at sim.core-rg.de and github.com/CoRE-RG.

A. Network Topology and Traffic Configuration

Fig. 5 shows the evaluation network. It consists of two TSSDN switches, one SDN controller, and four sources sending to one destination. All links have a bandwidth of 100 Mbit/s. With this setup we can analyze the timing of real-time communication under the load of cross traffic across multiple links and verify that timing requirements of TSN are also met in TSSDN. For comparison, we consider the identical scenario without SDN using TSN-only switches.

All four sources send BE traffic with varying cycle and frame sizes. Sources 1 and 3 send synchronous traffic with PCP 7, which is scheduled in a TDMA fashion. Both send one maximum Ethernet frame per period, which is 1 ms. Source 2 sends a maximum Ethernet frame every 1 ms as asynchronous traffic of second-highest priority directly after the Stream Reservation (SR) is completed.

The timeline in Fig. 6 shows the gradual introduction of real-time communication. When synchronous traffic is added to the network, we assume that the SDN controller has been informed beforehand and the Gate Control List (GCL) schedule is reconfigured via NETCONF 10 ms before the first frame of the new flow. For asynchronous traffic, the controller




Fig. 6: Timeline indicating the start times of the traffic source applications as they gradually begin sending.

performs SR using OpenFlow. In the TSN-only version of the network, the GCL schedule is statically configured and the switches perform SRP of TSN independently.

B. TDMA Schedule and Worst-Case Analysis

We determine a periodic TDMA schedule that coordinates synchronous flows in the 1 ms period. Fig. 7 shows the GCL schedule of the two switches. The TSN-only network is pre-configured on startup with the final configuration, which includes both synchronous flows. In the TSSDN variant of the network, the GCL configuration is updated according to the active synchronous traffic. At the beginning, all gates are open because there is no synchronous traffic yet. Initially, all gates are open since no synchronous traffic is active yet.

Our GCL configurations have three phases: (green) for scheduled traffic with only priority 7 open, (yellow) for all other traffic with priorities 0-6 open, and (red) a guard band with all gates closed. The guard band ensures that the transmission of a maximum Ethernet frame (1522 B+8 B preamble) is completed before switching to the green phase. This takes $123.36\mu\text{s}$ on a 100 Mbit/s link, including the inter frame gap ($T_{\text{ifg}} = 0.96\mu\text{s}$). To ensure timely transmission, the senders also have a GCL configuration with a guard band before their transmission windows for synchronous traffic.

The first reconfiguration is executed by the controller before the synchronous traffic from Source 1 becomes active at 0.1 ms simulation time. Source 1 transmits one full size frame $10\mu\text{s}$ after the start of each period. A transmission window is reserved for priority 7 along the path. After the delay for transmission ($T_{\text{trans}} = 122.4\mu\text{s}$) and forwarding ($T_{\text{fwd}} = 3\mu\text{s}$) the frame arrives at the output queue of Switch Left at $135.4\mu\text{s}$ in the period and the green phase begins. A guard band is inserted before the green phase. The yellow phase starts when the frame completes transmission at $257\mu\text{s}$ and wraps around at the end of the period to end directly before the guard band. The synchronous traffic from Source 1 arrives at the output of Switch Right at $260\mu\text{s}$ in the period and the red, green and yellow phases are configured accordingly.

The second reconfiguration is executed when the synchronous traffic from Source 3 starts at 0.3 ms simulation time. Source 3 also sends a full size frame $10\mu\text{s}$ after the start of each period. Thus, traffic from Source 3 arrives at $135.4\mu\text{s}$ at the output of Switch Right, the green phase begins, and a guard band is inserted in front of it. The end of the green phase remains unchanged from the first reconfiguration to still allow traffic from Source 1 to pass through after Source 3.

0s to 0.1s: Initial State

Switch Left	All Open
Switch Right	All Open

0.1s to 0.3s: Reconfiguration for Source 1 Synchronous

Switch Left	R G Y
Switch Right	Y R G Y

0.3s to ∞ : Reconfiguration for Source 3 Synchronous

Switch Left	R G Y
Switch Right	R G Y

GCL Period (1 ms)

R: Guard Band G: Only Prio 7 Y: All but Prio 7

Fig. 7: Gate Control List (GCL) schedule of the two switches, which is reconfigured twice for additional synchronous traffic with priority 7 from sources 1 and 3. Initially all gates are open. The TSN-only version starts with the last configuration.

Synchronous traffic, which is precisely scheduled, cannot be delayed as it is protected by a guard band. It has an analytic worst-case end-to-end latency (T_{wc}), which is equivalent to the best-case latency (T_{bc}) when all clocks are perfectly synchronized. The analytic latency for synchronous traffic from Sources 1 and 3 with this schedule reads:

$$T_{\text{wc}}^{S1} = T_{\text{bc}}^{S1} = 3 * T_{\text{trans}} + 2 * T_{\text{fwd}} = 3 * 122.4\mu\text{s} + 2 * 3\mu\text{s} = 373.2\mu\text{s} \quad (1)$$

$$T_{\text{wc}}^{S3} = T_{\text{bc}}^{S3} = 2 * T_{\text{trans}} + 1 * T_{\text{fwd}} = 2 * 122.4\mu\text{s} + 1 * 3\mu\text{s} = 247.8\mu\text{s} \quad (2)$$

Asynchronous traffic can be delayed by cross traffic and the TSN gates. We examined the coexistence of scheduled and bandwidth reserved traffic and the impact of cross traffic on time-sensitive communication in previous work [58], [59]. The asynchronous traffic can be delayed by one full size BE frame ($T_{\text{BE max}}$) and the inter frame gap (T_{ifg}) on every hop. The transmission delay (T_{trans}) of the asynchronous traffic is again $122.4\mu\text{s}$ for a maximum Ethernet frame. In our scenario, the asynchronous traffic is only allowed in the yellow phase. The maximum interference (T_{mi}) through scheduled traffic on each port is the duration of the guard band (T_{guard}) and green phase (T_{green}) in each 1 ms period. The schedules for Switch Left and Right overlap so that a frame cannot be delayed on both hops, resulting in a maximum interference of $T_{\text{mi}} = 369.12\mu\text{s}$ ($T_{\text{guard}} = 123.36\mu\text{s} + T_{\text{green}} = 245.76\mu\text{s}$). The analytical worst-case end-to-end latency for the asynchronous traffic from Source 2 (T_{wc}^{S2}) is:

$$\begin{aligned} T_{\text{wc}}^{S2} &= T_{\text{mi}} + 3 * (T_{\text{BE max}} + T_{\text{ifg}} + T_{\text{trans}}) + 2 * T_{\text{fwd}} \\ &= 369.12\mu\text{s} + 3 * (122.4\mu\text{s} + 0.96\mu\text{s} + 122.4\mu\text{s}) + 2 * 3\mu\text{s} \\ &= 1.1124\text{ms} \end{aligned} \quad (3)$$

C. Impact of SDN on Real-Time Flows

Fig. 8 shows the minimum, maximum and average end-to-end latency for one exemplary flow of each traffic class from 20 s simulation runs. To ensure that the data is not affected by

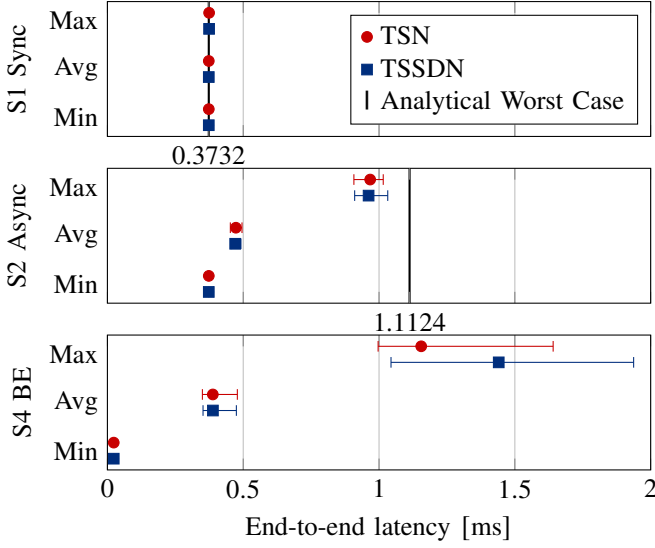


Fig. 8: End-to-end latency comparison for the three traffic classes in TSN and TSSDN. The minimum, average, maximum, and the analytical worst-case are depicted. For each min/avg/max, again the average and deviation for minimum and maximum is indicated from simulations with 20 seeds.

the timing of the traffic in the period, the minimum, maximum, and average from simulations with 20 different seeds for the start time of the asynchronous traffic are shown. The queues in our network are infinite so all packets will arrive at their destination eventually and no packets are lost.

The schedule is reconfigured twice for the added synchronous flows from Source 1 at 0.1 s and 3 at 0.3 s. Both synchronous flows have the same constant end-to-end latency in the TSN-only version and the TSSDN variant, which is equal to their analytic worst-case (see equations 1 and 2).

Source 2 starts sending asynchronous traffic after the Stream Reservation (SR) at 0.2 s. Both variants of the network have about the same minimum, average, and maximum latency. The minimum latency is the same as for the synchronous traffic which is expected as both send maximum Ethernet frames over the same number of hops. The maximum latency never exceeds the analytic worst-case.

The BE traffic flows without guaranteed worst-case. The frame sizes vary from minimum to maximum Ethernet frames which explains the small minimum latency. In the TSSDN variant, the BE flow experiences a large delay when it is setup by the controller which results in a larger maximum latency.

TABLE I: Stream Reservation (SR) delay of TSN and TSSDN

Variant	SR start	SR end	SR duration
TSN-only	0.2 s	0.200 48 s	0.48 ms
TSSDN	0.2 s	0.201 25 s	1.25 ms

The latency for flow installation is avoided for asynchronous traffic with the Stream Reservation Protocol (SRP). As the flow is already setup in the TSSDN switches during the SR, no further inspection by the SDN controller is needed. Thus, no additional latency is introduced by TSSDN after the SR.

Table I compares the SR duration of TSN and TSSDN. The additional delay of 0.77 ms for TSSDN is introduced by the communication between the switches and the controller.

D. Discussion

Reconfiguration of synchronous traffic does not cause a penalty for existing or added real-time traffic when performed simultaneously as a transaction on all network devices. In our case, the SDN controller configures the network before the synchronous traffic is added to prevent packet loss. Different reconfiguration strategies could have an impact on latency and packet loss of real-time traffic in certain scenarios and a mechanism for the senders to communicate their start of transmission is needed, both of which is not part of this evaluation and will be analyzed in future work.

Controlling asynchronous communication via OpenFlow does not affect real-time traffic, but the SR experiences a small start up delay. Since the SRP is transmitted as BE traffic, it can be affected by cross traffic, so there is no guaranteed worst case for its completion in both the TSSDN and TSN-only variants. The additional delay of 0.77 ms is acceptable because it is well below the automotive requirements for service setup times, which are around 150 ms to 200 ms. To leverage the full potential of SDN, the SRP could be optimized so that the controller does not need to propagate it between switches [28], which could result in an even lower startup delay.

A side effect observed in our evaluations is that SDN protects real-time traffic: precise flow matching ensures that new traffic is not forwarded until a flow rule has been installed. In the case of a transactional schedule reconfiguration, this also means that the GCL has already been updated to accommodate the new flow. Unknown flows are not queued and thus cannot delay existing real-time flows.

Finally, our results show that the combination of SDN and TSN in the proposed architecture works as expected. The deadlines for the synchronous and asynchronous TSN flows are met and remain unaffected by the introduction of SDN. At the same time, the forwarding is controlled by an SDN controller which enables the potentials for the resilience, security, and adaptability of the IVN.

VI. SECURITY IMPACT OF PRECISE SDN FLOW CONTROL FOR IN-VEHICLE COMMUNICATION

The goal of our security approach with TSSDN is to isolate in-vehicle control flows in a shared environment and prevent unwanted traffic. We compare the different flow separation concepts described in Section IV-B in a realistic IVN that was derived from a production car.

A. SDN-based Prototype Car

Fig. 10 shows our prototype car (10a) with a software-defined Ethernet backbone installed in the trunk (10b). The network topology is shown in Fig. 9 derived from the CAN network originally implemented in a central gateway topology, which we transformed into an Ethernet zone topology. All CAN ECUs are grouped into four zones based on their

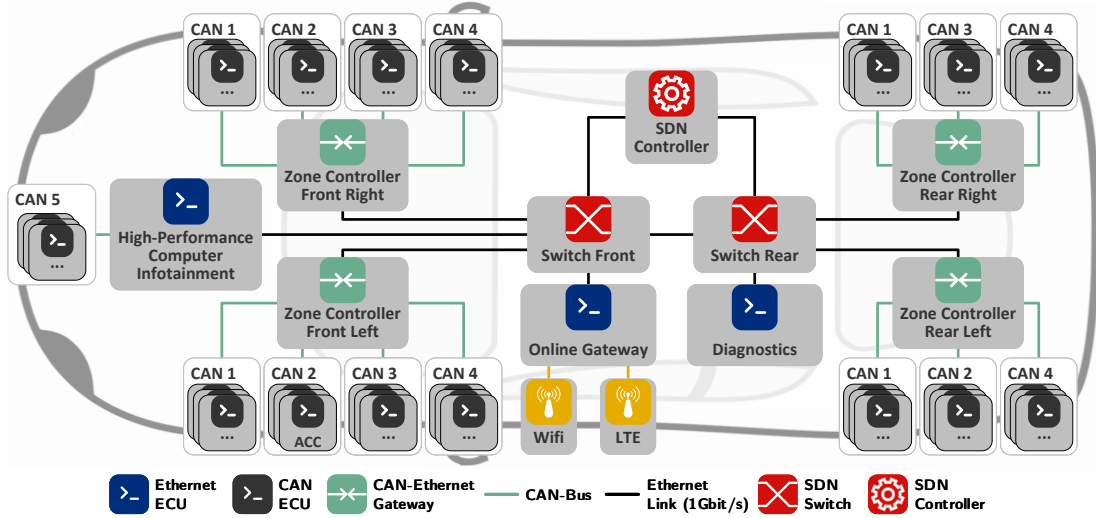


Fig. 9: IVN of a production vehicle transformed to a software-defined Ethernet network in a zone topology

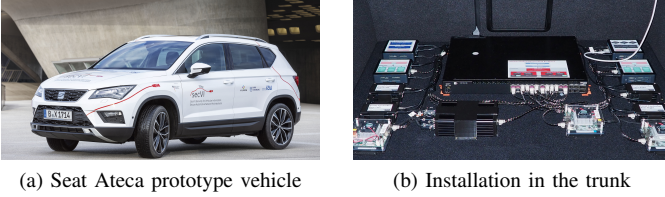


Fig. 10: Pictures of the prototype and installed components

physical location in the vehicle (Front-Left (FL), Front-Right (FR), Rear-Left (RL), Rear-Right (RR)). A Zone Controller (ZC) handles computation intensive tasks and acts as a CAN-Ethernet gateway. Despite the placement of the CAN-ECUs, the original domain buses (numbered from 1 to 5) are retained, e.g., CAN 1 on ZC FL and CAN 1 on ZC FR originally belonged to a single domain bus. A High-Performance Computer handles the infotainment system and acts as a gateway between all CAN ECUs and the infotainment domain. We extend the original CAN network of the production car with Ethernet ECUs for diagnostics and external connectivity.

The software-defined Ethernet backbone consisting of two switches (Front (F), Rear (R)) controlled by an SDN controller. We generate three network configurations that correspond to our three separation concepts compliant to the communication matrix of our original production vehicle. In one configuration, ZCs embed CAN messages fully exposed on Layer 2 to enable separation by messages. The other two configurations embed the CAN message in tunnels and encode the topic or domain identifier in the multicast destination IP, enabling separation by topic or domain. The receiving ZC transforms the packets back to CAN frames and forwards them to the CAN buses of the destinations.

B. Mapping Control Flows on Network Flows

We focus our analysis on the CAN Control Flows (CFs) that traverse the Ethernet backbone. Therefore, we do not consider

local CFs, for which the sender and all receivers are located within the same zone. In total there are 242 different CFs forwarded via the backbone.

TABLE II: Control Flows (CF) bundled in a Network Flow (NF) with the number of NFs that carry multiple CFs.

Separation	# NFs (with multiple CFs)	# CFs per NF		
		Minimum	Average	Maximum
By Message	242 (0)	1	1	1
By Domain	19 (19)	5	13	37
By Topic	102 (38)	1	3	17

Table II shows the generated Network Flows (NFs) for each separation concept in relation to the number of CFs bundled in a NF. As expected, the message separation generates 242 NFs, one for each CF. Separation by domain generates 19 NFs, one tunnel for each sender and domain all of which carry multiple CFs. The topic separation generates 102 NFs, one tunnel for each sender and topic. 38 of these NFs carry multiple CFs. This means that 64 of the topics contain only one CF and therefore behave exactly as if separated by message.

Table II also shows the minimum, maximum and average number of CFs that are sent within one NF. Message separation isolates CFs within individual NFs. For domain separation, there is a minimum of 5, average of 13 and maximum of 37 CFs per NF. So, there is at least one NF that carries 37 CFs which cannot be differentiated by the network. As expected, separation by topic performs somewhere in between domain and message separation. In the following analysis, separation by message can be used as a baseline as it implements exactly the relations of the communication matrix.

All NFs are implemented as multicast to reach multiple destinations if necessary. Fig. 11 shows the share of NFs sent to a particular number of destinations (ZCs). For both separation by message and topic, a quarter of all NFs reaches one gateway, and around 40% reach fewer than three gateways. Again, this similarity could be caused to the 64 CFs in completely isolated topics. When separated by topic, 18%

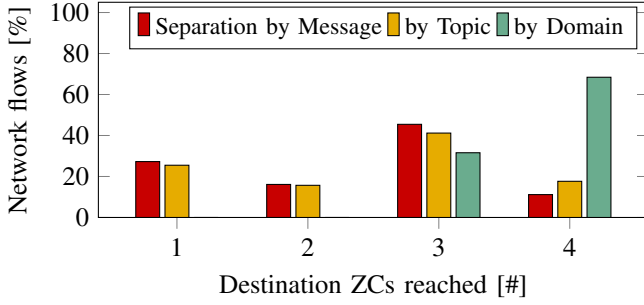


Fig. 11: Number of destination ZCs reached by a share of NFs

of NFs reach all destinations, and only 11% when separated by message. With domain separation zero NFs reach fewer than three gateways, around a third reach exactly three and nearly 70% reach all gateways in the network. In particular, the relative difference of NFs reaching all four destinations is notable. This is expected as the ECUs of a domain are usually distributed throughout the vehicle and therefore most domains are present in every zone.

C. Security Impact of Control Flow Separation

The attack surface of CFs depends on their isolation in the network. Without separation, every gateway could send and receive any of the 242 different CFs that traverse the backbone. We compare the separation concepts based on how well CFs can be attached to paths between the ZCs. In the optimal case, however, only gateways that actually link ECUs participating in a CF should be able to send and receive it on the backbone. To evaluate this, we sort the 242 possible CFs that could be sent from one ZC to another in the following categories:

- A CF is **legitimate** if the original CAN source ECU is connected to the source ZC and at least one CAN ECU connected to the destination ZC is a valid receiver according to the communication matrix.
- An **oversupplied** CF is legitimately sent but received by a destination ZC that does not need it.
- A CF is **permitted** if it could be sent by the source and would be forwarded to the destination. Even though not present in our communication matrix, these flows could be used by malicious components.
- A **forbidden** CF is filtered by the backbone and is not forwarded from the source to the destination.

Fig. 12 visualizes the shares of legitimate, oversupplied, permitted and forbidden CFs in relation to the maximum possible CFs in three cases: (1) concentrates on a specific connection between two exemplary ZCs (from ZC FL to ZC FR), (2) includes all CFs from any source ZC to one destination (ZC FR), and (3) looks at the whole backbone communication from all ZCs to all ZCs. An exhaustive analysis of all communication relations between the gateways in our prototype can be found in [13].

All three cases clearly show the effectiveness of the strict message separation from exposed embedding. When separated by message, the software-defined backbone only forwards the

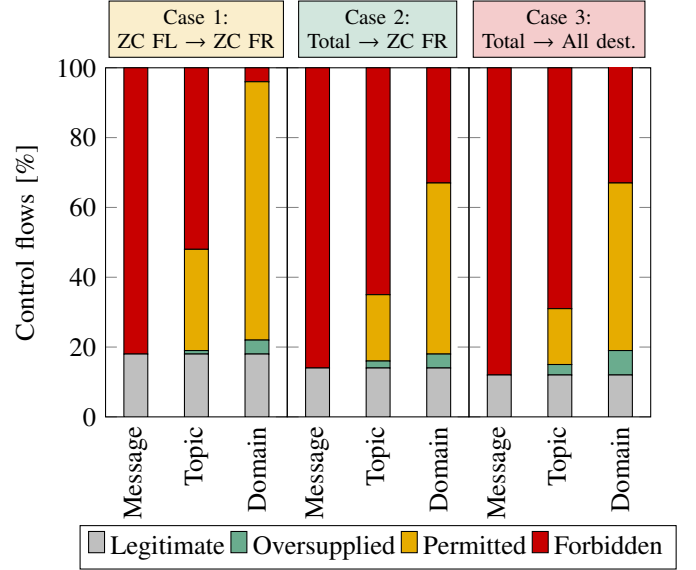


Fig. 12: Share of legitimate, oversupplied, permitted, and forbidden CFs from ZC FL to ZC FR, all sources to ZC FR, and all sources to all destinations

legitimate CFs and forbids any other CF. The hidden application layer embeddings oversupply and permit illegitimate CFs. Still, only CFs of the tunnels that are already in use by the sending nodes are supported by the network. More precisely, topics can improve the separation of flows in the network. As explained earlier, we chose our topics by grouping similar messages from the communication matrix. We could not group some CFs into topics. These CFs are perfectly separated in their own topic, which affects the results.

Gateways can filter the unneeded CFs at the cost of processing power so that no unwanted message reaches a CAN bus. Still, the network load on the backbone increases from oversupplied control traffic. In the third case, 12% of all CFs from all sources to all destinations are legitimate. With separation by topic additional 3% are oversupplied at the destinations, with domain separation around 7%. Network load on the backbone increases by 57% with domain separation, and by 27% when separated by topic as compared to the legitimate CFs. These results clearly conflict with the benefits of aggregation, which is one of the main arguments for using a hidden embedding. Above all, it is a security issue that network nodes get exposed to messages they are not prepared for. The separation by message is the only concept able to solve this problem with zero oversupplies.

From a security perspective, the CFs that a (malicious) ECU could send are even more relevant than the CFs it can receive. From all sources to all destinations, 31% of all CFs are permitted with topic separation and even 67% with separation by domain, while only 12% are needed. This shows the security weakness of the tunneling approach. When a device participates in a tunnel, it can listen to all CFs of this tunnel and is permitted to send all CFs of the tunnel. Fewer filtering of CFs eases attacks as fewer ECUs need to be compromised to gain control over the car. Even if gateways

filter all unwanted and illegally sent messages it would still be possible to attack the NFs, e.g., by flooding the tunnels to delay time-critical flows. In the case of exposed embeddings, which fully isolates messages by SDN, attackers must compromise the exact sender of each CF on the Ethernet backbone to issue messages in this channel.

D. Benefits and Limitations in Attack Scenarios

We investigate how our setup with static flows and an ACL for dynamic flows can isolate in-vehicle control flows and prevent unwanted traffic in case of an attack. For our attacker model, we focus on remote attackers. First, a remote attacker needs access to the car to launch an attack. There are many interfaces, most of which are connected to larger ECUs such as the infotainment or an online gateway [30]. Once the attacker gets past the first layer of defense, he can gain access to the IVN backbone to launch attacks on in-vehicle components.

TABLE III: Impact of generic network attacks

Attack Type	Successful	Additional Impact
Host scan	no	none
Port scan	no	none
IP/ARP spoofing	no	targets SDN controller
Replay	from original senders	none
DoS	on valid flows	DoS on SDN controller

We execute some generic network attacks from various components in the vehicle and analysed their effects as shown in Table III. An attack is considered successful if it has the same impact as in an unprotected environment. Host scans with *nmap* yield no results in our IVN, as even pings are filtered. TCP port scans do not return results for available services. This is true even for ports to which there is a connection from the source, since the flow rules match source and destination ports and *nmap* uses the wrong source port.

Attacks such as ARP and IP spoofing target the SDN controller, but are prevented by the static nature of the IVN since the addresses of devices are known. DoS or replay attacks can be prevented if the source is not allowed to access the specific flows. Such attacks, however, are then forwarded by the switches to the controller and could overload it. DoS attacks on unknown flows, for example, are detected and prevented by our ACL, but unfortunately also pose a risk to DoS on the controller. This is a known problem in SDN and protection mechanisms for the controller should be investigated in future work.

For targeted attacks, we assume the adversary has detailed knowledge about the vehicle and targets specific components. Herein lies the strength of our network centric security approach. Regardless of the embedding, an attacker must control a legitimate sender of a CF to be able to send it.

In our IVN, there are no flows from the online gateway to the zonal controllers, so no direct driving commands, such as the acceleration request, can be sent. In future autonomous scenarios, larger ECUs will also use online services, e.g., for detailed up-to-date maps, and thus have communication paths to the online gateway. Attacks on these valid flows, e.g. with forged information, are not prevented by our approach.

Additional mechanisms such as anomaly detection can help detecting such attacks and countermeasures could be initiated by SDN, e.g., through reconfigurations.

E. Discussion

Our evaluation shows what SDN flow control can do to protect the IVN. In general, communication is drastically limited and generic attacks on unknown flows are detected and blocked. Regardless of the embedding strategy, Ethernet ECUs such as the online gateway, are not allowed to send or receive control messages, which reduces the attack surface. This protects legacy ECUs which might have no defense mechanisms from being attacked by stronger ECUs as there is no communication allowed between such devices.

On the other hand, targeted attacks that use flows already installed in forwarding devices cannot be prevented by our access control mechanism. Hidden embeddings lead to unintended receivers of critical CFs and permit their transmission from other network participants, posing a risk to safety and security. Exposed embedding allows the network to separate all CFs, ensuring that only the original sending ZC is allowed to send the CF and that it only reaches the necessary destinations. This adds a layer of network security even in the case of a compromised gateway, but cannot prevent attacks from ECUs that are allowed to send certain CFs. Nevertheless, attacks are limited to the preinstalled and allowed flows and thus the attack surface is significantly reduced.

Our zone topology with an SDN-enforced separation of messages is also more secure than the original network architecture of our production vehicle. In a pure CAN bus architecture, the traffic on buses cannot be controlled. All ECUs connected to a domain bus can send any CF and receive all messages on the bus. A compromised ECU can attack all other ECUs in its domain. Gateways can use the CAN IDs to filter messages to be forwarded, but cannot verify the correct sender of a CF. The zone topology splits the CAN domain buses so that fewer ECUs are connected to a physical bus. The gateways can thus filter messages and less ECUs are completely unprotected. If each ECU were directly connected to the zone controller, the correct sender could be verified. Combined with separation of messages by SDN, this could offer a perfect separation of CFs and thus a robust, trustworthy communication backbone.

In all attack scenarios, the SDN controller must be well protected because it could be the target of attacks itself. In our case, the static configuration protects the safety-critical traffic in the IVN, since it cannot be changed by the controller. Future work could perform a risk analysis for attacks on the SDN controller in vehicles.

VII. CONCLUSION AND OUTLOOK

In this work, we investigated the integration of TSN with SDN for improving network security in Ethernet-based IVNs. We presented a TSSDN switching architecture that harmonizes TSN and SDN capabilities. At its core, our approach implements SDN flow control for simultaneous asynchronous and

synchronous real-time and best-effort traffic in vehicles. Time-sensitive flows can be reserved via OpenFlow, and we could show how schedules are reconfigured to add TDMA flows at runtime without sacrificing the real-time capabilities of TSN.

Targeting network-level security and isolation, we comparatively evaluated three strategies for mapping control flows into a software-defined Ethernet backbone of a real-world IVN that we transformed into a modern software-defined Ethernet topology. Our analysis revealed that network security and performance can be largely improved by exposing control flow properties in standard network header fields which are processed by forwarding devices. Embeddings that are hidden within application layer protocols lead to significant oversupply of control flows, which opens a security gap.

Future work should analyze the impact of network-wide schedule reconfiguration strategies on real-time traffic in different scenarios. A mechanism for TSN senders of scheduled traffic is needed to exchange requirements with the SDN controller and announce the start of a transmission. Additional network-level intelligence could improve in-vehicle security, as there are still unused options for further security measures based on SDN monitoring and control.

REFERENCES

- [1] K. Matheus and T. Königseder, *Automotive Ethernet*. Cambridge, United Kingdom: Cambridge University Press, Jan. 2015.
- [2] S. Brunner, J. Roder, M. Kucera, and T. Waas, "Automotive E/E-architecture enhancements by usage of ethernet TSN," in *2017 13th Workshop on Intelligent Solutions in Embedded Systems (WISES)*. IEEE, 2017, pp. 9–13.
- [3] IEEE 802.1 Working Group, "IEEE Standard for Local and Metropolitan Area Network—Bridges and Bridged Networks," Standard IEEE 802.1Q-2018 (Revision of IEEE Std 802.1Q-2014), Jul. 2018.
- [4] N. McKeown, T. Anderson, H. Balakrishnan, G. Parulkar, L. Peterson, S. Rexford, S. Shenker, and J. Turner, "OpenFlow: Enabling Innovation in Campus Networks," *ACM SIGCOMM Computer Communication Review*, vol. 38, no. 2, pp. 69–74, 2008.
- [5] K. Halba, C. Mahmoudi, and E. Griffor, "Robust Safety for Autonomous Vehicles through Reconfigurable Networking," in *Proceedings of the 2nd International Workshop on Safe Control of Autonomous Vehicles*, ser. Electronic Proceedings in Theoretical Computer Science, vol. 269. Open Publishing Association, 2018, pp. 48–58.
- [6] T. Häckel, P. Meyer, F. Korf, and T. C. Schmidt, "Software-Defined Networks Supporting Time-Sensitive In-Vehicular Communication," in *2019 IEEE 89th Vehicular Technology Conference (VTC2019-Spring)*. IEEE, Apr. 2019, pp. 1–5.
- [7] M. Haeberle, F. Heimgaertner, H. Loehr, N. Nayak, D. Grewe, S. Schildt, and M. Menth, "Software-Defined Networking Approach," in *2020 IEEE Vehicular Networking Conference (VNC)*. IEEE, Dec. 2020, pp. 1–8.
- [8] N. G. Nayak, F. Dürr, and K. Rothermel, "Time-sensitive Software-defined Network (TSSDN) for Real-time Applications," in *Proceedings of the 24th International Conference on Real-Time Networks and Systems*, ser. RTNS '16. ACM, 2016, pp. 193–202.
- [9] P. Mundhenk, *Security for Automotive Electrical/Electronic (E/E) Architectures*. Göttingen: Cuvillier, Aug. 2017.
- [10] C. Miller and C. Valasek, "Remote Exploitation of an Unaltered Passenger Vehicle," *Black Hat USA*, vol. 2015, p. 91, 2015.
- [11] S. Shin, L. Xu, S. Hong, and G. Gu, "Enhancing Network Security through Software Defined Networking (SDN)," in *2016 25th Int. Conf. on Computer Communication and Networks (ICCCN)*. IEEE, Aug. 2016.
- [12] O. Yurekten and M. Demirci, "SDN-based cyber defense: A survey," *Future Gen. Computer Systems*, vol. 115, pp. 126–149, Feb. 2021.
- [13] T. Häckel, A. Schmidt, P. Meyer, F. Korf, and T. C. Schmidt, "Strategies for Integrating Controls Flows in Software-Defined In-Vehicle Networks and Their Impact on Network Security," in *2020 IEEE Vehicular Networking Conference (VNC)*. IEEE, Dec. 2020.
- [14] M. Dibaei, X. Zheng, K. Jiang, R. Abbas, S. Liu, Y. Zhang, Y. Xiang, and S. Yu, "Attacks and defences on intelligent connected vehicles: a survey," *Digital Communications and Networks*, vol. 6, no. 4, pp. 399–421, Nov. 2020.
- [15] AUTOSAR, "SOME/IP Protocol Specification," AUTOSAR, Tech. Rep. 696, Dec. 2017.
- [16] A. Kampmann, B. Alrifae, M. Kohout, A. Wüstenberg, T. Wopen, M. Nolte, L. Eckstein, and S. Kowalewski, "A Dynamic Service-Oriented Software Architecture for Highly Automated Vehicles," in *2019 IEEE Intelligent Transportation Systems Conference (ITSC)*. IEEE, 2019, pp. 2101–2108.
- [17] L. Lo Bello and W. Steiner, "A Perspective on IEEE Time-Sensitive Networking for Industrial Communication and Automation Systems," *Proceedings of the IEEE*, vol. 107, no. 6, pp. 1094–1120, Jun. 2019.
- [18] T. Steinbach, H.-T. Lim, F. Korf, T. C. Schmidt, D. Herrscher, and A. Wolisz, "Tomorrow's In-Car Interconnect? A Competitive Evaluation of IEEE 802.1 AVB and Time-Triggered Ethernet (AS6802)," in *2012 IEEE Vehicular Technology Conference (VTC Fall)*. IEEE, Sep. 2012.
- [19] V. Gavriluț, L. Zhao, M. L. Raagaard, and P. Pop, "AVB-Aware Routing and Scheduling of Time-Triggered Traffic for TSN," *IEEE Access*, vol. 6, pp. 75 229–75 243, Nov. 2018.
- [20] A. A. Syed, S. Ayaz, T. Leinmuller, and M. Chandra, "MIP-based Joint Scheduling and Routing with Load Balancing for TSN based In-vehicle Networks," in *2020 IEEE Vehicular Networking Conference (VNC)*. IEEE, Dec. 2020.
- [21] R. Enns, M. Björklund, J. Schoenwaelder, and A. Bierman, "Network Configuration Protocol (NETCONF)," IETF, RFC 6241, June 2011.
- [22] M. Björklund, "YANG - A Data Modeling Language for the Network Configuration Protocol (NETCONF)," IETF, RFC 6020, October 2010.
- [23] D. Kreutz, F. M. V. Ramos, P. E. Verissimo, C. E. Rothenberg, S. Azodolmolky, and S. Uhlig, "Software-Defined Networking: A Comprehensive Survey," *Proceedings of the IEEE*, vol. 103, no. 1, pp. 14–76, Jan. 2015.
- [24] Open Networking Foundation, "OpenFlow Switch Specification," ONF, Standard ONF TS-025, 2015.
- [25] D. Thiele and R. Ernst, "Formal Analysis Based Evaluation of Software Defined Networking for Time-Sensitive Ethernet," in *2016 Design, Automation Test in Europe Conference Exhibition (DATE)*. IEEE, Mar. 2016, pp. 31–36.
- [26] N. G. Nayak, F. Dürr, and K. Rothermel, "Incremental Flow Scheduling and Routing in Time-Sensitive Software-Defined Networks," *IEEE Transactions on Industrial Informatics*, vol. 14, pp. 2066–2075, 2018.
- [27] T. Gerhard, T. Kobzan, I. Blocher, and M. Hendel, "Software-defined Flow Reservation: Configuring IEEE 802.1Q Time-Sensitive Networks by the Use of Software-Defined Networking," in *2019 24th IEEE International Conference on Emerging Technologies and Factory Automation (ETFA)*. IEEE, Sep. 2019, pp. 216–223.
- [28] S. Nam, H. Kim, and S.-G. Min, "Simplified Stream Reservation Protocol over Software-Defined Networks for In-vehicle Time-Sensitive Networking," *IEEE Access*, pp. 1–12, Jun. 2021.
- [29] R. Rotermund, T. Häckel, P. Meyer, F. Korf, and T. C. Schmidt, "Requirements Analysis and Performance Evaluation of SDN Controllers for Automotive Use Cases," in *2020 IEEE Vehicular Networking Conference (VNC)*. IEEE, Dec. 2020.
- [30] S. Checkoway, D. McCoy, B. Kantor, D. Anderson, H. Shacham, S. Savage, K. Koscher, A. Czeskis, F. Roesner, and T. Kohno, "Comprehensive Experimental Analyses of Automotive Attack Surfaces," in *Proceedings of the 20th USENIX Security Symposium*, vol. 4. USENIX Association, Aug. 2011, pp. 77–92.
- [31] L. Wang, S. Jajodia, A. Singhal, P. Cheng, and S. Noel, "k-Zero Day Safety: A Network Security Metric for Measuring the Risk of Unknown Vulnerabilities," *IEEE Transactions on Dependable and Secure Computing*, vol. 11, no. 1, pp. 30–44, Jan. 2014.
- [32] A. Ruddle, D. Ward, B. Weyl, S. Idrees, Y. Roudier, M. Friedewald, T. Leimbach, A. Fuchs, S. Gürgens, O. Henniger, R. Rieke, M. Ritscher, H. Broberg, L. Aprville, R. Pacalet, and G. Pedroza, "Security Requirements For Automotive On-Board Networks Based On Dark-Side Scenarios," *Evita Deliverable 2.3*, 2009.
- [33] J.-P. Monteuis, A. Boudguiga, J. Zhang, H. Labiod, A. Servel, and P. Urien, "SARA: Security Automotive Risk Analysis Method," in *Proceedings of the 4th ACM Workshop on Cyber-Physical System Security*, ser. CPSS '18. ACM, 2018, pp. 3–14.
- [34] S. Longari, A. Cannizzo, M. Carminati, and S. Zanero, "A Secure-by-Design Framework for Automotive On-board Network Risk Analysis," in *2019 IEEE Vehicular Networking Conf. (VNC)*. IEEE, Dec. 2019.
- [35] V. L. L. Thing and J. Wu, "Autonomous Vehicle Security: A Taxonomy of Attacks and Defences," in *2016 IEEE International Conference on*

Internet of Things (iThings) and IEEE Green Computing and Communications (GreenCom) and IEEE Cyber, Physical and Social Computing (CPSCom) and IEEE Smart Data (SmartData). IEEE, Dec. 2016.

- [36] M. D. Pesé, K. Schmidt, and H. Zweck, "Hardware/Software Co-Design of an Automotive Embedded Firewall," in *SAE Technical Paper*. SAE International, Mar. 2017.
- [37] M. Rumez, A. Duda, P. Grunder, R. Kriesten, and E. Sax, "Integration of Attribute-based Access Control into Automotive Architectures," in *2019 IEEE Intelligent Vehicles Symposium (IV)*. IEEE, Jun. 2019.
- [38] S. Seifert and R. Obermaier, "Secure Automotive Gateway - Secure Communication for Future Cars," in *2014 12th IEEE International Conference on Industrial Informatics (INDIN)*, 2014, pp. 213–220.
- [39] G. K. Rajbahadur, A. J. Malton, A. Walenstein, and A. E. Hassan, "A Survey of Anomaly Detection for Connected Vehicle Cybersecurity and Safety," in *2018 IEEE Intelligent Vehicles Symp. (IV)*. IEEE, Jun. 2018.
- [40] L. Yang, A. Moubayed, I. Hamieh, and A. Shami, "Tree-Based Intelligent Intrusion Detection System in Internet of Vehicles," in *2019 IEEE Global Communications Conf. (GLOBECOM)*. IEEE, 2019, pp. 1–6.
- [41] P. Meyer, T. Häckel, F. Korf, and T. C. Schmidt, "Network Anomaly Detection in Cars based on Time-Sensitive Ingress Control," in *2020 IEEE Vehicular Tech. Conf. (VTC2020-Fall)*. IEEE, Nov. 2020, pp. 1–5.
- [42] P. Waszecki, P. Mundhenk, S. Steinhorst, M. Lukasiewicz, R. Karri, and S. Chakraborty, "Automotive electrical and electronic architecture security via distributed in-vehicle traffic monitoring," *IEEE Transactions on Computer-Aided Design of Integrated Circuits and Systems*, vol. 36, no. 11, pp. 1790–1803, Nov. 2017.
- [43] F. Langer, F. Schüppel, and L. Stahlbock, "Establishing an Automotive Cyber Defense Center," in *17th escar Europe : embedded security in cars*, 2019.
- [44] Q. Hu and F. Luo, "Review of Secure Communication Approaches for In-Vehicle Network," *International Journal of Automotive Technology*, vol. 19, no. 5, pp. 879–894, Sep. 2018.
- [45] S. Fassak, Y. E. H. E. Idrissi, N. Zahid, and M. Jedra, "A secure protocol for session keys establishment between ECUs in the CAN bus," in *2017 International Conference on Wireless Networks and Mobile Communications (WINCOM)*. IEEE, Nov. 2017.
- [46] D. Püllen, N. A. Anagnostopoulos, T. Arul, and S. Katzenbeisser, "Securing FlexRay-Based In-Vehicle Networks," *Microprocessors and Microsystems*, p. 103144, Jun. 2020.
- [47] IEEE, "IEEE Standard for Local and metropolitan area networks-Media Access Control (MAC) Security," Std. IEEE 802.1AE-2018, Dec. 2018.
- [48] M. Khodaei, H. Jin, and P. Papadimitratos, "SECMACE: Scalable and Robust Identity and Credential Management Infrastructure in Vehicular Communication Systems," *Trans. Intell. Transport. Sys.*, vol. 19, no. 5, pp. 1430–1444, May 2018.
- [49] M. Rumez, D. Grimm, R. Kriesten, and E. Sax, "An Overview of Automotive Service-Oriented Architectures and Implications for Security Countermeasures," *IEEE Access*, vol. 8, pp. 221 852–221 870, 2020.
- [50] Open Networking Foundation, "OpenFlow Management and Configuration Protocol (OF-Config 1.1.1)," Std. ONF TS-008, 2013.
- [51] L. Leonardi, L. L. Bello, and G. Patti, "Bandwidth partitioning for Time-Sensitive Networking flows in automotive communications," *IEEE Communications Letters*, pp. 1–1, 2021.
- [52] A. Kern, D. Reinhard, T. Streichert, and J. Teich, "Gateway Strategies for Embedding of Automotive CAN-Frames into Ethernet-Packets and Vice Versa," in *Architecture of Computing Systems - ARCS 2011*. Springer Berlin Heidelberg, 2011, pp. 259–270.
- [53] OpenSim Ltd., "OMNeT++ Discrete Event Simulator." [Online]. Available: <https://omnetpp.org/>
- [54] T. Häckel, P. Meyer, F. Korf, and T. C. Schmidt, "SDN4CoRE: A Simulation Model for Software-Defined Networking for Communication over Real-Time Ethernet," in *Proc. of the 6th Int. OMNeT++ Community Summit 2019*, ser. EPiC Series in Computing, M. Zongo, et al., Eds., vol. 66. EasyChair, Dec. 2019, pp. 24–31.
- [55] OpenSim Ltd., "INET Framework." [Online]. Available: <https://inet.omnetpp.org/>
- [56] D. Klein and M. Jarschel, "An OpenFlow extension for the OMNeT++ INET framework," in *Proceedings of the 6th International ICST Conference on Simulation Tools and Techniques*, ser. SimuTools '13. Brussels, BEL: ICST (Institute for Computer Sciences, Social-Informatics and Telecommunications Engineering), 2013, pp. 322–329.
- [57] P. Meyer, F. Korf, T. Steinbach, and T. C. Schmidt, "Simulation of Mixed Critical In-vehicular Networks," in *Recent Advances in Network Simulation*. Springer, 2019, pp. 317–345.
- [58] T. Steinbach, H.-T. Lim, F. Korf, T. C. Schmidt, D. Herrscher, and A. Wolisz, "Beware of the Hidden! How Cross-traffic Affects Quality

Assurances of Competing Real-time Ethernet Standards for In-Car Communication," in *2015 IEEE Conference on Local Computer Networks (LCN)*, Oct. 2015, pp. 1–9.

- [59] P. Meyer, T. Steinbach, F. Korf, and T. C. Schmidt, "Extending IEEE 802.1 AVB with Time-triggered Scheduling: A Simulation Study of the Coexistence of Synchronous and Asynchronous Traffic," in *2013 IEEE Vehicular Networking Conference (VNC)*. IEEE, Dec. 2013, pp. 47–54.



and maintains open source frameworks for the OMNeT++ simulator including the CoRE4INET and SDN4CoRE framework.

Timo Häckel received his M.Sc. degree in computer science from the Hamburg University of Applied Sciences (HAW), Hamburg, Germany, in 2018, where he is currently pursuing the Ph.D. degree with the Internet Technologies Research Group. His particular research interest is the security of time-sensitive vehicular networks, which he is exploring within the German research project SecVI – Security for Vehicular Information. Timo Häckel is also part of the Communication over Real-Time Ethernet research group at HAW Hamburg, where he develops



is exploring in-car communication security as part of the research project Security for Vehicular Information (SecVI). Philipp Meyer also develops and maintains the CoRE open-source simulation environment and frameworks for the OMNeT++ simulator.

Philipp Meyer is Ph.D. student and research assistant in the Communication over Real-Time Ethernet (CoRE) Research Group at the Hamburg University of Applied Sciences (HAW), Hamburg, Germany. As part of the CoRE Research Group, he started 2012 with researching on real-time Ethernet technologies and their security. He received his B.Sc. (2013) and M.Sc. (2018) in computer science in this context. Furthermore, he pursued his interests as part of the research projects Realtime Ethernet Backbone for Cars (RECBAR) and X-Check. Currently, he



and development projects in the areas of real-time Ethernet architectures and embedded systems.

Franz Korf is professor of Embedded Systems at Hamburg University of Applied Sciences (HAW), where he heads the Communication over Real-Time Ethernet research group. He studied computer science at RWTH Aachen University. At the chair of W. Damm at the University of Oldenburg, he received his doctorate in the field of system-level synthesis tools. Before joining HAW Hamburg in 2004, he headed the OEM development of server systems at Fujitsu Siemens Computers. At HAW Hamburg, Franz was responsible for various research



investigator in a number of EU, nationally funded, and industrial projects as well as visiting professor at the University of Reading, U.K.. His continued interests lie in the development, measurement, and analysis of large-scale distributed systems like the Internet. He serves as co-editor and technical expert in many occasions and is actively involved in the work of IETF and IRTF. Together with his group he pioneered work on an information-centric Industrial IoT and the emerging data-centric Web of Things. Thomas is a co-founder of several large open source projects and coordinator of the community developing the RIOT operating system - the friendly OS for the Internet of Things.

Thomas C. Schmidt is professor of Computer Networks and Internet Technologies at Hamburg University of Applied Sciences (HAW), where he heads the Internet Technologies research group (iNET). Prior to moving to Hamburg, he was director of a scientific computer centre in Berlin. He studied mathematics, physics and German literature at Freie Universität Berlin and University of Maryland, and received his Ph.D. from FU Berlin in 1993. Since then he has continuously conducted numerous national and international research projects. He was the principal