

Cosmology of Supercooled Universe

Kiyoharu Kawana*

** Center for Theoretical Physics, Department of Physics and Astronomy,
Seoul National University, Seoul 08826, Korea*

January 4, 2022

Abstract

First-order phase transitions (FOPTs) are ubiquitous in physics beyond the Standard Model (SM). Recently, models with no dimensionful parameters in the tree-level action have been attracting much attention because they can predict a very strong FOPT with ultra-supercooling. In this paper, we study the cosmological signatures of such a supercooling model. As a concrete model, we consider the SM with two additional real scalars ϕ and S , which can realize the electroweak symmetry breaking via Coleman-Weinberg mechanism. One of the additional scalars S can naturally become a Dark Matter (DM) candidate due to the Z_2 symmetry of the action. We study the FOPT of this model and calculate the Gravitational Wave (GW) signals and the thermal relic abundance of S . As a result, we find that (i) the GW peak amplitude can reach $\sim 10^{-10}$ around the frequency $f \sim 10^{-3}$ Hz for some model parameters and (ii) the scalar mixing coupling $\lambda_{\phi S}$ is constrained to be $0.8 \lesssim \lambda_{\phi S} \lesssim 1$ in order to achieve both FOPT and DM relic abundance.

*E-mail: kawana@snu.ac.kr

1 Introduction

Observational cosmology has rapidly progressed in the last two decades, and it is now possible to explore new physics by various observations of the Universe. For example, the precise measurements of the cosmic microwave background (CMB) [1, 2] have revealed the magnitude of density fluctuations on large scales and the thermal history of the Universe after the recombination epoch. These observations place strong constraints on various inflation models [3], and it is noteworthy that a few simple inflation models with polynomial potentials are already ruled out by the CMB observations, which indicates the necessity to consider more nontrivial inflaton potentials. Here, we should mention that inflation models in which the Standard Model (SM) Higgs plays a role of an inflaton are still viable and have been attracting much attention due to their phenomenological richness [4, 5, 6, 7, 8, 9, 10, 11].

Gravitational Wave (GW) astronomy [12, 13, 14] has recently become one of the most popular fields because of the possibilities of probing very early Universe physics beyond the CMB era. GW observations of compact binaries [15, 16, 17] and the stochastic background [18, 19, 20, 21, 22, 23] can test new physics models and gravity theories. In particular, the stochastic GWs from first-order phase transitions (FOPTs) have been actively studied in recent years because many new physics models predict them at the early Universe. Unfortunately, the electroweak (EW) phase transition in the pure SM is second-order [24, 25, 26], although this motivates the study of FOPTs and GWs in the context of new physics models.

Among various extended models, models with no dimensionful couplings in the tree-level action have been attracting much attention recently [27, 28, 29, 30, 31, 32, 33, 34, 35, 36, 37, 38, 39, 40, 41, 42] because they can naturally realize the Coleman-Weinberg (CW) mechanism and predict a very strong FOPT with ultra-supercooling [43, 44, 45]. In this case, the resultant GW signals are largely enhanced, and they can be detected by future detectors such as LISA [46, 47, 48], BBO [49], DECIGO [50, 51], Ultimate-DECIGO [52, 53], SKA [54, 55, 56] and so on.

In this paper, we study cosmological signatures of such a classical conformal model. As a concrete model, we consider the most economical model studied in Refs. [57, 58], which can simultaneously explain the EW scale and Dark Matter (DM).¹ This model has two additional real singlet scalars ϕ and S , which is a minimum setup to realize the CW mechanism as well as the classical conformal B - L model [31, 32, 34, 43]. From the assumption of the classical conformality, this model can realize the FOPT with ultra-supercooling and predict strong GW signals whose peak amplitude can become as large as $\sim 10^{-10}$ at around the frequency $\sim 10^{-3}$ Hz. For simplicity, we focus on the parameter region where only ϕ (and the SM Higgs) acquires the vacuum expectation value (vev) by the CW mechanism. In this case, S can naturally become a DM candidate via usual freeze-out mechanism because its decay to SM particles is protected by the existence of Z_2 symmetry $S \rightarrow -S$. However, the existence of a strong FOPT changes this picture dramatically [60, 61]. Because of the huge mass gap between the false and true vacua, only a few particles with sufficient kinetic energies can penetrate the bubble walls and survive the FOPT. Correspondingly, the predictions of the thermal relic abundance of S are modified significantly,

¹In Ref. [59], we have also studied the critical Higgs inflation by introducing heavy right-handed neutrinos.

and we find that only the small parameter region $0.8 \lesssim \lambda_{\phi S} \lesssim 1$ is allowed for the coexistence between FOPT and DM abundance. Here, $\lambda_{\phi S}$ denotes the mixing coupling between ϕ and S . When $\lambda_{\phi S} \gtrsim 1$, the relic abundance of S is typically overproduced even though a strong FOPT with ultra-supercooling is realized. On the other hand, when $\lambda_{\phi S} \lesssim 0.8$, it becomes difficult to complete the FOPT because the bubble nucleation rate is too small. We summarize these results in the lower panel of Fig. 6.

The organization of this paper is as follows. In Section 2, we briefly review the model introduced in Refs. [57, 58]. In Section 3, we study the FOPT of the model. In particular, our main focus is the calculations of the nucleation and percolation temperatures. In Section 4, we calculate the GW signals based on the fitting results in Ref. [47]. In Section 5, we discuss the impacts of the strong FOPT on the relic abundance of S . Conclusions are given in Section 6.

2 Model

In this section, we briefly review the model introduced in Refs. [57, 58, 59]. We start from the following classically conformal action:

$$\begin{aligned} \mathcal{L} = \mathcal{L}_{\text{SM}} - \frac{1}{2}(\partial_\mu \phi)^2 - \frac{1}{2}(\partial_\mu S)^2 - \lambda_H(H^\dagger H)^2 - \frac{\lambda_\phi}{4!}\phi^4 - \frac{\lambda_{\phi S}}{4}\phi^2 S^2 - \frac{\lambda_S}{4!}S^4 + \frac{\lambda_{\phi H}}{2}\phi^2(H^\dagger H) \\ - \frac{\lambda_{SH}}{2}S^2(H^\dagger H) , \end{aligned} \quad (1)$$

where ϕ and S are real scalars and \mathcal{L}_{SM} is the SM Lagrangian without the Higgs potential. As we will see below, the mixing coupling $\lambda_{\phi H}$ is found to be very small for the successful realization of the electroweak symmetry breaking (EWSB), which justifies the neglect of the one-loop contribution of H to the effective potential of ϕ . As usual, we can choose the renormalization scale μ at $\mu = M_{\text{CW}}$ where λ_ϕ vanishes. As a result, all the coupling constants in Eq. (1) are evaluated at $\mu = M_{\text{CW}}$ in the following discussion. The one-loop effective potential of ϕ at zero temperature in the $\overline{\text{MS}}$ scheme is

$$V_\phi^0(\phi) = \frac{m_S^4(\phi)}{64\pi^2} \log \left(\frac{m_S^2(\phi)}{M_{\text{CW}}^2 e^{3/2}} \right) + \epsilon , \quad m_S^2(\phi) = \frac{\lambda_{\phi S}}{2}\phi^2 , \quad (2)$$

where ϵ is a vacuum energy constant, which has to be appropriately chosen in order to forbid the inflationary expansion at the present Universe. The above potential has a minimum at $m_S^2(v_\phi) = M_{\text{CW}}^2 e$, and we can eliminate M_{CW} by using this relation as

$$V_\phi^0(\phi) = \frac{m_S^4(\phi)}{64\pi^2} \log \left(\frac{m_S^2(\phi)}{m_S^2(v_\phi) e^{1/2}} \right) + \epsilon = \frac{m_S^4(\phi)}{64\pi^2} \log \left(\frac{\phi^2}{v_\phi^2 e^{1/2}} \right) + \epsilon , \quad (3)$$

which is the well known form of the CW potential [62, 63]. The mass of ϕ at the true vacuum is

$$m_\phi^2 = \left. \frac{d^2 V_\phi^0}{d\phi^2} \right|_{\phi=v_\phi} = \frac{\lambda_{\phi S}}{16\pi^2} m_S^2(v_\phi) . \quad (4)$$

The vacuum energy constant ϵ is fixed to be

$$\epsilon = \frac{m_S^4(v_\phi)}{128\pi^2} . \quad (5)$$

In the following, we represents the Hubble scale determined by ϵ as

$$H_\epsilon = \left(\frac{\epsilon}{3M_{\text{Pl}}^2} \right)^{1/2} . \quad (6)$$

The corresponding temperature at which the radiation energy becomes equal to ϵ is given by

$$T_\epsilon = \left(\frac{30\epsilon}{\pi^2 g_\epsilon} \right)^{1/4} = \frac{15^{1/4}}{2^{3/2} g_\epsilon^{1/4}} \frac{m_S(v_\phi)}{\pi} = 0.07 \times \left(\frac{100}{g_\epsilon} \right)^{1/4} m_S(v_\phi) , \quad (7)$$

where g_ϵ is the effective number of degrees of freedom (dof) at this moment.

The CW mechanism of ϕ triggers the EW symmetry breaking via $\phi^2(H^\dagger H)$ term as

$$\frac{v}{v_\phi} = \sqrt{\frac{\lambda_{\phi H}}{2\lambda_H}} , \quad (8)$$

where $v \simeq 246$ GeV. This relation shows that $\lambda_{\phi H}$ is quite small as long as $v_\phi \gtrsim 1$ TeV.

In this model, the thermal relic abundance of S can account for the whole DM abundance when the following relation is satisfied [58]:

$$4\lambda_{SH}^2 + \lambda_{\phi S}^2 = \left(\frac{m_S}{m_{\text{th}}} \right)^2 , \quad m_{\text{th}} = 1590 \pm 40 \text{ GeV} , \quad (9)$$

where m_S is the mass of S :

$$m_S^2 = \frac{\lambda_{SH}}{2} v^2 + \frac{\lambda_{\phi S}}{2} v_\phi^2 . \quad (10)$$

The above relation provides a contour of v_ϕ in the m_S vs λ_{SH} plane. However, the relic abundance of S is drastically modified when the Universe experiences an ultra-supercooling epoch. We will discuss it in Section 5.

3 FOPT with Ultra-Supercooling

In this section, we study the FOPT in the model introduced in the previous section. Thanks to the assumption of the classical conformality, the effective mass of ϕ around the origin is always positive at finite temperatures, which guarantees the existence of the potential barrier even at $T \ll T_c$, where T_c is the critical temperature. As a result, the Universe experiences an ultra-supercooling epoch, and very strong GWs can be produced. In subsection 3.1, we will discuss the finite temperature effective potential of ϕ . Then, we will study the nucleation and percolation in subsection 3.2.

3.1 One-loop finite temperature potential

The dynamics of FOPT is determined by the effective potential at finite temperatures. In general, the one-loop finite temperature corrections are

$$V_T^{\text{1loop}}(\phi) = \sum_i \frac{g_i T^4}{2\pi^2} \int_0^\infty dx x^2 \log \left(1 - e^{-\sqrt{(m_i(\phi)/T)^2 + x^2}} \right) - \sum_j \frac{f_j T^4}{2\pi^2} \int_0^\infty dx x^2 \log \left(1 + e^{-\sqrt{(m_j(\phi)/T)^2 + x^2}} \right) \quad (11)$$

$$= \frac{T^4}{2\pi^2} \left[\sum_i g_i I_B((m_i(\phi)/T)^2) - \sum_j f_j I_F((m_j(\phi)/T)^2) \right], \quad (12)$$

where g_i (f_i) represents the effective number of dof of boson (fermion) species i . In the present model, H and S contribute to the one-loop effective potential of ϕ . However, the contribution by H is negligible because the mixing coupling $\lambda_{\phi H}$ is small for $v_\phi \gtrsim 1$ TeV. Thus, only the contribution by S is dominant:

$$V_{\text{eff}}(\phi, T) = V_\phi^0(\phi) + \frac{T^4}{2\pi^2} \int_0^\infty dx x^2 \log \left(1 - e^{-\sqrt{(m_S(\phi)/T)^2 + x^2}} \right). \quad (13)$$

At high temperatures, the perturbative calculations can break down, and it is necessary to sum up all the relevant diagrams [64, 65]. The so-called daisy resummation in the Parwani scheme [66] gives

$$V_{\text{eff}}^{\text{daisy}}(\phi, T) = V_\phi^0(\phi) + \frac{T^4}{2\pi^2} \int_0^\infty dx x^2 \log \left(1 - e^{-\sqrt{(m_S^{\text{daisy}}(\phi, T)/T)^2 + x^2}} \right), \quad (14)$$

where

$$m_S^{\text{daisy}}(\phi, T)^2 = m_S^2(\phi) + \frac{\lambda_{\phi S} T^2}{2} I \left(m_S^2(\phi)/T^2 + \frac{\lambda_{\phi S}}{24} \right), \quad (15)$$

$$I(\alpha) = \frac{1}{\pi^2} \frac{\partial}{\partial \alpha} I_B(\alpha) = \frac{1}{12} - \frac{\alpha^{1/2}}{4\pi} + \cdots. \quad (16)$$

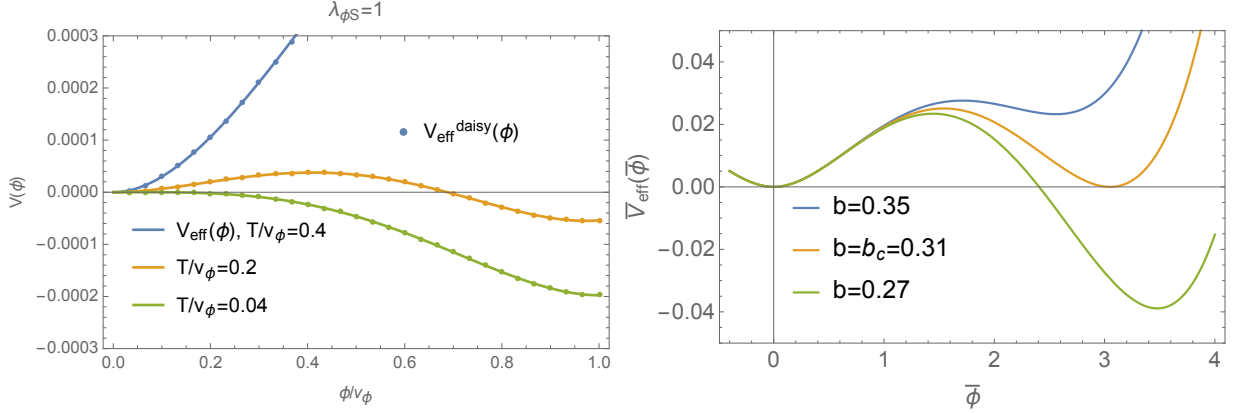


Figure 1: Left: Comparison between $V_{\text{eff}}(\phi, T)$ (lines) and $V_{\text{eff}}^{\text{daisy}}(\phi, T)$ (points). Right: The normalized effective potential $\bar{V}_{\text{eff}}(\bar{\phi}, b)$.

In the supercooling case, however, the effect of the daisy resummation is less important because the phase transition occurs well below the critical temperature. One can actually confirm this in the left panel in Fig. 1 where $V_{\text{eff}}(\phi, T)$ (lines) and $V_{\text{eff}}^{\text{daisy}}(\phi, T)$ (points) are plotted for different values of T . The difference between $V_{\text{eff}}(\phi)$ and $V_{\text{eff}}^{\text{daisy}}(\phi)$ is less than 1% even when $T/v_\phi = 0.4$. Thus, we will simply study the FOPT based on $V_{\text{eff}}(\phi, T)$ in the following discussion.

It is convenient to introduce the normalized field $\bar{\phi}$ and the coordinate ρ as follows:

$$\bar{\phi} = m_S(\phi)/T, \quad r = \frac{\sqrt{2}\rho}{\lambda_{\phi S}^{1/2}T}. \quad (17)$$

The $\mathcal{O}(3)$ symmetric (bounce) action can be written as

$$S = \frac{2^{7/2}\pi}{\lambda_{\phi S}^{3/2}} \int_0^\infty d\rho \rho^2 \left[\frac{1}{2} \left(\frac{d\bar{\phi}}{d\rho} \right)^2 + \bar{V}_{\text{eff}}(\bar{\phi}, b) - \bar{V}_{\text{eff}}(0, b) \right] := \frac{2^{7/2}\pi}{\lambda_{\phi S}^{3/2}} f(b), \quad (18)$$

where

$$\bar{V}_{\text{eff}}(\bar{\phi}, b) = \frac{\bar{\phi}^4}{64\pi^2} \log \left(b^2 \frac{\bar{\phi}^2}{e^{1/2}} \right) + \frac{1}{2\pi^2} \int_0^\infty dx x^2 \log \left(1 - e^{-\sqrt{\bar{\phi}^2 + x^2}} \right), \quad b = \frac{T}{m_S(v_\phi)}. \quad (19)$$

One can see that the parameter dependence of the action appears only through b except for the overall normalization. In the following, the true vev of $\bar{V}_{\text{eff}}(\bar{\phi}, b)$ is denoted by $\bar{v}_\phi(b)$. Then, the critical value of b is defined by

$$\bar{V}_{\text{eff}}(0, b_c) = \bar{V}_{\text{eff}}(\bar{v}_\phi(b), b), \quad (20)$$

and it is numerically found to be

$$b_c = 0.31 \quad \Leftrightarrow \quad T_c = 0.31 m_S(v_\phi) . \quad (21)$$

See the right panel in Fig. 1 for examples, where we plot $\bar{V}_{\text{eff}}(\bar{\phi}, b)$ for different values of b . Eq. (21) allows us to rewrite b as $b = b_c \times T/T_c$, which implies that $f(b)$ is a mere function of T/T_c . In addition, note that the orders of magnitude of T_ϵ Eq. (7) and T_c are not much different in the present model, which physically means that the Universe undergoes de-Sitter expansion soon after the critical temperature.

3.2 Nucleation and Percolation

The bubble nucleation rate per unit time per unit volume is give by

$$\Gamma(T) \sim T^4 \exp\left(-\frac{S_3(T)}{T}\right) , \quad (22)$$

where $S_3(T)/T$ is the $\mathcal{O}(3)$ symmetric bounce action Eq. (18) determined by the following EOM:

$$\frac{d^2 \bar{\phi}}{d\rho^2} + \frac{2}{\rho} \frac{d\bar{\phi}}{d\rho} = \frac{\partial \bar{V}_{\text{eff}}}{\partial \bar{\phi}} , \quad \bar{\phi}(\infty) = 0 , \quad \left. \frac{d\bar{\phi}}{d\rho} \right|_{\rho=0} = 0 . \quad (23)$$

The probability of finding a point still in the false vacuum is given by $p(T) = e^{-I(T)}$ where

$$I(T) = \int_{t_c}^t dt' \Gamma(t') a(t')^3 \times \frac{4\pi}{3} R(t, t')^3 , \quad R(t, t') = v_w \int_{t'}^t \frac{ds}{a(s)} , \quad (24)$$

and v_w is the bubble wall velocity. Calculation of v_w is one of the challenging issues in the field of phase transitions, and bubble walls are likely to run away i.e. $v_w \rightarrow 1$ when a FOPT is extremely strong [67, 68]. In this section, we simply choose $v_w = 1$ to discuss the percolation of the present model. As usual, the nucleation and percolation temperatures are defined by

$$\Gamma(T_n) = H(T_n)^4 , \quad I(T_p) = 1 , \quad (25)$$

respectively, where $H(T)$ is the Hubble scale at finite temperatures.

During the de-Sitter expansion $a(t) = a(t_0) e^{H_\epsilon(t-t_0)}$, $R(t, t')$ becomes

$$R(t, t') = v_w \int_{t'}^t \frac{ds}{a(s)} = -\frac{v_w}{H_\epsilon} \left(\frac{1}{a(t)} - \frac{1}{a(t')} \right) , \quad (26)$$

where H_ϵ is defined in Eq. (6). By using $dT/dt = -H_\epsilon T$, we obtain

$$\begin{aligned} I(T) &= \frac{4\pi v_w^3}{3H_\epsilon^4} \int_T^{T_c} \frac{dT'}{T'} \Gamma(T') \left(1 - \frac{T}{T'}\right)^3 \\ &= \frac{4\pi v_w^3}{3H_\epsilon^4} \int_x^1 \frac{dx'}{x'} \Gamma(x') \left(1 - \frac{x}{x'}\right)^3 , \end{aligned} \quad (27)$$

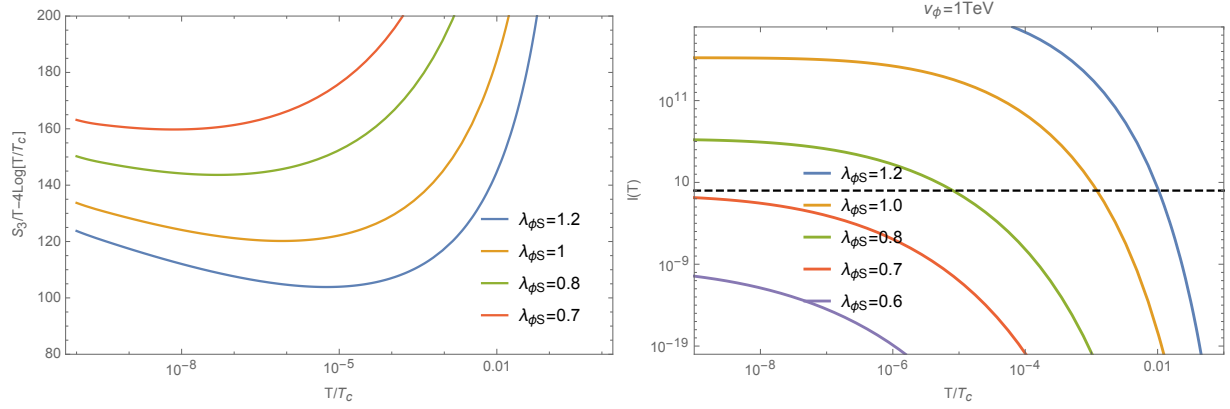


Figure 2: Left (Right): Plots of $S_3/T - 4\log(T/T_c)$ ($I(T)$) as a function of T/T_c .

where $x = T/T_c$. In Fig. 2, we show $S_3(T)/T$ (left) and $I(T)$ (right) for $v_\phi = 1$ TeV, where the different colors correspond to the different values of λ_{ϕ_S} . One can see that $I(T)$ is quite sensitive to λ_{ϕ_S} because $\Gamma(T)$ exponentially depends on $S_3(T)/T$. This sharp parameter dependence of $I(T)$ is then reflected in the sharp parameter dependence of T_n and T_p .

In Fig. 3, we show the contours of T_n (left) and T_p (right) in the v_ϕ - λ_{ϕ_S} plane. Here, the gray region is the parameter region where the percolation condition $I(T_p) = 1$ can not be satisfied, and the blue region is theoretically excluded by the perturbativity (i.e. the existence of Landau pole below the Planck scale). The orange region corresponds to the parameter region where $T_p \leq T_{\text{QCD}} \sim 150$ MeV, which implies that the QCD phase transition occurs during the FOPT. We can actually see the sharp parameter dependences of these temperatures, and they are typically much lower than the critical temperature $T_c \sim m_S(v_\phi) \sim v_\phi$.

We should comment on the completion criterion of a FOPT with supercooling. Even if the percolation criterion $I(T_p) = 1$ is satisfied, this does not necessary mean the completion of a FOPT because false vacuum regions can continue to expand exponentially even after T_p . In other words, the physical volume of the false vacuum regions $V_{\text{false}} \propto a^3(t)e^{-I(t)}$ must decrease at around $T = T_p$ [69, 70, 68]. This condition is equivalent to

$$\frac{1}{V_{\text{false}}} \frac{dV_{\text{false}}}{dt} = 3H(T) - \frac{dI(t)}{dt} = H(T) \left(3 + T \frac{dI(T)}{dT} \right) < 0. \quad (28)$$

We numerically checked that the above condition is always satisfied in the present model at $T = T_p$.

3.3 EWSB triggered by QCD phase transition

Thermal histories of the Universe that undergoes an ultra-supercooling epoch are distinguished by whether T_p becomes smaller or larger than the QCD temperature $T_{\text{QCD}} \sim 150$ MeV [71, 43, 72].

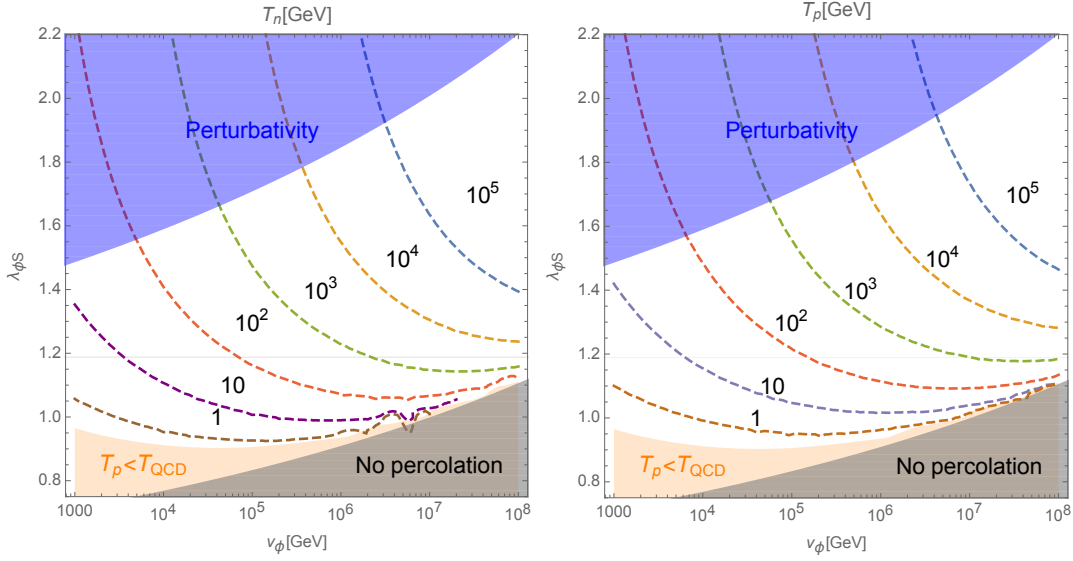


Figure 3: Left (Right): Contours of nucleation (percolation) temperature T_n (T_p) in the v_ϕ - $\lambda_{\phi S}$ plane.

- $T_p \gtrsim T_{\text{QCD}}$

In this case, the FOPT is completed before the QCD phase transition. In our model, most of the parameter regions belong to this case as one can see from Fig. 3. One of the observational signals is the productions of strong GWs, and we will study it in the next section. After the FOPT, there is a reheating era by the oscillations of ϕ , which plays a very important role to determine the GW signals and the DM abundance below.

- $T_p \lesssim T_{\text{QCD}}$

In this case, the QCD phase transition occurs before the completion of percolation. At $T = T_{\text{QCD}}$, chiral condensation occurs [73] and the Higgs potential acquires the linear term via the top Yukawa coupling as

$$-\frac{y_t}{\sqrt{2}} \langle \bar{t}t \rangle h \sim -\frac{y_t}{\sqrt{2}} \Lambda_{\text{QCD}}^3 h. \quad (29)$$

Then, the minimum of the Higgs potential is shifted to

$$\langle h \rangle = v_{\text{QCD}} \sim (y_t \langle \bar{t}t \rangle / (\sqrt{2} \lambda_H))^{1/3} \sim \Lambda_{\text{QCD}}. \quad (30)$$

The history of the Universe after $T = T_{\text{QCD}}$ is controlled by the ϕ potential around the origin. By

using the high temperature expansion, it is given by

$$\frac{T^2 m_S^2(\phi)}{24} - \frac{\lambda_{\phi H}}{4} v_{\text{QCD}}^2 \phi^2 = \frac{m_S^2(v_\phi)}{24 v_\phi^2} \left(T^2 - 6 \left(\frac{m_H}{m_S(v_\phi)} \right)^2 v_{\text{QCD}}^2 \right) \phi^2, \quad (31)$$

where $m_H = \sqrt{2\lambda_H} \times v = 125$ GeV is the Higgs mass. When $m_S(v_\phi) \gtrsim \sqrt{6}m_H$, the coefficient is positive at $T = T_{\text{QCD}}$, which means that ϕ continues to be trapped in the false vacuum until $T = T_p$ or

$$T_{\text{end}} = \sqrt{6} \frac{m_H}{m_S(v_\phi)} v_{\text{QCD}}, \quad (32)$$

at which the coefficient of quadratic term of ϕ becomes negative. During such a trapping, the Universe continues to expand exponentially, and everything is diluted. Such a dilution after the QCD phase transition has a lot of implications in particle cosmology. See [74, 75] for examples. On the other hand, when $m_S(v_\phi) \lesssim \sqrt{6}m_H$, the scalar fields start to roll down the potential right after $T = T_{\text{QCD}}$, which implies that the phase transition becomes second-order in this case.

In the following sections, we will focus on the parameter region where $T_p > T_{\text{QCD}}$, and discuss cosmological signatures of the ultra-supercooled Universe.

4 Gravitational Wave Signals

In this section, we study the GW signals produced by the FOPT. Because the GW energy spectrum $\Omega_{\text{GW}}(f)$ is a function of various parameters of a FOPT, we first clarify their definitions and how they are calculated in subsection 4.1. Then, we calculate the GW signals in the present model based on the fitting results in Ref. [47]. Note that, unlike moderate FOPTs, dilution effects by the reheating become very important in ultra-supercooling case.

4.1 Various parameters

The GW energy spectrum $\Omega_{\text{GW}}(f)$ produced by a FOPT is a function of various parameters [47, 48]: phase transition strength parameters α and β , wall velocity v_w , and energy efficiency factors κ_ϕ, κ_v . First, α is the ratio between the latent heat energy and the radiation energy:

$$\alpha = \left[\Delta V_{\text{eff}}(T) + T \frac{\partial \Delta V_{\text{eff}}(T)}{\partial T} \right] / \rho_R(T), \quad (33)$$

where

$$\Delta V_{\text{eff}}(T) = V_{\text{eff}}(\phi_{\text{false}}, T) - V_{\text{eff}}(\phi_{\text{true}}, T). \quad (34)$$

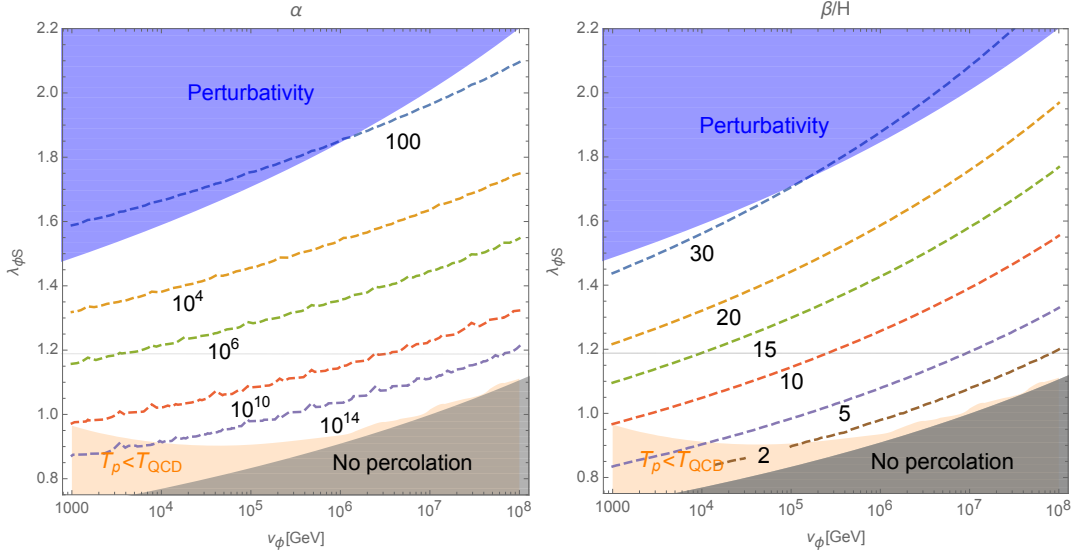


Figure 4: Contours of α (left) and β (right) in the v_ϕ - $\lambda_{\phi S}$ plane.

In general, the strength of a FOPT is measured by α , and ultra-supercooling corresponds to $\alpha > 1$ [68]. The other strength parameter is defined by

$$\beta = -H(T)T \frac{\partial \ln \Gamma(T)}{\partial T}, \quad (35)$$

which determines the duration of the FOPT and the characteristic frequency of the GWs. In general, these parameters are functions of T , which gives rise to the T dependence of the GW wave spectrum. In this paper, we evaluate (α, β) at $T = T_p$, as is commonly accepted in many literatures [47, 45, 48]. Note that the nucleation temperature T_n is also frequently used as the temperature at which GWs are supposed to be produced, but both choices give qualitatively the same results as long as a FOPT is mild, $\alpha \ll 1$, $\beta/H \sim 100$. On the other hand, significant differences can arise in ultra-supercooling case because of the large hierarchy between T_n and T_p [68, 45, 76]. In Fig. 4, we show the contours of α (left) and β/H (right) in the v_ϕ - $\lambda_{\phi S}$ plane in the present model. One can see that our model typically predicts ultra-supercooling $\alpha \gg 1$, $\beta/H = \mathcal{O}(1 \sim 30)$, and α can even reach $\mathcal{O}(10^{14})$ for $\lambda_{\phi S} \sim 1$.

In principle, the wall velocity v_w (or corresponding Lorentz factor $\gamma = (1 - v_w^2)^{-1/2}$) is determined by the balancing condition between the vacuum energy pressure and the friction pressure [77]. In this paper, we simply take the Jouguet detonation [78]

$$v_w = \frac{\sqrt{\alpha(2 + 3\alpha)} + 1}{\sqrt{3}(1 + \alpha)} \quad (36)$$

as a bench-mark and leave more detailed study for future investigation. As for the efficiency factors, we rely on the following runaway picture [47]. As α is increased, the terminal velocity quickly increases and finally becomes the speed of light at some point $\alpha = \alpha_\infty$, which is given by [67]

$$\alpha_\infty \simeq \frac{30}{24\pi^2} \frac{\sum_i c_i \Delta m_i^2}{g(T)T^2} . \quad (37)$$

Here, the sum runs over all particle species i that are light in the false vacuum and become heavy in the true vacuum, Δm_i^2 is the difference of their squared masses, $g(T)$ is the total effective number of dof at T , and c_i is equal to $(1/2)g_i$ for boson (fermion) with g_i the effective number of dof. For $\alpha > \alpha_\infty$, the fluid profile no longer changes and the surplus energy is transferred to the motion of bubble walls, and its energy fraction is represented by

$$\kappa_\phi = 1 - \frac{\alpha_\infty}{\alpha} . \quad (38)$$

Then, the efficiency factor κ_v , which is defined by the ratio of the bulk kinetic energy over the vacuum energy, is given by [47]

$$\kappa_v = \frac{\alpha_\infty}{\alpha} \frac{\alpha_\infty}{0.73 + 0.083\sqrt{\alpha_\infty} + \alpha_\infty} \quad (\text{runaway}) . \quad (39)$$

In the present ultra-supercooling case, Eq. (39) typically becomes

$$\kappa_v \sim \frac{\alpha_\infty}{\alpha} \propto \frac{v_\phi^2 T^2}{\epsilon} \ll 1 , \quad (40)$$

which shows that the contributions from the bulk kinetic motion are negligible. As a result, the main contribution to the GW spectrum is the collisions of bubble walls in ultra-supercooling case.

4.2 Gravitational wave spectrum

As we have discussed above, the main contribution to the GW spectrum is the collisions of bubble walls. In this paper, we use the numerical fitting results [47]

$$h^2 \Omega_{\text{env}}(f) = 1.67 \times 10^{-5} \left(\frac{H(T_p)}{\beta} \right)^2 \left(\frac{\kappa_\phi \alpha}{1 + \alpha} \right)^2 \left(\frac{100}{g_*} \right)^{1/3} \left(\frac{0.11 v_w^3}{0.42 + v_w^2} \right) S_{\text{env}}(f) , \quad (41)$$

where

$$S_{\text{env}}(f) = \frac{3.8(f/f_{\text{env}}^{\text{peak}})^{2.8}}{1 + 2.8(f/f_{\text{env}}^{\text{peak}})^{3.8}} . \quad (42)$$

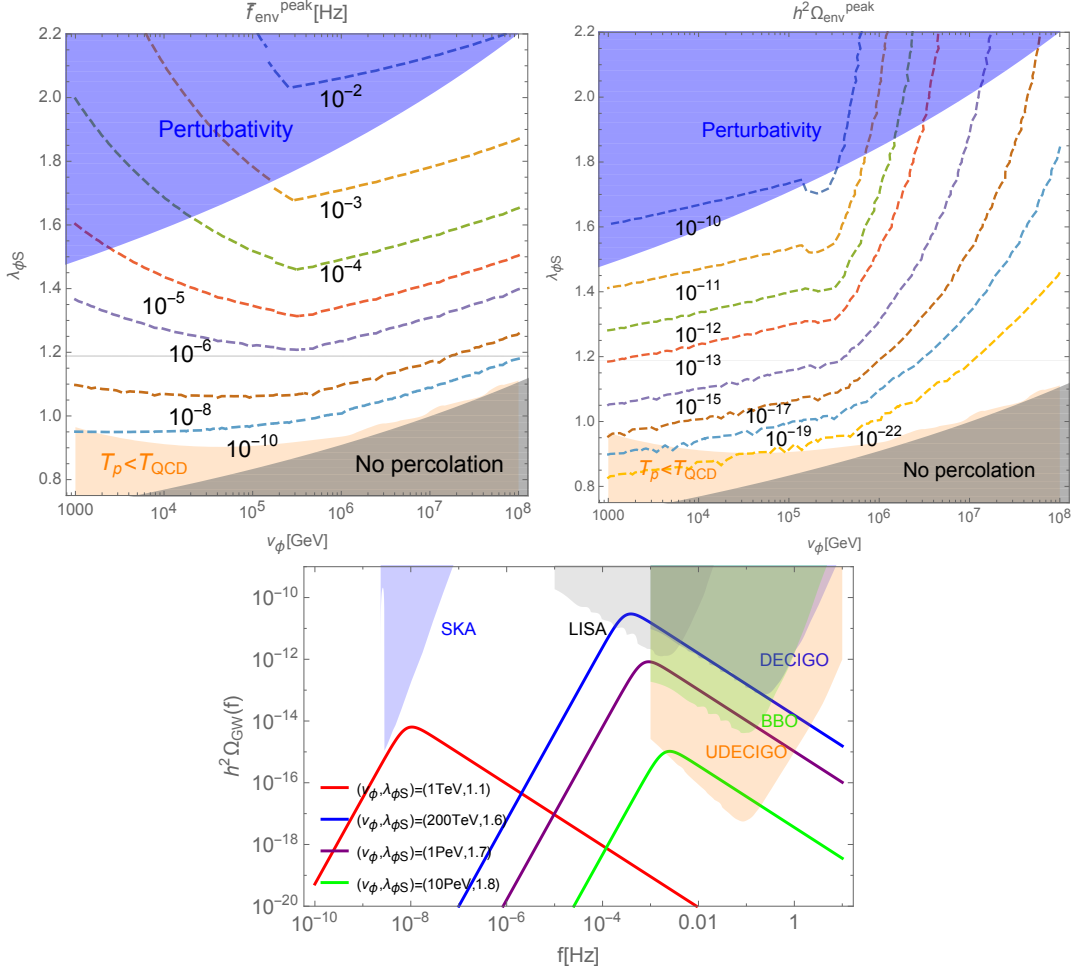


Figure 5: Upper: Contours of $f_{\text{env}}^{\text{peak}}$ (left) and $h^2 \Omega_{\text{env}}^{\text{peak}}$ (right) in the v_ϕ - $\lambda_{\phi S}$ plane. Lower: Plots of GW energy spectra and detector sensitivities.

Here, g_* is the effective number of dof at $T = T_p$. The peak frequency $f_{\text{env}}^{\text{peak}}$ is also numerically given by [47]

$$f_{\text{env}}^{\text{peak}} = 1.65 \times 10^{-5} \text{ Hz} \left(\frac{0.62}{1.8 - 0.1 v_w + v_w^2} \right) \left(\frac{\beta}{H(T_p)} \right) \left(\frac{T_p}{100 \text{ GeV}} \right) \left(\frac{g_*}{100} \right)^{1/6}. \quad (43)$$

Note that the above results are based on the assumption that there is no additional entropy productions after $T = T_p$. In the present model, we have to take the reheating era after the FOPT into account. By considering such effects, the GW spectrum and the peak frequency at the present

Universe become

$$\begin{aligned}
h^2 \bar{\Omega}_{\text{env}}(f) &= \rho_c^{-1} h^2 \left(\frac{a(T_R)}{a(T_0)} \right)^4 \left(\frac{a(T_p)}{a(T_R)} \right)^4 \times \rho_{\text{env}}(f)|_{T=T_p} \\
&= \left(\frac{g_* T_p^3}{g_R T_R^3} \right)^{4/3} \left(\frac{\pi^2 g_R T_R^4 / 30}{\epsilon} \right)^{4/3} \times h^2 \Omega_{\text{env}}(f)|_{f_{\text{env}}^{\text{peak}} \rightarrow \bar{f}_{\text{env}}^{\text{peak}}} , \tag{44}
\end{aligned}$$

$$\bar{f}_{\text{env}}^{\text{peak}} = \left(\frac{a(T_R)}{a(T_0)} \right) \left(\frac{a(T_p)}{a(T_R)} \right) \times f_{\text{env}}^{\text{peak}} \Big|_{T=T_p} = \left(\frac{g_* T_p^3}{g_R T_R^3} \right)^{1/3} \left(\frac{\pi^2 g_R T_R^4 / 30}{\epsilon} \right)^{1/3} f_{\text{env}}^{\text{peak}} , \tag{45}$$

where T_R is the reheating temperature and g_R is the effective number of dof at this moment. In general, T_R is determined by the decay and scattering of ϕ . When such processes are fast enough, we have $\pi^2 g_R T_R^4 / 30 \sim \epsilon$, and the suppression factor by the oscillation of ϕ disappears. More detailed calculations of T_R are presented in Appendix A.

We now have all the necessary inputs to calculate the GW signals from the FOPT. All the parameters in Eqs. (44)(45) are functions of $\lambda_{\phi S}$ and v_ϕ , which allows us to plot the contours of $f_{\text{env}}^{\text{peak}}$ and the peak energy density $h^2 \Omega_{\text{env}}^{\text{peak}} = h^2 \bar{\Omega}_{\text{env}}(f_{\text{env}}^{\text{peak}})$ in the same way as Fig. 3 and 4. In the upper panels in Fig. 5, we show the contours of $f_{\text{env}}^{\text{peak}}$ (left) and $h^2 \Omega_{\text{env}}^{\text{peak}}$ (right) in the v_ϕ - $\lambda_{\phi S}$ plane. One can see that the peak amplitude can become as large as $\mathcal{O}(10^{-10})$ around $(v_\phi, \lambda_{\phi S}) = (200 \text{ TeV}, 1.6)$ with the frequency $\sim 10^{-3} \text{ Hz}$. Note that even though the FOPT becomes stronger with decreasing $\lambda_{\phi S}$, the GW signals are getting weaker due to the suppressions by reheating. This is also one of the interesting consequences of ultra-supercooling.

In the lower panel in Fig. 5, we show the GW energy spectra for a few different values of model parameters where the sensitivity curves of future detectors are also shown in different colors [79, 80]. In particular, the blue line corresponds to the parameters $(v_\phi, \lambda_{\phi S}) = (200 \text{ TeV}, 1.6)$ that produce the maximum amplitude. It is also noteworthy that there exists a small parameter region around $(v_\phi, \lambda_{\phi S}) = (1 \text{ TeV}, 1.1)$ that might be tested by SKA, as seen from the red line.

5 Dark Matter

In our model, S is a natural DM candidate because it can not decay into SM particles due to the Z_2 symmetry. Without a FOPT, the relic abundance of S is determined by the usual freeze-out mechanism. However, the presence of a strong FOPT significantly changes this picture, as first discussed in Refs. [60, 61] in order to surpass the Griest–Kamionkowski bound [81]. In the following, we represent the temperature-dependent vev (mass) of ϕ (S) as $v_\phi(T)$ ($m_S(T)$) to distinguish it from that at zero temperature v_ϕ ($m_S(v_\phi)$).

During the supercooling, $m_S(T)$ is typically much larger than the kinetic energy $\sim T$. For example, when $T_n/T_c = 10^{-3}$ and $\lambda_{\phi S} \sim 1$, we have $m_S(T_n)/T_n \sim v_\phi/T_n \sim T_c/T_n = 10^3$. In this case, S particles can experience filtering-out effects such that some of them are reflected by bubble

walls [60, 61]. The average number density of S particles in the true vacuum is given by [60, 61, 82]

$$n_S^{\text{true}}(T) = \frac{1}{v_w \gamma} \int \frac{d^3 \mathbf{p}}{(2\pi)^3} \frac{-p_z}{|\mathbf{p}|} \frac{1}{e^{\tilde{E}(\mathbf{p})/T} - 1} \Theta(-p_z - m_S(T)) \quad (46)$$

$$\sim -\frac{T^3}{4\pi^2} \left(\frac{\gamma(1-v_w)m_S(T)/T + 1}{\gamma^3(1-v_w)^2} \right) e^{-\gamma(1-v_w)\frac{m_S(T)}{T}}, \quad (47)$$

where

$$\gamma = \frac{1}{\sqrt{1-v_w^2}}, \quad \tilde{E}(\mathbf{p}) = \gamma(|\mathbf{p}| + v_w p_z), \quad (48)$$

and $\Theta(x)$ is the Heaviside step function. In the left panel in Fig. 6, we plot Eq. (46) as a function of $m_S(T)/T$ for different values of v_w in the case of the Jouguet detonation. The dashed black lines correspond to the analytical ones Eq. (47). Qualitatively, n_S^{true} is determined by the competition between $\gamma(1-v_w)$ and $m_S(T)/T$ as we can see from the exponent in Eq. (47). It is also useful to define the trapping fraction as

$$F_S^{\text{trap}} = 1 - \frac{n_S^{\text{true}}}{n_S^{\text{false}}}, \quad (49)$$

where $n_S^{\text{false}} = \zeta(3)T^3/\pi^2$ is the number density of S in the false vacuum. In the upper right panel in Fig. 6, we show the contours of F_S^{trap} in the v_ϕ - $\lambda_{\phi S}$ plane. From this panel, one can see that 15 ~ 20 % of S particles penetrate the bubble walls.

Penetrated S particles can no longer maintain thermal equilibrium because they are too heavy compared to the temperature, and they will survive until today. By taking the reheating era after the phase transition into account, the relic abundance of S at the present Universe is evaluated as

$$\Omega_S h^2 = \frac{m_S(v_\phi) n_S^{\text{today}}}{\rho_c/h^2} \sim \frac{m_S(v_\phi)}{\rho_c/h^2} \frac{g_0 T_0^3}{g_R T_R^3} \times \left(\frac{a(T_p)}{a(T_R)} \right)^3 \times n_S^{\text{true}}(T_p), \quad (50)$$

$$\sim \frac{m_S(v_\phi)}{3M_{\text{Pl}}^2 H_0^2/h^2} \frac{g_0 T_0^3}{g_R T_R^3} \times \frac{\pi^2 g_R T_R^4/30}{\epsilon} \times n_S^{\text{true}}(T_p), \quad (51)$$

where $T_0 = 2.73$ K, $g_0 = 3.9$, $\rho_c = 3M_{\text{Pl}}^2 H_0^2$, and $H_0 = 100h \text{ km} \cdot \text{s}^{-1} \cdot \text{Mpc}^{-1}$. When the reheating process is fast enough, T_R takes the maximum value

$$T_R = T_\epsilon = \left(\frac{30\epsilon}{\pi^2 g_R} \right)^{1/4} = 0.07 \times \left(\frac{100}{g_R} \right)^{1/4} m_S(v_\phi) \ll m_S(v_\phi), \quad (52)$$

which guarantees that the thermal productions of S after the reheating are negligible. More detail calculations of T_R are presented in Appendix A. In the lower panel in Fig. 6, we show the contours of $\Omega_S h^2$ in the v_ϕ - $\lambda_{\phi S}$ plane. Because the filtering effects are not much strong, the relic abundance of S is typically overproduced, and only the small parameter region $\lambda_{\phi S} \lesssim 1$ is allowed by the

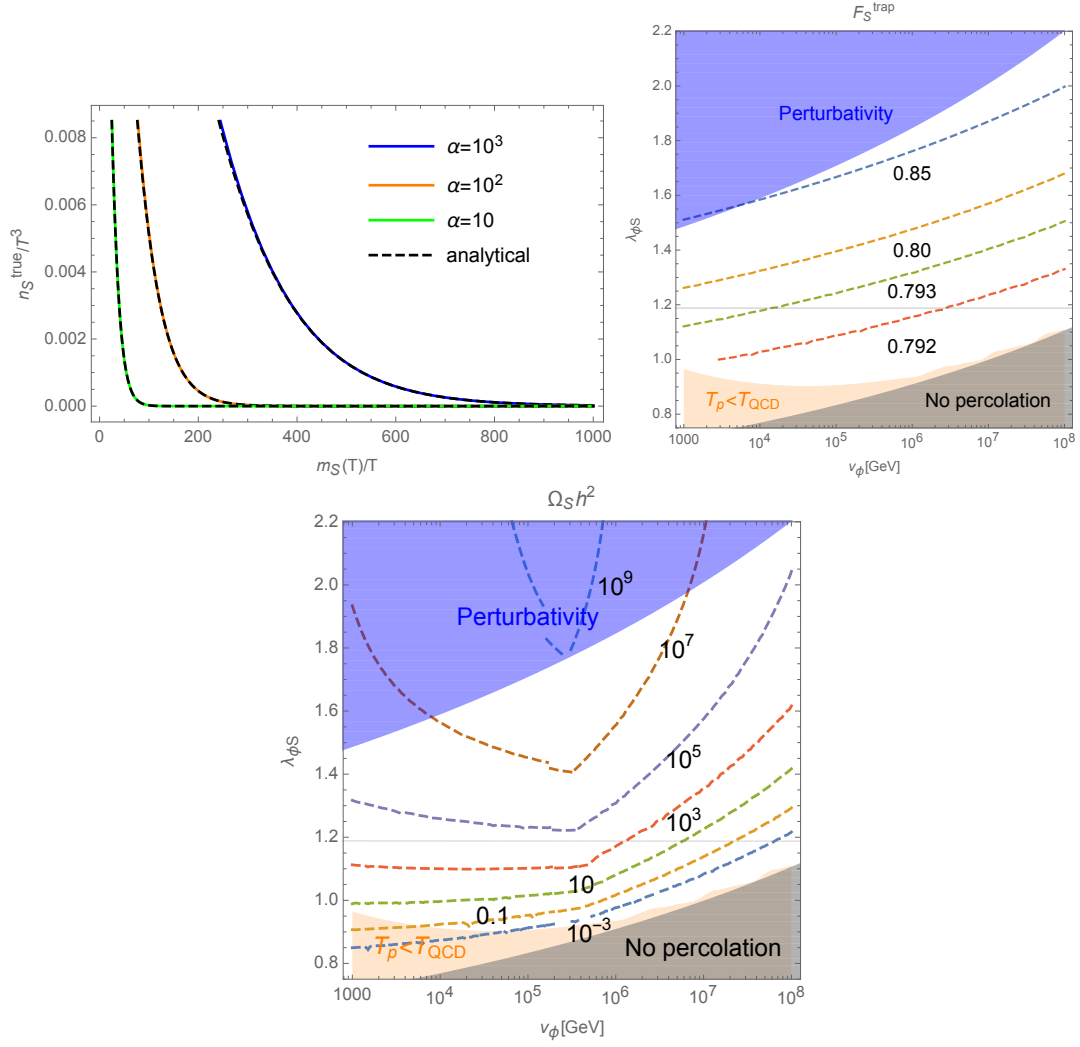


Figure 6: Upper Left: Number density of S in the true vacuum as a function of $m_S(T)/T$. Upper Right: Corresponding trapping fraction F_S^{trap} . Lower: Contours of $\Omega_S h^2$ in the v_ϕ - $\lambda_{\phi S}$ plane.

current DM abundance. Note that in principle there is also a parameter region that is excluded by the XENON experiment [83], but it is not visible in Fig. 6 because such a region exists in $v_\phi < 1$ TeV as long as $\lambda_{HS} \lesssim 0.6$ [59].

We should comment on the fate of trapped particles. After $T = T_p$, the false vacuum remnants continue to shrink due to the inward vacuum energy pressure, and the corresponding time scale is $\tau_{\text{shrink}} \sim H(T_p)^{-1}/v_w \sim M_{\text{Pl}}/T_p^2$. On the other hand, the trapped scalar particles annihilate into SM particles via $SS \rightarrow HH$ and $\phi\phi \rightarrow HH$, and the typical time scale of them is $\tau_{\text{anni}} \sim 16\pi\lambda_{\phi(S)H}^{-2}T_p^{-1}$,

which is always much shorter than τ_{shrink} in the present model.² Therefore, all the trapped scalar particles are rapidly annihilating into the light (SM) particles, and no false vacuum remnants can survive.³ On one hand, this result is phenomenologically desirable because only the penetrated particles can contribute to the DM abundance. On the other hand, it is also a little disappointing because there are many interesting phenomena such as the formation of solitonic objects based on the above filtering mechanism [84, 82, 85, 86, 87]. We want to investigate these possibilities in future publications.

6 Conclusions

We have studied the cosmology in the minimal extended model that can realize the EW scale and DM [57, 58, 59]. In this model, the Universe can remain trapped in the false vacuum for a very long period of time due to the assumption of classical conformality. One of the observational signatures of such a strong FOPT is the stochastic GWs, and we have calculated the GW energy spectrum by taking the entropy productions via reheating into account. We found that the peak amplitude can become as large as 10^{-10} around $f \sim 10^{-3}$ Hz for some model parameters. Then, we have calculated the thermal relic abundance of additional scalar S . Contrary to the usual freeze-out mechanism, S particles can experience the filtering-out effects due to the huge mass gap between the false and true vacua, and only a small fraction of S particles can penetrate the bubble walls. As a result, we found that only the small parameter region $0.8 \lesssim \lambda_{\phi S} \lesssim 1$ is allowed for the coexistence between FOPT and DM abundance. Although we have not investigated in this paper, there are many other interesting phenomena induced by a strong FOPT such as formation of primordial black holes or solitonic objects, non-thermal productions of DM, EW baryogenesis and so on. We would like to study these possibilities in the future.

Acknowledgements

We would like to thank Ke-Pan Xie, Philip Lu, Kengo Shimada, and Kei Yagyu for useful discussions and comments. This work is supported by Grant Korea NRF-2019R1C1C1010050, 2019R1A6A1A10073437.

Appendix A Reheating temperature

We represent the decay (interaction) rate of ϕ as Γ_ϕ in general. When $\Gamma_\phi \gg H_\epsilon$, the inflaton energy is immediately transferred to the decayed particles, and the reheating temperature is determined

²In fact, when $v_\phi = 10^8$ GeV, $\lambda_{\phi H}$ becomes $\sim 10^{-6}$ (see Eq. (8)), and τ_{anni} can become comparable to τ_{shrink} if a FOPT is moderate $T_p \sim v_\phi$. In our case, T_p is much smaller than v_ϕ , which implies $\tau_{\text{anni}} \ll \tau_{\text{shrink}}$.

³These evaporation processes can also inject entropy to the plasma in the true vacuum, which can further reduce the relic abundance of S .

by

$$\frac{\pi^2 g_R}{30} T_R^4 = \epsilon \quad \therefore T_R = \left(\frac{30\epsilon}{\pi^2 g_R} \right)^{1/4} = T_\epsilon, \quad (53)$$

where g_ϵ is the effective number of dof at the reheating. On the other hand, when $\Gamma_\phi \ll H_\epsilon$, the reheating process is very slow and completed at round $t \sim \Gamma_\phi$. By assuming that ϕ behaves as matter during the oscillation, this condition is equal to

$$t = \frac{2}{3H} \sim \Gamma_\phi^{-1}. \quad (54)$$

Since the radiation energy becomes equivalent to that of ϕ at this moment, we have

$$H(T_R)^2 = \frac{2\rho_R}{3M_{\text{Pl}}^2} \sim \frac{4}{9}\Gamma_\phi^2 \quad \therefore T_R = \left(\frac{20}{\pi^2 g_R} \right)^{1/4} (M_{\text{Pl}}\Gamma_\phi)^{1/2}. \quad (55)$$

Let us now consider our model. In the following, we represent the masses of scalar particles at zero temperature simply as m_ϕ , m_S , m_h . Because $m_\phi \ll 2m_S$, the main decay mode of ϕ is H , and the decay rate is qualitatively given by

$$\Gamma_\phi^{\text{decay}} \sim \frac{(\lambda_{\phi H} v_\phi)^2}{16\pi m_\phi} = \frac{1}{16\pi} \frac{m_h^4}{m_\phi v_\phi^2}, \quad (56)$$

where we have used Eq. (8). From Eqs. (5)(6), the condition $\Gamma_\phi^{\text{decay}} = H_\epsilon$ is written as

$$M_{\text{Pl}} m_h^4 = \frac{1}{4\pi} \left(\frac{2\lambda_{\phi S}}{3} \right)^{1/2} m_S^3 v_\phi^2, \quad (57)$$

which determines the boundary value of v_ϕ as

$$v_\phi^R \sim (\lambda_{\phi S}^{-2} M_{\text{Pl}} m_h^4)^{1/5} \sim \lambda_{\phi S}^{-2/5} \times 2 \times 10^5 \text{ GeV}. \quad (58)$$

Namely, when $v_\phi \lesssim v_\phi^R$, T_R is given by Eq. (53) while it becomes Eq. (55) when $v_\phi \gtrsim v_\phi^R$. By substituting $\Gamma_\phi^{\text{decay}}$ into Γ_ϕ in Eq. (55), we have

$$T_R^d = \frac{1}{4\pi} \left(\frac{20}{g_R} \right)^{1/4} \left(\frac{M_{\text{Pl}}}{m_\phi} \right)^{1/2} \frac{m_h^2}{v_\phi}. \quad (59)$$

Note that the decay $\phi \rightarrow HH$ is kinematically forbidden when $T > m_\phi$ because the Higgs thermal mass $\sim y_t T$ exceeds m_ϕ . To summarize, the reheating temperature determined by the decay is

$$T_R^{\text{decay}} = \begin{cases} T_R^I & \text{for } v_\phi \lesssim v_\phi^R \\ \min\{T_R^d, m_\phi\} & \text{for } v_\phi \gtrsim v_\phi^R \end{cases}. \quad (60)$$

In addition to the decay process, we also have to consider the scattering process $\phi H \rightarrow \phi H$, which is always kinematically allowed. The corresponding interaction rate is qualitatively given by

$$\Gamma_{\phi}^{\text{Scat}} \sim \frac{\lambda_{\phi H}^2}{16\pi} \begin{cases} T & \text{for } T \gtrsim m_{\phi} \\ T^3/m_{\phi}^2 & \text{for } T \lesssim m_{\phi} \end{cases}. \quad (61)$$

By substituting this into Γ_{ϕ} in Eq. (55) and solving it as a function of T_R , we have

$$T_R^{\text{Scat}} \sim \begin{cases} \frac{\lambda_{\phi H}^2}{\pi^2} \sqrt{\frac{5}{32g_R}} M_{\text{Pl}} := T_R^H & \text{for } T \gtrsim m_{\phi} \\ \frac{\pi^2}{\lambda_{\phi H}^2} \sqrt{\frac{32g_R}{5}} \frac{m_{\phi}^2}{M_{\text{Pl}}} = m_{\phi} \left(\frac{m_{\phi}}{T_R^H} \right) := T_R^L & \text{for } T \lesssim m_{\phi} \end{cases}. \quad (62)$$

We can see that only the $T \gtrsim m_{\phi}$ case is physically meaningful because T_R^L automatically exceeds m_{ϕ} when $T_R^H < m_{\phi}$, and this is inconsistent with the assumption $T \lesssim m_{\phi}$. Moreover, T_R^H has to satisfy

$$T_R^H > m_{\phi} \leftrightarrow M_{\text{Pl}} m_h^4 > \pi \sqrt{\frac{2\lambda_{\phi S} g_R}{5}} v_{\phi}^4 m_S(v_{\phi}), \quad (63)$$

which is qualitatively the same condition as $v_{\phi} \lesssim v_{\phi}^R$ as long as $\lambda_{\phi S} = \mathcal{O}(1)$. Therefore, the scattering effects are always irrelevant in our case, and the reheating temperature is determined by T_R^{decay} .

References

- [1] **Planck** Collaboration, N. Aghanim *et al.*, “Planck 2018 results. I. Overview and the cosmological legacy of Planck,” *Astron. Astrophys.* **641** (2020) A1, [arXiv:1807.06205 \[astro-ph.CO\]](#).
- [2] **Planck** Collaboration, N. Aghanim *et al.*, “Planck 2018 results. VI. Cosmological parameters,” *Astron. Astrophys.* **641** (2020) A6, [arXiv:1807.06209 \[astro-ph.CO\]](#). [Erratum: *Astron. Astrophys.* 652, C4 (2021)].
- [3] **Planck** Collaboration, Y. Akrami *et al.*, “Planck 2018 results. X. Constraints on inflation,” *Astron. Astrophys.* **641** (2020) A10, [arXiv:1807.06211 \[astro-ph.CO\]](#).
- [4] F. L. Bezrukov and M. Shaposhnikov, “The Standard Model Higgs boson as the inflaton,” *Phys. Lett. B* **659** (2008) 703–706, [arXiv:0710.3755 \[hep-th\]](#).
- [5] F. L. Bezrukov, A. Magnin, and M. Shaposhnikov, “Standard Model Higgs boson mass from inflation,” *Phys. Lett. B* **675** (2009) 88–92, [arXiv:0812.4950 \[hep-ph\]](#).

- [6] F. Bezrukov, D. Gorbunov, and M. Shaposhnikov, “On initial conditions for the Hot Big Bang,” *JCAP* **06** (2009) 029, [arXiv:0812.3622 \[hep-ph\]](#).
- [7] J. Garcia-Bellido, D. G. Figueroa, and J. Rubio, “Preheating in the Standard Model with the Higgs-Inflaton coupled to gravity,” *Phys. Rev. D* **79** (2009) 063531, [arXiv:0812.4624 \[hep-ph\]](#).
- [8] F. Bezrukov, A. Magnin, M. Shaposhnikov, and S. Sibiryakov, “Higgs inflation: consistency and generalisations,” *JHEP* **01** (2011) 016, [arXiv:1008.5157 \[hep-ph\]](#).
- [9] F. Bezrukov, M. Y. Kalmykov, B. A. Kniehl, and M. Shaposhnikov, “Higgs Boson Mass and New Physics,” *JHEP* **10** (2012) 140, [arXiv:1205.2893 \[hep-ph\]](#).
- [10] Y. Hamada, H. Kawai, K.-y. Oda, and S. C. Park, “Higgs Inflation is Still Alive after the Results from BICEP2,” *Phys. Rev. Lett.* **112** no. 24, (2014) 241301, [arXiv:1403.5043 \[hep-ph\]](#).
- [11] Y. Hamada, H. Kawai, K.-y. Oda, and S. C. Park, “Higgs inflation from Standard Model criticality,” *Phys. Rev. D* **91** (2015) 053008, [arXiv:1408.4864 \[hep-ph\]](#).
- [12] **LIGO Scientific, Virgo** Collaboration, B. P. Abbott *et al.*, “Observation of Gravitational Waves from a Binary Black Hole Merger,” *Phys. Rev. Lett.* **116** no. 6, (2016) 061102, [arXiv:1602.03837 \[gr-qc\]](#).
- [13] **LIGO Scientific, Virgo** Collaboration, B. P. Abbott *et al.*, “GW170817: Observation of Gravitational Waves from a Binary Neutron Star Inspiral,” *Phys. Rev. Lett.* **119** no. 16, (2017) 161101, [arXiv:1710.05832 \[gr-qc\]](#).
- [14] **LIGO Scientific, Virgo** Collaboration, B. P. Abbott *et al.*, “GWTC-1: A Gravitational-Wave Transient Catalog of Compact Binary Mergers Observed by LIGO and Virgo during the First and Second Observing Runs,” *Phys. Rev. X* **9** no. 3, (2019) 031040, [arXiv:1811.12907 \[astro-ph.HE\]](#).
- [15] **LIGO Scientific, VIRGO, KAGRA** Collaboration, R. Abbott *et al.*, “Tests of General Relativity with GWTC-3,” [arXiv:2112.06861 \[gr-qc\]](#).
- [16] **LIGO Scientific, VIRGO, KAGRA** Collaboration, R. Abbott *et al.*, “All-sky search for gravitational wave emission from scalar boson clouds around spinning black holes in LIGO O3 data,” [arXiv:2111.15507 \[astro-ph.HE\]](#).
- [17] **LIGO Scientific, Virgo, 1M2H, Dark Energy Camera GW-E, DES, DLT40, Las Cumbres Observatory, VINROUGE, MASTER** Collaboration, B. P. Abbott *et al.*, “A gravitational-wave standard siren measurement of the Hubble constant,” *Nature* **551** no. 7678, (2017) 85–88, [arXiv:1710.05835 \[astro-ph.CO\]](#).

- [18] **NANOGrav** Collaboration, Z. Arzoumanian *et al.*, “The NANOGrav 12.5 yr Data Set: Search for an Isotropic Stochastic Gravitational-wave Background,” *Astrophys. J. Lett.* **905** no. 2, (2020) L34, [arXiv:2009.04496 \[astro-ph.HE\]](#).
- [19] S. Blasi, V. Brdar, and K. Schmitz, “Has NANOGrav found first evidence for cosmic strings?,” *Phys. Rev. Lett.* **126** no. 4, (2021) 041305, [arXiv:2009.06607 \[astro-ph.CO\]](#).
- [20] V. Vaskonen and H. Veermäe, “Did NANOGrav see a signal from primordial black hole formation?,” *Phys. Rev. Lett.* **126** no. 5, (2021) 051303, [arXiv:2009.07832 \[astro-ph.CO\]](#).
- [21] V. De Luca, G. Franciolini, and A. Riotto, “NANOGrav Data Hints at Primordial Black Holes as Dark Matter,” *Phys. Rev. Lett.* **126** no. 4, (2021) 041303, [arXiv:2009.08268 \[astro-ph.CO\]](#).
- [22] Y. Nakai, M. Suzuki, F. Takahashi, and M. Yamada, “Gravitational Waves and Dark Radiation from Dark Phase Transition: Connecting NANOGrav Pulsar Timing Data and Hubble Tension,” *Phys. Lett. B* **816** (2021) 136238, [arXiv:2009.09754 \[astro-ph.CO\]](#).
- [23] A. Addazi, Y.-F. Cai, Q. Gan, A. Marciano, and K. Zeng, “NANOGrav results and dark first order phase transitions,” *Sci. China Phys. Mech. Astron.* **64** no. 9, (2021) 290411, [arXiv:2009.10327 \[hep-ph\]](#).
- [24] K. Kajantie, M. Laine, K. Rummukainen, and M. E. Shaposhnikov, “The Electroweak phase transition: A Nonperturbative analysis,” *Nucl. Phys. B* **466** (1996) 189–258, [arXiv:hep-lat/9510020](#).
- [25] K. Rummukainen, M. Tsypin, K. Kajantie, M. Laine, and M. E. Shaposhnikov, “The Universality class of the electroweak theory,” *Nucl. Phys. B* **532** (1998) 283–314, [arXiv:hep-lat/9805013](#).
- [26] F. Csikor, Z. Fodor, and J. Heitger, “Endpoint of the hot electroweak phase transition,” *Phys. Rev. Lett.* **82** (1999) 21–24, [arXiv:hep-ph/9809291](#).
- [27] W. A. Bardeen, “On naturalness in the standard model,” in *Ontake Summer Institute on Particle Physics*. 8, 1995.
- [28] K. A. Meissner and H. Nicolai, “Conformal Symmetry and the Standard Model,” *Phys. Lett. B* **648** (2007) 312–317, [arXiv:hep-th/0612165](#).
- [29] K. A. Meissner and H. Nicolai, “Neutrinos, Axions and Conformal Symmetry,” *Eur. Phys. J. C* **57** (2008) 493–498, [arXiv:0803.2814 \[hep-th\]](#).
- [30] R. Foot, A. Kobakhidze, K. L. McDonald, and R. R. Volkas, “A Solution to the hierarchy problem from an almost decoupled hidden sector within a classically scale invariant theory,” *Phys.Rev.* **D77** (2008) 035006, [arXiv:0709.2750 \[hep-ph\]](#).

- [31] S. Iso, N. Okada, and Y. Orikasa, “Classically conformal $B - L$ extended Standard Model,” *Phys.Lett.* **B676** (2009) 81–87, [arXiv:0902.4050 \[hep-ph\]](#).
- [32] S. Iso, N. Okada, and Y. Orikasa, “The minimal B-L model naturally realized at TeV scale,” *Phys. Rev. D* **80** (2009) 115007, [arXiv:0909.0128 \[hep-ph\]](#).
- [33] T. Hur and P. Ko, “Scale invariant extension of the standard model with strongly interacting hidden sector,” *Phys.Rev.Lett.* **106** (2011) 141802, [arXiv:1103.2571 \[hep-ph\]](#).
- [34] S. Iso and Y. Orikasa, “TeV Scale B-L model with a flat Higgs potential at the Planck scale - in view of the hierarchy problem -,” *PTEP* **2013** (2013) 023B08, [arXiv:1210.2848 \[hep-ph\]](#).
- [35] C. Englert, J. Jaeckel, V. Khoze, and M. Spannowsky, “Emergence of the Electroweak Scale through the Higgs Portal,” *JHEP* **04** (2013) 060, [arXiv:1301.4224 \[hep-ph\]](#).
- [36] M. Hashimoto, S. Iso, and Y. Orikasa, “Radiative symmetry breaking at the Fermi scale and flat potential at the Planck scale,” *Phys.Rev.* **D89** (2014) 016019, [arXiv:1310.4304 \[hep-ph\]](#).
- [37] M. Holthausen, J. Kubo, K. S. Lim, and M. Lindner, “Electroweak and Conformal Symmetry Breaking by a Strongly Coupled Hidden Sector,” *JHEP* **12** (2013) 076, [arXiv:1310.4423 \[hep-ph\]](#).
- [38] M. Hashimoto, S. Iso, and Y. Orikasa, “Radiative Symmetry Breaking from Flat Potential in various $U(1)$ ’ models,” [arXiv:1401.5944 \[hep-ph\]](#).
- [39] J. Kubo, K. S. Lim, and M. Lindner, “Electroweak Symmetry Breaking via QCD,” *Phys.Rev.Lett.* **113** (2014) 091604, [arXiv:1403.4262 \[hep-ph\]](#).
- [40] K. Endo and Y. Sumino, “A Scale-invariant Higgs Sector and Structure of the Vacuum,” *JHEP* **05** (2015) 030, [arXiv:1503.02819 \[hep-ph\]](#).
- [41] J. Kubo and M. Yamada, “Genesis of electroweak and dark matter scales from a bilinear scalar condensate,” *Phys. Rev. D* **93** no. 7, (2016) 075016, [arXiv:1505.05971 \[hep-ph\]](#).
- [42] D.-W. Jung, J. Lee, and S.-H. Nam, “Scalar dark matter in the conformally invariant extension of the standard model,” *Phys. Lett. B* **797** (2019) 134823, [arXiv:1904.10209 \[hep-ph\]](#).
- [43] S. Iso, P. D. Serpico, and K. Shimada, “QCD-Electroweak First-Order Phase Transition in a Supercooled Universe,” *Phys. Rev. Lett.* **119** no. 14, (2017) 141301, [arXiv:1704.04955 \[hep-ph\]](#).
- [44] T. Hambye, A. Strumia, and D. Teresi, “Super-cool Dark Matter,” *JHEP* **08** (2018) 188, [arXiv:1805.01473 \[hep-ph\]](#).

- [45] R. Jinno and M. Takimoto, “Probing a classically conformal B-L model with gravitational waves,” *Phys. Rev. D* **95** no. 1, (2017) 015020, [arXiv:1604.05035 \[hep-ph\]](#).
- [46] **LISA** Collaboration, P. Amaro-Seoane *et al.*, “Laser Interferometer Space Antenna,” [arXiv:1702.00786 \[astro-ph.IM\]](#).
- [47] C. Caprini *et al.*, “Science with the space-based interferometer eLISA. II: Gravitational waves from cosmological phase transitions,” *JCAP* **04** (2016) 001, [arXiv:1512.06239 \[astro-ph.CO\]](#).
- [48] C. Caprini *et al.*, “Detecting gravitational waves from cosmological phase transitions with LISA: an update,” *JCAP* **03** (2020) 024, [arXiv:1910.13125 \[astro-ph.CO\]](#).
- [49] V. Corbin and N. J. Cornish, “Detecting the cosmic gravitational wave background with the big bang observer,” *Class. Quant. Grav.* **23** (2006) 2435–2446, [arXiv:gr-qc/0512039](#).
- [50] N. Seto, S. Kawamura, and T. Nakamura, “Possibility of direct measurement of the acceleration of the universe using 0.1-Hz band laser interferometer gravitational wave antenna in space,” *Phys. Rev. Lett.* **87** (2001) 221103, [arXiv:astro-ph/0108011](#).
- [51] S. Kawamura *et al.*, “The Japanese space gravitational wave antenna DECIGO,” *Class. Quant. Grav.* **23** (2006) S125–S132.
- [52] H. Kudoh, A. Taruya, T. Hiramatsu, and Y. Himemoto, “Detecting a gravitational-wave background with next-generation space interferometers,” *Phys. Rev. D* **73** (2006) 064006, [arXiv:gr-qc/0511145](#).
- [53] S. Kawamura *et al.*, “The Japanese space gravitational wave antenna: DECIGO,” *Class. Quant. Grav.* **28** (2011) 094011.
- [54] C. L. Carilli and S. Rawlings, “Science with the Square Kilometer Array: Motivation, key science projects, standards and assumptions,” *New Astron. Rev.* **48** (2004) 979, [arXiv:astro-ph/0409274](#).
- [55] G. Janssen *et al.*, “Gravitational wave astronomy with the SKA,” *PoS AASKA14* (2015) 037, [arXiv:1501.00127 \[astro-ph.IM\]](#).
- [56] A. Weltman *et al.*, “Fundamental physics with the Square Kilometre Array,” *Publ. Astron. Soc. Austral.* **37** (2020) e002, [arXiv:1810.02680 \[astro-ph.CO\]](#).
- [57] J. Haruna and H. Kawai, “Weak scale from Planck scale: Mass scale generation in a classically conformal two-scalar system,” *PTEP* **2020** no. 3, (2020) 033B01, [arXiv:1905.05656 \[hep-th\]](#).
- [58] Y. Hamada, H. Kawai, K.-y. Oda, and K. Yagyu, “Dark matter in minimal dimensional transmutation with multipoint criticality principle,” [arXiv:2008.08700 \[hep-ph\]](#).

- [59] Y. Hamada, H. Kawai, K. Kawana, K.-y. Oda, and K. Yagyu, “Minimal scenario of Criticality for Electroweak scale, Neutrino Masses, Dark Matter, and Inflation,” [arXiv:2102.04617 \[hep-ph\]](#).
- [60] M. J. Baker, J. Kopp, and A. J. Long, “Filtered Dark Matter at a First Order Phase Transition,” *Phys. Rev. Lett.* **125** no. 15, (2020) 151102, [arXiv:1912.02830 \[hep-ph\]](#).
- [61] D. Chway, T. H. Jung, and C. S. Shin, “Dark matter filtering-out effect during a first-order phase transition,” *Phys. Rev. D* **101** no. 9, (2020) 095019, [arXiv:1912.04238 \[hep-ph\]](#).
- [62] S. R. Coleman and E. J. Weinberg, “Radiative Corrections as the Origin of Spontaneous Symmetry Breaking,” *Phys. Rev. D* **7** (1973) 1888–1910.
- [63] H. Kawai and K. Kawana, “Multi-critical point principle as the origin of classical conformality and its generalizations,” [arXiv:2107.10720 \[hep-th\]](#).
- [64] D. Curtin, P. Meade, and H. Ramani, “Thermal Resummation and Phase Transitions,” *Eur. Phys. J. C* **78** no. 9, (2018) 787, [arXiv:1612.00466 \[hep-ph\]](#).
- [65] E. Senaha, “Symmetry Restoration and Breaking at Finite Temperature: An Introductory Review,” *Symmetry* **12** no. 5, (2020) 733.
- [66] R. R. Parwani, “Resummation in a hot scalar field theory,” *Phys. Rev. D* **45** (1992) 4695, [arXiv:hep-ph/9204216](#). [Erratum: *Phys.Rev.D* 48, 5965 (1993)].
- [67] J. R. Espinosa, T. Konstandin, J. M. No, and G. Servant, “Energy Budget of Cosmological First-order Phase Transitions,” *JCAP* **06** (2010) 028, [arXiv:1004.4187 \[hep-ph\]](#).
- [68] X. Wang, F. P. Huang, and X. Zhang, “Phase transition dynamics and gravitational wave spectra of strong first-order phase transition in supercooled universe,” *JCAP* **05** (2020) 045, [arXiv:2003.08892 \[hep-ph\]](#).
- [69] M. S. Turner, E. J. Weinberg, and L. M. Widrow, “Bubble nucleation in first order inflation and other cosmological phase transitions,” *Phys. Rev. D* **46** (1992) 2384–2403.
- [70] A. Megevand and S. Ramirez, “Bubble nucleation and growth in very strong cosmological phase transitions,” *Nucl. Phys. B* **919** (2017) 74–109, [arXiv:1611.05853 \[astro-ph.CO\]](#).
- [71] E. Witten, “Cosmological Consequences of a Light Higgs Boson,” *Nucl. Phys. B* **177** (1981) 477–488.
- [72] B. von Harling and G. Servant, “QCD-induced Electroweak Phase Transition,” *JHEP* **01** (2018) 159, [arXiv:1711.11554 \[hep-ph\]](#).
- [73] J. Braun and H. Gies, “Chiral phase boundary of QCD at finite temperature,” *JHEP* **06** (2006) 024, [arXiv:hep-ph/0602226](#).

- [74] S. Iso, K. Kawana, and K. Shimada, “QCD Axions and CMB Anisotropy,” *Phys. Rev. D* **102** no. 10, (2020) 103513, [arXiv:2007.06802 \[astro-ph.CO\]](#).
- [75] S. Iso, K. Kawana, and K. Shimada, “Axion-CMB scenario in a supercooled universe,” *Phys. Rev. D* **104** no. 6, (2021) 063525, [arXiv:2105.06803 \[hep-ph\]](#).
- [76] J. Ellis, M. Lewicki, J. M. No, and V. Vaskonen, “Gravitational wave energy budget in strongly supercooled phase transitions,” *JCAP* **06** (2019) 024, [arXiv:1903.09642 \[hep-ph\]](#).
- [77] Y. Gouttenoire, R. Jinno, and F. Sala, “Friction pressure on relativistic bubble walls,” [arXiv:2112.07686 \[hep-ph\]](#).
- [78] P. J. Steinhardt, “Relativistic Detonation Waves and Bubble Growth in False Vacuum Decay,” *Phys. Rev. D* **25** (1982) 2074.
- [79] C. J. Moore, R. H. Cole, and C. P. L. Berry, “Gravitational-wave sensitivity curves,” *Class. Quant. Grav.* **32** no. 1, (2015) 015014, [arXiv:1408.0740 \[gr-qc\]](#).
- [80] K. Schmitz, “New Sensitivity Curves for Gravitational-Wave Signals from Cosmological Phase Transitions,” *JHEP* **01** (2021) 097, [arXiv:2002.04615 \[hep-ph\]](#).
- [81] K. Griest and M. Kamionkowski, “Unitarity Limits on the Mass and Radius of Dark Matter Particles,” *Phys. Rev. Lett.* **64** (1990) 615.
- [82] J.-P. Hong, S. Jung, and K.-P. Xie, “Fermi-ball dark matter from a first-order phase transition,” *Phys. Rev. D* **102** no. 7, (2020) 075028, [arXiv:2008.04430 \[hep-ph\]](#).
- [83] **XENON** Collaboration, E. Aprile *et al.*, “Dark Matter Search Results from a One Ton-Year Exposure of XENON1T,” *Phys. Rev. Lett.* **121** no. 11, (2018) 111302, [arXiv:1805.12562 \[astro-ph.CO\]](#).
- [84] E. Krylov, A. Levin, and V. Rubakov, “Cosmological phase transition, baryon asymmetry and dark matter Q-balls,” *Phys. Rev. D* **87** no. 8, (2013) 083528, [arXiv:1301.0354 \[hep-ph\]](#).
- [85] K. Kawana and K.-P. Xie, “Primordial black holes from a cosmic phase transition: The collapse of Fermi-balls,” *Phys. Lett. B* **824** (2022) 136791, [arXiv:2106.00111 \[astro-ph.CO\]](#).
- [86] C. Gross, G. Landini, A. Strumia, and D. Teresi, “Dark Matter as dark dwarfs and other macroscopic objects: multiverse relics?,” *JHEP* **09** (2021) 033, [arXiv:2105.02840 \[hep-ph\]](#).

- [87] P. Asadi, E. D. Kramer, E. Kuflik, G. W. Ridgway, T. R. Slatyer, and J. Smirnov, “Accidentally Asymmetric Dark Matter,” *Phys. Rev. Lett.* **127** no. 21, (2021) 211101, [arXiv:2103.09822 \[hep-ph\]](#).