

# Stochastic Weight Averaging Revisited

Hao Guo , Jiyong Jin , Bin Liu\*

Center for Applied Mathematics and Machine Intelligence  
Zhejiang Lab, Hangzhou, China  
{guoh, jinjy, liubin}@zhejianglab.com

## Abstract

Stochastic weight averaging (SWA) is recognized as a simple while one effective approach to improve the generalization of stochastic gradient descent (SGD) for training deep neural networks (DNNs). A common insight to explain its success is that averaging weights following an SGD process equipped with cyclical or high constant learning rates can discover wider optima, which then lead to better generalization. We give a new insight that does not concur with the above one. We characterize that SWA’s performance is highly dependent on to what extent the SGD process that runs before SWA converges, and the operation of weight averaging only contributes to variance reduction. This new insight suggests practical guides on better algorithm design. As an instantiation, we show that following an SGD process with insufficient convergence, running SWA more times leads to continual incremental benefits in terms of generalization. Our findings are corroborated by extensive experiments across different network architectures, including a baseline CNN, PreResNet-164, WideResNet-28-10, VGG16, ResNet-50, ResNet-152, DenseNet-161, and different datasets including CIFAR- $\{10,100\}$ , and Imagenet.

## 1 Introduction

Stochastic gradient descent (SGD) equipped with a decay learning rate schedule (LRS) is still the *de facto* approach to train modern deep neural networks (DNNs). Recently, various advanced techniques have been proposed to improve SGD to achieve better generalization, among which stochastic weight averaging (SWA) has received more and more attention, as it is simple to implement while effective, at least empirically [Izmailov *et al.*, 2018; Cha *et al.*, 2021; Hwang *et al.*, 2021].

SWA starts after a traditional SGD phase, which is expected to have yielded a local optimum  $w_{\text{sgd}}$  of  $f(w)$ , where  $f$  denotes the loss function of the DNN under investigation,  $w$  the weights of this DNN. SWA launches a new SGD phase

---

### Algorithm 1 Stochastic Weight Averaging (SWA)

---

**Input:** weights  $w_{\text{sgd}}$ , LRS, cycle length  $c$ , number of iterations  $n$

**Output:**  $w_{\text{swa}}$

```

1:  $w \leftarrow w_{\text{sgd}}$ ; SWA sample set  $\mathcal{S} \leftarrow \{\}$ .
2: for  $i \leftarrow 1, 2, \dots, n$  do
3:   Compute learning rate  $\alpha$  according to the LRS.
4:    $w \leftarrow w - \alpha \nabla \mathcal{L}_i(w)$  (Stochastic gradient update).
5:   if  $\text{mod}(i,c)=0$  then
6:     Add  $w$  into  $\mathcal{S}$ .
7:   end if
8: end for
9:  $w_{\text{swa}} \leftarrow$  mean of members in  $\mathcal{S}$ .
10: return  $w_{\text{swa}}$ 

```

---

starting at  $w_{\text{sgd}}$ , equipped with a Cyclical or High Constant (CHC) LRS. This new SGD phase contributes novel local optima by sampling around  $w_{\text{sgd}}$ . A weight averaging (WA) operation averages such optima as the final output  $w_{\text{swa}}$ . The pseudo-code to implement SWA is shown in Algorithm 1.

The common insight related to SWA highlights the WA operation while neglecting the contribution of the CHC LRS to SWA. Helping SGD to escape from local optima with aid of a CHC type LRS is an idea that has been explored and testified before the appearance of SWA [Leslie N, 2017]. Inspecting the real cause underlying SWA’s behavior is of paramount importance, as it helps to understand the role of WA, answer basic questions like when and how to use SWA appropriately, learn more about the loss landscape of DNNs, and inspire new insights and methods for DNN optimization.

Motivated by the observation that the WA operation and the employment of the CHC LRS are intertwined in SWA, while a strict analysis on their separate roles is missing, we revisit SWA and report our new findings here, which do not concur with the common wisdom. In particular, our contributions are:

- we characterize that SWA’s performance is highly dependent on to what extent the SGD process that runs prior to SWA converges;
- we find that the function of the WA operation for SWA is similar to tail-averaging [Jain *et al.*, 2018], which is to

---

\*Contact Author

decrease the variance of the test accuracy (TA) given by the final iterate;

- we show that our new insight can suggest practical guides on how to use SWA better. As an instantiation, we demonstrate that, under certain circumstances, running SWA more times leads to continual incremental benefits in terms of generalization.

## 2 Related Work

**Iterates Averaging** The basic idea of iterate averaging, also referred to as tail-averaging in [Jain *et al.*, 2018], goes back to [Ruppert, 1988; Polyak and Juditsky, 1992]. The tail-averaging method averages the final few iterates of SGD. In this way, it decreases the variance in the final iterate of SGD and brings a stabilizing effect in terms of regularization properties and prediction guarantees [Neu and Rosasco, 2018]. A generalization error bounds for tail-averaging in the context of least square regression with the stochastic approximation is derived in [Jain *et al.*, 2018]. We show in this paper that the WA operation is a type of tail-averaging, which gives the stabilizing effect and the variance reduction function to SWA.

**Cyclical Learning Rates** The benefits of employing cyclical learning rates (CLR) in SGD have been demonstrated in [Leslie N, 2017; Loshchilov and Hutter, 2017]. Following that, such CLR strategy has been widely used in developing advanced DNN optimizers, such as fast geometric ensemble (FGE) [Garipov *et al.*, 2018], snapshot ensembles [Huang *et al.*, 2017a], super-convergence training [Smith and Topin, 2019], or exploring the loss landscape of DNNs [Smith and Topin, 2017]. In this paper, we characterize that the CLR strategy also plays a major role in SWA’s success, while the role of WA has been exaggerated.

**Convergence Theory** In [Allen-Zhu *et al.*, 2019], Zhu *et al.* present a convergence theory for training DNNs, based on two assumptions: the input data points are distinct and the DNN architecture is over-parameterized. This theory tells that, at least for fully-connected neural networks (NNs), convolutional NNs (CNN), and residual NNs (ResNet), SGD with a random weight initialization can attain 100% accuracy in classification tasks with the number of iterations scaling polynomial in the number of training samples and the number of NN layers. Cheridito *et al.* demonstrate that, for ReLU networks that have a much larger depth than their width, SGD fails to converge if the number of restarted SGD trajectories does not increase to infinity fast enough [Cheridito *et al.*, 2021]. Here we investigate specific roles of the CHC LRS and the WA operation in promoting SGD’s convergence. While our result is empirical, it may stimulate more theoretical research on DNN convergence.

**Loss Landscape Study & Sharpness-aware Minimization** Another commonly used way to investigate the convergence problem is through loss landscape analysis. The Hessian spectrum analysis has shown to be an effective approach to inspect smoothness, curvature, and sharpness of NN loss landscapes [Ghorbani *et al.*, 2019; Sagun *et al.*, 2017]. Yao *et al.* developed an open-source scalable framework for fast computation of Hessian information in DNNs [Yao *et al.*, 2020]. It has been common wisdom that, at least for some

cases, NNs generalize better when they converge to a wider local optimum, and vice versa [Keskar *et al.*, 2017]. However, the correlation between the local sharpness of the loss landscape and the global property like generalization performance may be just correlative, other than causative [Yang *et al.*, 2021].

The empirical finding of the relationship between local sharpness and global generalization motivated the design of practical approaches to improving the generalization property of SGD. For example, the sharpness-aware minimization (SAM) method seeks NN weights that lie in a wider loss basin by modifying the optimization objective function to be sharpness-aware [Kleiner *et al.*, 2021]. SWA can be seen as a type of wideness-aware solver for DNN optimization. It is reported that SWA finds wider minima than SAM [Cha *et al.*, 2021]. Our work characterizes the root cause that leads to SWA’s success and provides more empirical evidence for deeply understanding the loss landscape of DNNs.

## 3 Main Results

Our goal is to disentangle the specific roles of the CHC LRS and the WA operation to SWA’s performance and then to understand the real cause that leads to SWA’s behavior. Toward this goal, we experiment with different DNN architectures, including benchmark CNNs, VGG16 [Simonyan and Zisserman, 2015], ResNet- $\{50,152\}$  [He *et al.*, 2016a], DenseNet-161 [Huang *et al.*, 2017b], Preactivation ResNet-164 (PreResNet-164) [He *et al.*, 2016b], WideResNet-28-10 [Zagoruyko and Komodakis, 2016], across different datasets including CIFAR- $\{10,100\}$ , and different convergence phases of SGD. Here we present the main results indexed with questions of our interest. The details of the experimental setting are deferred to Section 5.

### 3.1 Does SWA always find wider optima than SGD?

Our results show that the answer to the above question is no. In [Izmailov *et al.*, 2018], the authors claim that SGD generally converges to a boundary point of a flat and wide region of local optima and SWA helps to find an optimum exactly located in that flat region. We argue that SGD does not always converge to that type of boundary point, especially when we remove the effect of the momentum factor on SGD. We find cases in which SGD without using momentum converges to a deep loss valley, where the averaged gradient values over mini-batch training samples are all close to zero. Then the products of such gradient values and the learning rate are close to zero. In such cases, SWA fails to find a wider optimum with better generalization.

We train a toy CNN model on CIFAR-10 and get an overfitting result as shown in Figure 1. We collect the output weight value of each epoch and calculate their corresponding TA values. The maximum TA value of 0.683 appears at the 45th epoch. The TA corresponding to the last iterate of SGD is 0.680. We replace the last  $L = 5$  iterations of SGD with the SWA procedure, then get a TA value  $w_{\text{SWA}} = 0.679$ . We change the value of  $L$  to be 20, getting  $w_{\text{SWA}} = 0.680$ . It is indicated that SWA does not lead to wider optima in this case.

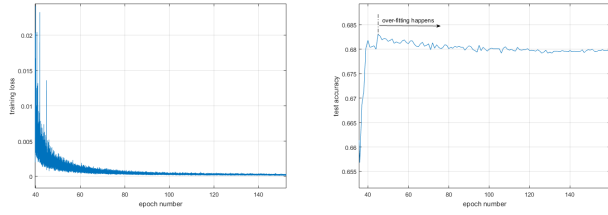


Figure 1: The over-fitting result obtained when training a toy CNN model on CIFAR-10. This CNN has 9 layers: the input layer, the convolution layer, a max-pooling layer, another convolution layer, another max-pooling layer, the flatten layer, 2 fully connected layers, and a softmax layer.

A similar phenomenon happens when we replace the toy CNN model with PreResNet-164. We use the code open-sourced by [Izmailov *et al.*, 2018], while closing off the momentum and the  $L_2$ -based weight regularization to remove their effects on SWA. As is shown in Figure 2, SGD converges after about the 120th epoch with TA achieving 89.24%. We run SWA after the 140th epoch and get a TA of 89.17%, which is smaller than the TA given by the converged SGD.

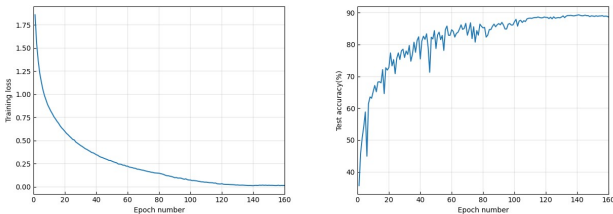


Figure 2: Training PreResNet-164 on CIFAR-10.

### 3.2 What are the specific roles of CHC LRS and the WA operation to SWA?

To answer this question, we conduct extensive ablation studies across different DNN models and datasets. As mentioned above, SWA consists of an SGD process, which outputs a set of candidate NN weights, and a WA operation. We refer to NN weights given by this SGD process as SWA samples in what follows. The SGD process embedded in SWA is equipped with a CHC LRS. The WA operation outputs the mean of the SWA samples.

First, we consider DNN models VGG16, PreResNet-164, WideResNet-28-10, that converge well on datasets CIFAR- $\{10,100\}$ . The results are presented in Figure 3. As is shown, the specific roles of CHC LRS and the WA operation are not clear in this case, as neither using the CHC LRS nor performing WA brings a significant benefit in terms of TA. This result coincides with that revealed in the above subsection.

We then consider the cases in which SGD does not converge. The results based on CIFAR- $\{10,100\}$  are presented in Figure 4. In this case, it is shown that, thanks to the CHC LRS, the SWA samples provide strikingly greater TA values than SGD that runs before SWA. We also see that the WA

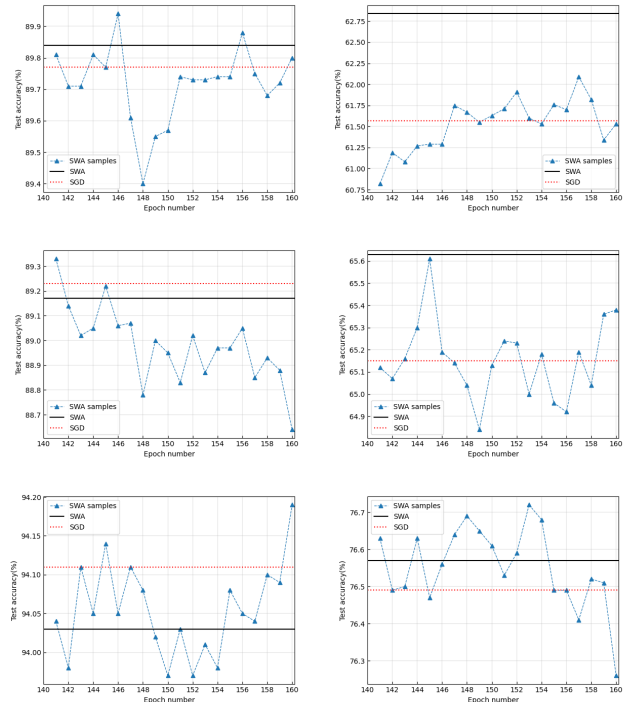


Figure 3: Ablation study of the CHC LRS and the WA operation for DNNs that converge well. The legend “SGD” denotes the TA value associated with the NN weight given by the SGD that runs before SWA. The legend “SWA” denotes the TA value given by the mean of the SWA samples. The legend “SWA samples” denotes TA values associated with each SWA sample. The sub-figures in the top/middle/bottom row correspond to VGG16/PreResNet-164/WideResNet-28-10. The sub-figures in the left/right column correspond to CIFAR-10/CIFAR-100.

operation provides an additional benefit in terms of generalization. Finally, we conduct the ablation study based on the Imagenet dataset. We run SWA based on pre-trained DNN models VGG16, ResNet-50, ResNet-152, and DenseNet-161, which are contained in PyTorch. The results are presented in Figure 5. It is shown that again the SWA samples provide much better TA values than SGD, and, except for VGG16, the WA operation provides an additional benefit in terms of generalization. For all cases mentioned above, the WA operation always outputs a TA value that is greater than the worst TA value given by the SWA samples. It functions similarly as tail-averaging [Jain *et al.*, 2018], in decreasing the variance of TA values given by the SWA samples.

Through the above experimental studies, one can see that the CHC LRS plays a crucial role in SWA’s performance. It is the combination of the CHC LRS and WA strategy, other than the WA strategy, that makes SWA find better optima.

### 3.3 On the Test Error Surface

In the original SWA paper [Izmailov *et al.*, 2018], the authors report that “SGD generally converges to a point near the boundary of the wide flat region of optimal points. SWA on the other hand is able to find a point centered in this re-

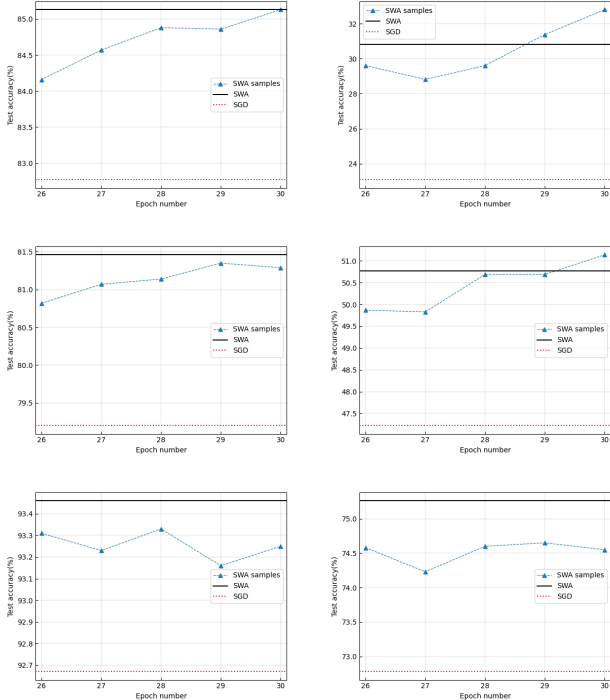


Figure 4: Ablation study on the CHC LRS and the WA operation for DNNs that does not converge. The legends are defined in the same way as in Figure 3. The sub-figures in the top/middle/bottom row correspond to VGG16/PreResNet-164/WideResNet-28-10. The sub-figures in the left/right column correspond to CIFAR-10/CIFAR-100.

tion, often with slightly worse train loss but with substantially better test error”. In our experiments, when we remove the momentum and the  $L_2$  weight regularization from the DNN training process, we indeed find cases in which the SWA procedure fails to find optima centered in “the wide flat region of optimal points”. An example result is shown in Figure 6. We see that neither invoking a new SGD process equipped with a CHC LRS or employing the WA operation finds “the wide flat region of optimal points”. Such a phenomenon can explain the results revealed in Section 3.1, in which one does not see any significant benefit obtained from invoking a new SGD process equipped with a CHC LRS or the WA operation.

#### 4 Further Experiments

It is shown in the above section that the performance gain in terms of generalization given by SWA is greater when the SGD procedure that runs before SWA does not converge. This phenomenon motivates us to consider the following question, namely, can performing SWA twice or more times provide additional performance gain in terms of generalization. We refer to the procedure of running SWA twice and three times as Double SWA (DSWA) and Triple SWA (TSWA), respectively.

The pseudo-codes to implement DSWA and TSWA are presented in Algorithm 2 and Algorithm 3, respectively. In

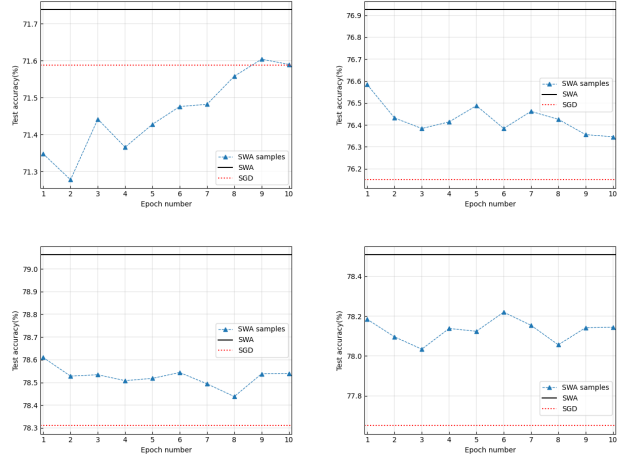


Figure 5: Ablation study using the Imagenet dataset. The legends are defined in the same way as in Figure 3. The top left, top right, bottom left and bottom right panels show results corresponding to VGG16, ResNet-50, ResNet-152, and DenseNet-161, respectively.

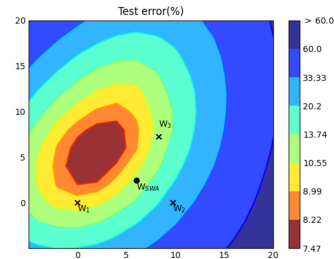


Figure 6: Test error surface for three SWA samples (denoted by  $w_1$ ,  $w_2$ , and  $w_3$ ) and the corresponding SWA solution (averaging in weight space). This result is obtained from training VGG16 on CIFAR-10. As is shown, the SWA procedure fails to find the wider flat region of optima in this case.

our experiments, SWA, DSWA, and TSWA occupy the same number of SGD iterations. By this, we can guarantee that their computation costs are almost the same in our experiment. We present the experimental results in Tables 1, 2 and Figure 7. It is shown that DSWA and TSWA find flatter optima than SWA for cases in which the SWA procedure is initialized by a non-converged SGD. For cases in which the SWA procedure is initialized by a converged SGD, the experimental results are presented in Figure 8, which shows that DSWA and TSWA fail to find better optima than SWA.

SGD	SWA	DSWA
57.06%	67.16%	69.58%

Table 1: TA Comparison among SGD, SWA, and DSWA on CIFAR-10 for a toy CNN model. The SGD procedure that runs before SWA does not converge.

---

**Algorithm 2** Double Stochastic Weight Averaging (DSWA)

---

**Input:** weights  $\hat{w}$ , LRS, cycle length  $c$ , number of iterations  $n$  (assumed to be multiples of 2)

**Output:**  $w_{\text{dswa}}$

- 1: Run the SWA procedure (namely Algorithm 1) with input  $\hat{w}$ ,  $c$ ,  $n/2$ . Denote the output to be  $w_{\text{swa}}$ .
  - 2:  $\hat{w} \leftarrow w_{\text{swa}}$ .
  - 3: Run the SWA procedure again with input  $\hat{w}$ ,  $c$ ,  $n/2$ . Denote the output to be  $w_{\text{dswa}}$ .
  - 4: **return**  $w_{\text{dswa}}$
- 

---

**Algorithm 3** Triple Stochastic Weight Averaging (TSWA)

---

**Input:** weights  $\hat{w}$ , LRS, cycle length  $c$ , number of iterations  $n$  (assumed to be multiples of 3)

**Output:**  $w_{\text{tswa}}$

- 1: Run the SWA procedure (namely Algorithm 1) with input  $\hat{w}$ ,  $c$ ,  $n/3$ . Denote the output to be  $w_{\text{swa}}$ .
  - 2:  $\hat{w} \leftarrow w_{\text{swa}}$ .
  - 3: Run the SWA procedure again with input  $\hat{w}$ ,  $c$ ,  $n/3$ . Denote the output to be  $w_{\text{dswa}}$ .
  - 4:  $\hat{w} \leftarrow w_{\text{dswa}}$ .
  - 5: Run the SWA procedure again with input  $\hat{w}$ ,  $c$ ,  $n/3$ . Denote the output to be  $w_{\text{tswa}}$ .
  - 6: **return**  $w_{\text{tswa}}$
- 

## 5 Experimental Setting

In this section, we describe our experimental setting corresponding to results presented in Sections 3 and 4. We consider two major cases, termed Case I and Case II here, for each DNN architecture under consideration. In Case I, we run SWA after a converged SGD. In Case II, we run it after a non-converged SGD. We adopt the same type of LRS as used in [Izmailov *et al.*, 2018]. An example of LRS we use is shown in Figure 9. This LRS covers  $L = 160$  epochs in total. The first half segment of this LRS takes a constant higher value  $C_h$ , followed by a segment of LRS that consists of linearly decreased learning rate values. The ending segment of this LRS takes a constant lower value  $C_l$ . For the LRS shown in Figure 9,  $C_h = 0.05$ , and  $C_l = 0.01$ . For Case I, we set the value of  $L$  to be big enough, and that of  $C_l$  small enough to guarantee that the SGD process that runs before SWA is converged. For Case II, we set a small value like 30 to  $L$ , to ensure that the SGD that runs preceding SWA does not converge. For the SWA procedure, the cycle length  $c$  takes a value that makes a cycle equal to an epoch. We

	VGG16	PreResNet-164	WideResNet-28-10
SGD	55.57%	68.00%	75.33%
SWA	65.98%	75.62%	80.59%
DSWA	68.10%	76.64%	81.20%
TSWA	68.54%	76.75%	81.00%

---

Table 2: TA Comparison among SGD, SWA, DSWA, and TSWA on CIFAR-100. The SGD procedure that runs before SWA does not converge.

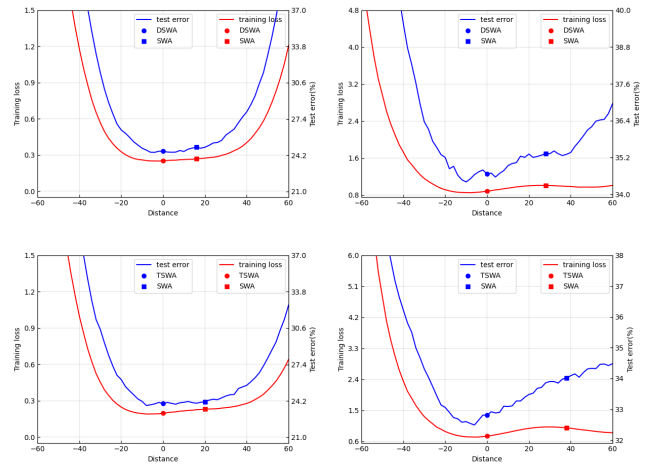


Figure 7: Cross-entropy train loss and test error as a function of a point on the line connecting SWA and DSWA (or TSWA) solutions on CIFAR-100. DSWA and TSWA are initialized by a non-converged SGD procedure. Left: PreResNet-164. Right: VGG16.

adopt the same CHC LRS as used in [Izmailov *et al.*, 2018] for the SWA procedure. The mini-batch size is set at 128 for all experiments.

Different from [Izmailov *et al.*, 2018], all models are trained without using the  $L_2$  weight regularization and the momentum technique. By this, we get a clean ablation result for investigating the effects of the CHC LRS and the WA operation on SWA’s performance.

## 6 Conclusions

In this paper, we revisited SWA and reported new findings:

- if one removes the momentum and the  $L_2$  based weight regularization from the DNN training process, SWA only provides striking better generalization when the preceding SGD does not converge (or converges to a “bad” local optimum); otherwise, it will bring non-significant even negative effects in terms of generalization;
- for cases in which SWA brings better generalization, the CHC LRS plays an important role for SWA’s success, while the WA operation only contributes to variance reduction, functioning similarly as tail-averaging;
- for cases in which the preceding SGD does not converge (or converges to a “bad” local optimum), replacing one SWA with more continuously executed lightweight SWAs (namely, using DSWA or TSWA) provides incremental performance gain in terms of generalization.

Our findings are corroborated by extensive experiments across many different DNN architectures, and different datasets including CIFAR- $\{10,100\}$ , and Imagenet.

This work disentangles the specific roles of the CHC LRS and the WA operation in SWA’s behavior, answers basic questions like when and how to use SWA appropriately. Our result indicates that there are cases in which the DNN loss surface is composed of sharp “valleys” separated by high-energy



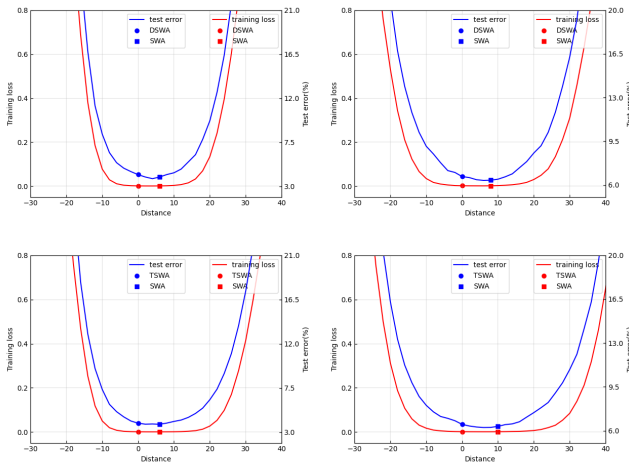


Figure 8: Cross-entropy train loss and test error as a function of a point on the line connecting SWA and DSWA (or TSWA) solutions on CIFAR-10. DSWA and TSWA are initialized by a converged SGD procedure. Left: PreResNet-164. Right: VGG16.

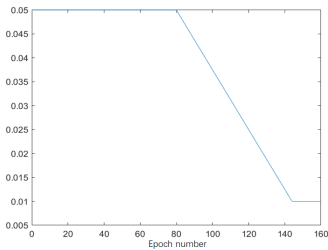


Figure 9: An example of the learning rate schedules used in our experiments.

barriers, and cases in which it consists of shallow “valleys” that are connected by near-constant-energy pathways as revealed in [Yang *et al.*, 2021]. For the former cases, if the preceding SGD has already been trapped into one sharp “valley”, then running SWA perhaps leads to no significant benefit in terms of generalization; for the latter cases, SWA is one highly efficient approach to find better optima than SGD, and decomposing one SWA into several continuously executed lightweight SWAs can speed up the searching process.

## Acknowledgment

This work was supported by the Research Initiation Project of Zhejiang Lab (No. 2021KB0PI01).

## References

[Allen-Zhu *et al.*, 2019] Zeyuan Allen-Zhu, Yuanzhi Li, and Zhao Song. A convergence theory for deep learning via over-parameterization. In *International Conference on Machine Learning*, pages 242–252. PMLR, 2019.

[Cha *et al.*, 2021] Junbum Cha, Sanghyuk Chun, Kyungjae Lee, Han-Cheol Cho, Seunghyun Park, Yunsung Lee, and Sungrae Park. SWAD: Domain generalization by seeking

flat minima. In *Advances in Neural Information Processing Systems*, 2021.

[Cheridito *et al.*, 2021] Patrick Cheridito, Arnulf Jentzen, and Florian Rossmannek. Non-convergence of stochastic gradient descent in the training of deep neural networks. *Journal of Complexity*, 64:101540, 2021.

[Garipov *et al.*, 2018] Timur Garipov, Pavel Izmailov, Dmitrii Podoprikin, Dmitry Vetrov, and Andrew Gordon Wilson. Loss surfaces, mode connectivity, and fast ensembling of dnns. In *Advances in Neural Information Processing Systems*, pages 8803–8812, 2018.

[Ghorbani *et al.*, 2019] Behrooz Ghorbani, Shankar Krishnan, and Ying Xiao. An investigation into neural net optimization via hessian eigenvalue density. In *International Conference on Machine Learning*, pages 2232–2241. PMLR, 2019.

[He *et al.*, 2016a] Kaiming He, Xiangyu Zhang, Shaoqing Ren, and Jian Sun. Deep residual learning for image recognition. In *IEEE Conference on Computer Vision and Pattern Recognition*, pages 770–778, 2016.

[He *et al.*, 2016b] Kaiming He, Xiangyu Zhang, Shaoqing Ren, and Jian Sun. Identity mappings in deep residual networks. In *European Conference on Computer Vision (ECCV)*, pages 630–645. Springer, 2016.

[Huang *et al.*, 2017a] Gao Huang, Yixuan Li, Geoff Pleiss, Zhuang Liu, John E Hopcroft, and Kilian Q Weinberger. Snapshot ensembles: Train 1, get M for free. In *International Conference on Learning Representations*, 2017.

[Huang *et al.*, 2017b] Gao Huang, Zhuang Liu, Laurens Van Der Maaten, and Kilian Q Weinberger. Densely connected convolutional networks. In *IEEE Conference on Computer Vision and Pattern Recognition*, pages 4700–4708, 2017.

[Hwang *et al.*, 2021] Joong-Won Hwang, Youngwan Lee, Sungchan Oh, and Yuseok Bae. Adversarial training with stochastic weight average. In *IEEE International Conference on Image Processing (ICIP)*, pages 814–818. IEEE, 2021.

[Izmailov *et al.*, 2018] Pavel Izmailov, Dmitrii Podoprikin, Timur Garipov, Dmitry Vetrov, and Andrew Gordon Wilson. Averaging weights leads to wider optima and better generalization. In *Proceedings of Conference on Uncertainty in Artificial Intelligence (UAI)*, pages 1–10, 2018.

[Jain *et al.*, 2018] Prateek Jain, Sham Kakade, Rahul Kidambi, Praneeth Netrapalli, and Aaron Sidford. Parallelizing stochastic gradient descent for least squares regression: mini-batching, averaging, and model misspecification. *Journal of Machine Learning Research*, 18, 2018.

[Keskar *et al.*, 2017] Nitish Shirish Keskar, Dheevatsa Mudigere, Jorge Nocedal, Mikhail Smelyanskiy, and Ping Tak Peter Tang. On large-batch training for deep learning: Generalization gap and sharp minima. In *International Conference on Learning Representations*, 2017.

- [Kleiner *et al.*, 2021] Ariel Kleiner, Behnam Neyshabur, Hossein Mobahi, and Pierre Foret. Sharpness-aware minimization for efficiently improving generalization. In *International Conference on Learning Representations*, 2021.
- [Leslie N, 2017] Smith Leslie N. Cyclical learning rates for training neural networks. In *Proceedings of IEEE Winter Conference on Applications of Computer Vision (WACV)*, pages 464–472. IEEE, 2017.
- [Loshchilov and Hutter, 2017] Ilya Loshchilov and Frank Hutter. SGDR: Stochastic gradient descent with warm restarts. In *International Conference on Learning Representations*, 2017.
- [Neu and Rosasco, 2018] Gergely Neu and Lorenzo Rosasco. Iterate averaging as regularization for stochastic gradient descent. In *Conference On Learning Theory*, pages 3222–3242. PMLR, 2018.
- [Polyak and Juditsky, 1992] Boris T Polyak and Anatoli B Juditsky. Acceleration of stochastic approximation by averaging. *SIAM Journal on Control and Optimization*, 30(4):838–855, 1992.
- [Ruppert, 1988] David Ruppert. Efficient estimations from a slowly convergent robbins-monro process. Technical report, Cornell University Operations Research and Industrial Engineering, 1988.
- [Sagun *et al.*, 2017] Levent Sagun, Utku Evci, V Ugur Guney, Yann Dauphin, and Leon Bottou. Empirical analysis of the hessian of over-parametrized neural networks. *arXiv preprint arXiv:1706.04454*, 2017.
- [Simonyan and Zisserman, 2015] Karen Simonyan and Andrew Zisserman. Very deep convolutional networks for large-scale image recognition. In *International Conference on Learning Representations*, 2015.
- [Smith and Topin, 2017] Leslie N Smith and Nicholay Topin. Exploring loss function topology with cyclical learning rates. *arXiv preprint arXiv:1702.04283*, 2017.
- [Smith and Topin, 2019] Leslie N Smith and Nicholay Topin. Super-convergence: Very fast training of neural networks using large learning rates. In *Artificial Intelligence and Machine Learning for Multi-Domain Operations Applications*, volume 11006, page 1100612. International Society for Optics and Photonics, 2019.
- [Yang *et al.*, 2021] Yaoqing Yang, Liam Hodgkinson, Ryan Theisen, Joe Zou, Joseph E Gonzalez, Kannan Ramchandran, and Michael W Mahoney. Taxonomizing local versus global structure in neural network loss landscapes. *Advances in Neural Information Processing Systems*, 34, 2021.
- [Yao *et al.*, 2020] Zhewei Yao, Amir Gholami, Kurt Keutzer, and Michael W Mahoney. Pyhessian: Neural networks through the lens of the hessian. In *IEEE International Conference on Big Data (Big Data)*, pages 581–590. IEEE, 2020.
- [Zagoruyko and Komodakis, 2016] Sergey Zagoruyko and Nikos Komodakis. Wide residual networks. *arXiv preprint arXiv:1605.07146*, 2016.