

Online Adversarial Distillation for Graph Neural Networks

Can Wang, Zhe Wang, Defang Chen, Sheng Zhou, Yan Feng, Chun Chen

Abstract—Knowledge distillation has recently become a popular technique to improve the model generalization ability on convolutional neural networks. However, its effect on graph neural networks is less than satisfactory since the graph topology and node attributes are likely to change in a dynamic way and in this case a static teacher model is insufficient in guiding student training. In this paper, we tackle this challenge by simultaneously training a group of graph neural networks in an online distillation fashion, where the group knowledge plays a role as a dynamic virtual teacher and the structure changes in graph neural networks are effectively captured. To improve the distillation performance, two types of knowledge are transferred among the students to enhance each other: *local knowledge* reflecting information in the graph topology and node attributes, and *global knowledge* reflecting the prediction over classes. We transfer the global knowledge with KL-divergence as the vanilla knowledge distillation does, while exploiting the complicated structure of the local knowledge with an efficient adversarial cyclic learning framework. Extensive experiments verified the effectiveness of our proposed online adversarial distillation approach.

Index Terms—Knowledge Distillation, Graph Neural Networks, Dynamic Graph, Online Distillation

I. INTRODUCTION

Recent advances in computing devices such as graphical processing units are rendering possible to train Deep Neural Networks (DNNs) with millions of parameters. In particular, Deep Convolutional Neural Networks (DCNNs) have made dramatic breakthroughs in a variety of computer vision applications including image classification [27] and object detection [12], etc, due to its extraordinary ability on feature extraction and expression. However, these DCNNs often contain tens or even hundreds of layers with millions of trainable parameters. For example, Inception V3 network [28] requires about 24M trainable parameters while ResNet152 [13] contains about 60M trainable parameters. Training such cumbersome models is highly time-consuming and space-demanding, thus their deployment on resource-limited devices such as mobile phones or tablets is restricted. For years, many approaches have been proposed to transform the heavy neural network into a lightweight one, such as network pruning [33] and low-rank factorization [7]. Knowledge Distillation (KD) is also proposed to compress and accelerate those cumbersome *teacher* models by training a lightweight *student* model to align with the teacher’ predictions [14]. The predictions from teacher are

used as a positive regularization to improve the generalization ability of the student network. Besides prediction alignment, knowledge distillation could also be achieved by aligning intermediate representations [4], [25] and sample relations [22], [23] between the teacher and student models. Due to its simple implementation and effectiveness, knowledge distillation has gained much popularity.

Recently, knowledge distillation has attracted the attention of the Graph Neural Networks (GNNs) community, where a tiny student GNN model is trained by distilling knowledge from a large pre-trained teacher GNN model [34], [36]. Nevertheless, directly employing the vanilla teacher-student paradigm will be plagued by the volatility of the graph data. That is, the graph topology and node attributes are likely to change over time. This indicates the distributions of training sets for the teacher and student models might vary. A static teacher model therefore is not optimized for transferring knowledge in a volatile environment. Retraining the heavy-weight teacher GNN when the graph changes will be impractical considering the expensive cost and the frequency of the change. Consequently, the student model trained with outdated knowledge from the static teacher will probably result in sub-optimal solutions. To alleviate this problem, instead of training a single heavy-weight static teacher GNN, we simultaneously train a group of student GNNs in an online fashion to effectively capture dynamic changes and leverage the group knowledge as an effective proxy for the pre-trained teacher model. In this way, each student GNN will distill the knowledge from other peers to enhance its performance. When retraining is required in case of graph updates, much less cost will be incurred by the light-weight student models than the heavy-weight teacher models.

More specifically, each student GNN is trained with the conventional cross-entropy loss from the ground truth labels as well as two types of knowledge from other peers, which corresponds to two characteristics of graph data: *Local Knowledge* and *Global Knowledge*: (1) *Local Knowledge* reflects information contained in the graph topology and node attributes, which is instantiated as the learned node embedding with aggregated attributes from neighboring nodes. To better capture the complicated structure of the local knowledge, we employ the adversarial cyclic learning to effectively achieve the embedding alignment among students. (2) *Global Knowledge* reflects the prediction over classes by the semi-supervised classifiers. We transfer this type of knowledge with KL divergence as the vanilla knowledge distillation does.

We conduct extensive experiments on benchmark datasets with different GNN architectures to verify the generalization

Can Wang, Zhe Wang, Defang Chen, Sheng Zhou, Yan Feng and Chun Chen are with Colledge of Computer Science, ZJU-Bangsun Joint Research Center for Real-time Intelligent Big Data Processing, Zhejiang University, Hangzhou 310058, China (email: wcan@zju.edu.cn, zhewangcs@zju.edu.cn, defchern@zju.edu.cn, zhousheng_zju@zju.edu.cn, fengyan@zju.edu.cn, chenc@zju.edu.cn)

of our proposed **O**nline **A**dversarial knowledge **D**istillation (OAD) framework. Ablation studies are also designed to demonstrate the necessity of each proposed component.

In summary, the contributions of this paper are concluded as follows:

- A novel online adversarial distillation (OAD) framework is proposed to simultaneously train a group of student models in an online fashion in which they can learn from peers and effectively capture structure updates in graph neural networks.
- Student GNNs are trained with both global and local knowledge in the GNN group for better distillation performance. To learn the complicated structure of the local knowledge, adversarial cyclic learning is employed to achieve more accurate embedding alignment among students.
- Extensive experiments including transductive/inductive node classification and object recognition on benchmark datasets as well as dynamic graphs demonstrate the effectiveness of our framework.

II. RELATED WORKS

A. Knowledge distillation

Knowledge distillation was initially introduced by [14], where the predictions of an over-parameterized model are regarded as teacher knowledge for the lightweight student training. To further enhance the performance, subsequent works attempted to align feature maps from intermediate layers [4], [25], [39] or align sample relations based on their representations from the penultimate layer [22], [23]. To circumvent the pretraining step for obtaining a large teacher model, online knowledge distillation provides a more economic solution by simultaneously training a group of student models and encouraging each student to distill from other peers [3], [17], [40]. The reason behind these works is that we can dynamically construct one or several “virtual” teacher(s) with higher accuracy to guide the student during training. The most straightforward way to obtain the “virtual” teacher(s) is to simply average the predictions of other peers [40], which is later improved by adaptively learning the weights through gate or self-attention mechanism [3], [17]. Although online knowledge distillation has been extensively studied on CNNs, to the best of our knowledge, our work is the first attempt on GNNs.

B. Graph Neural Networks

Graph Neural Networks (GNNs) can be categorized into spectral-based and spatial-based ones. Spectral-based GNNs [2] introduced signal processing filters to remove the noise in the graph data. While spatial-based GNNs defined the graph convolutional operation as message propagation, which can be built by the first-order approximation as pointed in GCN [16]. Subsequently, there are many works attempting to improve the performance. Graph Attention Network (GAT) introduced self-attention mechanism to allow more flexible importance assignment to neighbors [30]. GraphSAGE generated embeddings by sampling and aggregating neighbor features, enabling

inductive learning on large-scale graphs [11]. Some other GNNs are designed for 3D point cloud recognition tasks where the graphs are generated with k nearest neighbors [18], [32]. Apart from modifying the graph architecture, [36] explored to incorporate local structure information from another pretrained model. Compared to previous works, we propose a framework to improve the performance without incurring more computational or storage budgets in the inference.

C. Generative Adversarial Networks

Generative Adversarial Networks (GANs) aim to learn an implicit mapping from random variables to the data distribution. Typically, one neural network called *generator* and another neural network called *discriminator* are trained in an adversarial way: the generator is encouraged to produce fake samples similar to real samples while the discriminator tries to distinguish fake samples from real samples [9]. Since its birth, GANs have received significant attention and have been extended to many other forms, such as conditional variants with latent variables [5], [21], more elaborate distance metrics to increase the training stability [10], [20]. Recently, in KD field, the discriminator is included to enforce the student network to mimic teacher network’s pattern [19], [31]. In this work, we employ a GAN framework to distill the local knowledge of in a group of GNN models.

III. METHOD

In this section, we will elaborate on our proposed **O**nline **A**dversarial knowledge **D**istillation (OAD) framework for graph neural networks. Generally, we will utilize the online knowledge distillation paradigm to simultaneously train a group of student models and encourage each student to learn from other peers mutually.

More specifically, we start with a group of untrained student models with randomly initialized parameters. Intuitively, these students are expected to capture different characteristics of graph data, which can be mainly grouped into two types: (1) Local knowledge combining the local neighborhood structure and the node features, which is naturally represented by the learned node embeddings. (2) Global knowledge referring to the label distribution predicted by the GNN models, deciding the corresponding categories for each node.

Both of these two knowledge types are transferred among students while they differ in the way of distillation. As the global knowledge is represented by the distribution over the labels, we follow the vanilla knowledge distillation and use the Kullback-Leibler divergence (KL) to measure the distance. However, the local knowledge combines both the graph topology and the node attributes, which is more complicated than the label distribution. More importantly, each student model is expected to capture different characteristics of the graph. Strictly aligning the embedding with L_2 or KL measurement will impair the diversity and degenerates the knowledge transferred among student models. Inspired by the success of adversarial training in learning complicated distribution, we train several discriminators to distinguish the difference between the learned embedding distribution, which yields more

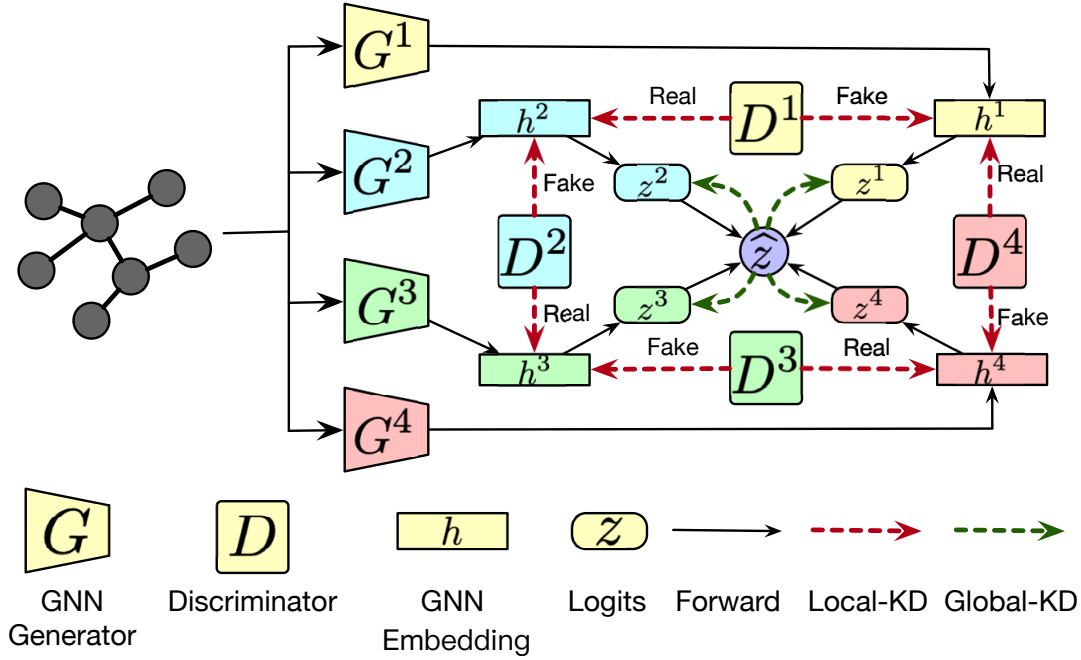


Fig. 1. Overview of the proposed online adversarial knowledge distillation framework for GNNs. In this figure, we show the case with four student GNN models. Each student model is assigned with a GNN generator and a discriminator. The local knowledge is distilled by the adversarial learning denoted as red dot lines, the global knowledge is distilled by the KL divergence denoted as green dot lines. The order of the discrimination is in cyclic manner.

accurate results. Additionally, we utilize the cyclic training strategy to improve the training efficiency. Figure 1 illustrates the proposed OAD framework, which contains three major components: local knowledge distillation, global knowledge distillation, and adversarial cyclic training. In the following contents, we will first recap some fundamental concepts about knowledge distillation and graph neural networks. Then, we introduce the details about the proposed model.

A. Knowledge Distillation

In this subsection, we review the concepts about knowledge distillation briefly. Knowledge distillation is generally composed by two neural networks with distinct architectures: A teacher network with larger parameters and a student network with fewer parameters. The goal of knowledge distillation is to transfer meaningful knowledge of teacher network to enhance to generalization performance of student network. To achieve knowledge transfer, Classic knowledge distillation [14] encouraged the alignment of softened outputs of teacher and student. Specifically, besides standard cross entropy loss between predictions \mathbf{p}_s and ground truth label \mathbf{y} , the student network is also trained to minimize the Kullback-Leibler (KL) divergence between student predictions \mathbf{p}_s and teacher predictions \mathbf{p}_t after softened transformation:

$$\mathcal{L} = \mathcal{L}_{CE}(\mathbf{p}_s, \mathbf{y}) + \alpha T^2 KL(\mathbf{p}_s/T, \mathbf{p}_t/T) \quad (1)$$

where T is a hyper-parameter known as temperature. The higher T leads to more significant softened effect.

Besides output logits, the teacher intermediate layers also encoded highly representative knowledge to the given dataset, which may be potential to boost the student performance

further. Many works has been proposed to match the raw or transformed hidden layers. For example, Fitnet [25] randomly selects one hidden layer from both teacher network and student network and minimize their mean square error (MSE) loss:

$$\mathcal{L}_{Fitnet} = \frac{1}{2} \|r(\mathbf{h}_s) - \mathbf{h}_t\|^2 \quad (2)$$

where $r(\cdot)$ is a dimension transformation operator such as Multi-Layer Perception.

B. Graph Neural Networks

In this subsection, we briefly recall the definition of GNNs. The input of a GNN is a graph denoted as $\mathcal{G} = \{\mathcal{V}, \mathcal{E}\}$ where $\mathcal{V} = \{v_1, v_2, \dots, v_N\}$ is the node set and \mathcal{E} is the edge set. The node features are given by a matrix $X = \{x_1, x_2, \dots, x_N\} \in \mathcal{R}^{N \times D}$, where $x_i \in \mathcal{R}^D$ is the node feature of v_i . The adjacency matrix of G is denoted by $A^{N \times N}$ where $A_{ij} = 1$ if $(v_i, v_j) \in \mathcal{E}$ and $A_{ij} = 0$ if $(v_i, v_j) \notin \mathcal{E}$. The connected neighborhood set of node v_i is denoted as \mathcal{N}_i .

Graph neural networks aim at learning a mapping function $f: \mathcal{R}^{N \times N} \times \mathcal{R}^{N \times D} \rightarrow \mathcal{R}^{N \times D'}$. The core operation of graph neural networks is aggregating features from the neighborhood nodes. A typical GNN with L layers is defined as:

$$G(x_i) = h_i^{(L)}, \quad h_i^{(l+1)} = \sigma(h_i^{(l)}, \mathcal{AGG}_{j \in \mathcal{N}_i} \phi(h_i^{(l)}, h_j^{(l)})) \quad (3)$$

where $l = 1, 2, \dots, L - 1$, $h_i^{(l)}$ is the embedding of node v_i in the l -th hidden layer of the GNN encoder G , $\phi(\cdot, \cdot)$ is a pairwise message passing function, \mathcal{AGG} function is used to aggregate messages from all neighbors of v_i , and σ function updates the state of v_i based on its current state as well as the messages propagated by local neighbors. Existing GNN

methods have mainly varies on the message passing function $\phi(\cdot, \cdot)$ as well as the aggregation function \mathcal{AGG} . To verify the generalization of our proposed framework for the graph neural networks, we test three widely adopted graph neural networks named GCN [16], GAT [30] and GraphSAGE [11].

C. Local Knowledge Distillation

The aforementioned definition of GNNs demonstrates that the learned embedding h_i can effectively represent the local information around node v_i . Inspired by the idea of intermediate-layer association in knowledge distillation, a straightforward strategy to enhance representation ability of h_i is to distill the intermediate layer or its transformation from a better generalized teacher GNN. However, we propose that this method suffers from following two drawbacks: 1) It requires a teacher GNN usually with much more parameters being pretrained, which needs expensive computations. 2) More importantly, the graph-structured data can be more frequently changed than static data such as images. Take an example of social network, there are millions of new following relationships generated everyday. Thus, the dataset distributions of teacher and student network may vary given the drastic change of graph, and the knowledge learned by teacher network may not be helpful for the student network. The experiments on dynamic graph prove this point, see subsection IV-D.

Instead, we propose Online Adversarial Distillation (OAD) for GNN to address above two drawbacks. In OAD framework, a group of lightweight student GNNs are trained simultaneously and each student is expected to distill the knowledge from a "virtual" teacher formulated by the remaining group members, thus a pretrained teacher network is not needed. Since the total number of parameters in OAD framework is less than pretrained teacher network, it is more spatially efficient than vanilla knowledge distillation framework. Besides, as all the networks are trained on the same graph, the problem of domain shift caused by the dynamic of graph is solved.

Next, we introduce the local knowledge distillation component of OAD. For each student GNN, a simple strategy is to take the remaining $M - 1$ GNNs as its "virtual" teachers. We adopt a GAN framework to facility local knowledge distillation from teachers. For the m -th student network, we take its graph convolution layers $G^m, m = 1, 2, \dots, M$ as the generator to generate embedding h_i for the i -th node. Then, to enforce G^m to distill the knowledge of other GNN members, $m - 1$ corresponding discriminators $D^{mq} : \mathcal{R}^{N \times D'} \rightarrow \mathcal{R}^N$ is included to distinguish whether the node embedding is originated from G^m or $G^q (q \neq m)$. Specifically, the discriminator aggregates the node embedding of central node and its neighbors learned by G^m or G^q and outputs a scalar between 0 (fake) and 1 (real) indicating the probability that the input is originated from a G^q , while the encoder G^m is trained to confuse the discriminator and obtain high score (close to real) after discrimination.

However, discriminating all pairs of M student models takes $M * (M - 1) / 2$ times, which is unfriendly to efficient training, especially when the number of student model grows. To improve the training efficiency while maintaining the performance, we follow [6] and utilize the cyclic training strategy to

reduce the number of discrimination into M . For D^m , it takes G^m and G^{m+1} as input and learns to discriminate G^m as fake and G^{m+1} as real. In this way, each student GNN generator is trained to confuse the D^m and generate the embedding that follows the distribution of other student models. For the entire student group, the knowledge of node embedding are transferred in a cycle: $M \rightarrow M - 1, M - 1 \rightarrow M - 2, \dots, 1 \rightarrow M$. We use the original GAN framework where both discriminators and generators are trained to minimize the following loss:

$$\begin{aligned} \mathcal{L}_D &= \sum_{m=1}^{M-1} [\log D^m(G^m(X)) - \log D^m(G^{m+1}(X))] \\ &+ \log D^M(G^M(X)) - \log D^M(G^1(X)) \quad (4) \\ \mathcal{L}_G &= \sum_{m=1}^M -\log D^m(G^m(X)) \end{aligned}$$

In the training phase, sequentially updating discriminator D^m and GNN encoder G^m will destroy the computation graph since G^m will also join the loss calculation of D^{m+1} . Instead, we fix generators and update all the discriminators firstly, then we fix discriminators and update all the generators. This group optimization process will not increase the training burden.

D. Global Knowledge Distillation

Given the embedding h_i^m of node v_i learned by the m -th GNN generator, we use the graph convolutional layer Θ and softmax function to transform the representation into the logits z_i^m , which is computed as:

$$z_i^{mk} = \frac{\exp(\Theta(h_i^{mk})/\mathcal{T})}{\sum_{j=1}^K \exp(\Theta(h_i^{mj})/\mathcal{T})} \quad (5)$$

where z_i^{mk} is the probability of node v_i in class k predicted by m -th student model, \mathcal{T} is the temperature. Note that \mathcal{T} is greater than 1 and we set $\mathcal{T} = 3.0$ for all the experiments in this paper.

In the global knowledge distillation, for the m -th student, the average of predictions from remaining $M - 1$ student models serves as a global guidance for training, which is formulated as:

$$\widehat{z}_i^m = \frac{1}{M - 1} \sum_{j, j \neq m} z_i^j \quad (6)$$

We use the KL divergence between these two softened class distribution as the global knowledge distillation loss:

$$\mathcal{L}_B = \mathcal{T}^2 \sum_{i=1}^N \sum_{m=1}^M KL(z_i^m, \widehat{z}_i^m) \quad (7)$$

where \mathcal{T}^2 is multiplied to keep the gradient this loss term roughly unchanged when \mathcal{T} changes [14].

E. Overall Training Process

The overall training loss for student GNN models is formulated as:

$$\mathcal{L}_{total} = \mathcal{L}_{CE} + \alpha \mathcal{L}_G + \beta \mathcal{L}_B \quad (8)$$

where \mathcal{L}_{CE} is the supervised cross entropy loss, α and β are the coefficients for the corresponding distillation losses. In our experiments, each student do not distill the knowledge from other peers at the initial epochs of training, i.e., they only learn from the ground-truth labels. After warmed up phase, each student has its own perception to the mapping structure, then the meaningful knowledge can be distilled to others.

F. Complexity Analysis

In this subsection, we analyze the computation complexity of the proposed OAD framework. Let T_G^i and T_Θ^i be the computing time of one forward propagation on graph encoder and output layers of the i -th student, respectively. Let T_D^i be the computing time of one forward propagation on the i -th discriminator. The overall computing time of one forward propagation of proposed model is:

$$\begin{aligned} T_{OAD} &= \sum_{i=1}^M T_G^i + \sum_{i=1}^M T_\Theta^i + \sum_{i=1}^M 2T_D^i \\ &= O(\sum_{i=1}^M T_G^i) + O(\sum_{i=1}^M T_\Theta^i) + O(\sum_{i=1}^M T_D^i) \end{aligned} \quad (9)$$

Thus, the computing time of the proposed OAD model increases linearly w.r.t. the number of group members. Meanwhile, let N_G and N_Θ be the parameter number of graph encoder and output layers for a single student GNN, respectively. Let N_D be the parameter number of a single discriminator. Thus the total parameter number of OAD model is:

$$S_{OAD} = M(N_G + N_\Theta + N_D) \quad (10)$$

when M is limited, the total number of parameters is much less than a cumbersome GNN.

IV. EXPERIMENT

To evaluate the performance of proposed OAD framework, we conduct node classification tasks on citation datasets, Protein-Protein Interaction (PPI) dataset, and object recognition task on ModelNet40 dataset. A variety of classic GNN architectures are tested to evaluate the generalization of the OAD framework, including GCN [16], GAT [30] and GraphSAGE [11]. Besides, we compare the performance of OAD and vanilla KD method on dynamic graphs. The result indicates that proposed OAD method is more robust to the drastic changes of graphs than vanilla KD method. We also conduct an ablation study to evaluate the effectiveness of each module and the group mutual learning strategy in the OAD framework. Furthermore, we analyze the impact of group size used in online knowledge distillation to the performance of model. Finally, we visualize the feature space generated by different models, which demonstrates that proposed OAD framework can generate much more effective representations.

A. Transductive node classification on citation datasets

We firstly evaluate our model by transductive node classification task on three citation datasets: Cora, Pubmed and Citcecer. In these datasets, nodes represent the publications

Algorithm 1 Online adversarial distillation for Graph Neural Network

Input: Graph $\mathcal{G} = \{\mathcal{V}, \mathcal{E}\}$. Node attribution matrix $X = \{x_1, x_2, \dots, x_N\} \in \mathcal{R}^{N \times D}$. Adjacency matrix $A \in \mathcal{R}^{N \times N}$. M student graph neural networks $\{f_m\}_{m=1}^M$. M discriminators $\{D_m\}_{m=1}^M$. Epochs of independent learning $epoch_t$, epochs of online knowledge distillation $epoch_o$, weights of loss α, β .

Output: Well-trained graph neural network ensemble.

- 1: **for** $t = 1$ to $epoch_t$ **do**
 - 2: Forward M student GNN models to generate predictions $\{f_m(X)\}_{m=1}^M$.
 - 3: Compute cross entropy loss \mathcal{L}_{CE} for each GNN.
 - 4: Update the parameters of M students by backward propagation of \mathcal{L}_{CE} .
 - 5: **end for**
 - 6: **for** $t = 1$ to $epoch_o$ **do**
 - 7: Forward M student GNN models to generate predictions $\{f_m(X)\}_{m=1}^M$ and hidden embedding $\{G_m(X)\}_{m=1}^M$.
 - 8: Forward M discriminators $\{D_m\}_{m=1}^M$.
 - 9: Compute \mathcal{L}_D .
 - 10: Update the parameters of M discriminators by back propagating \mathcal{L}_D .
 - 11: Compute cross entropy loss \mathcal{L}_{CE} for each student GNN.
 - 12: Compute global knowledge distillation loss \mathcal{L}_B .
 - 13: Compute local knowledge distillation loss \mathcal{L}_G .
 - 14: Update the parameters of M student GNNs by back propagation of \mathcal{L}_{total} .
 - 15: **end for**
-

and edges represent citations between them. The Cora dataset contains 2708 nodes, 5429 edges, 1433 features and seven possible classes. The Pubmed dataset has 19717 nodes, 44338 edges, 500 features and three possible classes. The Citcecer dataset contains 3327 nodes, 4732 edges, 3703 edges and six possible classes. Following the same experimental settings of existing methods [37], 20 nodes per class are selected for training, 500 nodes are for validation and 1000 nodes are for testing. In the transductive training setting, the model can access all nodes on the whole graph. We compare the performance of vanilla GNNs and the corresponding OAD variants, denoted as ‘‘a specific model + OAD’’. Each student GNN with the OAD framework has the same network architecture as its corresponding vanilla GNN. We also include the performance of a GNN ensemble with the same group size and network architecture as OAD framework. Note that at inference phase, *an ensemble model averages all the students’ predictions while the output of proposed OAD method is the prediction of single student GNN.*

Table IV-A summarizes the network architectures and their parameter numbers in citation experiment. We set the group size in this experiment as 4. As can be seen from Table IV-A, *the total parameters of student networks and extern discriminators are less than one teacher network.* We adopt two-layer GNNs in all the experiments. For GCN and GraphSAGE,

TABLE I
NETWORK ARCHITECTURE USED IN CITATION NETWORKS.

Dataset	Network	Layers	Features	Attention heads	Parameters
Cora	GCN-Teacher	2	128,7	/	0.18M
	GCN-Student	2	16,7	/	0.02M
	GCN-Discriminator	1	1	/	0.017K
	GAT-Teacher	2	128,7	8,1	1.47M
	GAT-Student	2	8,7	8,1	0.09M
	GAT-Discriminator	2	16,1	/	1.06K
	GraphSAGE-Teacher	2	128,7	/	0.37M
	GraphSAGE-Student	2	16,1	/	0.05M
Citeceer	GCN-Teacher	2	128,6	/	0.47M
	GCN-Student	2	16,6	/	0.06M
	GCN-Discriminator	1	1	/	0.017K
	GAT-Teacher	2	128,6	8,1	3.80M
	GAT-Student	2	8,6	8,1	0.24M
	GAT-Discriminator	2	16,1	/	1.06K
	GraphSAGE-Teacher	2	128,6	/	0.95M
	GraphSAGE-Student	2	16,6	/	0.12M
Pubmed	GCN-Teacher	2	128,3	/	0.06M
	GCN-Student	2	16,3	/	0.008M
	GCN-Discriminator	1	1	/	0.017K
	GAT-Teacher	2	128,3	8,8	0.54M
	GAT-Student	2	8,3	8,8	0.03M
	GAT-Discriminator	2	16,1	/	1.06K
	GraphSAGE-Teacher	2	128,3	/	0.13M
	GraphSAGE-Student	2	16,3	/	0.02M
	GraphSAGE-Discriminator	2	16,1	/	0.29K

the dimension of hidden layer is 16. For GAT, following the settings in original paper [30], the hidden dimension is 8 and the attention heads are set as [8,1] for Cora and Citeceer, and [8,8] for Pubmed, respectively. The aggregation type of GraphSAGE is "mean". For all the experiments, we fix learning rate, weight decay and optimizer as 0.005, 0.0005 and Adam, respectively. The OAD model is warmed up for 100 epoch, and further mutual learned for 100 epoch. For other baselines, the total training epoch is 200. For OAD, we adopt GCNs as skeleton of discriminators. The input of discriminator is the last hidden layers (the layer before last convolution layer) of GNNs. The discriminators used in GCN experiments are a single-layer GCN, while the discriminators used in GAT and GraphSAGE experiments are two-layer GCNs with hidden dimensions of 16. We set the loss coefficient $\alpha = 1$ and $\beta = 1$ for all the network-dataset combinations. Note that we evaluate the performance of all the student models and report the best case for our model. All the experiments are conducted on one a Linux 18.04 Server with one GeForce RTX 2080 Ti GPU of 11.0 GB memory.

Table II illustrates the experimental results of the transductive node classification task on citation datasets. The baseline methods include the single GNN and vanilla KD method. We observe that all the GNNs with the proposed OAD framework gain improvement over vanilla KD method and single GNNs. Specifically, on the Citeceer dataset, our model can bring 0.74% and 2.05% performance improvement for GCN and GraphSAGE, respectively. This demonstrates the effectiveness and the generalization of the proposed OAD framework.

TABLE II
TOP-1 ACCURACY (%) OF TRANSDUCTIVE NODE CLASSIFICATION TASK ON THREE CITATION DATASETS.

Model	Cora	Pubmed	Citeceer
GCN	80.0	78.9	65.7
GCN+OAD	80.9	79.3	67.5
KD	80.4	79.0	66.5
Ensemble	80.3	79.0	66.0
Teacher	81.5	79.2	68.2
Improve %	0.62%	0.38%	1.50%
GAT	81.9	77.0	68.9
GAT+OAD	82.2	78.5	69.6
KD	81.2	78.0	68.6
Ensemble	82.1	77.5	69.9
Teacher	82.2	77.9	69.9
Improve %	1.23%	0.77%	1.01%
GraphSAGE	80.3	76.5	68.0
GraphSAGE+OAD	81.6	77.4	69.7
KD	81.0	76.9	68.3
Ensemble	81.2	77.1	69.4
Teacher	81.7	78.3	69.9
Improve %	0.74%	0.65%	2.05%

B. Inductive node classification on PPI dataset

In this section, we evaluate the proposed OAD framework by inductive node classification task on Protein-to-Protein Interaction (PPI) dataset [41]. PPI dataset contains 24 graphs corresponding to different human issues. The average number of nodes per graph is 2372. Each node has 50 features that encode information about the positional gene set and immunological characters. The total number of edges is 818716, constructed by preprocessing data provided by [11]. The dimension of the label for each node is 121. We follow the same data splitting protocol as [30], in which the number of graphs for training,

TABLE III
NETWORK ARCHITECTURES USED ON PPI DATASET

Network	Layers	Features	Attention Heads	Parameters
GAT-Teacher	3	256,256,121	4,4,6	3.64M
GAT-Student	5	64,64,64,64,121	2,2,2,2,2	0.17M
GAT-Discriminator	2	64,1	/	0.008M
GraphSAGE-Teacher	3	256,256,121	/	0.22M
GraphSAGE-Student	5	64,64,64,64,121	/	0.047M
GraphSAGE-Discriminator	2	64,1	/	0.004M

validation and testing are 20, 2 and 2, respectively. Note that the testing graphs are completely undetectable during training. For PPI dataset, each node may belong to multiple categories and we evaluate the overall F1 score of the entire graph.

Table III summarizes the students’ and teacher’s network structures used in the experiment. The group size is set as 4. As can be seen from Table III, *the total parameters of student networks and extern discriminators are less than one teacher network*. For our model, students in the group warmup with cross entropy loss for 50 epochs, then they learn mutually for 50 epochs. For the single GNN and LSP [36], the total number of training epoch is 100. For all the comparisons, the learning rate, weight decay and optimizer are set as 0.005, 0 and Adam, respectively. The aggregation type of GraphSAGE is ”mean”. For our model, we adopt two-layer GCNs as discriminators in feature level distillation with 64 hidden neurons. The input of discriminator is the last hidden layers (the layer before last convolution layer) of GNNs. The loss coefficients is set as $\alpha = 1, \beta = 0.1$ for both GAT and GraphSAGE. All the results are generated by our implementations except LSP [36] which we run the codes released by authors. Note that we evaluate the performance of all the student models and report the best case for our model. We repeat every experiment 4 times with different random seeds to initialize and report the average and variance. All the experiments are conducted on a Linux Ubuntu 18.04 Server with one GeForce RTX 2080 Ti GPU of 11.0 GB memory.

Our baselines include KD [14], FitNet [25], AT [39] and LSP [36], all of which follows the vanilla teacher-student paradigm. We also include DML [40], a classic online knowledge distillation method, as comparison. We adopt GAT [30] and GraphSAGE [11] as the skeleton models. In this experiment, we pretrain a much larger teacher model which performs significantly better than the student, enabling sufficient knowledge to transfer. All of the student models keep the same architecture in our experiments.

Table IV summarizes the results on the PPI dataset. We observe that training with a pretrained teacher model will negatively influence the performance of GNN, while our proposed OAD can boost its performance. Specifically, compared to single GNN model, proposed OAD method has 0.85% and 2.27% improvement for GAT and GraphSAGE, respectively. Moreover, OAD exceeds other vanilla knowledge distillation variants by more than 2% for both GAT and GraphSAGE, indicating ”virtual” teacher paradigm is more effective for GNN. Compared to DML, proposed OAD method capture both local and global knowledge of GNN and improves by 0.35%

TABLE IV
F1 SCORE OF INDUCTIVE NODE CLASSIFICATION ON PPI DATASET.

Method	GAT	GraphSAGE
Student	90.13 \pm 0.30	76.03 \pm 0.61
Fitnet	87.63 \pm 0.37	67.75 \pm 0.96
AT	85.60 \pm 1.20	74.45 \pm 1.18
LSP	89.60 \pm 0.62	74.83 \pm 0.66
KD	90.35 \pm 0.33	76.28 \pm 0.66
DML	90.63 \pm 0.50	77.03 \pm 0.33
OAD	90.98 \pm 0.46	78.30 \pm 0.36
Teacher	97.0	86.3
Ensemble	94.8	80.1

and 1.27% for GAT and GraphSAGE, respectively.

C. Object recognition on ModelNet40 dataset.

ModelNet40 dataset is adopted for the object recognition task, consisting of 12311 meshed CAD models from 40 categories (9843 for training and 2468 for testing). Each model is constructed by a series of points with (x,y,z) coordinates. Following the experimental settings of [24], we uniformly sample 1024 points for each model and then discard the original one. We use DGCNN as the skeleton model and construct the graph in the feature space by KNN algorithm as the previous work [32]. It is worth noting that the graph varies in different layers and different training stages. For a fair comparison, we use the same student architecture as that of LSP [36].

We adopt the same teacher and student architectures as [36], which are summarized in Table V. We set the group size of our OAD model as 4. As can be seen from Table V, *the total parameters of student networks and extern discriminators are less than one teacher network*. For online knowledge distillation, the epoch of warmup learning and mutual learning are set as 100 and 150, respectively. For fair comparison, the single DGCNN is trained for 250 epochs. For all settings, we use SGD with momentum rate of 0.90 as optimizer. The learning rate, weight decay, dropout rate are 0.1 and 0.0001 and 0.5, respectively. The discriminators for proposed model are two-layer MLPs with batch normalization, which take the last hidden layer (the layer before output layer) of DGCNN as input. We set $\alpha = 1, \beta = 0.05$ as loss weights. We cite the results of Fitnet, AT and LSP in the original paper [36]. Note that we evaluate the performance of all the student models and report the best case for our model. We repeat every experiment 4 times with different random seeds to initialize and report the average. All the experiments are conducted on a Linux Ubuntu

TABLE V
NETWORK ARCHITECTURES USED ON MODELNET40 DATASET

Network	Layers	Feature maps	MLPs	K	Parameters
Teacher	5	64,64,128,256,1024	512,256	20	1.81M
Student	4	32,32,64,128	256	10	0.1 M
Discriminator	2	32,1	/	/	4.25K

TABLE VI
COMPARISON OF DIFFERENT METHODS ON MODELNET40 DATASET.

Method	Top-1 Accuracy	Balanced Accuracy
Student	92.3	88.8
Fitnet	91.1	87.9
AT	91.6	87.9
LSP	91.9	88.6
OAD	92.7	89.3
Teacher	92.9	89.3
Ensemble	93.2	90.0

18.04 Server with one GeForce RTX 2080 Ti GPU of 11.0 GB memory.

Table VI summarizes the results of object recognition on the ModelNet40 dataset. We can observe that the performance of our proposed model exceeds all the comparison methods. Besides, OAD can obtain a similar Top-1 accuracy score and a higher balanced accuracy score than the teacher model. This indicates that stacking several lightweight models with a significantly less number of parameters can perform almost as well as the teacher model. Another interesting observation is that most baseline methods perform worse than the student model, which is explainable as the graphs varies during training. This further indicates the advantage of the OAD framework in adapting the changes of the graph.

D. Dynamic graph

In this section, we compare the performance of a single GNN, conventional knowledge distillation and our proposed OAD model on dynamic graphs. The changes of a graph may be caused by node attributes variation or graph structure evolution. Corresponding to above two circumstances, we conduct two simulation experiments on PPI dataset. Firstly, we add random noises on each node’s attribution (This experiment is denoted as “Dynamic-A”). The noise has zero means and frequencies ranging from 0.2 to 1.2. Then, we randomly remove certain proportions of edges on the graph (This experiment is denoted as “Dynamic-B”). The removed proportion ranges from 0.05 to 0.3. Consider that GNNs may fail to train after its edges being removed, we add self loops on the isolated nodes. We adopt GAT and GraphSAGE as the skeleton networks. Their architectures are summarized in Table III. For knowledge distillation, we pretrain a much larger teacher GNN on original graph and then transfer its knowledge about logits distribution to a student GNN trained on dynamic graphs. For OAD and the single GNN, the training process is completely on dynamic graphs. Other experimental details are the same as Subsection IV-B. We compute the improvement of KD compared to single student GNN (denoted

as “KD-Student”) and improvement of OAD compared to single student GNN (denoted as “OAD-Student”). The results of “Dynamic-A” and “Dynamic-B” are presented in Figure 2 and 3, respectively. From Figure 2, we observe that as the graph changes more drastically, the value of “KD-Student” drops. When the frequency of random noise exceeds 0.6, the knowledge transferred from the static teacher is even harmful to the student. On the other hand, our proposed OAD model exceeds student GNN on all dynamic graphs, especially when the dynamic graph is greatly different from the original graph. From Figure 3, we observe that for both GAT and GraphSAGE, the values of “KD-Student” are marginally around 0, indicating the knowledge obtained from the old graph is not effective on the new graph. Meanwhile, OAD maintains the superiority on the dynamic graphs. The reason behind this phenomenon may be that all students are trained on the graph of same dynamic frequency simultaneously in our model, they can capture different characteristics of the dynamic graph and knowledge consistency is retained.

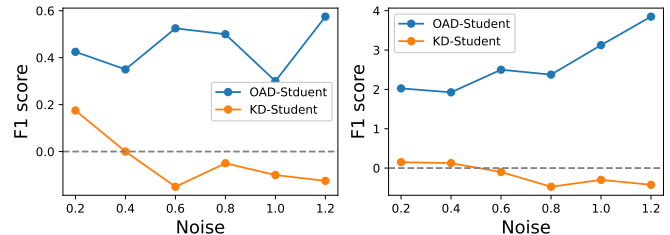


Fig. 2. Comparisons of the single GNN, knowledge distillation and OAD , after adding random noises on the node attributions.

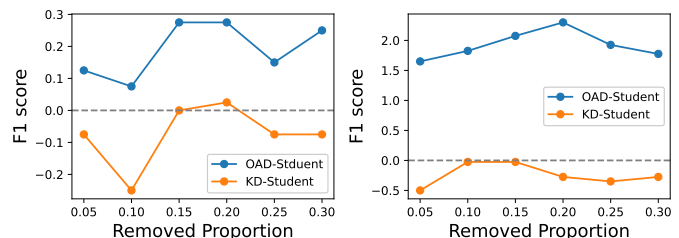


Fig. 3. Comparisons of the single GNN, knowledge distillation and OAD on dynamic graphs, after removing a certain proportion of edges of the graph.

E. Benefit of mutual learning

In this section, we further analyze the benefit of group-based mutual learning. In Figure 5, we compare the validation micro F1 scores of “ensemble”, OAD and a vanilla GNN on the PPI




Fig. 4. Visualization of features learned by different models, deprecated by the distance between red points and other points. From left to right: original input features; features learned by student DGCNN; features learned by DGCNN with OAD framework and features learned by teacher DGCNN. Best viewed in color.

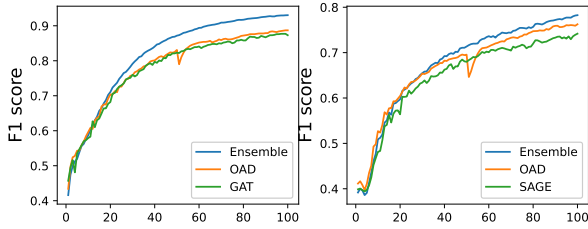


Fig. 5. Comparisons of Ensemble, OAD and a vanilla GNN on PPI dataset.

dataset during the training phase. The experimental setup is the same as Subsection 4.2. We plot the validation F1 scores from epoch 0 to epoch 100. Our OAD model is warmed up from epoch 0 to 50 without group knowledge transfer. From 50 to 100 epoch, additional discriminators are introduced for mutual learning. It can be seen that the F1 scores of “ensemble” are consistently higher than the GNN trained with OAD, which indicates that the generated group knowledge may act like a “virtual” teacher to help improve the performance of the GNN model. We observe that the performance drops slightly at around epoch 50, because the parameters of newly attached discriminators are randomly initialized. After several epochs, as the discriminators learn the difference of GNN students’ features, they can aid the training process.

F. Ablation Study

To further evaluate the effectiveness of each component in our OAD framework, we perform an ablation study on the PPI dataset and ModelNet40 dataset. The results are presented in Table VII and VIII. We analyze the contributions of each component as follows:

(1) w/o \mathcal{L}_B refers to removing the global knowledge distillation module (\mathcal{L}_B) of the OAD framework. On the PPI dataset,

TABLE VII
F1 SCORE OF DIFFERENT ABLATION SETTINGS ON PPI DATASET.

Method	GAT	GraphSAGE
w/o \mathcal{L}_B	90.58 ± 0.35	77.10 ± 0.56
w/o \mathcal{L}_G	90.80 ± 0.34	77.08 ± 0.54
OAD	90.98 ± 0.46	78.30 ± 0.36

TABLE VIII
ABLATION STUDIES ON MODELNET40 DATASET

Method	Top-1 Accuracy	Balanced Accuracy
w/o \mathcal{L}_B	92.6	89.2
w/o \mathcal{L}_G	92.5	89.0
OAD	92.7	89.3

the ablation of this module decreases the micro-F1 scores of GAT and GraphSAGE by 0.4% and 1.2%, respectively. As for the ModelNet40 dataset, DGCNN obtains 0.3% lower top-1 accuracy and 0.2% lower balanced accuracy without this module. This demonstrates that global knowledge distillation can bring benefits to the proposed framework.

(2) w/o \mathcal{L}_G refers to removing the local knowledge distillation module (\mathcal{L}_G) of the OAD framework. As a result, all the external discriminators are removed and knowledge transfer on node embedding space is prohibited. This setting decreases the performance of GAT by 0.18% and GraphSAGE by 1.22%, respectively. On the ModelNet40 dataset, after removing local knowledge distillation module, Top-1 accuracy and balanced accuracy of DGCNN drops by 0.3%. Thus, including the local knowledge distillation module can improve the performance of the OAD framework.

G. Impact of group size

In this section, we evaluate the impact of group size (number of student GNN models) on the performance of our proposed

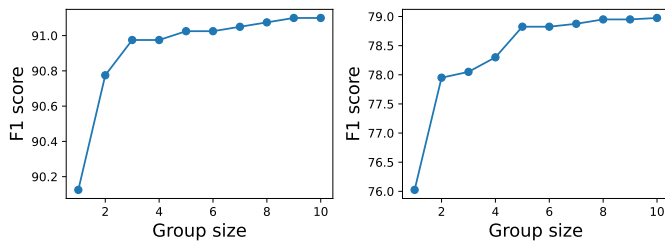


Fig. 6. The F1 scores on PPI dataset with different group size. Left: GAT. Right: GraphSAGE.

OAD framework. Figure 6 illustrates the performance concerning the group size ranging from 1 to 10. We observe that the F1 scores of GAT and GraphSAGE will generally increase as the student group is enlarged. This indicates that adding more student models enables richer knowledge capacity in the group for mutual learning. We also observe that when the group size exceeds a specific threshold, the benefit becomes gradually marginal until convergence due to the capacity saturation.

H. Visualization

In this section, we visualize the features learned by different student GNN models. We extract the last layer of the student GNN models as features and visualize the distance between a randomly selected point (colored in red) and other points on the model. Figure 4 illustrates the Euclidean distance of points in the input space, from top to bottom are feature spaces of single student DGCNN model, DGCNN with OAD framework and the teacher DGCNN model. From left to right are five different samples in ModelNet40 dataset. We use the feature space of teacher DGCNN model as the reference. We can observe that the feature structure of the proposed model is similar to the feature structure of the teacher. This demonstrates the capability of the representations learned by the OAD framework.

V. CONCLUSION

Knowledge distillation has become a promising technique to improve the performance of CNNs. However, the conventional teacher-student knowledge distillation paradigm is less effective in graph data whose topology or node attributes tend to change over time. In this paper, we propose online knowledge distillation for graph neural networks to tackle this challenge. More specifically, we train a group of student GNN models simultaneously and with the guidance of a virtual dynamic teacher, the performance of each member is improved by distilling both the local and global knowledge. Adversarial cyclic learning is utilized to effectively and efficiently exploit the complicated information contained in the graph topology and node attributes. Extensive experiments on citation dataset, PPI dataset and ModelNet40 dataset demonstrate the effectiveness of the proposed OAD framework.

REFERENCES

- [1] Rohan Anil, Gabriel Pereyra, Alexandre Passos, Robert Ormandi, George E Dahl, and Geoffrey E Hinton. Large scale distributed neural network training through online distillation. *Proceedings of the International Conference on Learning Representations*, 2018.
- [2] Joan Bruna, Wojciech Zaremba, Arthur Szlam, and Yann LeCun. Spectral networks and locally connected networks on graphs. *Proceedings of the International Conference on Learning Representations*, 2014.
- [3] Defang Chen, Jian-Ping Mei, Can Wang, Yan Feng, and Chun Chen. Online knowledge distillation with diverse peers. In *AAAI*, pages 3430–3437, 2020.
- [4] Defang Chen, Jian-Ping Mei, Yuan Zhang, Can Wang, Zhe Wang, Yan Feng, and Chun Chen. Cross-layer distillation with semantic calibration. *AAAI*, 2021.
- [5] Xi Chen, Yan Duan, Rein Houthoofd, John Schulman, Ilya Sutskever, and Pieter Abbeel. Infogan: Interpretable representation learning by information maximizing generative adversarial nets. *Proceedings of the Neural Information Processing Systems*, 2016.
- [6] Inseop Chung, SeongUk Park, Jangho Kim, and Nojun Kwak. Feature-map-level online adversarial knowledge distillation. In *International Conference on Machine Learning*, pages 2006–2015. PMLR, 2020.
- [7] Emily L Denton, Wojciech Zaremba, Joan Bruna, Yann LeCun, and Rob Fergus. Exploiting linear structure within convolutional networks for efficient evaluation. In *Advances in neural information processing systems*, pages 1269–1277, 2014.
- [8] Jacob Devlin, Ming-Wei Chang, Kenton Lee, and Kristina Toutanova. BERT: pre-training of deep bidirectional transformers for language understanding. In *North American Chapter of the Association for Computational Linguistics: Human Language Technologies*, pages 4171–4186, 2019.
- [9] Ian J Goodfellow, Jean Pouget-Abadie, Mehdi Mirza, Bing Xu, David Warde-Farley, Sherjil Ozair, Aaron Courville, and Yoshua Bengio. Generative adversarial networks. *Commun. ACM*, 2020.
- [10] Ishaan Gulrajani, Faruk Ahmed, Martin Arjovsky, Vincent Dumoulin, and Aaron Courville. Improved training of wasserstein gans. *Proceedings of the Neural Information Processing Systems*, 2017.
- [11] William L Hamilton, Rex Ying, and Jure Leskovec. Inductive representation learning on large graphs. *Proceedings of the Neural Information Processing Systems*, 2017.
- [12] Kaiming He, Georgia Gkioxari, Piotr Dollár, and Ross B. Girshick. Mask R-CNN. In *International Conference on Computer Vision*, pages 2980–2988, 2017.
- [13] Kaiming He, Xiangyu Zhang, Shaoqing Ren, and Jian Sun. Deep residual learning for image recognition. In *Proceedings of the IEEE conference on computer vision and pattern recognition*, pages 770–778, 2016.
- [14] Geoffrey Hinton, Oriol Vinyals, and Jeff Dean. Distilling the knowledge in a neural network. *arXiv preprint arXiv:1503.02531*, 2015.
- [15] Sergey Ioffe and Christian Szegedy. Batch normalization: Accelerating deep network training by reducing internal covariate shift. In *International conference on machine learning*, pages 448–456. PMLR, 2015.
- [16] Thomas N Kipf and Max Welling. Semi-supervised classification with graph convolutional networks. *Proceedings of the International Conference on Learning Representations*, 2017.
- [17] Xu Lan, Xiatian Zhu, and Shaogang Gong. Knowledge distillation by on-the-fly native ensemble. *Proceedings of the Neural Information Processing Systems*, 2018.
- [18] Loic Landrieu and Martin Simonovsky. Large-scale point cloud semantic segmentation with superpoint graphs. In *Proceedings of the IEEE Conference on Computer Vision and Pattern Recognition*, pages 4558–4567, 2018.
- [19] Ruishan Liu, Nicolo Fusi, and Lester Mackey. Teacher-student compression with generative adversarial networks. *arXiv preprint arXiv:1812.02271*, 2018.
- [20] Xudong Mao, Qing Li, Haoran Xie, Raymond YK Lau, Zhen Wang, and Stephen Paul Smolley. Least squares generative adversarial networks. In *Proceedings of the IEEE international conference on computer vision*, pages 2794–2802, 2017.
- [21] Mehdi Mirza and Simon Osindero. Conditional generative adversarial nets. *arXiv preprint arXiv:1411.1784*, 2014.
- [22] Wonpyo Park, Dongju Kim, Yan Lu, and Minsu Cho. Relational knowledge distillation. In *Proceedings of the IEEE Conference on Computer Vision and Pattern Recognition*, pages 3967–3976, 2019.
- [23] Nikolaos Passalis and Anastasios Tefas. Learning deep representations with probabilistic knowledge transfer. In *European Conference on Computer Vision*, pages 283–299, 2018.
- [24] Charles R Qi, Hao Su, Kaichun Mo, and Leonidas J Guibas. Pointnet: Deep learning on point sets for 3d classification and segmentation. In *Proceedings of the IEEE conference on computer vision and pattern recognition*, pages 652–660, 2017.

- [25] Adriana Romero, Nicolas Ballas, Samira Ebrahimi Kahou, Antoine Chassang, Carlo Gatta, and Yoshua Bengio. Fitnets: Hints for thin deep nets. *Proceedings of the International Conference on Learning Representations*, 2015.
- [26] Prithviraj Sen, Galileo Namata, Mustafa Bilgic, Lise Getoor, Brian Galligher, and Tina Eliassi-Rad. Collective classification in network data. *AI magazine*, 29(3):93–93, 2008.
- [27] Karen Simonyan and Andrew Zisserman. Very deep convolutional networks for large-scale image recognition. *International Conference on Learning Representations*, 2015.
- [28] Christian Szegedy, Wei Liu, Yangqing Jia, Pierre Sermanet, Scott Reed, Dragomir Anguelov, Dumitru Erhan, Vincent Vanhoucke, and Andrew Rabinovich. Going deeper with convolutions. In *Proceedings of the IEEE conference on computer vision and pattern recognition*, pages 1–9, 2015.
- [29] Yonglong Tian, Dilip Krishnan, and Phillip Isola. Contrastive representation distillation. *Proceedings of the International Conference on Learning Representations*, 2020.
- [30] Petar Veličković, Guillem Cucurull, Arantxa Casanova, Adriana Romero, Pietro Lio, and Yoshua Bengio. Graph attention networks. *Proceedings of the International Conference on Learning Representations*, 2018.
- [31] Xiaojie Wang, Rui Zhang, Yu Sun, and Jianzhong Qi. Kdgan: Knowledge distillation with generative adversarial networks. In *NeurIPS*, pages 783–794, 2018.
- [32] Yue Wang, Yongbin Sun, Ziwei Liu, Sanjay E Sarma, Michael M Bronstein, and Justin M Solomon. Dynamic graph cnn for learning on point clouds. *Acm Transactions On Graphics (tog)*, 38(5):1–12, 2019.
- [33] Jiaxiang Wu, Cong Leng, Yuhang Wang, Qinghao Hu, and Jian Cheng. Quantized convolutional neural networks for mobile devices. In *Proceedings of the IEEE Conference on Computer Vision and Pattern Recognition*, pages 4820–4828, 2016.
- [34] Cheng Yang, Jiawei Liu, and Chuan Shi. Extract the knowledge of graph neural networks and go beyond it: An effective knowledge distillation framework. *WWW*, 2021.
- [35] Yaoqing Yang, Chen Feng, Yiru Shen, and Dong Tian. Foldingnet: Point cloud auto-encoder via deep grid deformation. In *Proceedings of the IEEE Conference on Computer Vision and Pattern Recognition*, pages 206–215, 2018.
- [36] Yiding Yang, Jiayan Qiu, Mingli Song, Dacheng Tao, and Xinchao Wang. Distilling knowledge from graph convolutional networks. In *Proceedings of the IEEE/CVF Conference on Computer Vision and Pattern Recognition*, pages 7074–7083, 2020.
- [37] Zhilin Yang, William Cohen, and Ruslan Salakhudinov. Revisiting semi-supervised learning with graph embeddings. In *International conference on machine learning*, pages 40–48. PMLR, 2016.
- [38] Zhilin Yang, Zihang Dai, Yiming Yang, Jaime Carbonell, Ruslan Salakhudinov, and Quoc V Le. Xlnet: Generalized autoregressive pre-training for language understanding. In *Advances in Neural Information Processing Systems*, pages 5754–5764, 2019.
- [39] Sergey Zagoruyko and Nikos Komodakis. Paying more attention to attention: Improving the performance of convolutional neural networks via attention transfer. *Proceedings of the International Conference on Learning Representations*, 2017.
- [40] Ying Zhang, Tao Xiang, Timothy M Hospedales, and Huchuan Lu. Deep mutual learning. In *Proceedings of the IEEE Conference on Computer Vision and Pattern Recognition*, pages 4320–4328, 2018.
- [41] Marinka Zitnik and Jure Leskovec. Predicting multicellular function through multi-layer tissue networks. *Bioinformatics*, 33(14):i190–i198, 2017.