

Depth and Feature Learning are Provably Beneficial for Neural Network Discriminators

Carles Domingo-Enrich^a

^aCourant Institute of Mathematical Sciences, New York University

December 30, 2021

Abstract

We construct pairs of distributions μ_d, ν_d on \mathbb{R}^d such that the quantity $|\mathbb{E}_{x \sim \mu_d}[F(x)] - \mathbb{E}_{x \sim \nu_d}[F(x)]|$ decreases as $\Omega(1/d^2)$ for some three-layer ReLU network F with polynomial width and weights, while declining exponentially in d if F is any two-layer network with polynomial weights. This shows that deep GAN discriminators are able to distinguish distributions that shallow discriminators cannot. Analogously, we build pairs of distributions μ_d, ν_d on \mathbb{R}^d such that $|\mathbb{E}_{x \sim \mu_d}[F(x)] - \mathbb{E}_{x \sim \nu_d}[F(x)]|$ decreases as $\Omega(1/(d \log d))$ for two-layer ReLU networks with polynomial weights, while declining exponentially for bounded-norm functions in the associated RKHS. This confirms that feature learning is beneficial for discriminators. Our bounds are based on Fourier transforms.

1 Introduction

Wasserstein generative adversarial networks (WGANs, [Arjovsky et al. \[2017\]](#)) are a well-known generative modeling technique where synthetic samples are generated as $x = g(z)$, where $g : \mathbb{R}^{d_0} \rightarrow \mathbb{R}^d$ is known as the *generator* and z is a sample from a d_0 -dimensional standard Gaussian random variable. In order to make the generated distribution close to the data samples available, the generator is a neural network trained by minimizing the loss $\max_f \mathbb{E}_{x \sim p_{\text{data}}}[f(x)] - \mathbb{E}_{z \sim \mathcal{N}(0, \text{Id})}[f(g(z))]$, where the function $f : \mathbb{R}^d \rightarrow \mathbb{R}$ is the *discriminator* and it is also a neural network. Both the generator and the discriminator are typically deep networks (i.e. depth larger than two) with architectures that are tailored to the task at hand. Given our loose understanding of the optimization of deep networks and our better grasp of two-layer networks, a natural question to ask is the following: *do deep discriminators offer any provable advantages over shallow ones?* This is the issue that we tackle in this paper; namely, we showcase distributions that are easily distinguishable by three-layer ReLU discriminators but not by two-layer ones.

The study of theoretical separation results between two-layer and three-layer networks began with the works of [Martens et al. \[2013\]](#) and [Eldan and Shamir \[2016\]](#). The two papers show pairs of a function $f : \mathbb{R}^d \rightarrow \mathbb{R}$ and a distribution \mathcal{D} on \mathbb{R}^d such that f can be approximated with respect to \mathcal{D} by a three-layer network of widths polynomial in d , but not by any polynomial-width two-layer networks. That is, [Eldan and Shamir \[2016\]](#) show that for any g is expressed as a two-layer network of width at most ce^{cd} for some universal constant $c > 0$, then $\mathbb{E}_{x \sim \mathcal{D}}(f(x) - g(x))^2 > c$. [Daniely \[2017\]](#) shows a simpler setting where the exponential dependency is improved to $d \log(d)$

and the non-approximation results extend to networks with polynomial weight magnitude. [Safran and Shamir \[2017\]](#) provide other examples where similar behavior holds, [Telgarsky \[2016\]](#) gives separation results beyond depth 3, and [Venturi et al. \[2021\]](#) generalize the work of [Eldan and Shamir \[2016\]](#). Note that all the results in these works concern function approximations in the $L^2(\mathcal{D})$ norm.

Our work establishes separation results between two-layer and three-layer networks of a similar flavor, for the task of discriminating distributions on high-dimensional Euclidean spaces. Our main result ([Sec. 3](#)) can be summarised in the following theorem:

Theorem 1 (Informal). *For any $d \in \mathbb{Z}^+$, there exist probability measures $\mu_d, \nu_d \in \mathcal{P}(\mathbb{R}^d)$ and a three-layer network F of widths $O(d)$ and weight magnitude 1 such that $|\mathbb{E}_{x \sim \mu_d}[F(x)] - \mathbb{E}_{x \sim \nu_d}[F(x)]| = \Omega(1/d^2)$, but such that for any two-layer network G of weight magnitude $O(1)$, $|\mathbb{E}_{x \sim \mu_d}[G(x)] - \mathbb{E}_{x \sim \nu_d}[G(x)]| = O(d^2 \kappa^d)$, where $\kappa = 0.7698 \dots$*

That is, there exists a three-layer network F with polynomial widths and weights such that the difference of expectations of F with respect to μ_d and ν_d decreases only quadratically with d , but for all such two-layer networks, the difference of expectations decreases exponentially. We formalize the vague notion weight magnitude as a specific path-norm of the weights, but the choice of the weight norm does not alter the essence of the result. Unlike the separation result of [Eldan and Shamir \[2016\]](#), which relies on radial functions, we build μ_d and ν_d using parity functions and some additional tricks.

Our second contribution ([Sec. 5](#)) is to provide analogous separation results between two-layer neural networks and functions in the unit ball of the associated reproducing kernel Hilbert space (RKHS) \mathcal{H} (see [Sec. 2](#)). While two-layer networks are *feature-learning*, functions in \mathcal{H} are *lazy*; they can be seen intuitively as infinitely wide two-layer networks for which the first layer features are sampled i.i.d from a fixed distribution. Our result is as follows:

Theorem 2 (Informal). *For any $d \in \mathbb{Z}^+$, there exist probability measures $\mu_d, \nu_d \in \mathcal{P}(\mathbb{R}^d)$ and a two-layer network F of weight magnitude 1 such that $|\mathbb{E}_{x \sim \mu_d}[F(x)] - \mathbb{E}_{x \sim \nu_d}[F(x)]| = \Omega(\frac{1}{d \log(d)})$, but such that for any $G \in \mathcal{H}$ with $\|G\|_{\mathcal{H}} \leq 1$, $|\mathbb{E}_{x \sim \mu_d}[G(x)] - \mathbb{E}_{x \sim \nu_d}[G(x)]| = O(d \exp(-\frac{(\sqrt{d}-1)^2}{16}))$.*

The recent work [Domingo-Enrich and Mroueh \[2021\]](#) provides similar results for probability measures μ_d, ν_d on the hypersphere \mathbb{S}^{d-1} such their difference of densities is proportional to a spherical harmonic of order proportional to d , and they leave open the extension of the separation result to densities on \mathbb{R}^d with only high-frequency differences. Our theorem solves the issue, as our measures μ_d, ν_d have density difference proportional to $\sin(\ell \langle x, e_1 \rangle)$ times a Gaussian density, where the frequency ℓ increases as \sqrt{d} . Experimentally, the superiority of feature-learning over fixed-kernel discriminators has been observed for the CIFAR-10 and MNIST datasets [\[Li et al., 2017, Santos et al., 2017\]](#).

2 Framework

Notation. \mathbb{S}^{d-1} denotes the $(d-1)$ -dimensional hypersphere (as a submanifold of \mathbb{R}^d). For $U \subseteq \mathbb{R}^d$ measurable, $\mathcal{P}(U)$ is the set of Borel probability measures, $\mathcal{M}(U)$ is the space of finite signed Radon measures (Radon measures for shortness). $(x)_+$ denotes $\max\{x, 0\}$.

Schwartz functions and tempered distributions. We denote by $\mathcal{S}(\mathbb{R}^d)$ the space of Schwartz functions, which contains the functions φ in $\mathcal{C}^\infty(\mathbb{R}^d)$ whose derivatives of any order decay

faster than polynomials of all orders, i.e. for all $k, r \in (\mathbb{N}_0)^d$, $p_{k,r}(\varphi) = \sup_{x \in \mathbb{R}^d} |x^k \partial^{(r)} \varphi(x)| < +\infty$. We denote by $\mathcal{S}'(\mathbb{R}^d)$ the dual space of $\mathcal{S}(\mathbb{R}^d)$, which is known as the space of tempered distributions on \mathbb{R}^d . Tempered distributions T can be characterized as linear mappings $\mathcal{S}(\mathbb{R}^d) \rightarrow \mathbb{R}$ such that given $(\varphi_m)_{m \geq 0} \subseteq \mathcal{S}(\mathbb{R}^d)$, if $\lim_{m \rightarrow \infty} p_{k,r}(\varphi_m) = 0$ for any $k, r \in (\mathbb{Z}^+)^2$, then $\lim_{m \rightarrow \infty} T(\varphi_m) = 0$. Functions that grow no faster than polynomials can be embedded in $\mathcal{S}'(\mathbb{R}^d)$ by defining $\langle g, \varphi \rangle := \int_{\mathbb{R}^d} \varphi(x) g(x) dx$ for any $\varphi \in \mathcal{S}(\mathbb{R}^d)$.

Fourier transforms. For $f \in L^1(\mathbb{R}^d)$, we use \hat{f} to denote the unitary Fourier transform with angular frequency, defined as $\hat{f}(\xi) = \frac{1}{(2\pi)^{d/2}} \int_{\mathbb{R}^d} f(x) e^{-i\langle \xi, x \rangle} dx$, and the inverse Fourier transform as $\check{f}(\xi) = \frac{1}{(2\pi)^{d/2}} \int_{\mathbb{R}^d} f(x) e^{-i\langle \xi, x \rangle} dx$. If $\hat{f} \in L^1(\mathbb{R}^d)$ as well, we have the inversion formula $f(x) = \check{\hat{f}}(x)$. The Fourier transform is a continuous automorphism on $\mathcal{S}(\mathbb{R}^d)$, and it is defined for a tempered distribution $T \in \mathcal{S}'(\mathbb{R}^d)$ as $\hat{T} \in \mathcal{S}'(\mathbb{R}^d)$ fulfilling $\langle \hat{T}, \varphi \rangle = \langle T, \hat{\varphi} \rangle$.

Convolutions. If $f \in \mathcal{S}'(\mathbb{R}^d), g \in \mathcal{S}(\mathbb{R}^d)$ the convolution of f and g is defined as the tempered distribution $f * g \in \mathcal{S}'(\mathbb{R}^d)$ such that for any Schwartz test function $\varphi \in \mathcal{S}(\mathbb{R}^d)$, $\langle f * g, \varphi \rangle = \langle g(y), \langle \varphi(x+y), f(x) \rangle \rangle$. Moreover, it turns out that $f * g \in \mathcal{S}(\mathbb{R}^d)$, and we have that $\widehat{f * g} = (2\pi)^{d/2} \hat{f} \hat{g}$ (Strichartz [2003], Sec. 4.3), a result known as the convolution theorem. Note that the factor $(2\pi)^{d/2}$ is specific to the unitary, angular-frequency Fourier transform.

Neural networks and path-norms. A generic three-layer neural network $f : \mathbb{R}^d \rightarrow \mathbb{R}$ with activation function $\sigma : \mathbb{R} \rightarrow \mathbb{R}$ and weights $\mathcal{W} = ((\theta_j, b_j)_{j=1:m_1}, (W_{i,j})_{i=1:m_2, j=0:m_1}, (w_i)_{i=1:m_2})$ can be written as

$$f_{\mathcal{W}}(x) = \sum_{i=1}^{m_2} w_i \sigma \left(\sum_{j=1}^{m_1} W_{i,j} \sigma(\langle \theta_j, x \rangle - b_j) + W_{i,0} \right) + w_0. \quad (1)$$

There are several ways of measuring the magnitude of the weights of a neural network [Neyshabur et al., 2017, 2018, Bartlett et al., 2017]. The classical view is that a particular weight norm is useful if it gives rise to tight generalization bounds for the class of neural networks with bounded norm (although the work Nagarajan and Kolter [2019] shows that this approach may be unable to provide a complete picture of generalization). For the sake of convenience, in our work we make use of the following path-norms with and without bias¹:

$$\begin{aligned} \text{PN}_b(\mathcal{W}) &= \sum_{i=1}^{m_2} |w_i| \left(\sum_{j=1}^{m_1} |W_{i,j}| \cdot \|(\theta_j, b_j)\|_2 + |W_{i,0}| \right) + |w_0|, \\ \text{and } \text{PN}_{nb}(\mathcal{W}) &= \sum_{i=1}^{m_2} |w_i| \left(\sum_{j=1}^{m_1} |W_{i,j}| \cdot \|\theta_j\|_2 \right) \end{aligned}$$

respectively. Similarly, two-layer neural networks can be written as

$$f_{\mathcal{W}} = \sum_{i=1}^m w_i \sigma(\langle \theta_i, x \rangle - b_i) + w_0, \quad \text{where } \mathcal{W} = (w^{(i)}, \theta_i, b_i)_{i=0:m}, \quad (2)$$

and the path-norms read $\text{PN}_b(\mathcal{W}) = \sum_{i=1}^m |w_i| \cdot \|(\theta_i, b_i)\|_2 + |w_0|$, $\text{PN}_{nb}(\mathcal{W}) = \sum_{i=1}^m |w_i| \cdot \|(\theta_i, b_i)\|_2$.

¹Neyshabur et al. [2017] studies the l^1 and l^2 path-norms. Note that our choice is the l^1 path-norm, but using the l^2 norm for the first-layer weights, which defaults to the \mathcal{F}_1 norm introduced by Bach [2017] for two-layer networks.

RKHS associated to two-layer neural networks. We define \mathcal{H} as the RKHS of functions $\mathbb{R}^d \rightarrow \mathbb{R}$ associated the kernel $k(x, y) = \int_{\mathbb{S}^{d-1} \times \mathbb{R}} \sigma(\langle \theta, x \rangle - b) \sigma(\langle \theta, y \rangle - b) d\tau(\theta, b)$, where $\tau \in \mathcal{P}(\mathbb{S}^{d-1} \times \mathbb{R})$ is an arbitrary fixed probability measure. In our paper we will use $\tau = \text{Unif}(\mathbb{S}^{d-1}) \otimes \mathcal{N}(0, 1)$, but previous papers have studied and given closed forms for slightly different kernels [Roux and Bengio, 2007, Cho and Saul, 2009]. Functions in the space \mathcal{H} may be written as [Bach, 2017]

$$f_h(x) = \int_{\mathbb{S}^{d-1} \times \mathbb{R}} \sigma(\langle \theta, x \rangle - b) h(\theta, b) d\tau(\theta, b), \quad \text{where } h \in L^2(\tau). \quad (3)$$

The RKHS norm of a function $f \in \mathcal{H}$ may be written as $\|f\|_{\mathcal{H}}^2 = \inf\{\|h\|_{L^2(\tau)}^2 \mid \forall x \in \mathbb{R}^d, f(x) = f_h(x)\}$, where $\|h\|_{L^2(\tau)}^2 = \int_{\mathbb{S}^{d-1} \times \mathbb{R}} h(\theta, b)^2 d\tau(\theta, b)$. The characterization (3) showcases the connection of \mathcal{H} with neural networks; if we were to replace $h(\theta, b) d\tau(\theta, b)$ by a Radon measure of the form $\sum_{i=1}^m w^{(i)} \delta_{(\theta_i, b_i)}$, we would obtain a two-layer network. It turns out that in general, two-layer networks do not belong to \mathcal{H} and can only be approximated by functions with an exponential RKHS norm [Bach, 2017].

Integral probability metrics. Integral probability metrics (IPM) are pseudometrics on $\mathcal{P}(\mathbb{R}^d)$ of the form $d_{\mathcal{F}}(\mu, \nu) = \sup_{f \in \mathcal{F}} |\mathbb{E}_{x \sim \mu} f(x) - \mathbb{E}_{x \sim \nu} f(x)|$, where \mathcal{F} is a class of functions from \mathbb{R}^d to \mathbb{R} . IPMs may be regarded as an abstraction of WGAN discriminators; the class \mathcal{F} can encode a specific network architecture and parameter constraints or regularization. In this paper, we study IPMs with the following three choices for \mathcal{F} :

- \mathcal{F}_{3L} is the class of ReLU (or leaky ReLU) three-layer networks f_W of the form (1) with bounded path-norm with bias: $\text{PN}_b(W) \leq 1$. Upon simplification, the IPM takes the form

$$d_{\mathcal{F}_{3L}}(\mu, \nu) = \sup_{\sum_{j=1}^{m_1} |w_j| \cdot \|\langle \theta_j, \cdot \rangle - b_j\|_2 + |w_0| \leq 1} \left| \int_{\mathbb{R}^d} \sigma \left(\sum_{j=1}^{m_1} w_j \sigma(\langle \theta_j, x \rangle - b_j) + w_0 \right) d(\mu - \nu)(x) \right|. \quad (4)$$

- \mathcal{F}_{2L} is the class of two-layer ReLU networks f_W of the form (2) with bounded path-norm without bias: $\text{PN}_b(W) \leq 1$. The IPM takes the form

$$d_{\mathcal{F}_{2L}}(\mu, \nu) = \sup_{(\theta, b) \in \mathbb{S}^{d-1} \times \mathbb{R}} \left| \int_{\mathbb{R}^d} \sigma(\langle \theta, x \rangle - b) d(\mu - \nu)(x) \right|. \quad (5)$$

- $\mathcal{F}_{\mathcal{H}}$ is the class of functions in the RKHS \mathcal{H} with RKHS norm less or equal than 1 (setting σ as the ReLU or leaky ReLU). Upon simplification, the IPM takes the form

$$d_{\mathcal{F}_{\mathcal{H}}}(\mu, \nu) = \left(\int_{\mathbb{S}^{d-1} \times \mathbb{R}} \left(\int_{\mathbb{R}^d} \sigma(\langle \theta, x \rangle - b) d(\mu - \nu)(x) \right)^2 d\tau(\theta, b) \right)^{1/2}. \quad (6)$$

IPMs for RKHS balls are known as maximum mean discrepancies (MMD), introduced by Gretton et al. [2007, 2012]. They admit an alternative closed form in terms of the kernel k . Just like neural network IPMs give rise to GANs, if we use the MMD instead, we obtain a related generative modeling technique: generative moment matching networks (GMMNs, Li et al. [2015], Dziugaite et al. [2015]).

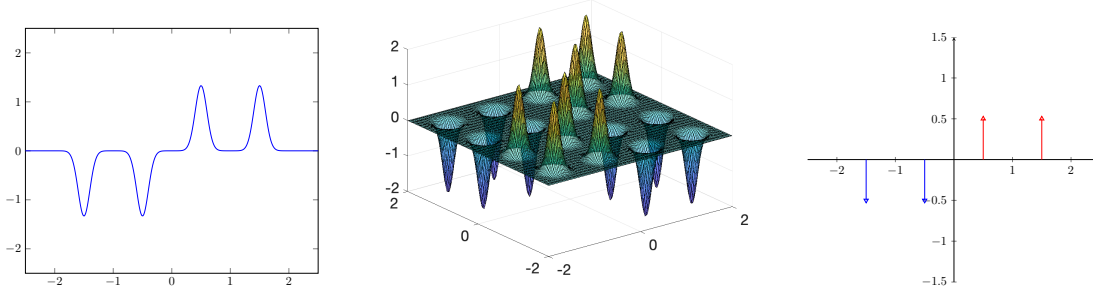


Figure 1: Left: Plot of the density ρ_d for $d = 1$ with $\sigma = 0.1$. Center: Plot of the density ρ_d for $d = 2$ with $\sigma = 0.1$. Right: Plot of the measure of π_d for $d = 1$. Arrows denote Dirac delta functions; their length and sign denote the signed mass allocated at each position.

Note that the neural networks in (4), (5) are simpler than the respective generic form of three-layer and two-layer networks; in fact, the last layers have just one neuron with weight 1 and no bias terms. The reason behind this is that convex functions on convex sets attain their minima at extreme points. [App. A](#) provides brief derivations of the expressions (4), (5), and a pointer to the proof of (6).

3 Separation between three-layer and two-layer discriminators

The pair (μ_d, ν_d) . Let $\sigma > 0$ and define the set $\mathcal{B} = \{-\frac{3}{2}, -\frac{1}{2}, \frac{1}{2}, \frac{3}{2}\} \subseteq \mathbb{R}$, and the sets $\mathcal{B}_+^d = \{x \in \mathcal{B}^d \mid \prod_{i=1}^d x_i > 0\}$, $\mathcal{B}_-^d = \{x \in \mathcal{B}^d \mid \prod_{i=1}^d x_i < 0\}$. Define the probability measures $\mu_d, \nu_d \in \mathcal{P}(\mathbb{R}^d)$ with densities $\frac{d\mu_d}{dx} = \rho_d^+$, $\frac{d\nu_d}{dx} = \rho_d^-$ defined as

$$\rho_d^+(x) = \frac{2}{(4\sqrt{2\pi}\sigma^2)^d} \sum_{\beta \in \mathcal{B}_+^d} \exp\left(-\frac{\|x - \beta\|^2}{2\sigma^2}\right), \quad \rho_d^-(x) = \frac{2}{(4\sqrt{2\pi}\sigma^2)^d} \sum_{\beta \in \mathcal{B}_-^d} \exp\left(-\frac{\|x - \beta\|^2}{2\sigma^2}\right).$$

Remark that ρ_d^+ and ρ_d^- are normalized because $|\mathcal{B}_+^d| = |\mathcal{B}_-^d| = \frac{4^d}{2}$. The Radon measure $\mu_d - \nu_d$ has density

$$\rho_d(x) := \rho_d^+(x) - \rho_d^-(x) = \frac{2}{(4\sqrt{2\pi}\sigma^2)^d} \sum_{\beta \in \mathcal{B}^d} \prod_{i=1}^d \chi_{\beta_i} \exp\left(-\frac{\|x - \beta\|^2}{2\sigma^2}\right),$$

where we use the short-hand $\chi_{\beta_i} = \text{sign}(\beta_i)$.

3.1 Upper bound for two-layer discriminators

In this subsection we provide an upper bound on the two-layer IPM $d_{\mathcal{F}_{2L}}(\mu_d, \nu_d)$ that decreases exponentially with the dimension d , via a Fourier-based argument.

The Fourier transform of ρ_d . Let $\pi_d = \frac{2}{4^d} \sum_{\beta \in \mathcal{B}^d} \prod_{i=1}^d \chi_{\beta_i} \delta_{\beta} = 2 \otimes_{i=1}^d (\frac{1}{4} \sum_{\beta_i \in \mathcal{B}} \chi_{\beta_i} \delta_{\beta_i})$, where δ_x denotes the Dirac delta at the point x . Formally, π_d is a tempered distribution. Let g_d

be the density of the d -variate Gaussian $\mathcal{N}(0, \sigma^2 \text{Id})$. The following lemma, proved in [App. B](#), writes the density ρ_d in terms of π_d and g_d .

Lemma 1. *We can write ρ_d as a convolution of the tempered distribution π_d with the Schwartz function g_d . That is, $\rho_d = \pi_d * g_d$.*

Thus, we have that $\widehat{\rho_d} = \widehat{\pi_d * g_d} = (2\pi)^{d/2} \widehat{\pi_d} \cdot \widehat{g_d}$. It is known [[Bateman and Erdélyi, 1954](#), [Kammler, 2000](#)] that the (unitary, angular-frequency) Fourier transform of $g_d(x) = \frac{1}{(2\pi\sigma^2)^{d/2}} e^{-\frac{\|x\|^2}{2\sigma^2}}$ is $\widehat{g_d}(\omega) = \frac{1}{(2\pi)^{d/2}} e^{-\frac{\sigma^2 \|\omega\|^2}{2}}$. Also, since the Fourier transform of $x \mapsto \sin(kx)$ is $\omega \mapsto \sqrt{2\pi} \frac{\delta(\omega-k) - \delta(\omega+k)}{2i}$, we have that the Fourier transform of $x \mapsto \frac{\delta(x-k) - \delta(x+k)}{4}$ is $\omega \mapsto -\frac{i}{2\sqrt{2\pi}} \sin(k\omega)$. Thus,

$$\begin{aligned} \widehat{\pi_d}(\omega) &= 2 \prod_{i=1}^d \left(\frac{1}{4} \sum_{\beta_i \in \mathcal{B}} \chi_{\beta_i} \delta_{\beta_i} \right) (\omega_i) = 2 \prod_{i=1}^d \left(\frac{-i}{2\sqrt{2\pi}} \left(\sin\left(\frac{\omega_i}{2}\right) + \sin\left(\frac{3\omega_i}{2}\right) \right) \right) \\ &= 2 \left(\frac{-i}{\sqrt{2\pi}} \right)^d \prod_{i=1}^d \cos(\omega_i) \sin(2\omega_i), \end{aligned}$$

where the last equality follows from the identity $\sin(\alpha) + \sin(\beta) = 2 \sin(\frac{\alpha+\beta}{2}) \cos(\frac{\alpha-\beta}{2})$. Consequently,

$$\widehat{\rho_d}(\omega) = 2 \left(\frac{-i}{\sqrt{2\pi}} \right)^d \prod_{i=1}^d e^{-\frac{\sigma^2 \omega_i^2}{2}} \cos(\omega_i) \sin(2\omega_i).$$

Expressing $\mathbb{E}_{x \sim \mu_d}[\sigma(\langle \theta, x \rangle - b)] - \mathbb{E}_{x \sim \nu_d}[\sigma(\langle \theta, x \rangle - b)]$ in terms of $\widehat{\rho_d}$. Note that $\mathbb{E}_{x \sim \mu_d}[\sigma(\langle \theta, x \rangle - b)] - \mathbb{E}_{x \sim \nu_d}[\sigma(\langle \theta, x \rangle - b)]$ is equal to $\int_{\mathbb{R}^d} \sigma(\langle \theta, x \rangle - b) \rho_d(x) dx$, for any $(\omega, b) \in \mathbb{S}^{d-1} \times \mathbb{R}$. The following proposition, which is proved in [App. B](#) and based on Lemma 3 of [Domingo-Enrich and Mroueh \[2021\]](#), may be used to reexpress this in terms of $\widehat{\rho_d}$.

Proposition 1. *Take $(\theta, b) \in \mathbb{S}^{d-1} \times \mathbb{R}$ arbitrary. For any $\varphi \in \mathcal{S}(\mathbb{R}^d)$ and any activation $\varphi : \mathbb{R} \rightarrow \mathbb{R}$ belonging to the space of tempered distributions $\mathcal{S}'(\mathbb{R})$. Then, we have*

$$\int_{\mathbb{R}^d} \varphi(x) \sigma(\langle \theta, x \rangle - b) dx = (2\pi)^{(d-1)/2} \langle \hat{\sigma}(t), \hat{\varphi}(-t\theta) e^{-itb} \rangle.$$

An application of [Proposition 1](#) yields $\int_{\mathbb{R}^d} \rho_d(x) \sigma(\langle \theta, x \rangle - b) dx = (2\pi)^{(d-1)/2} \langle \hat{\sigma}(t), \widehat{\rho_d}(-t\theta) e^{-itb} \rangle$. Note that

$$(2\pi)^{(d-1)/2} \widehat{\rho_d}(-t\theta) e^{-itb} = -\sqrt{\frac{2}{\pi}} (-i)^d e^{-\frac{\sigma^2 t^2}{2} + itb} \prod_{i=1}^d \cos(t\theta_i) \sin(2t\theta_i) \quad (7)$$

The following lemma provides the expressions of the Fourier transforms $\hat{\sigma}$ of the ReLU and leaky ReLU activations, as tempered distributions on \mathbb{R} .

Lemma 2 ([Domingo-Enrich and Mroueh \[2021\]](#), App. B). *Take $\sigma : \mathbb{R} \rightarrow \mathbb{R}$ of the form $\sigma(x) = c_+(x)_+^\alpha + c_-(-x)_+^\alpha$, where $c_+, c_- \in \mathbb{R}$ and $\alpha \in \mathbb{Z}^+$. For $\alpha = 1$, $c_+ = 1$, $c_- = 0$ corresponds to the ReLU, and $c_+ = 1$, $c_- \in (-1, 0)$ corresponds to the leaky ReLU. Then,*

$$\hat{\sigma}(\omega) = A \frac{d^\alpha}{d\omega^\alpha} \left(p.v. \left[\frac{1}{i\pi\omega} \right] \right) + B \frac{d^\alpha}{d\omega^\alpha} \delta(\omega),$$

where $A = i^{\alpha-1} \frac{\alpha!}{\sqrt{2\pi}} (c_+ - (-1)^\alpha c_-)$ and $B = i^\alpha \sqrt{\frac{\pi}{2}} (c_+ - (-1)^\alpha c_-) + (-i)^\alpha c_-$.

Here $\text{p.v.} \left[\frac{1}{\omega} \right]$ is a Cauchy principal value, defined as $\text{p.v.} \left[\frac{1}{\omega} \right] (\varphi) = \lim_{\epsilon \rightarrow 0} \int_{\mathbb{R} \setminus [-\epsilon, \epsilon]} \frac{1}{\omega} \varphi(\omega) d\omega = \int_0^{+\infty} \frac{\varphi(\omega) - \varphi(-\omega)}{\omega} d\omega$. Moreover, the derivative of a tempered distribution $f \in \mathcal{S}'(\mathbb{R})$ is defined in the weak sense: $\langle \frac{df}{d\omega}, \varphi \rangle = -\langle f, \frac{d\varphi}{d\omega} \rangle$. Applying [Lemma 2](#) with $\alpha = 1$ on equation (7), we have that

$$\begin{aligned} \int_{\mathbb{R}^d} \rho_d(x) \sigma(\langle \theta, x \rangle - b) dx &= (2\pi)^{(d-1)/2} \langle \hat{\sigma}(t), \hat{\rho}_d(-t\theta) e^{-itb} \rangle \\ &= -\sqrt{\frac{2}{\pi}} (-i)^d \int_{\mathbb{R}} \left(A \frac{d}{dt} \left(\text{p.v.} \left[\frac{1}{i\pi t} \right] \right) + B \frac{d}{dt} \delta(t) \right) \left(e^{-\frac{\sigma^2 t^2}{2} - itb} \prod_{i=1}^d \cos(t\theta_i) \sin(2t\theta_i) \right) dt \end{aligned}$$

We can compute this explicitly. First,

$$\int_{\mathbb{R}} \frac{d}{dt} \delta(t) \left(e^{-\frac{\sigma^2 t^2}{2} - itb} \prod_{i=1}^d \cos(t\theta_i) \sin(2t\theta_i) \right) dt = -\frac{d}{dt} \left(e^{-\frac{\sigma^2 t^2}{2} - itb} \prod_{i=1}^d \cos(t\theta_i) \sin(2t\theta_i) \right) \Big|_{t=0} = 0,$$

which holds because the factors $\sin(2t\theta_i)$ are equal to 0 when $t = 0$. Second,

$$\begin{aligned} \int_{\mathbb{R}} \frac{d}{dt} \left(\text{p.v.} \left[\frac{1}{i\pi t} \right] \right) \left(e^{-\frac{\sigma^2 t^2}{2} - itb} \prod_{i=1}^d \cos(t\theta_i) \sin(2t\theta_i) \right) dt \\ = -\text{p.v.} \left[\frac{1}{i\pi t} \right] \left(\frac{d}{dt} \left(e^{-\frac{\sigma^2 t^2}{2} - itb} \prod_{i=1}^d \cos(t\theta_i) \sin(2t\theta_i) \right) \right) \end{aligned} \quad (8)$$

The following lemma, proved in [App. B](#), provides an upper bound strategy for Cauchy principal values:

Lemma 3. *For any $\delta > 0$, $|p.v. \left[\frac{1}{x} \right](u)| \leq 2 \left(\sup_{x \in (-1, 1)} |u'(x)| + \frac{1}{\delta} \sup_{x \in \mathbb{R} \setminus [-1, 1]} |u(x) \cdot x^\delta| \right)$.*

Let us set

$$\begin{aligned} u(t) &= \frac{d}{dt} \left(e^{-\frac{\sigma^2 t^2}{2} - itb} \prod_{i=1}^d \cos(t\theta_i) \sin(2t\theta_i) \right) \\ &= \left(-\sigma^2 t - ib - \sum_{i=1}^d \frac{\theta_i \sin(t\theta_i)}{\cos(t\theta_i)} + 2 \sum_{i=1}^d \frac{\theta_i \cos(2t\theta_i)}{\sin(2t\theta_i)} \right) e^{-\frac{\sigma^2 t^2}{2} - itb} \prod_{i=1}^d \cos(t\theta_i) \sin(2t\theta_i). \end{aligned} \quad (9)$$

For ease of computation, in the last equality we introduced some removable singularities. [Lemma 9](#) in [App. B](#) provides the following bounds:

$$\sup_{x \in \mathbb{R}} |u'(x)| \leq O \left(\kappa^d (d^2 + d|b| + b^2) \right), \text{ and } \sup_{x \in \mathbb{R}} |u(x) \cdot x^\delta| \leq O \left(\kappa^d \left(\frac{d + |b|}{\sigma} \right) \right). \quad (10)$$

The key idea of the proof of [Lemma 9](#) (and of the whole construction in this section) is the inequality $\sup_{t \in \mathbb{R}} \left| \prod_{i=1}^d \cos(t\theta_i) \sin(2t\theta_i) \right| \leq \kappa^d$, where $\kappa := \sup_{x \in \mathbb{R}} |\cos(t) \sin(2t)| = 0.7698 \dots$ (see [Figure 4](#)). Since $\kappa < 1$, the factor $\left| \prod_{i=1}^d \cos(t\theta_i) \sin(2t\theta_i) \right|$ is exponentially small in the dimension d .

Plugging the bounds (10) into [Lemma 3](#) yields an upper bound on the absolute value of (8). In consequence, the following upper bound holds:

Proposition 2. We have $\left| \int_{\mathbb{R}^d} \rho_d(x) \sigma(\langle \theta, x \rangle - b) dx \right| \leq O \left(\kappa^d \left(d^2 + d|b| + b^2 + \frac{d+|b|}{\sigma} \right) \right)$ for any $(\theta, b) \in \mathbb{S}^{d-1} \times \mathbb{R}$.

Concluding the upper bound. Proposition 2 shows that if $|b| \leq d + \sqrt{d}$, then we can write $\left| \int_{\mathbb{R}^d} \rho_d(x) \sigma(\langle \theta, x \rangle - b) dx \right| \leq O \left(\kappa^d \left(d^2 + \frac{d}{\sigma} \right) \right)$. That is, unless $|b|$ is large, $\left| \int_{\mathbb{R}^d} \rho_d(x) \sigma(\langle \theta, x \rangle - b) dx \right|$ decreases exponentially with the dimension d . In the following, we show that for large d , this is also the case. Namely,

Lemma 4. If $|b| > d + \sqrt{d}$, then $\left| \int_{\mathbb{R}^d} \rho_d(x) \sigma(\langle \theta, x \rangle - b) dx \right| \leq \frac{\sigma}{\sqrt{2\pi}} e^{-\frac{d^2}{2\sigma^2}}$.

Lemma 4, which is proved in App. B, allows us to conclude the upper bound.

Theorem 3. The following inequality holds for the IPM between μ_d and ν_d corresponding to the class \mathcal{F}_{2L} of two-layer networks:

$$d_{\mathcal{F}_{2L}}(\mu_d, \nu_d) = \sup_{(\theta, b) \in \mathbb{S}^{d-1}} \left| \int_{\mathbb{R}^d} \rho_d(x) \sigma(\langle \theta, x \rangle - b) dx \right| \leq O \left(\max \left\{ \kappa^d \left(d^2 + \frac{d}{\sigma} \right), \sigma e^{-\frac{d^2}{2\sigma^2}} \right\} \right).$$

3.2 Lower bound for three-layer discriminators.

In order to provide a lower bound on the IPM $d_{\mathcal{F}_{3L}}(\mu_d, \nu_d)$ we construct a specific three-layer network F , and then show a lower bound on $|\mathbb{E}_{x \sim \mu_d}[F(x)] - \mathbb{E}_{x \sim \nu_d}[F(x)]|$ and an upper bound on the path-norm of F .

Construction of the discriminator F . Let us fix $0 < x_0 < 1/4$ arbitrary. Define the two-layer network $f_1 : \mathbb{R} \rightarrow \mathbb{R}$ as

$$f_1(x) = \sum_{\beta \in \mathcal{B}} \frac{\text{sign}(\beta)}{x_0} ((x - (\beta - 2x_0))_+ - (x - (\beta - x_0))_+ - (\beta - (b + x_0))_+ + (x - (\beta + 2x_0))_+) \quad (11)$$

The function f_1 , which is plotted in Figure 2 (left), takes non-zero values only around points in \mathcal{B} , and it takes value 1 around positive $\beta \in \mathcal{B}$, and value -1 around negative $\beta \in \mathcal{B}$.

If d is even, we define the two-layer network $f_2 : \mathbb{R} \rightarrow \mathbb{R}$ as

$$\begin{aligned} f_2(x) &= 1 - (x)_+ - (-x)_+ - (-1)^{d/2} ((x - d)_+ + (-x - d)_+) \\ &\quad - 2 \sum_{i=1}^{(d-2)/2} (-1)^i ((x - 2i)_+ + (-x - 2i)_+). \end{aligned} \quad (12)$$

This function is plotted for $d = 4$ in Figure 2 (center), and it takes alternating values ± 1 at even integers. If $d \geq 3$ is odd, we define f_2 as

$$\begin{aligned} f_2(x) &= x + (-1)^{(d-1)/2} (-(x - d)_+ + (-x - d)_+) \\ &\quad + 2 \sum_{i=0}^{(d-3)/2} (-1)^i (-(x - 2i - 1)_+ + (-x - 2i - 1)_+). \end{aligned} \quad (13)$$

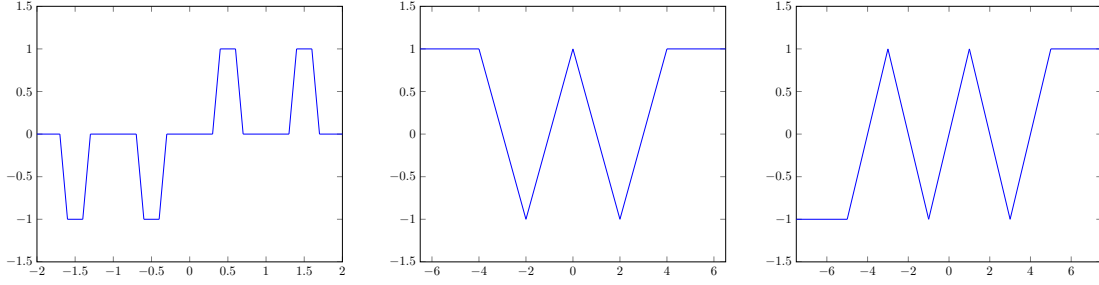


Figure 2: Left: Plot of the function f_1 defined in (11), for the value $x_0 = 0.1$. Center: Plot of the function f_2 for $d = 4$ (defined in (12)). Right: Plot of the function f_2 for $d = 5$ (defined in (13)).

This function is plotted for $d = 5$ in Figure 2 (right), and it takes alternating values ± 1 at odd integers. We define the discriminator $F : \mathbb{R}^d \rightarrow \mathbb{R}$ as

$$F(x) = f_2\left(\sum_{i=1}^d f_1(x_i)\right). \quad (14)$$

Construction of random variables Z^+, Z^- with distributions μ_d, ν_d . If ξ^+, ξ^- are random vectors distributed uniformly over \mathcal{B}_+^d and \mathcal{B}_-^d respectively, and X is a d -variate Gaussian $\mathcal{N}(0, \sigma^2 \text{Id})$, the variables $Z^+ = \xi^+ + X$ and $Z^- = \xi^- + X$ are distributed according to μ_d and ν_d respectively. To see this, note that in analogy with $\rho_d = \pi_d * g_d$, we can write $\rho_d^\pm = \pi_d^\pm * g_d$, where $\pi_d^\pm = \frac{2}{4^d} \sum_{\beta \in \mathcal{B}_\pm^d} \prod_{i=1}^d \chi_{\beta_i} \delta_{\beta_i}$. Since ξ^\pm are distributed according to π_d^\pm , and the law of a sum of random variables is the convolution of their distributions, the result follows. Thus, we can reexpress $\int_{\mathbb{R}^d} F(x) d(\mu_d - \nu_d)(x)$ as $\mathbb{E}[F(Z^+)] - \mathbb{E}[F(Z^-)]$.

Lower-bounding $\mathbb{E}[F(Z^+)] - \mathbb{E}[F(Z^-)]$. At this point, we take an arbitrary $0 < \epsilon < 1$, and define the sequence $(\sigma_d)_{d \geq 0}$ as the solutions of $\frac{x_0^2}{2\sigma_d^2} = \log\left(\frac{d\sigma_d}{\sqrt{2\pi\epsilon}x_0}\right)$. The solution σ_d exists and is unique because the function $\sigma \mapsto \frac{x_0^2}{2\sigma^2}$ is strictly decreasing and bijective from $(0, +\infty)$ to $(0, +\infty)$, while the function $\sigma \mapsto \log\left(\frac{d\sigma}{\sqrt{2\pi\epsilon}x_0}\right)$ is strictly increasing and bijective from $(0, \infty)$ to \mathbb{R} . The following result regarding the sequence $(\sigma_d)_d$ is shown in App. B.

Lemma 5. *If $(X_i)_{i=1}^d$ are independent random variables with distribution $\mathcal{N}(0, \sigma_d^2)$, we have that $P(\forall i \in \{1, \dots, d\}, X_i \leq x_0) \geq 1 - \epsilon$. The sequence $(\sigma_d)_d$ is strictly decreasing, and $\sigma_d = \Omega(1/\log(d))$.*

This allows us to prove an instrumental proposition concerning the values of F at Z^+ and Z^- .

Proposition 3. *With probability at least $1 - 2\epsilon$, we have that simultaneously,*

$$\begin{aligned} F(Z^+) &= 1 \quad \text{and} \quad F(Z^-) = -1, & \text{when } d \equiv 0, 1 \pmod{4} \\ F(Z^+) &= -1 \quad \text{and} \quad F(Z^-) = 1, & \text{when } d \equiv 2, 3 \pmod{4} \end{aligned} \quad (15)$$

Consequently, $\left| \mathbb{E}[F(Z^+)] - \mathbb{E}[F(Z^-)] \right| \geq 2 - 8\epsilon$.

Proof sketch. By Lemma 5, with probability at least $1 - 2\epsilon$, $|X_i| \leq x_0$ for all $i \in \{1, \dots, d\}$. Equivalently, $|Z_i^+ - \xi_i^+| \leq x_0$ and $|Z_i^- - \xi_i^-| \leq x_0$ for all $i \in \{1, \dots, d\}$. This implies that $f_1(Z_i^+) = \text{sign}(Z_i^+) = \text{sign}(\xi_i^+)$ and $f_1(Z_i^-) = \text{sign}(Z_i^-) = \text{sign}(\xi_i^-)$ for all $i \in \{1, \dots, d\}$. The statements (15) follow from the definitions of the functions f_2 and the lower bound is a consequence of (15) and the boundedness of $|F|$ (see full proof in App. B). \square

Bounding the path-norm of the discriminator F . The following lemma, proved in App. B, characterizes the discriminator F as a three-layer network and provides bounds on its path-norms.

Lemma 6. *The function F defined in (14) can be expressed as a three-layer ReLU neural network $f_{\mathcal{W}}$ of the form (1) with widths $m_1 = 16d$ and $m_2 = d + 2$, with path-norms*

$$\begin{aligned} PN_b(\mathcal{W}) &\leq \left(\frac{64}{x_0} + 1\right)d^2 + 1 \text{ for } d \text{ even, and } PN_b(\mathcal{W}) \leq \left(\frac{64}{x_0} + 1\right)d^2 + \frac{64d}{x_0} + 2 \text{ for } d \text{ odd.} \\ PN_{nb}(\mathcal{W}) &= \frac{32d^2}{x_0} \text{ for } d \text{ even, and } PN_{nb}(\mathcal{W}) = \frac{32d^2 + 32d}{x_0} \text{ for } d \text{ odd.} \end{aligned}$$

We are in position to state the formal version of Theorem 1.

Theorem 4. *Setting $\epsilon = 1/8$ and $x_0 = 1/8$, we obtain that*

$$d_{\mathcal{F}_{2L}}(\mu_d, \nu_d) = O(\kappa^d d^2), \quad (16)$$

$$d_{\mathcal{F}_{3L}}(\mu_d, \nu_d) \geq \frac{1}{513d^2 + 512d + 1}. \quad (17)$$

Proof. To prove (16), we plugged the bound $\sigma_d = \Omega(1/\log(d))$ from Lemma 5 into Theorem 3. We also used that for $\epsilon = 1/8$ and $x_0 = 1/8$, $\sigma_d \leq 1/6$ because at $1/6$, the curve $\sigma \mapsto \frac{x_0^2}{2\sigma^2}$ is below $\sigma \mapsto \log(\frac{d\sigma}{\sqrt{2\pi\epsilon x_0}})$. Hence, $\sigma e^{-\frac{d^2}{2\sigma^2}} = O(\log(d)e^{-18d^2})$, which is $O(\kappa^d d^2)$. To prove (17), we use that by Proposition 3, F is a three-layer neural network such that $|\mathbb{E}_{x \sim \mu_d}[F(x)] - \mathbb{E}_{x \sim \nu_d}[F(x)]| \geq 1$, and with path-norm with bias bounded by $513d^2 + 512d + 1$. Dividing the outermost layer weights by this quantity, we obtain a three-layer network with unit path-norm and the result follows. \square

Note that if we consider the discriminator class of three-layer networks with bounded path-norm without bias, Lemma 6 gives a lower bound of order $\Omega(1/d^2)$ as well.

4 Separation between two-layer and RKHS discriminators

The pair (μ_d, ν_d) . For any $d \geq 0$, we define a pair of measures $\mu_d, \nu_d \in \mathcal{P}(\mathbb{R}^d)$ with densities $\frac{d\mu_d}{dx} = \rho_d^+$, $\frac{d\nu_d}{dx} = \rho_d^-$ such that

$$\rho_d(x) := \frac{2\sigma^d}{(2\pi)^{d/2}} e^{-\frac{\sigma^2 \|x\|^2}{2}} \sin(\ell x_1), \quad \text{where } x_1 = \langle x, e_1 \rangle.$$

Since $\int_{\mathbb{R}^d} \rho_d(x) dx = 0$ because ρ_d is odd with respect to x_1 , and $\int_{\mathbb{R}^d} |\rho_d(x)| dx \leq \frac{2\sigma^d}{(2\pi)^{d/2}} \int_{\mathbb{R}^d} e^{-\frac{\sigma^2 \|x\|^2}{2}} dx = 2$, we have freedom in specifying ρ_d^+, ρ_d^- . If ξ is the density of an arbitrary probability

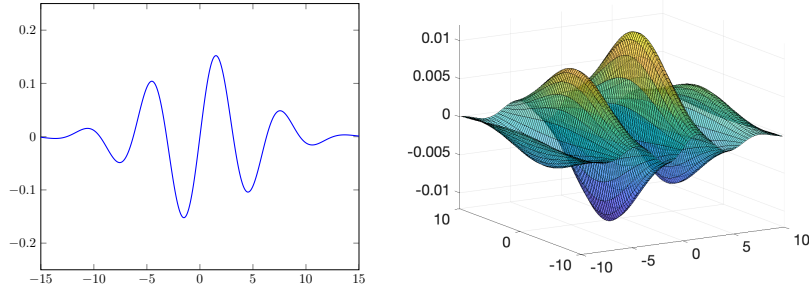


Figure 3: Left: Plot of the density ρ_d for $d = 1$ with $\sigma = 0.2$ and $\ell = 1$. Right: Plot of the density ρ_d for $d = 2$ with $\sigma = 0.2$ and $\ell = 1$.

measure on \mathbb{R}^d , setting $\rho_d^+(x) = (1 - \frac{1}{2} \int_{\mathbb{R}^d} |\rho_d(x)| dx) \xi(x) + \max\{0, \rho_d(x)\}$ and $\rho_d^-(x) = (1 - \frac{1}{2} \int_{\mathbb{R}^d} |\rho_d(x)| dx) \xi(x) + \max\{0, -\rho_d(x)\}$ works. Figure 1 shows plots of ρ_d for $d = 1, 2$. The following lemma provides the Fourier transform of ρ_d . The proof in App. C involves using the convolution theorem; in this case ρ_d is expressed as a product of functions and $\hat{\rho}_d$ is proportional to the convolution of their Fourier transforms.

Lemma 7. *The Fourier transform of ρ_d reads $\hat{\rho}_d(x) = \frac{i}{(2\pi)^{d/2}} (e^{-\frac{\|x+\ell e_1\|^2}{2\sigma^2}} - e^{-\frac{\|x-\ell e_1\|^2}{2\sigma^2}})$.*

As in Sec. 3, an application of Proposition 1 shows that $\int_{\mathbb{R}^d} \rho_d(x) \sigma(\langle \theta, x \rangle - b) dx$ is equal to $(2\pi)^{(d-1)/2} \langle \hat{\sigma}(t), \hat{\rho}_d(-t\theta) e^{-itb} \rangle$. Analogously, we use the expression of $\hat{\sigma}$ for the ReLU-like activations provided by Lemma 2, and we obtain an explicit expression for $\int_{\mathbb{R}^d} \rho_d(x) \sigma(\langle \theta, x \rangle - b) dx$ from which the upper and lower bounds will follow:

$$\frac{i}{\sqrt{2\pi}} \int_{\mathbb{R}} \left(A \frac{d^\alpha}{dt^\alpha} \left(\text{p.v.} \left[\frac{1}{i\pi t} \right] \right) + B \frac{d^\alpha}{dt^\alpha} \delta(t) \right) \left(\left(e^{-\frac{\|t\theta - \ell e_1\|^2}{2\sigma^2}} - e^{-\frac{\|t\theta + \ell e_1\|^2}{2\sigma^2}} \right) e^{-itb} \right) dt, \quad (18)$$

which can be simplified to (see Lemma 13 in App. C):

$$\sqrt{\frac{2}{\pi}} i \left(-\frac{A\ell\theta_1}{\sigma^2} e^{-\frac{\ell^2}{2\sigma^2}} + B \int_0^{+\infty} \frac{\sin(tb) (\exp(-\frac{\|t\theta - \ell e_1\|^2}{2\sigma^2}) - \exp(-\frac{\|t\theta + \ell e_1\|^2}{2\sigma^2}))}{t^2} dt \right) \quad (19)$$

Upper bound for RKHS discriminators. By equation (6), the IPM $d_{\mathcal{F}_H}(\mu_d, \nu_d)$ corresponding to the unit ball of the RKHS \mathcal{H} takes the form $(\int_{\mathbb{S}^{d-1} \times \mathbb{R}} (\int_{\mathbb{R}^d} \sigma(\langle \theta, x \rangle - b) \rho_d(x) dx)^2 d\tau(\theta, b))^{1/2}$. Armed with the expression (19) for $\int_{\mathbb{R}^d} \sigma(\langle \theta, x \rangle - b) \rho_d(x) dx$, we proceed to upper-bound the absolute value of this expression in the following proposition proved in App. C.

Proposition 4. *We have that*

$$d_{\mathcal{F}_H}(\mu_d, \nu_d) = O \left(d^{1/4} \left(\frac{1}{2d^{1/4}} + e^{-\frac{\ell^2}{4\sigma^2}} \right) + \frac{\ell^2}{\sigma^4} e^{-\frac{(\ell-1)^2}{2\sigma^2}} + \left(\frac{\ell}{\sigma^2} + 1 \right) e^{-\frac{\ell^2}{2\sigma^2}} \right). \quad (20)$$

Evidently, the upper bound depends on the choices of the parameters ℓ and σ as a function of d .

Lower bound for two-layer discriminators. Our approach to lower-bound the IPM $d_{\mathcal{F}_{2L}}(\mu_d, \nu_d)$ is to lower-bound $\int_{\mathbb{R}^d} \rho_d(x) \sigma(\langle \theta, x \rangle - b) dx$ for some well chosen $(\theta, b) \in \mathbb{S}^{d-1} \times \mathbb{R}$, via the expression (19). The result is as follows:

Proposition 5. *Define the $(\ell_d)_{d \geq 0}$ as $\ell_d = \sqrt{d}$ and $(\sigma_d)_{d \geq 0}$ as the sequence of solutions to $\frac{x_0^2}{2\sigma^2} = \log\left(\frac{\sqrt{2}d^2\sigma}{\sqrt{\pi}x_0}\right)$, which fulfills $\sigma_d \geq K/\log(d)$. Then, $d_{\mathcal{F}_{2L}}(\mu_d, \nu_d) = \Omega\left(\frac{1}{d \log(d)}\right)$.*

If we substitute the choices we made for (ℓ_d) and (σ_d) into (20), we obtain

$$d_{\mathcal{F}_H}(\mu_d, \nu_d) = O\left(d^{1/4} \left(\frac{1}{2^{d/4}} + e^{-\frac{d}{16}}\right) + \frac{de^{-\frac{(\sqrt{d}-1)^2}{16}}}{16} + \frac{\sqrt{d}+4}{4}e^{-\frac{d}{8}}\right) = O\left(de^{-\frac{(\sqrt{d}-1)^2}{16}}\right),$$

which yields [Theorem 2](#).

5 Discussion

Why small IPM values preclude discrimination of distributions from samples. Suppose that \mathcal{F} is a class of functions $\mathbb{R}^d \rightarrow \mathbb{R}$, and μ_n, ν_n are empirical measures built from n samples from μ, ν respectively. Let $\hat{\mathcal{F}}_\mu = \{f - \mathbb{E}_{x \sim \mu}[f(x)] \mid f \in \mathcal{F}\}$ be the recentered function class according to μ (analogous for ν). Letting $\mathcal{R}_n(\mathcal{F}) = \mathbb{E}_{\sigma_i, x_i} \sup_{f \in \mathcal{F}} \left| \frac{1}{n} \sum_{i=1}^n \sigma_i f(x_i) \right|$ be the Rademacher complexity of \mathcal{F} , it turns out that $\frac{1}{2} \mathcal{R}_n(\hat{\mathcal{F}}_\mu) \leq \mathbb{E}[\sup_{f \in \mathcal{F}} |\mathbb{E}_{x \sim \mu}[f(x)] - \mathbb{E}_{x \sim \mu_n}[f(x)]|] \leq 2\mathcal{R}(\mathcal{F})$ (Proposition 4.11, [Wainwright \[2019\]](#)), and an application of McDiarmid’s inequality shows that w.h.p. (with high probability), the IPM $d_{\mathcal{F}}(\mu, \mu_n) = \sup_{f \in \mathcal{F}} |\mathbb{E}_{x \sim \mu}[f(x)] - \mathbb{E}_{x \sim \mu_n}[f(x)]|$ does not lie far from these bounds.

\mathcal{F} is a useful discriminator class if $d_{\mathcal{F}}(\mu_n, \nu_n)$ is informative of the value of $d_{\mathcal{F}}(\mu, \nu)$ for a tractable data size n . This is *not* the case if $d_{\mathcal{F}}(\mu, \nu)$ is negligible compared to $d_{\mathcal{F}}(\mu, \mu_n), d_{\mathcal{F}}(\nu, \nu_n)$ and their fluctuations, as the statistical noise dominates over the signal². Since $d_{\mathcal{F}}(\mu, \mu_n), d_{\mathcal{F}}(\nu, \nu_n)$ are w.h.p. of the order of $\frac{1}{2} \mathcal{R}_n(\hat{\mathcal{F}}_\mu)$, and the classes $\mathcal{F}_{3L}, \mathcal{F}_{2L}, \mathcal{F}_H$ studied in our paper (as well as their centered versions) have Rademacher complexities $\Theta(1/\sqrt{n})$ [[E and Wojtowytsch, 2020](#)], we need to take n of order $\Omega(1/d_{\mathcal{F}}(\mu, \nu)^2)$ to get decent discriminator performance. The required n is prohibitively costly when $d_{\mathcal{F}}(\mu_d, \nu_d)$ is exponentially small in d , as in our cases.

Can we make μ_d and ν_d any simpler in [Sec. 3](#)? One might wonder whether a simpler ρ_d might suffice to show a separation result. Specifically, one might think of replacing $\mathcal{B} = \{\pm \frac{3}{2}, \pm \frac{1}{2}\}$ by $\mathcal{B} = \{\pm 1\}$. The upper bound on two-layer networks would not go through because the factor $\prod_{i=1}^d \cos(\omega_i) \sin(2\omega_i)$ would become $\prod_{i=1}^d \sin(\omega_i)$, which does not admit a uniform exponentially decreasing upper bound. Moreover, it can be seen that for $\sigma = O(1/\log(d))$, the two-layer network $f_2(\sum_{i=1}^d x_i)$ would be able to discriminate between μ_d and ν_d .

Do our arguments work for other activation functions and weight norms? Our proofs makes use of the specific form of the Fourier transform of the ReLU and leaky ReLU. One may try to apply the same method for other activation functions via their Fourier transforms; intuitively one should be able to obtain exponentially decreasing lower bounds as well, because the factor $\prod_{i=1}^d \cos(\omega_i) \sin(2\omega_i)$ will show up in some way or another. If we use different norms

²Strictly speaking, if $d_{\mathcal{F}}(\mu, \nu)$ was smaller than $d_{\mathcal{F}}(\mu, \mu_n), d_{\mathcal{F}}(\nu, \nu_n)$ but greater or comparable to their fluctuations, \mathcal{F} could potentially be an effective discriminator in some settings, but this situation seems implausible. To discard it formally, one may try to develop a kind of reverse McDiarmid inequality.

to define the three-layer and two-layer IPMs, the results are unchanged up to polynomial factors because weight norms are equivalent to each other up to polynomial factors in d (using that the widths of our networks are polynomial in d). Finally, it would be interesting to adapt our upper bound for the MMD to slightly different kernels such as the neural tangent kernel (NTK, [Jacot et al. \[2018\]](#)).

References

- M. Arjovsky, S. Chintala, and L. Bottou. Wasserstein gan. *arXiv preprint arXiv:1701.07875*, 2017.
- F. Bach. Breaking the curse of dimensionality with convex neural networks. *Journal of Machine Learning Research*, 18(19):1–53, 2017.
- P. L. Bartlett, D. J. Foster, and M. J. Telgarsky. Spectrally-normalized margin bounds for neural networks. In *Advances in Neural Information Processing Systems*, volume 30. Curran Associates, Inc., 2017.
- H. Bateman and A. Erdélyi. *Tables of integral transforms*. McGraw-Hill, 1954.
- Y. Cho and L. K. Saul. Kernel methods for deep learning. In *Advances in Neural Information Processing Systems 22*, pages 342–350. Curran Associates, Inc., 2009.
- A. Daniely. Depth separation for neural networks. In *Proceedings of the 2017 Conference on Learning Theory*, volume 65 of *Proceedings of Machine Learning Research*, pages 690–696. PMLR, 2017.
- C. Domingo-Enrich and Y. Mroueh. Separation results between fixed-kernel and feature-learning probability metrics. In *Thirty-Fifth Conference on Neural Information Processing Systems*, 2021.
- G. K. Dziugaite, D. M. Roy, and Z. Ghahramani. Training generative neural networks via maximum mean discrepancy optimization. *UAI*, 2015.
- W. E and S. Wojtowytsch. On the banach spaces associated with multi-layer relu networks: Function representation, approximation theory and gradient descent dynamics, 2020.
- R. Eldan and O. Shamir. The power of depth for feedforward neural networks. In *29th Annual Conference on Learning Theory*, volume 49 of *Proceedings of Machine Learning Research*, pages 907–940. PMLR, 2016.
- A. Gretton, K. M. Borgwardt, M. Rasch, B. Schölkopf, and A. J. Smola. A kernel method for the two-sample-problem. In *Advances in neural information processing systems*, pages 513–520, 2007.
- A. Gretton, K. M. Borgwardt, M. J. Rasch, B. Schölkopf, and A. Smola. A kernel two-sample test. *Journal of Machine Learning Research*, 13(25):723–773, 2012.
- A. Jacot, F. Gabriel, and C. Hongler. Neural tangent kernel: Convergence and generalization in neural networks. In *Advances in Neural Information Processing Systems*, volume 31, pages 8571–8580. Curran Associates, Inc., 2018.
- D. Kammler. *A first course in Fourier analysis*. Prentice Hall, 2000.

- C.-L. Li, W.-C. Chang, Y. Cheng, Y. Yang, and B. Poczos. Mmd gan: Towards deeper understanding of moment matching network. In *Advances in Neural Information Processing Systems*, volume 30, 2017.
- S. Li. Concise formulas for the area and volume of a hyperspherical cap. *Asian Journal of Mathematics & Statistics*, 4, 01 2011.
- Y. Li, K. Swersky, and R. Zemel. Generative moment matching networks. In *ICML*, 2015.
- J. Martens, A. Chattopadhyaya, T. Pitassi, and R. Zemel. On the representational efficiency of restricted boltzmann machines. In *Advances in Neural Information Processing Systems*, volume 26. Curran Associates, Inc., 2013.
- V. Nagarajan and J. Z. Kolter. Uniform convergence may be unable to explain generalization in deep learning. In *Advances in Neural Information Processing Systems*, volume 32. Curran Associates, Inc., 2019.
- B. Neyshabur, S. Bhojanapalli, D. Mcallester, and N. Srebro. Exploring generalization in deep learning. In *Advances in Neural Information Processing Systems*, volume 30. Curran Associates, Inc., 2017.
- B. Neyshabur, S. Bhojanapalli, and N. Srebro. A PAC-bayesian approach to spectrally-normalized margin bounds for neural networks. In *International Conference on Learning Representations*, 2018.
- N. L. Roux and Y. Bengio. Continuous neural networks. In *Proceedings of the Eleventh International Conference on Artificial Intelligence and Statistics*, volume 2 of *Proceedings of Machine Learning Research*, pages 404–411, 2007.
- I. Safran and O. Shamir. Depth-width tradeoffs in approximating natural functions with neural networks. In *Proceedings of the 34th International Conference on Machine Learning*, volume 70 of *Proceedings of Machine Learning Research*, pages 2979–2987. PMLR, 2017.
- C. N. d. Santos, K. Wadhawan, and B. Zhou. Learning loss functions for semi-supervised learning via discriminative adversarial networks. *arXiv preprint arXiv:1707.02198*, 2017.
- R. Strichartz. *A Guide to Distribution Theory and Fourier Transforms*. Studies in advanced mathematics. World Scientific, 2003.
- M. Telgarsky. Benefits of depth in neural networks. In *29th Annual Conference on Learning Theory*, volume 49 of *Proceedings of Machine Learning Research*, pages 1517–1539. PMLR, 2016.
- L. Venturi, S. Jelassi, T. Ozuch, and J. Bruna. Depth separation beyond radial functions. *arXiv preprint arXiv:2102.01621*, 2021.
- M. J. Wainwright. *High-Dimensional Statistics: A Non-Asymptotic Viewpoint*. Cambridge Series in Statistical and Probabilistic Mathematics. Cambridge University Press, 2019.

A IPM derivations

Define the function class G_{3L} of ReLU neural networks of the form $g(x) = \pm\sigma(\sum_{j=1}^{m_1} w_j \sigma(\langle \theta_j, x \rangle - b_j) + w_0)$ such that $\sum_{j=1}^{m_1} |w_j| \cdot \|(\theta_j, b_j)\|_2 + |w_0| \leq 1$.

Lemma 8. *Any function in F_{3L} may be written as a convex combination of functions in G_{3L} and the constant function 1.*

Proof. Let

$$f_{\mathcal{W}}(x) = \sum_{i=1}^{m_2} w_i \sigma \left(\sum_{j=1}^{m_1} W_{i,j} \sigma(\langle \theta_j, x \rangle - b_j) + W_{i,0} \right) + w_0.$$

belong to F_{3L} , which means that $\text{PN}_b(\mathcal{W}) = \sum_{i=1}^{m_2} |w_i| (\sum_{j=1}^{m_1} |W_{i,j}| \cdot \|(\theta_j, b_j)\|_2 + |W_{i,0}|) + |w_0| \leq 1$. We may renormalize the weights such that $\sum_{j=1}^{m_1} |W_{i,j}| \cdot \|(\theta_j, b_j)\|_2 + |W_{i,0}| = 1$ for all i , by moving the appropriate factors outside of the ReLU activation thanks to the 1-homogeneity. Then, $\text{PN}_b(\mathcal{W}) = \sum_{i=1}^{m_2} |w_i| \leq 1$. We may further renormalize the weights such that $\sum_{i=1}^{m_2} |w_i| = 1$ and $\sum_{j=1}^{m_1} |W_{i,j}| \cdot \|(\theta_j, b_j)\|_2 + |W_{i,0}| \leq 1$ for all i .

Setting $g_i(x) = \text{sign}(w_i) \sigma \left(\sum_{j=1}^{m_1} W_{i,j} \sigma(\langle \theta_j, x \rangle - b_j) + W_{i,0} \right)$, we obtain the expression $f_{\mathcal{W}}(x) = \sum_{i=1}^{m_2} |w_i| g_i(x) + |w_0|$. That is, $f_{\mathcal{W}}$ can be written as a convex combination of $\{g_i\}_{i=1}^{m_2}$ and the constant function 1. Note that g_i belongs to G_{3L} , which concludes the proof. \square

Since $f \mapsto \pm(\mathbb{E}_{x \sim \mu}[f(x)] - \mathbb{E}_{x \sim \nu}[f(x)])$ are concave mappings, their suprema over G_{3L} is equal to their suprema over the convex hull $\text{conv}(G_{3L})$. Since $\mathbb{E}_{x \sim \mu}[f(x)] - \mathbb{E}_{x \sim \nu}[f(x)]$ is 0 when f is a constant function, by Lemma 8 the suprema over $\text{conv}(G_{3L})$ are equal to the suprema over F_{3L} , which concludes the proof of equation (4). Equation (5) follows from a similar argument. Equation (6) is derived using the proof of Lemma 2 of Domingo-Enrich and Mroueh [2021].

B Proofs of Sec. 3

Proof of Lemma 1. If we take a Schwartz function $\varphi \in \mathcal{S}(\mathbb{R}^d)$, we have

$$\begin{aligned} \langle \pi_d * g_d, \varphi \rangle &= \langle g_d(y), \langle \varphi(x+y), \pi_d(x) \rangle \rangle \\ &= \int_{\mathbb{R}^d} \frac{1}{(2\pi\sigma^2)^{d/2}} e^{-\frac{\|y\|^2}{2\sigma^2}} \left\langle \varphi(x+y), \frac{2}{4^d} \sum_{\beta \in \mathcal{B}^d} \prod_{i=1}^d \chi_{\beta_i} \delta_{\beta} \right\rangle dy \\ &= \frac{2}{(4\sqrt{2\pi\sigma^2})^d} \int_{\mathbb{R}^d} e^{-\frac{\|y\|^2}{2\sigma^2}} \sum_{\beta \in \mathcal{B}^d} \prod_{i=1}^d \chi_{\beta_i} \varphi(y + \beta) dy \\ &= \frac{2}{(4\sqrt{2\pi\sigma^2})^d} \sum_{\beta \in \mathcal{B}^d} \prod_{i=1}^d \chi_{\beta_i} \int_{\mathbb{R}^d} e^{-\frac{\|y\|^2}{2\sigma^2}} \varphi(y + \beta) dy \\ &= \frac{2}{(4\sqrt{2\pi\sigma^2})^d} \sum_{\beta \in \mathcal{B}^d} \prod_{i=1}^d \chi_{\beta_i} \int_{\mathbb{R}^d} e^{-\frac{\|\tilde{y} - \beta\|^2}{2\sigma^2}} \varphi(\tilde{y}) d\tilde{y} \\ &= \frac{2}{(4\sqrt{2\pi\sigma^2})^d} \int_{\mathbb{R}^d} \sum_{\beta \in \mathcal{B}^d} \prod_{i=1}^d \chi_{\beta_i} e^{-\frac{\|\tilde{y} - \beta\|^2}{2\sigma^2}} \varphi(\tilde{y}) d\tilde{y} = \langle \rho_d, \varphi \rangle. \end{aligned}$$

□

Proof of Proposition 1. We adapt the argument of Lemma 3 of [Domingo-Enrich and Mroueh \[2021\]](#). Define $\sigma_b : \mathbb{R} \rightarrow \mathbb{R}$ as the translation of σ by $-b$, i.e. $\sigma_b(x) = \sigma(x - b)$. Note that $\hat{\sigma}_b(\omega) = e^{-ib\omega} \hat{\sigma}(\omega)$. We have

$$\begin{aligned}
\int_{\mathbb{R}^d} \varphi(x) \sigma(\langle \theta, x \rangle - b) dx &= \int_{\mathbb{R}^d} \varphi(x) \sigma_b(\langle \theta, x \rangle) dx = \int_{\mathbb{R}^d} \left(\frac{1}{(2\pi)^{d/2}} \int_{\mathbb{R}^d} \hat{\varphi}(\omega) e^{i\langle \omega, x \rangle} d\omega \right) \sigma_b(\langle \theta, x \rangle) dx \\
&= \int_{\text{span}(\theta)} \int_{\text{span}(\theta)^\perp} \left(\frac{1}{(2\pi)^{d/2}} \int_{\text{span}(\theta)^\perp} \left(\int_{\text{span}(\theta)} \hat{\varphi}(\omega) e^{i\langle \omega_\theta, x_\theta \rangle} d\omega_\theta \right) e^{i\langle \omega_{\theta^\perp}, x_{\theta^\perp} \rangle} d\omega_{\theta^\perp} \right) dx_{\theta^\perp} \sigma_b(\langle \theta, x_\theta \rangle) dx_\theta \\
&= \frac{1}{\sqrt{2\pi}} \int_{\text{span}(\theta)} (2\pi)^{(d-1)/2} \int_{\text{span}(\theta)} \hat{\varphi}(\omega_\theta) e^{i\langle \omega_\theta, x_\theta \rangle} d\omega_\theta \sigma_b(\langle \theta, x_\theta \rangle) dx_\theta \\
&= (2\pi)^{(d-1)/2} \int_{\mathbb{R}} \frac{1}{\sqrt{2\pi}} \int_{\mathbb{R}} \hat{\varphi}(t\theta) e^{itx} dt \sigma_b(x) dx = (2\pi)^{(d-1)/2} \int_{\mathbb{R}} \frac{1}{\sqrt{2\pi}} \int_{\mathbb{R}} \hat{\varphi}(t\theta) e^{itx} dt \sigma(x - b) dx \\
&= (2\pi)^{(d-1)/2} \int_{\mathbb{R}} \frac{1}{\sqrt{2\pi}} \int_{\mathbb{R}} \hat{\varphi}(t\theta) e^{it(\tilde{x}+b)} dt \sigma(\tilde{x}) d\tilde{x} = (2\pi)^{(d-1)/2} \langle \tilde{\sigma}(t), \hat{\varphi}(t\theta) e^{itb} \rangle.
\end{aligned}$$

In the third equality, we rewrite $\mathbb{R}^d = \text{span}(\theta) + \text{span}(\theta)^\perp$ and we use Fubini's theorem twice. In the fourth equality we use the following argument: denoting $h(x_{\theta^\perp}, \omega_\theta) = \int_{\text{span}(\theta)} \hat{\varphi}(\omega_\theta + \omega_\theta^\perp) e^{i\langle \omega_\theta, x_\theta \rangle} d\omega_\theta$, we have that

$$\begin{aligned}
\int_{\text{span}(\theta)^\perp} \left(\int_{\text{span}(\theta)} h(x_{\theta^\perp}, \omega_\theta) e^{i\langle \omega_\theta, x_\theta \rangle} d\omega_\theta \right) dx_{\theta^\perp} &= (2\pi)^{(d-1)/2} \int_{\text{span}(\theta)^\perp} \hat{h}(-\omega_{\theta^\perp}, \omega_\theta) d\omega_{\theta^\perp} \\
&= (2\pi)^{d-1} h(0, \omega_x) = (2\pi)^{d-1} \int_{\text{span}(\theta)} \hat{\varphi}(\omega_\theta) e^{i\langle \omega_\theta, x_\theta \rangle} d\omega_\theta.
\end{aligned}$$

To conclude the proof, note that for any test function $\varphi \in \mathcal{S}(\mathbb{R})$, $\langle \tilde{\sigma}(x), \varphi(x) \rangle = \langle \sigma(x), \tilde{\varphi}(x) \rangle = \int_{\mathbb{R}} \sigma(x) \frac{1}{\sqrt{2\pi}} \int_{\mathbb{R}} e^{itx} \varphi(t) dt dx = \int_{\mathbb{R}} \sigma(x) \frac{1}{\sqrt{2\pi}} \int_{\mathbb{R}} e^{-i(-t)x} \varphi(t) dt dx = \int_{\mathbb{R}} \sigma(x) \frac{1}{\sqrt{2\pi}} \int_{\mathbb{R}} e^{-itx} \varphi(-t) dt dx = \langle \hat{\sigma}(x), \varphi(-x) \rangle$. □

Proof of Lemma 3. Recall that p.v. $[\frac{1}{\omega}](u) = \int_0^{+\infty} \frac{u(\omega) - u(-\omega)}{\omega} d\omega$. On the one hand,

$$\left| \int_0^1 \frac{u(x) - u(-x)}{x} dx \right| \leq \int_0^1 \frac{|u(x) - u(-x)|}{x} dx \leq \int_0^1 \frac{2x}{x} \sup_{y \in (-1, 1)} |u'(y)| dx = 2 \sup_{y \in (-1, 1)} |u'(y)|.$$

On the other hand,

$$\begin{aligned}
\left| \int_1^{+\infty} \frac{u(x) - u(-x)}{x} dx \right| &\leq \int_1^{+\infty} \frac{(|u(x)| + |u(-x)|) x^\delta}{x^{1+\delta}} dx \\
&\leq \int_1^{+\infty} 2 \left(\sup_{y \in \mathbb{R} \setminus [-1, 1]} |u(y) \cdot y^\delta| \right) \frac{1}{x^{1+\delta}} dx = \frac{2}{\delta} \left(\sup_{y \in \mathbb{R} \setminus [-1, 1]} |u(y) \cdot y^\delta| \right).
\end{aligned}$$

□

Lemma 9. Let $u : \mathbb{R} \rightarrow \mathbb{C}$ defined by (9). Then,

$$\begin{aligned} \sup_{x \in \mathbb{R}} |u'(x)| &\leq O\left(\kappa^d \left(d^2 + d|b| + b^2\right)\right) \\ \sup_{x \in \mathbb{R}} |u(x) \cdot x| &\leq O\left(\kappa^d \left(\frac{d + |b|}{\sigma}\right)\right) \end{aligned}$$

Proof. Note that

$$\begin{aligned} u'(t) &= \left(-\sigma^2 t - ib - \sum_{i=1}^d \frac{\theta_i \sin(t\theta_i)}{\cos(t\theta_i)} + 2 \sum_{i=1}^d \frac{\theta_i \cos(2t\theta_i)}{\sin(2t\theta_i)} \right)^2 e^{-\frac{\sigma^2 t^2}{2} - itb} \prod_{i=1}^d \cos(t\theta_i) \sin(2t\theta_i) \\ &\quad + \left(-\sigma^2 - \sum_{i=1}^d \frac{\theta_i^2}{\cos^2(t\theta_i)} - 2^2 \sum_{i=1}^d \frac{\theta_i^2}{\sin^2(2t\theta_i)} \right) e^{-\frac{\sigma^2 t^2}{2} - itb} \prod_{i=1}^d \cos(t\theta_i) \sin(2t\theta_i) \end{aligned} \quad (21)$$

Remark that

$$\left(-\frac{\theta_i \sin(t\theta_i)}{\cos(t\theta_i)} \right)^2 - \frac{\theta_i^2}{\cos^2(t\theta_i)} = -\theta_i^2, \quad \left(2 \frac{\theta_i \cos(2t\theta_i)}{\sin(2t\theta_i)} \right)^2 - 2^2 \frac{\theta_i^2}{\sin^2(2t\theta_i)} = -2^2 \theta_i^2$$

and that $\sum_i \theta_i^2 = \|\theta\|^2 = 1$. Hence, equation (21) may be rewritten as $e^{-\frac{\sigma^2 t^2}{2} - itb} \prod_{i=1}^d \cos(t\theta_i) \sin(2t\theta_i)$ times

$$\begin{aligned} &\sigma^4 t^2 + 2ib\sigma^2 t - b^2 - 5 + 2(\sigma^2 t + ib) \left(\sum_{i=1}^d \frac{\theta_i \sin(t\theta_i)}{\cos(t\theta_i)} - 2 \sum_{i=1}^d \frac{\theta_i \cos(2t\theta_i)}{\sin(2t\theta_i)} \right) \\ &- 4 \sum_{i,j=1}^d \frac{\theta_i \theta_j \sin(t\theta_i) \cos(2t\theta_j)}{\cos(t\theta_i) \sin(2t\theta_j)} + \sum_{\substack{i,j=1 \\ i \neq j}}^d \frac{\theta_i \theta_j \sin(t\theta_i) \sin(t\theta_j)}{\cos(t\theta_i) \cos(t\theta_j)} + 4 \sum_{\substack{i,j=1 \\ i \neq j}}^d \frac{\theta_i \theta_j \cos(2t\theta_i) \cos(2t\theta_j)}{\sin(2t\theta_i) \sin(2t\theta_j)} \end{aligned}$$

The functions $t \mapsto |\cos(t\theta_i) \sin(2t\theta_i)|$ are upper-bounded by 0.77 on \mathbb{R} regardless of the value of θ_i . To see this, define $x = t\theta_i$. Hence, $|\cos(t\theta_i) \sin(2t\theta_i)| = |\cos(x) \sin(2x)|$. Lemma 10 shows that $\kappa := \sup_{x \in \mathbb{R}} |\cos(x) \sin(2x)| = 0.7698 \dots$. The following upper bounds hold for all $t \in \mathbb{R}$:

$$\begin{aligned} \left| \prod_{i=1}^d \cos(t\theta_i) \sin(2t\theta_i) \right| &\leq \kappa^d, \quad \left| t e^{-\frac{\sigma^2 t^2}{2} - itb} \right| \leq \max_{x \in \mathbb{R}} \{ x e^{-\frac{\sigma^2 x^2}{2}} \} = \frac{1}{\sigma \sqrt{e}}, \\ \left| t^2 e^{-\frac{\sigma^2 t^2}{2} - itb} \right| &\leq \max_{x \geq 0} \{ x e^{-\frac{\sigma^2 x^2}{2}} \} = \frac{2}{e \sigma^2}. \end{aligned}$$

Thus, the following is a crude upper bound of $|u'(t)|$ for any $t \in \mathbb{R}$:

$$\begin{aligned} &\kappa^d \left(\left(\frac{2\sigma^2}{e} + 5 + b^2 + \frac{6d\sigma}{\kappa \sqrt{e}} + \frac{4d^2}{\kappa^2} + \frac{d(d-1)}{\kappa^2} + \frac{4d(d-1)}{\kappa^2} \right)^2 + \left(\frac{2b\sigma}{\sqrt{e}} + \frac{6d|b|}{\kappa} \right)^2 \right)^{1/2} \\ &= O\left(\kappa^d \left(d^2 + d|b| + b^2\right)\right) \end{aligned}$$

In the last O -notation expression we have only kept the relevant variables: σ is relevant because it appears in the numerator and we will take it smaller than 1. Similarly, the following is an upper bound on $|t \cdot u(t)|$ for any $t \in \mathbb{R}$:

$$\kappa^d \left(\left(\frac{2}{e} + \frac{2da}{\sigma\kappa\sqrt{e}} + \frac{2d}{\sigma\kappa\sqrt{e}} \right)^2 + \left(\frac{b}{\sigma\sqrt{e}} \right)^2 \right)^{1/2} = O \left(\kappa^d \left(\frac{d+|b|}{\sigma} \right) \right)$$

□

Lemma 10. *The function $h(x) = \cos(x) \sin(2x)$ satisfies*

$$\max_{x \in \mathbb{R}} |h(x)| = 0.769800358917917\dots$$

Proof. First note that h has period 2π , which means that we can restrict the search of maximizers to $[-\pi, \pi]$. We have that $h'(x) = -\sin(x) \sin(2x) + 2 \cos(x) \cos(2x)$. The condition $h'(x^*) = 0$ is necessary for x^* to be a local maximizer of $|h|$, and it may be rewritten as $\tan(x) = 2 \cotan(2x)$. Remark that $x \rightarrow \tan(x)$ is increasing and bijective from $(\pi(z - 1/2), \pi(z + 1/2))$ to \mathbb{R} , and that $x \rightarrow 2 \cotan(2x)$ is decreasing and bijective from $(\frac{\pi z}{2}, \frac{\pi(z+1)}{2})$ to \mathbb{R} for any $z \in \mathbb{Z}$. Thus, there exist 6 solutions of $h'(x)$ on $[-\pi, \pi]$: one for each interval $(\frac{\pi z}{2}, \frac{\pi(z+1)}{2})$ for $z = -2, \dots, 1$, and additional solutions at $-\frac{\pi}{2}$ and at $\frac{\pi}{2}$, where both $\tan(x)$ and $2 \cotan(2x)$ take value $+\infty$ and $-\infty$ respectively. With this information, any algorithm that finds local maximizers over intervals allows us to compute the global maximum of $|h|$, which is equal to $0.769800358917917\dots$, and is attained, among other points, at $0.615478880595691\dots$ □

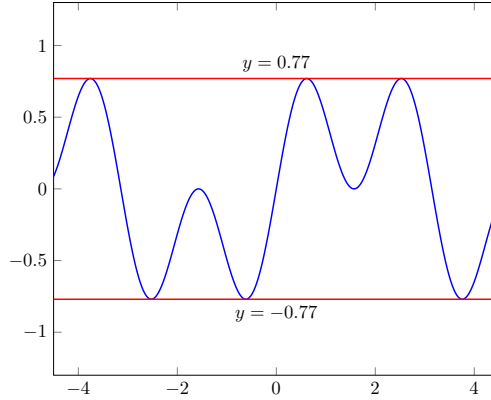


Figure 4: Plot of the function $x \mapsto \cos(x) \sin(2x)$.

Proof of Lemma 4. Note that for all $\beta \in \{\pm 1\}^d$, $\|\beta\| = \sqrt{d}$. If $b > d + \sqrt{d}$, for any β we have that $b - \langle \theta, \beta \rangle \geq b - \|\theta\| \|\beta\| \geq d + \sqrt{d} - \sqrt{d} = d$. Thus, using the notation $\chi_\beta = \prod_{i=1}^d \chi_{\beta_i}$ we

have that

$$\begin{aligned}
& \int_{\mathbb{R}^d} \rho_d(x) \sigma(\langle \theta, x \rangle - b) dx \\
&= \frac{1}{(2\sqrt{2\pi}\sigma^2)^d} \sum_{\beta \in \mathcal{B}^d} \chi_\beta \int_{\mathbb{R}^d} e^{-\frac{\|x-\beta\|^2}{2\sigma^2}} \sigma(\langle \theta, x \rangle - b) dx \\
&= \frac{1}{(2\sqrt{2\pi}\sigma^2)^d} \sum_{\beta \in \mathcal{B}^d} \chi_\beta \int_{\mathbb{R}^d} e^{-\frac{\|\tilde{x}\|^2}{2\sigma^2}} \sigma(\langle \theta, \tilde{x} + \beta \rangle - b) dx \\
&= \frac{1}{(2\sqrt{2\pi}\sigma^2)^d} \sum_{\beta \in \mathcal{B}^d} \chi_\beta \int_{b-\langle \theta, \beta \rangle}^{+\infty} (t - (b - \langle \theta, \beta \rangle)) e^{-\frac{t^2}{2\sigma^2}} dt \int_{\mathbb{R}^{d-1}} e^{-\frac{\|x\|^2}{2\sigma^2}} dx \quad (22) \\
&= \frac{1}{2^d \sqrt{2\pi}\sigma^2} \sum_{\beta \in \mathcal{B}^d} \chi_\beta \int_{b-\langle \theta, \beta \rangle}^{+\infty} (t - (b - \langle \theta, \beta \rangle)) e^{-\frac{t^2}{2\sigma^2}} dt \\
&\leq \frac{1}{2^d \sqrt{2\pi}\sigma^2} \sum_{\beta \in \mathcal{B}^d} \chi_\beta \int_d^{+\infty} (t - d) e^{-\frac{t^2}{2\sigma^2}} dt \\
&\leq \frac{\sigma}{\sqrt{2\pi}} e^{-\frac{d^2}{2\sigma^2}}
\end{aligned}$$

In the second equality we used the change of variables $\tilde{x} = x - \beta$. The first inequality holds because $b - \langle \theta, \beta \rangle \geq d$, and the second inequality holds because $\frac{1}{\sqrt{2\pi}\sigma^2} \int_d^{+\infty} (t - d) e^{-\frac{t^2}{2\sigma^2}} dt \leq \frac{1}{\sqrt{2\pi}\sigma^2} \int_d^{+\infty} t e^{-\frac{t^2}{2\sigma^2}} dt \leq \frac{\sigma}{\sqrt{2\pi}} e^{-\frac{d^2}{2\sigma^2}}$ by [Lemma 11](#). In the case $b < -d - \sqrt{d}$, the same argument implies that $\int_{\mathbb{R}^d} \rho_d(x) \sigma(\langle \theta, x \rangle - b) dx$ is equal to

$$\frac{1}{2^d \sqrt{2\pi}\sigma^2} \sum_{\beta \in \mathcal{B}^d} \chi_\beta \left(\int_{\mathbb{R}} (t - (b - \langle \theta, \beta \rangle)) e^{-\frac{t^2}{2\sigma^2}} dt - \int_{-\infty}^{b-\langle \theta, \beta \rangle} (t - (b - \langle \theta, \beta \rangle)) e^{-\frac{t^2}{2\sigma^2}} dt \right) \quad (23)$$

An application of [Lemma 12](#) yields

$$\begin{aligned}
& \frac{1}{2^d \sqrt{2\pi}\sigma^2} \sum_{\beta \in \mathcal{B}^d} \chi_\beta \int_{\mathbb{R}} (t - (b - \langle \theta, \beta \rangle)) e^{-\frac{t^2}{2\sigma^2}} dt = \int_{\mathbb{R}^d} \rho_d(x) (\langle \theta, x \rangle - b) dx \\
&= \left\langle \theta, \int_{\mathbb{R}^d} x \rho_d(x) dx \right\rangle - b \int_{\mathbb{R}^d} \rho_d(x) dx = 0,
\end{aligned}$$

which means that (23) simplifies to

$$\frac{1}{2^d \sqrt{2\pi}\sigma^2} \sum_{\beta \in \mathcal{B}^d} \chi_\beta \int_{-\infty}^{b-\langle \theta, \beta \rangle} (b - \langle \theta, \beta \rangle - t) e^{-\frac{t^2}{2\sigma^2}} dt \leq \frac{\sigma}{\sqrt{2\pi}} e^{-\frac{d^2}{2\sigma^2}}.$$

Here, the inequality follows from the same argument as equation (22). \square

Lemma 11 (Simple tail bounds for Gaussian distribution). *If $X \sim \mathcal{N}(0, \sigma^2)$, for all $x > 0$ we have $P(X \geq x) \leq \frac{\sigma}{x\sqrt{2\pi}} e^{-\frac{x^2}{2\sigma^2}}$, and $\mathbb{E}[X \mathbf{1}_{X \geq x}] \leq \frac{\sigma}{\sqrt{2\pi}} e^{-\frac{x^2}{2\sigma^2}}$.*

Proof. We write

$$\begin{aligned} P(X \geq x) &= \frac{1}{\sqrt{2\pi\sigma^2}} \int_x^{+\infty} e^{-\frac{t^2}{2\sigma^2}} dt \leq \frac{1}{\sqrt{2\pi\sigma^2}} \int_x^{+\infty} \frac{t}{x} e^{-\frac{t^2}{2\sigma^2}} dt = \frac{2\sigma^2}{x\sqrt{2\pi\sigma^2}} \int_{\frac{x}{\sqrt{2\sigma^2}}}^{+\infty} ye^{-y^2} dy \\ &= \frac{\sigma}{x\sqrt{2\pi}} \int_{\frac{x}{\sqrt{2\sigma^2}}}^{+\infty} 2ye^{-y^2} dy = \frac{\sigma}{x\sqrt{2\pi}} \int_{\frac{x^2}{2\sigma^2}}^{+\infty} e^{-\tilde{y}} d\tilde{y} = \frac{\sigma}{x\sqrt{2\pi}} e^{-\frac{x^2}{2\sigma^2}} \end{aligned}$$

where we used the changes of variables $y = \frac{t}{\sqrt{2\sigma^2}}$ (i.e. $t = \sqrt{2\sigma^2}y$), and $\tilde{y} = y^2$. Similarly, $\mathbb{E}[X\mathbb{1}_{X \geq x}] = \frac{\sigma}{\sqrt{2\pi}} e^{-\frac{x^2}{2\sigma^2}}$. \square

Lemma 12. *We have that $\int_{\mathbb{R}^d} x\rho_d(x) dx = 0$ and $\int_{\mathbb{R}^d} \rho_d(x) dx = 0$.*

Proof. We use the short-hand $\tilde{\rho}(x) = \frac{1}{4\sqrt{2\pi\sigma^2}} \sum_{\beta \in \mathcal{B}} \chi_\beta \exp(-\frac{(x_i - \beta)^2}{2\sigma^2})$. Note that $\rho_d(x) = 2 \prod_{i=1}^d \tilde{\rho}(x_i)$. By the definition of ρ_d ,

$$\begin{aligned} \int_{\mathbb{R}^d} x\rho_d(x) dx &= \int_{\mathbb{R}^d} \left(\sum_{j=1}^d x_j e_j \right) \rho_d(x) dx = 2 \int_{\mathbb{R}^d} \left(\sum_{j=1}^d x_j e_j \right) \prod_{i=1}^d \tilde{\rho}(x_i) dx \\ &= 2 \sum_{j=1}^d \int_{\mathbb{R}} x_j e_j \tilde{\rho}(x_j) dx_j \prod_{i \neq j} \int_{\mathbb{R}} \tilde{\rho}(x_i) dx_i = 0, \end{aligned}$$

which holds because $\int_{\mathbb{R}} \tilde{\rho}(x_i) dx_i = 0$ as $\tilde{\rho}$ is an odd function. Similarly, we have that $\int_{\mathbb{R}^d} \rho_d(x) dx = 2 \prod_{i=1}^d \int_{\mathbb{R}} \tilde{\rho}(x_i) dx_i = 0$. \square

Proof of Lemma 5. If $(X_i)_{i=1}^d$ are independent random variables with distribution $\mathcal{N}(0, \sigma^2)$, the union-bound inequality and an application of the Gaussian tail bound in Lemma 11 yields that for all $x \geq 0$, $P(\forall i \in \{1, \dots, d\}, X_i \leq x) \geq 1 - \sum_{i=1}^d P(X_i \geq x) \geq 1 - \frac{d\sigma}{x\sqrt{2\pi}} e^{-\frac{x^2}{2\sigma^2}}$. For this to hold with probability at least $1 - \epsilon$ when $x = x_0$, we can impose

$$\frac{d\sigma}{x_0\sqrt{2\pi}} e^{-\frac{x_0^2}{2\sigma^2}} = \epsilon \iff \frac{x_0^2}{2\sigma^2} = \log \left(\frac{d\sigma}{\sqrt{2\pi}\epsilon x_0} \right),$$

which is the defining equation of the sequence $(\sigma_d)_d$.

Suppose that $\sigma_{d+1} \geq \sigma_d$. Then,

$$\frac{x_0^2}{2\sigma_{d+1}^2} \leq \frac{x_0^2}{2\sigma_d^2} = \log \left(\frac{d\sigma_d}{\sqrt{2\pi}\epsilon x_0} \right) < \log \left(\frac{(d+1)\sigma_{d+1}}{\sqrt{2\pi}\epsilon x_0} \right) = \frac{x_0^2}{2\sigma_{d+1}^2},$$

which is a contradiction. Now, take the sequence $(\tilde{\sigma}_k)_k$ defined as $\tilde{\sigma}_d = C/\log(d)$ for any $C > 0$. We have that $\frac{x_0^2}{2\tilde{\sigma}_d^2} = \frac{x_0^2 \log(d)^2}{2C^2}$ and $\log \left(\frac{d\tilde{\sigma}_d}{\sqrt{2\pi}\epsilon} \right) = \log \left(\frac{dC}{\log(d)\sqrt{2\pi}\epsilon} \right)$. Since $\log(d/\log(d))$ is asymptotically smaller than $\log(d)^2$, there exists $d_0 \in \mathbb{Z}_+$ such that for all $d \geq d_0$, $\frac{x_0^2}{2\tilde{\sigma}_d^2} > \log \left(\frac{d\tilde{\sigma}_d}{\sqrt{2\pi}\epsilon x_0} \right)$, which implies that for $d \geq d_0$, we have $\sigma_d > \tilde{\sigma}_d = C/\log(d)$. \square

Proof of Proposition 3. As argued in the main text, with probability at least $1 - 2\epsilon$, $\sum_{i=1}^d f_1(Z_i^+) = \sum_{i=1}^d \text{sign}(\xi_i^+)$ and $\sum_{i=1}^d f_1(Z_i^-) = \sum_{i=1}^d \text{sign}(\xi_i^-)$. Since ξ^+ and ξ^- have an even (resp. odd) number of components taking negative values, we have that

$$\sum_{i=1}^d \text{sign}(\xi_i^+) \equiv \begin{cases} 0 \pmod{4} & \text{if } d \equiv 0 \pmod{4} \\ 1 \pmod{4} & \text{if } d \equiv 1 \pmod{4} \\ 2 \pmod{4} & \text{if } d \equiv 2 \pmod{4} \\ 3 \pmod{4} & \text{if } d \equiv 3 \pmod{4} \end{cases}, \quad \sum_{i=1}^d \text{sign}(\xi_i^-) \equiv \begin{cases} 2 \pmod{4} & \text{if } d \equiv 0 \pmod{4} \\ 3 \pmod{4} & \text{if } d \equiv 1 \pmod{4} \\ 0 \pmod{4} & \text{if } d \equiv 2 \pmod{4} \\ 1 \pmod{4} & \text{if } d \equiv 3 \pmod{4} \end{cases} \quad (24)$$

By the construction of f_2 (see Figure 2 (center, right)),

$$f_2(x) = \begin{cases} 1 & \text{if } x \equiv 0 \pmod{4} \\ -1 & \text{if } x \equiv 2 \pmod{4} \end{cases} \text{ if } d \text{ odd}, \quad f_2(x) = \begin{cases} 1 & \text{if } x \equiv 1 \pmod{4} \\ -1 & \text{if } x \equiv 3 \pmod{4} \end{cases} \text{ if } d \text{ even.} \quad (25)$$

The equations (24) together with (25) show the high-probability statements for $F(Z^+)$ and $F(Z^-)$. To show the lower bound, note that $F(Z^+), F(Z^-)$ are different from 1, -1 respectively with probability at most 2ϵ . Since $|F|$ is upper-bounded by 1, when $d \equiv 0, 1 \pmod{4}$ have that

$$\begin{aligned} \mathbb{E}[F(Z^+)] &\geq P(F(Z^+) = 1) - P(F(Z^+) \neq 1) \geq 1 - 2\epsilon - 2\epsilon = 1 - 4\epsilon \\ \mathbb{E}[F(Z^-)] &\leq -P(F(Z^-) = -1) + P(F(Z^-) \neq -1) \leq -(1 - 2\epsilon) + 2\epsilon = -1 + 4\epsilon, \end{aligned}$$

When $d \equiv 2, 3 \pmod{4}$ the roles of Z^+ and Z^- get reversed. This concludes the proof. \square

Proof of Lemma 6. F can be expressed as a three-layer neural network because both f_1 and f_2 are two-layer networks. The path-norm with bias of F for d even is:

$$\begin{aligned} \text{PN}_b(\mathcal{W}) &= \left(4 + 2 \sum_{i=1}^{(d-2)/2} 2\right) \left(\sum_{i=1}^d \sum_{\beta \in \mathcal{B}} \sum_{j=-2}^2 \frac{\sqrt{1 + (\beta + jx_0)^2}}{x_0}\right) + 2d + 2 \sum_{i=1}^{(d-2)/2} (2i + 2i) + 1 \\ &= 2d \left(\sum_{i=1}^d \sum_{\beta \in \mathcal{B}} \frac{1}{x_0} (4 + 4|\beta|)\right) + 2d + 8 \sum_{i=1}^{(d-2)/2} i + 1 \\ &= \frac{64d^2}{x_0} + d(d-2) + 2d + 1 = \left(\frac{64}{x_0} + 1\right) d^2 + 1 \end{aligned}$$

In the second equality we bounded $\sqrt{1 + (\beta + jx_0)^2}$ by $1 + |\beta + jx_0|$, and in the third equality we used that $\sum_{\beta \in \mathcal{B}} |\beta| = |-3/2| + |-1/2| + |1/2| + |3/2| = 4$ and that $\sum_{i=1}^{(d-2)/2} i = \frac{d(d-2)}{8}$. The path-norm without bias for d even is $\text{PN}_{nb}(\mathcal{W}) = \left(4 + 2 \sum_{i=1}^{(d-2)/2} 2\right) \frac{16d}{x_0} = \frac{32d^2}{x_0}$. For d odd, the path-norm with bias is:

$$\begin{aligned} \text{PN}_b(\mathcal{W}) &= \left(4 + 2 \sum_{i=0}^{(d-3)/2} 2\right) \left(\sum_{i=1}^d \sum_{\beta \in \mathcal{B}} \sum_{j=-2}^2 \frac{\sqrt{1 + (\beta + jx_0)^2}}{x_0}\right) + 2d + 2 \sum_{i=0}^{(d-3)/2} (2i + 1 + 2i + 1) \\ &= (2d + 2) \left(\sum_{i=1}^d \sum_{\beta \in \mathcal{B}} \frac{1}{x_0} (4 + 4|\beta|)\right) + 2d + 8 \sum_{i=0}^{(d-3)/2} i + 4(1 + (d-3)/2) \\ &= \left(\frac{64}{x_0} + 1\right) d^2 + \frac{64d}{x_0} + 2 \end{aligned}$$

In the third equality we used that $\sum_{i=0}^{(d-3)/2} i = \frac{(d-3)(d-1)}{8}$. The path-norm without bias for d odd is $\text{PN}_{nb}(\mathcal{W}) = \left(4 + 2 \sum_{i=0}^{(d-3)/2} 2\right) \frac{16d}{x_0} = \frac{32d^2 + 32d}{x_0}$. \square

C Proofs of Sec. 5

Lemma 13. *The expression for $\int_{\mathbb{R}^d} \rho_d(x) \sigma(\langle \theta, x \rangle - b) dx$ in equation (18) can be simplified to (19).*

Proof. First, note that

$$\begin{aligned} \frac{i}{\sqrt{2\pi}} \left(e^{-\frac{\|t\theta - \ell e_1\|^2}{2\sigma^2}} - e^{-\frac{\|t\theta + \ell e_1\|^2}{2\sigma^2}} \right) e^{-itb} &= \frac{i}{\sqrt{2\pi}} \left(e^{-\frac{t^2 - 2\ell t\theta_1 + \ell^2}{2\sigma^2}} - e^{-\frac{t^2 + 2\ell t\theta_1 + \ell^2}{2\sigma^2}} \right) e^{-itb} \\ &= \frac{ie^{-\frac{\ell^2}{2\sigma^2}} e^{-\frac{t^2}{2\sigma^2}}}{\sqrt{2\pi}} \left(e^{\frac{\ell t\theta_1}{\sigma^2}} - e^{-\frac{\ell t\theta_1}{\sigma^2}} \right) e^{-itb} = \sqrt{\frac{2}{\pi}} i e^{-\frac{\ell^2}{2\sigma^2}} e^{-\frac{t^2}{2\sigma^2} - itb} \sinh\left(\frac{\ell t\theta_1}{\sigma^2}\right). \end{aligned}$$

And

$$\begin{aligned} \int_{\mathbb{R}} \frac{d}{dt} \delta(t) \left(e^{-\frac{t^2}{2\sigma^2} - itb} \sinh\left(\frac{\ell t\theta_1}{\sigma^2}\right) \right) dt &= -\frac{d}{dt} \left(e^{-\frac{t^2}{2\sigma^2} - itb} \sinh\left(\frac{\ell t\theta_1}{\sigma^2}\right) \right) \Big|_{t=0} \\ &= \left(\left(\frac{t}{\sigma^2} + ib \right) e^{-\frac{t^2}{2\sigma^2} - itb} \sinh\left(\frac{\ell t\theta_1}{\sigma^2}\right) - \frac{\ell\theta_1}{\sigma^2} e^{-\frac{t^2}{2\sigma^2} - itb} \cosh\left(\frac{\ell t\theta_1}{\sigma^2}\right) \right) \Big|_{t=0} = -\frac{\ell\theta_1}{\sigma^2}. \end{aligned}$$

Let us set

$$u(t) = -\frac{d}{dt} \left(e^{-\frac{t^2}{2\sigma^2} - itb} \sinh\left(\frac{\ell t\theta_1}{\sigma^2}\right) \right) = e^{-\frac{t^2}{2\sigma^2} - itb} \left(\left(\frac{t}{\sigma^2} + ib \right) \sinh\left(\frac{\ell t\theta_1}{\sigma^2}\right) - \frac{\ell\theta_1}{\sigma^2} \cosh\left(\frac{\ell t\theta_1}{\sigma^2}\right) \right)$$

Since $u(-t) = e^{-\frac{t^2}{2\sigma^2} + itb} \left(\left(\frac{t}{\sigma^2} - ib \right) \sinh\left(\frac{\ell t\theta_1}{\sigma^2}\right) - \frac{\ell\theta_1}{\sigma^2} \cosh\left(\frac{\ell t\theta_1}{\sigma^2}\right) \right) = \overline{u(t)}$, we have that $u(t) - \overline{u(-t)} = 2i\text{Im}(u(t))$. And

$$\begin{aligned} 2\text{Im}(u(t)) &= 2e^{-\frac{t^2}{2\sigma^2}} \left(\sin(tb) \left(-\frac{t}{\sigma^2} \sinh\left(\frac{\ell t\theta_1}{\sigma^2}\right) + \frac{\ell\theta_1}{\sigma^2} \cosh\left(\frac{\ell t\theta_1}{\sigma^2}\right) \right) + b \sinh\left(\frac{\ell t\theta_1}{\sigma^2}\right) \cos(tb) \right) \\ &= e^{-\frac{t^2}{2\sigma^2}} \left(\left(b \cos(tb) - \frac{t}{\sigma^2} \sin(tb) \right) \left(e^{\frac{\ell t\theta_1}{\sigma^2}} - e^{-\frac{\ell t\theta_1}{\sigma^2}} \right) + \frac{\ell\theta_1}{\sigma^2} \sin(tb) \left(e^{\frac{\ell t\theta_1}{\sigma^2}} + e^{-\frac{\ell t\theta_1}{\sigma^2}} \right) \right) \\ &= e^{\frac{\ell^2}{2\sigma^2}} \left(b \cos(tb) + \frac{\ell\theta_1 - t}{\sigma^2} \sin(tb) \right) e^{-\frac{\|t\theta - \ell e_1\|^2}{2\sigma^2}} + \left(-b \cos(tb) + \frac{\ell\theta_1 + t}{\sigma^2} \sin(tb) \right) e^{-\frac{\|t\theta + \ell e_1\|^2}{2\sigma^2}} \end{aligned}$$

Hence, p.v. $\left[\frac{1}{i\pi t} \right] (u) = \frac{1}{\pi} \int_0^\infty \frac{2\text{Im}(u(t))}{t} dt$ is equal to

$$\frac{e^{\frac{\ell^2}{2\sigma^2}}}{\pi} \int_0^\infty \frac{\left(b \cos(tb) + \frac{\ell\theta_1 - t}{\sigma^2} \sin(tb) \right) e^{-\frac{\|t\theta - \ell e_1\|^2}{2\sigma^2}} + \left(-b \cos(tb) + \frac{\ell\theta_1 + t}{\sigma^2} \sin(tb) \right) e^{-\frac{\|t\theta + \ell e_1\|^2}{2\sigma^2}}}{t} dt. \quad (26)$$

We simplify this further via integration by parts:

$$\begin{aligned}
& \int_0^{+\infty} \frac{\sin(tb)}{t} \frac{\ell\theta_1 - t}{\sigma^2} \exp\left(-\frac{\|t\theta - \ell e_1\|^2}{2\sigma^2}\right) dt = \int_0^{+\infty} \frac{\sin(tb)}{t} \frac{d}{dt} \left(\exp\left(-\frac{\|t\theta - \ell e_1\|^2}{2\sigma^2}\right) \right) dt \\
& = -b \exp\left(-\frac{\ell^2}{2\sigma^2}\right) - \int_0^{+\infty} \left(\frac{b \cos(tb)}{t} - \frac{\sin(bt)}{t^2} \right) \exp\left(-\frac{\|t\theta - \ell e_1\|^2}{2\sigma^2}\right) dt, \\
& \int_0^{+\infty} \frac{\sin(tb)}{t} \frac{\ell\theta_1 + t}{\sigma^2} \exp\left(-\frac{\|t\theta + \ell e_1\|^2}{2\sigma^2}\right) dt = - \int_0^{+\infty} \frac{\sin(tb)}{t} \frac{d}{dt} \left(\exp\left(-\frac{\|t\theta + \ell e_1\|^2}{2\sigma^2}\right) \right) dt \\
& = b \exp\left(-\frac{\ell^2}{2\sigma^2}\right) + \int_0^{+\infty} \left(\frac{b \cos(tb)}{t} - \frac{\sin(bt)}{t^2} \right) \exp\left(-\frac{\|t\theta + \ell e_1\|^2}{2\sigma^2}\right) dt
\end{aligned}$$

Using this, equation (26) becomes

$$\frac{e^{\frac{\ell^2}{2\sigma^2}}}{\pi} \int_0^{+\infty} \frac{\sin(tb) \left(e^{-\frac{\|t\theta - \ell e_1\|^2}{2\sigma^2}} - e^{-\frac{\|t\theta + \ell e_1\|^2}{2\sigma^2}} \right)}{t^2} dt.$$

Putting everything together yields equation (19). \square

Lemma 14. Letting $v(t) = \frac{\sin(tb)}{t^2} \left(\exp(-\frac{\|t\theta - \ell e_1\|^2}{2\sigma^2}) - \exp(-\frac{\|t\theta + \ell e_1\|^2}{2\sigma^2}) \right)$, we have

$$\begin{aligned}
\left| \int_0^{\frac{2\sigma^2}{\ell\theta_1}} v(t) dt \right| & \leq |b|(e + e^{-1})e^{-\frac{\ell^2}{2\sigma^2}}, \quad \left| \int_{\frac{2\sigma^2}{\ell\theta_1}}^1 v(t) dt \right| \leq \frac{\ell^2\theta_1^2 \exp\left(-\frac{(\ell-1)^2}{2\sigma^2}\right)}{4\sigma^4}, \\
\left| \int_1^{+\infty} v(t) dt \right| & \leq \sqrt{2\pi\sigma^2} \exp\left(-\frac{\ell^2(1-\theta_1^2)}{2\sigma^2}\right)
\end{aligned} \tag{27}$$

Proof. First, note that $v(t) = 2e^{-\frac{t^2+\ell^2}{2\sigma^2}} \frac{\sin(tb)}{t^2} \sinh\left(\frac{\ell t\theta_1}{2\sigma^2}\right)$. Then,

$$\begin{aligned}
\left| \int_0^{\frac{2\sigma^2}{\ell\theta_1}} v(t) dt \right| & = 2 \left| \int_0^{\frac{2\sigma^2}{\ell\theta_1}} e^{-\frac{t^2+\ell^2}{2\sigma^2}} \frac{\sin(tb)}{t^2} \sinh\left(\frac{\ell t\theta_1}{2\sigma^2}\right) dt \right| \\
& \leq 2 \int_0^{\frac{2\sigma^2}{\ell\theta_1}} e^{-\frac{\ell^2}{2\sigma^2}} \frac{(e + e^{-1})\ell\theta_1|b|}{4\sigma^2} dt \leq |b|(e + e^{-1})e^{-\frac{\ell^2}{2\sigma^2}}
\end{aligned}$$

Here, we used that $e^{-\frac{t^2+\ell^2}{2\sigma^2}} \leq e^{-\frac{\ell^2}{2\sigma^2}}$ and that by the mean value theorem,

$$\forall t \in \left[0, \frac{2\sigma^2}{\ell\theta_1}\right], \quad \left| \frac{\sin(tb)}{t} \right| = |b \cos(b\tilde{t})| \leq |b|, \quad \text{and} \quad \left| \frac{\sinh\left(\frac{\ell t\theta_1}{2\sigma^2}\right)}{t} \right| = \left| \frac{\ell\theta_1 \cosh\left(\frac{\ell\tilde{t}\theta_1}{2\sigma^2}\right)}{2\sigma^2} \right| \leq \frac{(e + e^{-1})\ell\theta_1}{4\sigma^2}.$$

The second inequality in (27) holds because:

$$\left| \int_{\frac{2\sigma^2}{\ell\theta_1}}^1 \frac{\sin(tb) \left(e^{-\frac{\|t\theta - \ell e_1\|^2}{2\sigma^2}} - e^{-\frac{\|t\theta + \ell e_1\|^2}{2\sigma^2}} \right)}{t^2} dt \right| \leq \frac{\ell^2\theta_1^2 e^{-\frac{(\ell-1)^2}{2\sigma^2}}}{4\sigma^4},$$

where we used that for any $t \in [\frac{2\sigma^2}{\ell\theta_1}, 1]$, $\|t\theta \pm \ell e_1\|^2 = t^2 \pm 2\ell\theta_1 t + \ell^2 \geq t^2 - 2\ell + \ell^2 = (\ell - 1)^2$. Now, without loss of generality, suppose that $\theta_1 > 0$. Then,

$$\begin{aligned} & \left| \int_1^{+\infty} \frac{\sin(tb) \left(e^{-\frac{\|t\theta - \ell e_1\|^2}{2\sigma^2}} - e^{-\frac{\|t\theta + \ell e_1\|^2}{2\sigma^2}} \right)}{t^2} dt \right| \leq \int_1^{+\infty} e^{-\frac{t^2 - 2\ell\theta_1 t + \ell^2}{2\sigma^2}} dt \\ & = \int_1^{+\infty} e^{-\frac{(t - \ell\theta_1)^2 + \ell^2(1 - \theta_1^2)}{2\sigma^2}} dt \leq \sqrt{2\pi\sigma^2} e^{-\frac{\ell^2(1 - \theta_1^2)}{2\sigma^2}} \end{aligned}$$

The same bound is obtained if $\theta_1 < 0$ and this shows the third inequality in (27). \square

Lemma 15 (Li [2011]). *Let $\theta \in (0, \pi/2]$ and consider the $(d-1)$ -spherical cap with colatitude angle θ , i.e. $C_{r,\theta} = \{x \in \mathbb{R}^d \mid \|x\| = r, \langle x, e_1 \rangle \geq \cos(\theta)\}$. The area of $C_{r,\theta}$ is $A_{r,\theta} = \frac{2\pi^{(d-1)/2}}{\Gamma(\frac{d-1}{2})} r^{d-1} \int_0^\theta \sin^{d-2}(t) dt = \text{vol}(\mathbb{S}^{d-1}) \frac{\Gamma(\frac{d}{2})}{\Gamma(\frac{d-1}{2})\Gamma(\frac{1}{2})} r^{d-1} \int_0^\theta \sin^{d-2}(t) dt$.*

Proof of Proposition 4. Using the bounds from Lemma 14, we have that $|\int_{\mathbb{R}^d} \rho_d(x) \sigma(\langle \theta, x \rangle - b) dx| = \sqrt{\frac{2}{\pi}} \left| \frac{-A\ell\theta_1}{\sigma^2} e^{-\frac{\ell^2}{2\sigma^2}} + B \int_0^{+\infty} v(t) dt \right|$ is upper-bounded by

$$\sqrt{\frac{2}{\pi}} \left(\frac{|A|\ell\theta_1}{\sigma^2} e^{-\frac{\ell^2}{2\sigma^2}} + |B| \left(\sqrt{2\pi\sigma^2} e^{-\frac{\ell^2(1-\theta_1^2)}{2\sigma^2}} + |b|(e + e^{-1})e^{-\frac{\ell^2}{2\sigma^2}} + \frac{\ell^2\theta_1^2 e^{-\frac{(\ell-1)^2}{2\sigma^2}}}{4\sigma^4} \right) \right). \quad (28)$$

To keep things simple, we use a crude upper bound on the square of (28) via the rearrangement inequality and we integrate with respect to $\tau(\theta, b)$:

$$\begin{aligned} & \frac{2}{\pi} \int_{\mathbb{S}^{d-1} \times \mathbb{R}} \left(\frac{4|A|^2\ell^2\theta_1^2}{\sigma^4} e^{-\frac{\ell^2}{\sigma^2}} + |B|^2 \left(8\pi\sigma^2 e^{-\frac{\ell^2(1-\theta_1^2)}{\sigma^2}} + 4b^2(e + e^{-1})^2 e^{-\frac{\ell^2}{\sigma^2}} + \frac{4\ell^4\theta_1^4 e^{-\frac{(\ell-1)^2}{\sigma^2}}}{16\sigma^8} \right) \right) d\tau(\theta, b) \\ & = \frac{2|B|^2}{\pi} \left(8\pi\sigma^2 \int_{\mathbb{S}^{d-1}} e^{-\frac{\ell^2(1-\theta_1^2)}{\sigma^2}} d\tau(\theta) + \frac{4(e + e^{-1})^2 e^{-\frac{\ell^2}{\sigma^2}}}{\sqrt{2\pi}} \int_{\mathbb{R}} b^2 e^{-b^2/2} db + \frac{4\ell^4 \int_{\mathbb{S}^{d-1}} \theta_1^4 d\tau(\theta) e^{-\frac{(\ell-1)^2}{\sigma^2}}}{16\sigma^8} \right) \\ & + \frac{8|A|^2\ell^2 e^{-\frac{\ell^2}{\sigma^2}}}{\pi\sigma^4} \int_{\mathbb{S}^{d-1}} \theta_1^2 d\tau(\theta). \end{aligned} \quad (29)$$

Here, we use τ to denote the uniform probability over \mathbb{S}^{d-1} as well. By Lemma 15, we have that

$$\begin{aligned} & \int_{\mathbb{S}^{d-1}} \exp\left(-\frac{\ell^2(1-\theta_1^2)}{\sigma^2}\right) d\tau(\theta) = \frac{1}{\text{vol}(\mathbb{S}^{d-1})} \int_0^{\pi/2} e^{-\frac{\ell^2(1-\cos^2(t))}{\sigma^2}} \frac{dA_{1,t}(t)}{dt} dt \\ & = \frac{\Gamma(\frac{d}{2})}{\Gamma(\frac{d-1}{2})\Gamma(\frac{1}{2})} \int_0^{\pi/2} e^{-\frac{\ell^2(1-\cos^2(t))}{\sigma^2}} \sin^{d-2}(t) dt \\ & \leq \frac{\Gamma(\frac{d}{2})}{\Gamma(\frac{d-1}{2})\Gamma(\frac{1}{2})} \left(\int_0^{\pi/4} e^{-\frac{\ell^2(1-\cos^2(t))}{\sigma^2}} \sin^{d-2}(t) dt + \int_{\pi/4}^{\pi/2} e^{-\frac{\ell^2(1-\cos^2(t))}{\sigma^2}} \sin^{d-2}(t) dt \right) \\ & \leq \frac{\frac{\pi}{4}\Gamma(\frac{d}{2})}{\Gamma(\frac{d-1}{2})\Gamma(\frac{1}{2})} \left(\frac{1}{2^{(d-2)/2}} + e^{-\frac{\ell^2}{2\sigma^2}} \right) \end{aligned} \quad (30)$$

Note that $\Gamma(1/2) = \sqrt{\pi}$, and by Stirling's approximation, $\log \Gamma(z) \leq z \log(z) - z + \frac{1}{2} \log(\frac{2\pi}{z})$, which means that

$$\log \frac{\Gamma(\frac{d}{2})}{\Gamma(\frac{d-1}{2})} \sim \frac{1}{2} \log \left(\frac{d}{2} \right) + \frac{d-1}{2} \log \left(1 + \frac{1}{d-1} \right) + \frac{1}{2} + \frac{1}{2} \log \left(1 - \frac{1}{d} \right) \sim \frac{1}{2} \log \left(\frac{d}{2} \right) + 1 - \frac{1}{2d}.$$

Thus, the right-hand side of (30) admits the upper bound $O(\sqrt{d}(\frac{1}{2^{d/2}} + e^{-\frac{\ell^2}{2\sigma^2}}))$. The other terms in the right-hand side of (29) can be bound trivially. We take the square root and use that the square root of a sum is less or equal than the sum of square roots, which yields equation (20). \square

Proof of Proposition 5. Let us set $\theta = e_1$ and $b \in \mathbb{R}$ such that $\sin(b\ell) = 1$, which is equivalent to $b\ell = 2\pi k + \pi/2$ for some $k \in \mathbb{Z}$. Take $x_0 > 0$ such that $bx_0 \leq \pi/4$, and $0 < \epsilon < 1$ fixed. We take σ such that $\frac{x_0^2}{2\sigma^2} = \log \left(\frac{\sqrt{2d^2\sigma}}{\sqrt{\pi x_0}} \right)$. With probability at least $1 - \epsilon$, a Gaussian random variable $X \sim \mathcal{N}(\ell, \sigma_0^2)$ is in $[\ell - x_0, \ell + x_0]$. Thus,

$$\int_{\ell-x_0}^{\ell+x_0} \frac{\sin(tb) e^{-\frac{\|t\theta - \ell e_1\|^2}{2\sigma^2}}}{t^2} dt \geq (1 - \epsilon) \frac{\sqrt{2\pi\sigma^2} \sin(\frac{\pi}{4})}{(\ell + x_0)^2} = (1 - \epsilon) \frac{\sqrt{\pi\sigma^2}}{(\ell + x_0)^2}. \quad (31)$$

Moreover,

$$\int_{\ell-x_0}^{\ell+x_0} \frac{\sin(tb) e^{-\frac{\|t\theta + \ell e_1\|^2}{2\sigma^2}}}{t^2} dt \leq \frac{e^{-\frac{(2\ell-x_0)^2}{2\sigma^2}}}{(\ell - x_0)^2}. \quad (32)$$

Also, if we take $v(t)$ as in Lemma 14,

$$\left| \int_{[1, +\infty] \setminus [\ell-x_0, \ell+x_0]} v(t) dt \right| \leq \int_{[1, +\infty] \setminus [\ell-x_0, \ell+x_0]} \frac{|\sin(tb)| e^{-\frac{\|t\theta - \ell e_1\|^2}{2\sigma^2}}}{t^2} dt \leq \epsilon \quad (33)$$

Putting together (31), (32), (33), and the first two inequalities in (27), we obtain that $|\int_{\mathbb{R}^d} \rho_d(x) \sigma(\langle \theta, x \rangle - b) dx|$ is lower-bounded by

$$\begin{aligned} & \sqrt{\frac{2}{\pi}} |B| \left((1 - \epsilon) \frac{\sqrt{\pi\sigma^2}}{(\ell + x_0)^2} - \frac{e^{-\frac{(2\ell-x_0)^2}{2\sigma^2}}}{(\ell - x_0)^2} - |b|(e + e^{-1})e^{-\frac{\ell^2}{2\sigma^2}} - \frac{\ell^2 \theta_1^2 e^{-\frac{(\ell-1)^2}{2\sigma^2}}}{4\sigma^4} - \epsilon \right) \\ & - \sqrt{\frac{2}{\pi}} \frac{|A|\ell}{\sigma^2} e^{-\frac{\ell^2}{2\sigma^2}} \end{aligned} \quad (34)$$

Taking $\ell = \sqrt{d}$, $x_0 = 1$ and $\epsilon = 1/d^2$, we can set $b = \frac{\pi}{2\ell} = \frac{\pi}{2\sqrt{d}}$, which is smaller or equal than $\pi/4$ for $d \geq 4$. By the argument of Lemma 5, $\sigma_d \geq K/\log(d)$ for some constant K . The only asymptotically relevant terms of (34) are the two involving ϵ , which are the only ones not decreasing exponentially in d . Thus, we lower-bound

$$\sqrt{\frac{2}{\pi}} \frac{|B|K\sqrt{\pi}(1 - 1/d^2)}{\log(d)(\sqrt{d} + 1)^2} - O(1/d^2) = \Omega \left(\frac{1}{d \log(d)} \right) - O(1/d^2) = \Omega \left(\frac{1}{d \log(d)} \right)$$

The only statement left to prove is the upper bound $\sigma_d \leq 2$, which by the monotonicity of (σ_d) follows from the upper bound on σ_0 . We have $\sigma_0 \leq 2$ because $\frac{1}{2 \cdot 2^2} = \frac{1}{8}$ is smaller than $\log \left(\frac{2\sqrt{2}}{\sqrt{\pi}} \right) = \frac{1}{2} \log \left(\frac{8}{\pi} \right) = 0.467 \dots$; the two curves must intersect at a value of σ smaller than 2. \square