

---

# REINFORCEMENT LEARNING WITH DYNAMIC CONVEX RISK MEASURES

---

**Anthony Coache\***

Department of Statistical Sciences  
University of Toronto  
anthony.coache@mail.utoronto.ca  
<https://anthonycoache.ca/>

**Sebastian Jaimungal\***

Department of Statistical Sciences  
University of Toronto  
sebastian.jaimungal@utoronto.ca  
<http://sebastian.statistics.utoronto.ca/>

May 27, 2022

## ABSTRACT

We develop an approach for solving time-consistent risk-sensitive stochastic optimization problems using model-free reinforcement learning (RL). Specifically, we assume agents assess the risk of a sequence of random variables using dynamic convex risk measures. We employ a time-consistent dynamic programming principle to determine the value of a particular policy, and develop policy gradient update rules. We further develop an actor-critic style algorithm using neural networks to optimize over policies. Finally, we demonstrate the performance and flexibility of our approach by applying it to optimization problems in statistical arbitrage trading strategies and obstacle avoidance robot control.

**Keywords** Reinforcement Learning · Dynamic Risk Measures · Policy Gradient · Actor-Critic Algorithm · Time-Consistency · Trading Strategies · Robot Control

## 1 Introduction

Reinforcement learning (RL) provides a (model-free) framework for learning-based control. RL problems aim at learning dynamics in the underlying data and finding optimal behaviors while collecting data via an interactive process. It differs from *supervised learning* that attempts to learn classification functions from labeled data, and *unsupervised learning* that seeks hidden patterns in unlabeled data. The agent makes a sequence of decisions while interacting with the data-generating process and observing feedback in the form of costs. The agent aims to discover the best possible actions by interacting with the environment and consistently updating their actions based on their experience, while often, also taking random actions to assist in exploring the state space – the classic exploration-exploitation trade-off (Sutton and Barto, 2018).

In RL, *uncertainty* in the data-generating process can have substantial effects on performance. Indeed, the environmental randomness may result in algorithms optimized for “on-average” performance to have large variance across scenarios. For example, consider a portfolio selection problem: a risk-neutral optimal strategy (where one optimizes the expected terminal return) focuses on assets with the highest returns while ignoring the risks associated with them. As a second example, consider an autonomous car which should account for environmental uncertainties such as the weather and road conditions when learning the optimal strategy. Such an agent may wish to account for variability in the environment and the results of its actions to avoid large potential “losses”.

In the extant literature, there are numerous proposals for accounting for risk sensitivity, where most of them replace the expectation in the optimization problem by risk measures – we provide an overview in Section 2. *Risk-awareness* or *risk-sensitivity* in RL offers a remedy to the data-generating process uncertainty by quantifying low-probability but high-cost outcomes, provides strategies that are more robust to the environment, and allows more flexibility than

---

\*The authors acknowledge support from the Natural Sciences and Engineering Research Council of Canada (grants RGPIN-2018-05705, RGPAS-2018-522715, and CGSD3-2019-534435).

traditional approaches as it is tuned to the agent’s risk preference. The specific choice of risk measures is a decision the agent makes considering their goals and risk tolerances. We do not address here how the agent makes this specific choice and instead refer the reader to, e.g., Dhaene et al. (2006) for an overview.

An interesting approach to risk-aware learning stems from Tamar et al. (2015; 2016), where they provide policy search algorithms to solve risk-aware RL problems in a dynamic framework. Both studies investigate *stationary policies*, restrict themselves to *coherent* risk measures, and apply their methodology to simple financial engineering applications. More specifically, they evaluate their algorithms when learning policies for (almost perpetual) American options and trading in static portfolio optimization problems. Several real-world applications require a level of flexibility that these limitations preclude.

In this paper, we develop a model-free approach to solve a wide class of (non-stationary) risk-aware RL problems in a time-consistent manner. Our contributions may be summarized as follows: (i) we extend (e.g. Tamar et al., 2015; 2016; Ahmadi et al., 2020; Kose and Ruszczyński, 2021) by focusing on the broad class of *dynamic convex* risk measures and consider finite-horizon problems with *non-stationary policies*; (ii) we devise an actor-critic algorithm to solve this class of RL problems using neural networks to allow continuous state-action spaces; (iii) we derive a recursive formula for efficiently computing the policy gradients; and (iv) we demonstrate the performance and flexibility of our proposed approach on two important applications: optimal trading for statistical arbitrage and obstacle avoidance in robot control. We demonstrate that our approach appropriately accounts for uncertainty and leads to strategies that mitigate risk.

The remainder of the paper is structured as follows. In Section 2, we discuss related work and introduce our RL notation in Section 3. Section 4 formalizes the evaluation of risk in both static and dynamic frameworks. We introduce the class of sequential decision making problems with dynamic convex risk measures in Section 5 and devise an actor-critic style algorithm to solve them in Section 6. Finally, Section 7 illustrates the performance of our proposed algorithm, and we discuss our work’s limitations and possible extensions in Section 8.

## 2 Related Work

The literature in risk evaluation for sequential decision making can be divided between those that apply a risk measure to a single cost random variable, and those that apply risk measures recursively to a sequence of cost random variables. The former approach optimizes the risk of a single random variable, which does not account for the temporal structure in what generates it, while the latter optimizes the risk of sequences of random variables in a *dynamic* framework as additional information becomes available.

Several authors address sequential decision making problems by minimizing the risk of a cost *over a whole episode*. For example, Prashanth and Ghavamzadeh (2013) focus on objective functions for variance related criteria, while Chow et al. (2017) take a risk-constrained approach with an objective function that includes a penalty on the conditional value-at-risk (CVaR). Some lines of research look at risk sensitive RL problems using a broader classes of risk measures, such as comonotonic (Petrik and Subramanian, 2012), entropic (Nass et al., 2019), or spectral (Bäuerle and Glauner, 2020a) risk measures. Di Castro et al. (2019) consider a risk-neutral objective function, but includes an additional constraint on the risk of the cumulative discounted cost.

Other works extend optimization in Markov decision processes (MDPs) by evaluating the risk *at each period*. For instance, Ruszczyński (2010) evaluates the risk at each period using dynamic Markov coherent risk measures, while Chu and Zhang (2014) and Bäuerle and Glauner (2021) propose iterated coherent risk measures, where they both derive risk-aware dynamic programming (DP) equations and provide policy iteration algorithms. While they focus on coherent risk measures, various classes of risk measures have already been extended to a dynamic framework, such as distribution-invariant (Weber, 2006), coherent (Riedel, 2004), convex risk measures (Frittelli and Gianin, 2004; Detlefsen and Scandolo, 2005), and dynamic assessment indices (Bielecki et al., 2016), among others – however, these works do not look at how to perform model free optimization, i.e., they do not look at RL.

Another way to account for uncertainty in the data-generating process is by allowing the parameters of the model, or the entire distribution itself, to be unknown. The class of *robust MDPs* (Delage and Mannor, 2010) focuses on optimizing the worst-case expectation when the parameters vary within a certain set. There exists relationships between risk-aware and robust MDPs, as shown in Osogami (2012) and Bäuerle and Glauner (2020b). Indeed, minimizing a Markov coherent risk measure in a risk-aware context is equivalent to minimizing a certain worst-case expectation where the uncertainty set is characterized by a concave function. Several researchers have developed algorithms to solve robust MDPs, for an overview see, e.g., Rahimian and Mehrotra (2019).

While we consider a model-free approach, several researchers tackle related, but not identical, problems in a *model-based framework*. For instance, Weinan et al. (2017) and Han et al. (2018) use deep learning methods to solve non-linear partial differential equations (PDEs). Using the non-linear Feynman-Kac representation, they reformulate the PDEs as

backward stochastic differential equations (BSDEs), they then parametrize the co-adjoint process and initial condition using an ensemble of neural networks, and use the mean squared error in the terminal condition as the loss function. Despite there being an equivalence between BSDEs and dynamic risk measures (Peng, 1997; Drapeau et al., 2016), the dual representation does not directly help when we aim to optimize a dynamic risk measure in a model-free manner.

Other types of algorithms exist in the literature to find a solution to risk-aware RL problems. For instance, Yu et al. (2018) employ an approximate DP approach to devise a *value iteration* algorithm for Markov risk measures, Bellemare et al. (2017) use a *distributional perspective* to learn the whole distribution of the value function, Kalogerias et al. (2020) address risk-aware problems from a *Bayesian perspective*, Shen et al. (2014) devise a risk-sensitive *Q-learning method* when optimizing utility functions, and Galichet et al. (2013) use a *multi-armed bandit approach*. The shortcomings of these approaches are that they apply to specific class of risk measures and the developed methodologies are tuned to them.

### 3 Reinforcement Learning

In this section, we introduce the necessary theoretical background for the RL problems we study. We describe each problem as an *agent* who tries to learn an optimal behavior, or *agent's policy*, by interacting with a certain *data-generating process*.

Let  $\mathcal{S}$  and  $\mathcal{A}$  be arbitrary state and actions space respectively, and let  $\mathcal{C} \subset \mathbb{R}$  be a cost space. The data-generating process is often represented as a *MDP* with the tuple  $(\mathcal{S}, \mathcal{A}, c, \mathbb{P})$ , where  $c(s, a, s') \in \mathcal{C}$  is a deterministic, state-action dependent cost function and  $\mathbb{P}$  characterizes the transition probabilities  $\mathbb{P}(s_{t+1} = s' | s_t = s, a_t = a)$ . The transition probability is assumed stationary, although time may be a component of the state, e.g. we usually assume that time is embedded in the state space without loss of generality. A single *episode* consists of  $T$  periods, where  $T \in \mathbb{N}$  is known and finite. At each period, the agent begins in state  $s_t \in \mathcal{S}$ , takes an action  $a_t \in \mathcal{A}$ , receives a cost  $c_t = c(s_t, a_t, s_{t+1}) \in \mathcal{C}$ , and moves to the next state  $s_{t+1} \in \mathcal{S}$ . A directed graph representation of the described MDP is shown in Fig. 1. A *trajectory* consists of all states, actions and costs that occurred during a single episode and we denote it by the tuple

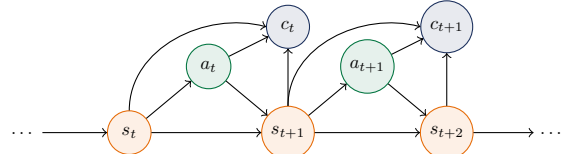


Figure 1: Directed graph representation of a MDP.

$$\tau := (s_0, a_0, c_0, \dots, s_{T-1}, a_{T-1}, c_{T-1}, s_T).$$

The agent follows a strategy described by a randomized (also known as exploratory control) *policy*  $\pi : \mathcal{S} \rightarrow \mathcal{P}(\mathcal{A})$ , where  $\mathcal{P}(\mathcal{A})$  is the space of probability measures on  $\sigma(\mathcal{A})$ . More specifically when in state  $s$  at time  $t$ , the agent selects the action  $a$  with probability  $\pi(a | s_t = s)$ . This notation allows non-stationary policies when dealing with finite-horizon problems.

Standard RL usually deals with *risk-neutral* objective functions of the ( $\gamma$ -discounted) cost of a trajectory induced by a MDP with a policy  $\pi$ , for instance

$$\min_{\pi} \mathbb{E} \left[ \sum_{t=0}^{T-1} \gamma^t c(s_t, a_t, s_{t+1}) \right], \quad (1)$$

where  $\gamma \in (0, 1]$  is a discount factor. At period  $T$ , there is no action and hence any cost based on the terminal state is encapsulated in  $c_{T-1}$ . On the other hand, risk-sensitive RL considers problems in which the objective takes into account the *variability* of the cost with a risk measure  $\rho$ , whether optimizing

$$\min_{\pi} \rho \left( \sum_{t=0}^{T-1} \gamma^t c(s_t, a_t, s_{t+1}) \right), \quad (2)$$

or Eq. (1) with an additional constraint risk measure of the trajectory cost. We discuss thoroughly risk measures and their properties in Section 4 next.

In all cases, the goal of RL is to learn the optimal policy  $\pi$  that attains the minimum in the corresponding objective function, and do so in a manner that makes no explicit assumptions on the data-generating process.

## 4 Risk Measures

In this section, we formalize how we quantify the risk of random variables. We start by providing a review of static risk measures, and then continue by reviewing the framework of Ruszczyński (2010) for building time-consistent dynamic risk measures. Static risk measures evaluate the immediate risk of a financial position, while dynamic risk measures allow its monitoring at different times – this adaptation is required when dealing with MDPs.

### 4.1 Static Setting

Let  $(\Omega, \mathcal{F}, P)$  be a probability space, and define  $\mathcal{Z} := \mathcal{L}_p(\Omega, \mathcal{F}, P)$  and  $\mathcal{Z}^* := \mathcal{L}_q(\Omega, \mathcal{F}, P)$  with  $p, q \in [1, \infty]$ . They represent the space of  $p$ -integrable, respectively  $q$ -integrable,  $\mathcal{F}$ -measurable random variables. A *risk measure* is a mapping  $\rho : \mathcal{X} \rightarrow \mathbb{R}$ , where  $\mathcal{X}$  is a space of random variables. In what follows we assume that  $\mathcal{X} = \mathcal{Z}$  and  $Z \in \mathcal{Z}$  is interpreted as a random cost. We next enumerate some properties of various risk measures.

**Definition 1.** Let  $m \in \mathbb{R}$ ,  $\beta > 0$  and  $\lambda \in [0, 1]$ . A risk measure  $\rho$  is said to be

1. law-invariant if  $\rho(Z_1) = \rho(Z_2)$  if  $Z_1 \stackrel{d}{=} Z_2$ ;
2. monotone if  $Z_1 \leq Z_2$  implies  $\rho(Z_1) \leq \rho(Z_2)$ ;
3. translation invariant if  $\rho(Z + m) = \rho(Z) + m$ ;
4. positive homogeneous if  $\rho(\beta Z) = \beta \rho(Z)$ ;
5. comonotonic additive if  $\rho(Z_1 + Z_2) = \rho(Z_1) + \rho(Z_2)$  for all comonotonic pairs  $(Z_1, Z_2)$ ;
6. subadditive if  $\rho(Z_1 + Z_2) \leq \rho(Z_1) + \rho(Z_2)$ ;
7. convex if  $\rho(\lambda Z_1 + (1 - \lambda)Z_2) \leq \lambda \rho(Z_1) + (1 - \lambda)\rho(Z_2)$ .

There is a consensus in the literature that any risk measure should satisfy the law-invariance and monotonicity properties. More specifically, a portfolio with a higher cost for every possible scenario is indeed riskier, and the deterministic part of a portfolio does not contribute to its risk.

**Definition 2.** A risk measure is said to be monetary (Föllmer et al., 2004) if and only if it is monotone and translation invariant.

In addition to being monetary, additional requirements may be assumed so that the risk measure reflects *observed investor behavior*.

**Definition 3.** A risk measure  $\rho$  is said to be coherent (Artzner et al., 1999) if and only if it is monotone, translation invariant, positive homogeneous, and subadditive.

The additional properties for coherent risk measures guarantees that doubling a position doubles its risk, and diversifying a portfolio reduces its risk. The CVaR (Rockafellar et al., 2000) is a well-known example of a coherent risk measure commonly used in the literature. Criticisms of positive homogeneity and subadditivity led to the study of a broader class of risk measures, where these axioms are weakened and replaced by the notion of convexity. Indeed, the risk might increase in a nonlinear way, which is not permitted under coherent risk measures.

**Definition 4.** A risk measure  $\rho$  is said to be convex (Föllmer and Schied, 2002) if and only if it is monotone, translation invariant and convex.

Another advantage of convex risk measures is that we can combine several risk measures into a linear combination to create a trade-off between different risk-aware objectives. Indeed, one can easily show that given two convex risk measures  $\rho_1, \rho_2$  and nonnegative coefficients  $\beta_1, \beta_2 > 0$ , then  $\rho := \beta_1 \rho_1 + \beta_2 \rho_2$  is also convex. The set of coherent risk measures is a strict subset of the set of convex risk measures.

A dual representation of convex (and thus coherent) risk measures provides us with a key result for developing our practical algorithm. To define it, we introduce the expectation under, what is effectively, a distorted probability measure and denote  $\mathbb{E}^\xi[Z] := \int_\Omega Z(\omega)\xi(\omega)dP(\omega)$  with  $Z \in \mathcal{Z}$  and  $\xi \in \mathcal{Z}^*$ .

**Definition 5.** The conjugate (Shapiro et al., 2014) of the risk measure  $\rho$ , denoted  $\rho^* : \mathcal{Z}^* \rightarrow \mathbb{R}$ , is given by

$$\rho^*(\xi) = \sup_{Z \in \mathcal{Z}} \{ \mathbb{E}^\xi[Z] - \rho(Z) \}. \quad (3)$$

**Definition 6.** The biconjugate (Shapiro et al., 2014), or conjugate of the conjugate, is a mapping  $\rho^{**} : \mathcal{Z} \rightarrow \mathbb{R}$  with

$$\rho^{**}(Z) = \sup_{\xi \in \mathcal{Z}^*} \{ \mathbb{E}^\xi[Z] - \rho^*(\xi) \}. \quad (4)$$

The dual representation of the risk measure is given in the following theorem.

**Theorem 7** (Representation Theorem (Shapiro et al., 2014)). *A risk measure  $\rho$  is convex, proper and lower semicontinuous iff there exists a set*

$$\mathcal{U}(P) \subset \left\{ \xi \in \mathcal{Z}^* : \sum_{\omega} \xi(\omega) P(\omega) = 1, \xi \geq 0 \right\},$$

*often referred to as the risk envelope, such that*

$$\rho(Z) = \sup_{\xi \in \mathcal{U}(P)} \{ \mathbb{E}^{\xi} [Z] - \rho^*(\xi) \}. \quad (5)$$

*Moreover, we have that  $\rho$  is coherent (e.g. satisfies also the positive homogeneity) iff*

$$\rho(Z) = \sup_{\xi \in \mathcal{U}(P)} \{ \mathbb{E}^{\xi} [Z] \}.$$

If we assume  $\rho$  is a convex risk measure, then by Theorem 7, it may be written as an optimization problem where the distortion  $\xi$  is chosen adversarially from a subset of the set of all probability densities. Moreover, the notable difference between coherent and convex risk measures is the conjugate term that appears in its dual representation. Coherent risk measures are *uniquely* characterized by their risk envelope.

## 4.2 Dynamic Setting

Optimizing static risk measures is known to lead to time-inconsistent solutions – we discuss the precise definition below. Adapting risk measures to properly account for the flow of information requires additional care to ensure that the risk evaluation is done in a time-consistent manner, especially with DP models for MDPs. There are multiple extensions of static risk measure to dynamic case. Indeed, various classes of risk measures have already been extended to a dynamic framework, such as distribution-invariant (Weber, 2006), coherent (Riedel, 2004), and convex (Frittelli and Gianin, 2004; Detlefsen and Scandolo, 2005) risk measures among others. Here we closely follow the work from Ruszczynski (2010).

To this end, let  $\mathcal{T} := \{0, \dots, T\}$  denote the sequence of periods in an episode. Consider a filtration  $\mathcal{F}_0 \subseteq \mathcal{F}_1 \subseteq \dots \subseteq \mathcal{F}_T \subseteq \mathcal{F}$  on a probability space  $(\Omega, \mathcal{F}, P)$  and  $(\mathcal{Z}_t)_{t \in \mathcal{T}}$  with  $\mathcal{Z}_t = \mathcal{L}_p(\Omega, \mathcal{F}_t, P)$ . Define  $\mathcal{Z}_{t,T} := \mathcal{Z}_t \times \dots \times \mathcal{Z}_T$ .

**Definition 8.** A conditional risk measure is a map  $\rho_{t,T} : \mathcal{Z}_{t,T} \rightarrow \mathcal{Z}_t$  which satisfies the monotonicity property, i.e.  $\rho_{t,T}(Z) \leq \rho_{t,T}(W)$  for all  $Z, W \in \mathcal{Z}_{t,T}$  such that  $Z \leq W$  a.s..

**Definition 9.** A dynamic risk measure is a sequence of conditional risk measures  $\{\rho_{t,T}\}_{t \in \mathcal{T}}$ .

We may interpret  $\rho_{t,T}(Z)$ , for  $Z \in \mathcal{Z}_{t,T}$ , as a  $\mathcal{F}_t$ -measurable charge the agent would be willing to incur at time  $t$  instead of the sequence of costs  $Z$ . Developing a dynamic programming principle (DPP) for dynamic risk measures crucially depends on the property of *time-consistency*. One wishes to evaluate the risk of future outcomes, but it must not lead to inconsistencies at different points in time.

**Theorem 10** (Time-consistency (Ruszczynski, 2010)).  *$\{\rho_{t,T}\}_{t \in \mathcal{T}}$  is said to be time-consistent iff for any sequence  $Z, W \in \mathcal{Z}_{t_1,T}$  and any  $t_1, t_2 \in \mathcal{T}$  such that  $(0 \leq t_1 < t_2 \leq T)$ ,*

$$Z_k = W_k, \forall k = t_1, \dots, t_2 \text{ and } \rho_{t_2,T}(Z_{t_2}, \dots, Z_T) \leq \rho_{t_2,T}(W_{t_2}, \dots, W_T)$$

*implies that  $\rho_{t_1,T}(Z_{t_1}, \dots, Z_T) \leq \rho_{t_1,T}(W_{t_1}, \dots, W_T)$ .*

Theorem 10 may be interpreted as follows: if  $Z$  will be at least as good as  $W$  at time  $t_2$  and they are identical between  $t_1$  and  $t_2$ , then  $Z$  should not be worse than  $W$  at time  $t_1$ .

Furthermore, let us introduce an additional concept to develop a nice recursive relationship for dynamic risk measures.

**Definition 11.** A one-step conditional risk measure is a map  $\rho_t : \mathcal{Z}_{t+1} \rightarrow \mathcal{Z}_t$  which satisfies  $\rho_t(Z) = \rho_{t,t+1}(0, Z)$  for any  $Z \in \mathcal{Z}_{t+1}$ . Furthermore for any  $A \in \mathcal{F}_t$ , the one-step conditional risk measure  $\rho_t(\cdot | A)$  outputs an  $A$ -measurable random variable obtained when conditioning on the  $\sigma$ -algebra generated by  $A$ .

As a consequence of Theorem 10, we have the following recursive relationship for time-consistent dynamic risk measures.

**Theorem 12** (Recursive relationship Ruszczynski (2010)). *Let  $\{\rho_{t,T}\}_{t \in \mathcal{T}}$  be a time-consistent, dynamic risk measure. Suppose that it satisfies  $\rho_{t,T}(Z_t, Z_{t+1}, \dots, Z_T) = Z_t + \rho_{t,T}(0, Z_{t+1}, \dots, Z_T)$ ,  $\rho_{t,T}(0, \dots, 0) = 0$ , and the local property  $\rho_{t_1,t_2}(\mathbf{1}_A Z) = \mathbf{1}_A \rho_{t_1,t_2}(Z)$ , for any  $Z \in \mathcal{Z}_{t,T}$ ,  $t \in \mathcal{T}$ ,  $A \in \mathcal{F}_{t_1}$ . Then  $\{\rho_{t,T}\}_{t \in \mathcal{T}}$  can be expressed as*

$$\rho_{t,T}(Z_t, \dots, Z_T) = Z_t + \rho_t \left( Z_{t+1} + \rho_{t+1} \left( Z_{t+2} + \dots + \rho_{T-2} \left( Z_{T-1} + \rho_{T-1}(Z_T) \right) \dots \right) \right). \quad (6)$$

We may assume stronger properties for conditional risk measures, namely the properties of static, convex risk measures. We also define dynamic *Markov* risk measures where  $\rho_t$  are Markovian for any  $t \in \mathcal{T}$ , i.e. only allow dependence on the current  $\sigma$ -algebra. Those are obtained from risk transition mappings, a Markovian version of one-step conditional risk measures (for a thorough exploration, see Ruszczyński, 2010).

## 5 Problem Setup

In this section, we formally introduce the optimization problems that we face. Briefly, we are interested in RL problems where the agent wants to minimize a dynamic convex risk measure in order to obtain a time-consistent solution.

Let  $(\mathcal{S}, \mathcal{A}, c, \mathbb{P})$  be a MDP,  $\mathcal{T} := \{0, \dots, T-1\}$  be the sequence of periods in an episode, and suppose that the agent's policy  $\pi$  is parametrized by some parameters  $\theta \in \Theta$ . We consider a time-consistent, Markov, dynamic convex risk measure  $\{\rho_{t,T}\}_{t \in \mathcal{T}}$ . Using Eq. (6) from Theorem 12, we aim to solve the following  $T$ -period risk-sensitive RL problem:

$$\min_{\theta} \rho_{0,T}(Z_{\theta}) = \min_{\theta} \rho_0 \left( c_0^{\theta} + \rho_1 \left( c_1^{\theta} + \dots + \rho_{T-2} \left( c_{T-2}^{\theta} + \rho_{T-1}(c_{T-1}^{\theta}) \right) \right) \dots \right), \quad (\text{P1})$$

where  $c_t^{\theta} = c(s_t, a_t^{\theta}, s_{t+1}^{\theta})$  is a  $\mathcal{F}_{t+1}$ -measurable random cost and the trajectory is induced by the policy  $\pi^{\theta}$  – that is why we observe a  $\theta$  index to actions and states. In what follows, we may omit the superscript  $\theta$  when obvious for readability purposes.

Let us denote transition probabilities by  $\mathbb{P}^{\theta}(a, s' | s_t = s) := \mathbb{P}(s' | s, a) \pi^{\theta}(a | s_t = s)$  and  $\xi$ -weighted expectations by  $\mathbb{E}_t^{\xi}[Z] := \sum_{(a, s')} \xi(a, s') P^{\theta}(a, s' | s_t) Z(a, s')$  for any  $t \in \mathcal{T}$ . Using the dual representation from Theorem 7, the problem in Eq. (P1) may be written equivalently as

$$\begin{aligned} \min_{\theta} \max_{\xi \in \mathcal{U}(\mathbb{P}^{\theta}(\cdot, \cdot | s_0 = s_0))} & \left\{ \mathbb{E}_0^{\xi} \left[ c_0^{\theta} + \max_{\xi \in \mathcal{U}(\mathbb{P}^{\theta}(\cdot, \cdot | s_1 = s_1))} \left\{ \mathbb{E}_1^{\xi} \left[ c_1^{\theta} + \dots \right. \right. \right. \right. \\ & \left. \left. \left. + \max_{\xi \in \mathcal{U}(\mathbb{P}^{\theta}(\cdot, \cdot | s_{T-1} = s_{T-1}))} \left\{ \mathbb{E}_{T-1}^{\xi} \left[ c_{T-1}^{\theta} \right] - \rho_{T-1}^*(\xi) \right\} \dots \right] - \rho_1^*(\xi) \right\} \right] - \rho_0^*(\xi) \right\}. \end{aligned} \quad (\text{P2})$$

**Assumption 13.** We restrict to convex risk measures  $\rho$  such that the risk envelope  $\mathcal{U}$  may be written as

$$\mathcal{U}(\mathbb{P}^{\theta}(\cdot, \cdot | s)) = \left\{ \xi : \sum_{(a, s')} \xi(a, s') \mathbb{P}^{\theta}(a, s' | s) = 1, \xi \geq 0, g_e(\xi, \mathbb{P}^{\theta}) = 0, \forall e \in \mathcal{E}, f_i(\xi, \mathbb{P}^{\theta}) \leq 0, \forall i \in \mathcal{I} \right\}, \quad (7)$$

where  $g_e(\xi, \mathbb{P})$  are affine functions wrt  $\xi$ ,  $f_i(\xi, \mathbb{P})$  are convex functions wrt  $\xi$ , and  $\mathcal{E}$  (resp.  $\mathcal{I}$ ) denotes the finite set of equality (resp. inequality) constraints. Furthermore, for any given  $\xi \in \{\xi : \sum_{(a, s')} \xi(a, s') = 1, \xi \geq 0\}$ ,  $g_e(\xi, p)$  and  $f_i(\xi, p)$  are twice differentiable in  $p$ .

As noted by Tamar et al. (2016), “all coherent risk measures we are aware of in the literature are already captured by [that] risk envelope”, hence, we view the restrictions of Assumption 13 on the explicit form of  $\mathcal{U}$  as being not too restrictive.

We now wish to derive DP equations with a view of solving problems of the form (P2). To this end, define the *value function*  $V$  as the running risk-to-go

$$V_t(s; \theta) := \rho_t \left( c_t^{\theta} + \rho_{t+1} \left( c_{t+1}^{\theta} + \dots + \rho_{T-1}(c_{T-1}^{\theta}) \right) \middle| s_t = s \right), \quad (8)$$

for all  $s \in \mathcal{S}$  and  $t \in \mathcal{T}$ . The value function represents the risk at a certain time when being in a specific state and following the policy  $\pi^{\theta}$ . The DP equations (DPE) for a specific policy  $\pi_{\theta}$  are

$$V_{T-1}(s; \theta) = \rho_{T-1} \left( c_{T-1}^{\theta} \middle| s_{T-1} = s \right), \quad \text{and} \quad (9a)$$

$$V_t(s; \theta) = \rho_t \left( c_t^{\theta} + V_{t+1}(s_{t+1}^{\theta}; \theta) \middle| s_t = s \right), \quad (9b)$$

for any  $s \in \mathcal{S}$  and  $t \in \mathcal{T} \setminus \{T-1\}$ . Using the dual representation in Theorem 7, the DPE in Eqs. (9a) and (9b) may be written as

$$V_{T-1}(s; \theta) = \max_{\xi \in \mathcal{U}(\mathbb{P}^\theta(\cdot, \cdot | s_{T-1}=s))} \left\{ \mathbb{E}_{T-1,s}^\xi \left[ c_{T-1}(s, a_{T-1}^\theta, s_T^\theta) \right] - \rho_{T-1}^*(\xi) \right\}, \quad \text{and} \quad (10a)$$

$$V_t(s; \theta) = \max_{\xi \in \mathcal{U}(\mathbb{P}^\theta(\cdot, \cdot | s_t=s))} \left\{ \mathbb{E}_{t,s}^\xi \left[ c_t(s, a_t^\theta, s_{t+1}^\theta) + V_{t+1}(s_{t+1}^\theta; \theta) \right] - \rho_t^*(\xi) \right\}, \quad (10b)$$

where  $\mathbb{E}_{t,s}^\xi[\cdot]$  denotes the conditional expectation  $\mathbb{E}^\xi[\cdot | s_t = s]$ . The DPE allows us to recursively assess the full extent of the risk associated with a fixed policy  $\pi_\theta$ , and in particular the recursion can be seen to include the risk associated with the current (random) cost and the one-step ahead running risk-to-go, both of which depend explicitly on the next state.

We aim to optimize the value function  $V$  over policies  $\pi^\theta$  using a *policy gradient approach* (Sutton et al., 2000). Policy gradient aims to optimize by updating parameters of the policy using the update rule  $\theta \leftarrow \theta + \eta \nabla_\theta V(\cdot; \theta)$ , which requires an estimation of the gradient. In order to obtain the gradient of  $V$ , we need an additional assumption on the transition probabilities, more specifically on the policy.

**Assumption 14.** We suppose the logarithm of transition probabilities  $\log \mathbb{P}^\theta(a, s' | s)$  is a differentiable function in  $\theta$  when  $\mathbb{P}^\theta(a, s' | s) \neq 0$ , and its gradient wrt  $\theta$  is bounded for any  $(a, s) \in \mathcal{A} \times \mathcal{S}$ .

Theorem 15 provides the gradient formulae in our proposed methodology.

**Theorem 15** (Gradient of  $V$ ). *Let Assumptions 13 and 14 hold. For any state  $s \in \mathcal{S}$ , the gradient of the value function at period  $T-1$  is then*

$$\begin{aligned} \nabla_\theta V_{T-1}(s; \theta) = & \mathbb{E}_{T-1}^{\xi^*} \left[ \left( c(s, a_{T-1}^\theta, s_T^\theta) - \lambda^* \right) \nabla_\theta \log \pi^\theta(a_{T-1}^\theta | s_{T-1} = s) \right] \\ & - \nabla_\theta \rho_{T-1}^*(\xi^*) - \sum_{e \in \mathcal{E}} \left( \lambda^{*, \mathcal{E}}(e) \nabla_\theta g_e(\xi^*, \mathbb{P}^\theta) \right) - \sum_{i \in \mathcal{I}} \left( \lambda^{*, \mathcal{I}}(i) \nabla_\theta f_i(\xi^*, \mathbb{P}^\theta) \right), \end{aligned} \quad (11a)$$

and the gradient of the value function at periods  $t \in \mathcal{T} \setminus \{T-1\}$  is

$$\begin{aligned} \nabla_\theta V_t(s; \theta) = & \mathbb{E}_t^{\xi^*} \left[ \left( c(s, a_t^\theta, s_{t+1}^\theta) + V_{t+1}(s_{t+1}^\theta; \theta) - \lambda^* \right) \nabla_\theta \log \pi^\theta(a_t^\theta | s_t = s) + \nabla_\theta V_{t+1}(s_{t+1}^\theta; \theta) \right] \\ & - \nabla_\theta \rho_t^*(\xi^*) - \sum_{e \in \mathcal{E}} \left( \lambda^{*, \mathcal{E}}(e) \nabla_\theta g_e(\xi^*, \mathbb{P}^\theta) \right) - \sum_{i \in \mathcal{I}} \left( \lambda^{*, \mathcal{I}}(i) \nabla_\theta f_i(\xi^*, \mathbb{P}^\theta) \right), \end{aligned} \quad (11b)$$

where  $(\xi^*, \lambda^*, \lambda^{*, \mathcal{E}}, \lambda^{*, \mathcal{I}})$  is any saddle-point of the Lagrangian function of Eqs. (10a) and (10b) respectively.

*Proof of Theorem 15.* In order to have an expression for the gradient of the value function, we first compute the gradient of the last period and then obtain the recursive relation for subsequent periods. Using Theorem 7 and Assumption 13, the Lagrangian of the maximization problem in Eq. (10a) (with  $t = T-1$ ) for any state  $s \in \mathcal{S}$  can be written as

$$\begin{aligned} L^\theta(\xi, \lambda, \lambda^\mathcal{E}, \lambda^\mathcal{I}) = & \sum_{(a, s')} \xi(a, s') \mathbb{P}^\theta(a, s' | s_{T-1} = s) c_{T-1}(s, a, s') - \rho_{T-1}^*(\xi) \\ & - \lambda \left( \sum_{(a, s')} \xi(a, s') \mathbb{P}^\theta(a, s' | s_{T-1} = s) - 1 \right) \\ & - \sum_{e \in \mathcal{E}} (\lambda^\mathcal{E}(e) g_e(\xi, \mathbb{P}^\theta)) - \sum_{i \in \mathcal{I}} (\lambda^\mathcal{I}(i) f_i(\xi, \mathbb{P}^\theta)). \end{aligned} \quad (12)$$

By convexity,  $L^\theta$  in Eq. (12) has at least one saddle-point. We emphasize here that the saddle-points  $(\xi^*, \lambda^*, \lambda^{*, \mathcal{E}}, \lambda^{*, \mathcal{I}})$  depend on the state  $s$ . Another proposition we need in order to obtain a formula for the gradient is the Envelop theorem for saddle-point problems (see Theorem 4 and Corollary 5 in Milgrom and Segal, 2002). It relies heavily on the equidifferentiability of the objective function and the continuity of its gradient. The result states that under certain

assumptions, the gradient of the optimization problem is equivalent to the gradient of the Lagrangian evaluated at one of its saddle-points. This is a key result in our approach, since there exists saddle-points and we can easily find them with the explicit form of the risk envelope given in Assumption 13.

We also recall here a reparametrization known in the literature as the “likelihood-ratio” trick, which states that

$$p(x; \theta) \nabla_{\theta} \log(p(x; \theta)) = \nabla_{\theta} p(x; \theta). \quad (13)$$

The gradient of the log-probability of a transition  $\nabla_{\theta} \log \mathbb{P}^{\theta}$  can be easily calculated since we are dealing with MDPs. Indeed, we have that

$$\begin{aligned} \nabla_{\theta} \log \mathbb{P}^{\theta}(a, s' | s_{T-1} = s) &= \nabla_{\theta} (\log \mathbb{P}(s' | s, a) + \log \pi^{\theta}(a | s_t = s)) \\ &= \nabla_{\theta} \log \pi^{\theta}(a | s_t = s). \end{aligned} \quad (14)$$

Using the Envelop theorem, Eq. (12), the “likelihood-ratio” trick in Eq. (13) and the gradient in Eq. (14), we obtain that

$$\begin{aligned} \nabla_{\theta} V_{T-1}(s; \theta) &= \nabla_{\theta} L^{\theta}(\xi, \lambda, \lambda^{\mathcal{E}}, \lambda^{\mathcal{I}}) \Big|_{\xi^*, \lambda^*, \lambda^{*, \mathcal{E}}, \lambda^{*, \mathcal{I}}} \\ &= \sum_{(a, s')} \xi^*(a, s') c_{T-1}(s, a, s') \nabla_{\theta} \mathbb{P}^{\theta}(a, s' | s_{T-1} = s) \\ &\quad - \nabla_{\theta} \rho_{T-1}^*(\xi^*) - \sum_{(a, s')} \lambda^* \xi^*(a, s') \nabla_{\theta} \mathbb{P}^{\theta}(a, s' | s_{T-1} = s) \\ &\quad - \sum_{e \in \mathcal{E}} (\lambda^{*, \mathcal{E}}(e) \nabla_{\theta} g_e(\xi^*, \mathbb{P}^{\theta})) - \sum_{i \in \mathcal{I}} (\lambda^{*, \mathcal{I}}(i) \nabla_{\theta} f_i(\xi^*, \mathbb{P}^{\theta})) \\ &= \mathbb{E}_{T-1}^{\xi^*} \left[ (c_{T-1}(s, a_{T-1}^{\theta}, s_T^{\theta}) - \lambda^*) \nabla_{\theta} \log \pi^{\theta}(a_{T-1}^{\theta} | s_{T-1} = s) \right] \\ &\quad - \nabla_{\theta} \rho_{T-1}^*(\xi^*) - \sum_{e \in \mathcal{E}} \left( \lambda^{*, \mathcal{E}}(e) \nabla_{\theta} g_e(\xi^*, \mathbb{P}^{\theta}) \right) - \sum_{i \in \mathcal{I}} \left( \lambda^{*, \mathcal{I}}(i) \nabla_{\theta} f_i(\xi^*, \mathbb{P}^{\theta}) \right). \end{aligned} \quad (15)$$

The gradient for others periods  $t = T-2, \dots, 0$  is obtained in a similar manner. The Lagrangian of the problem in Eq. (10b) is

$$\begin{aligned} L_{\theta}(\xi, \lambda, \lambda^{\mathcal{E}}, \lambda^{\mathcal{I}}) &= \sum_{(a, s')} \xi(a, s') \mathbb{P}^{\theta}(a, s' | s_t = s) (c_t(s, a, s') + V_{t+1}(s'; \theta)) - \rho_t^*(\xi) \\ &\quad - \lambda \left( \sum_{(a, s')} \xi(a, s') \mathbb{P}^{\theta}(a, s' | s_t = s) - 1 \right) \\ &\quad - \sum_{e \in \mathcal{E}} (\lambda^{\mathcal{E}}(e) g_e(\xi, \mathbb{P}^{\theta})) - \sum_{i \in \mathcal{I}} (\lambda^{\mathcal{I}}(i) f_i(\xi, \mathbb{P}^{\theta})). \end{aligned} \quad (16)$$

Since the value function depends on the policy  $\pi^{\theta}$ , the gradient formula will have an additional term. We obtain

$$\begin{aligned} \nabla_{\theta} V_t(s; \theta) &= \nabla_{\theta} L^{\theta}(\xi, \lambda, \lambda^{\mathcal{E}}, \lambda^{\mathcal{I}}) \Big|_{\xi^*, \lambda^*, \lambda^{*, \mathcal{E}}, \lambda^{*, \mathcal{I}}} \\ &= \sum_{(a, s')} \xi^*(a, s') \mathbb{P}^{\theta}(a, s' | s_t = s) \nabla_{\theta} V_{t+1}(s'; \theta) - \sum_{(a, s')} \lambda^* \xi^*(a, s') \nabla_{\theta} \mathbb{P}^{\theta}(a, s' | s_t = s) \\ &\quad + \sum_{(a, s')} \xi^*(a, s') (c_t(s, a, s') + V_{t+1}(s'; \theta)) \nabla_{\theta} \mathbb{P}^{\theta}(a, s' | s_t = s) \\ &\quad - \nabla_{\theta} \rho_t^*(\xi^*) - \sum_{e \in \mathcal{E}} (\lambda^{*, \mathcal{E}}(e) \nabla_{\theta} g_e(\xi^*, \mathbb{P}^{\theta})) - \sum_{i \in \mathcal{I}} (\lambda^{*, \mathcal{I}}(i) \nabla_{\theta} f_i(\xi^*, \mathbb{P}^{\theta})) \\ &= \mathbb{E}_t^{\xi^*} \left[ (c_t(s, a_t^{\theta}, s_{t+1}^{\theta}) + V_{t+1}(s_{t+1}^{\theta}; \theta) - \lambda^*) \nabla_{\theta} \log \pi^{\theta}(a_t^{\theta} | s_t = s) + \nabla_{\theta} V_{t+1}(s_{t+1}^{\theta}; \theta) \right] \\ &\quad - \nabla_{\theta} \rho_t^*(\xi^*) - \sum_{e \in \mathcal{E}} \left( \lambda^{*, \mathcal{E}}(e) \nabla_{\theta} g_e(\xi^*, \mathbb{P}^{\theta}) \right) - \sum_{i \in \mathcal{I}} \left( \lambda^{*, \mathcal{I}}(i) \nabla_{\theta} f_i(\xi^*, \mathbb{P}^{\theta}) \right) \end{aligned} \quad (17)$$



This concludes the proof.  $\square$

While the term  $\rho_t^*(\xi^*)$  appears at first not to depend on the policy, and therefore the term  $\nabla_{\theta} \rho_t^*(\xi^*)$  in Theorem 15 appears to vanish, this is not necessarily so. To see why, let us consider convex penalties of the form  $\rho_t^*(\xi) = \mathbb{E}_t^{\xi}[f_t(\xi)]$  for convex functions  $f_t : \mathcal{Z}^* \rightarrow \mathbb{R}$ . In this case, using the Envelope theorem (Milgrom and Segal, 2002) and the “likelihood-ratio” trick – the derivation is similar to the proof of Theorem 15 – the gradient wrt the policy is given by

$$\nabla_{\theta} \rho_t^*(\xi^*) = \mathbb{E}_t^{\xi^*}[f_t(\xi^*) \nabla_{\theta} \log \pi^{\theta}(a_t^{\theta} | s_t = s)].$$

While we do not restrict to the above specific form for  $\rho_t^*$ , this results illustrates why, in general, this contribution to the gradient cannot be ignored.

## 6 Actor-Critic Algorithm

In this section, we provide details on our proposed algorithm and the architecture of the implemented objects. Our policy gradient algorithm has an actor-critic style (Konda and Tsitsiklis, 2000), in the sense that we must learn two functions, and we do so in an alternating fashion: (i) a value function  $V$ , which plays the role of the *critic*, and (ii) the policy  $\pi$ , which plays the role of the *actor*. Actor-critic algorithms are on-policy policy search methods that maintain an estimate of a value function, which is then used to update the agent’s policy parameters. Such algorithms have been developed in the RL community for their ability to find optimal policies using low variance gradient estimates (Grondman et al., 2012). To obtain an approximation of the optimal policy, we perform the steps described in Algorithm 1.

<b>Algorithm 1:</b> Main steps	
<b>Input:</b> Value function $V^{\phi}$ , policy $\pi^{\theta}$	
1	Initialize environment and optimizers ;
2	<b>for</b> each epoch $\kappa = 1, \dots, K$ <b>do</b>
3	Simulate trajectories under $\pi^{\theta}$ ;
4	Freeze $\tilde{\pi} = \pi^{\theta}$ ;
5	<i>Critic:</i> Estimate $V^{\phi}$ using $\tilde{\pi}$ , Algorithm 2 ;
6	Freeze $\tilde{V} = V^{\phi}$ ;
7	<i>Actor:</i> Update $\pi^{\theta}$ using $\tilde{V}$ , Algorithm 3 ;
8	Store results ;
<b>Output:</b> Optimal $\pi^{\theta} \approx \pi^{\theta^*}$ and $V^{\phi} \approx V(s; \theta^*)$	

We propose to use function approximations, more specifically *neural network structures*, as they are useful when dealing with continuous state-action spaces and are known to be universal approximators. In recent years, deep neural network modeling has shown remarkable success in approximating complex functions (see e.g. LeCun et al., 2015; Silver et al., 2016; Goodfellow et al., 2016), especially in financial mathematics (see e.g. Al-Aradi et al., 2018; Hu, 2019; Casgrain et al., 2019; Horvath et al., 2021; Campbell et al., 2021; Carmona and Laurière, 2021). The use of compositions of simple functions (usually referred to as propagation and activation functions) through several layers does a good job in modeling complicated functions. Neural networks also avoid the curse of dimensionality issue of representing nonlinear functions in high dimensions.

There are several approaches for modeling the policy and value function with neural network structures. We consider a policy  $\pi$  characterized by a single (fully-connected, feed forward) artificial neural network (ANN) with parameters  $\theta$ , which takes a state  $s$  and time  $t$  as inputs and outputs a distribution over the space of actions  $\mathcal{A}$ . We also suppose that the value function  $V$  is characterized by another single (fully-connected, feed forward) ANN with parameters  $\phi$ .  $V_t^{\phi}(s; \theta)$  approximates the value function when the system is in state  $s$  during the period  $t$  under policy  $\pi^{\theta}$ , previously denoted  $V_t(s; \theta)$  in Eqs. (10a) and (10b). We therefore refer to the policy and value function respectively by  $\pi^{\theta}$  and  $V^{\phi}$ .

Our proposed algorithm uses a *nested simulation* or *simulation upon simulation* approach, where we simulate transitions at each visited state. When implementing this simulation upon simulation approach, we end up with full (outer) episodes and batches of (inner) transitions for every state, as illustrated in Fig. 2. This allows us to easily compute and estimate some quantities of interest, e.g. saddle-points or one-step conditional risk measures, for each state. Such nested simulation approaches are computationally expensive – part of our future work aims to develop a more efficient algorithm when simulations are costly.

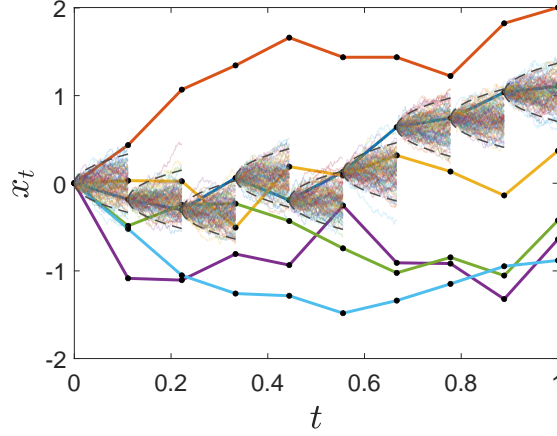


Figure 2: Representation of (outer) episodes and (inner) transitions for the simulation upon simulation framework.

We next provide additional details on our actor-critic algorithm in Algorithm 1, i.e. how to (i) estimate the value function in Subsection 6.1 (step 5), and (ii) how to update the policy in Subsection 6.2 (step 7). Additional implementation details are provided in Appendix A.

## 6.1 Value Function Estimation

The value function  $V^\phi$  may be estimated by using the recursion in Eqs. (10a) and (10b). We use the simulation upon simulation approach mentioned previously. More precisely, when sampling a certain state  $s_t$ , we also generate  $M$  (inner) transitions from the policy  $\pi^\theta$  to obtain the tuples  $(s_t, a_t^{(m)}, s_{t+1}^{(m)}, c_t^{(m)})$ ,  $m = 1, \dots, M$ . We can then estimate the one-step conditional risk measures for any given state using those additional transitions. To update the value function, we perform this process for a mini-batch of states, compute the predicted (i.e. output of  $V^\phi$ ) and target values (i.e. Eqs. (10a) and (10b)), and calculate the expected square loss between these values. We update the parameters using the Adam optimizer (Kingma and Ba, 2014) and repeat this process for several epochs in order to provide a good approximation of the value function. We recall that the policy  $\pi^\theta$  is fixed while we optimize  $V^\phi$ . The algorithm is given in Algorithm 2.

A powerful result for neural networks structures is the *universal approximation theorem* (see e.g. Cybenko, 1989; Hornik, 1991; Leshno et al., 1993; Pinkus, 1999). Its latest version states the following.

**Theorem 16** (Universal Approximation). *Let  $d_1, d_2 \in \mathbb{N}$  and  $\sigma$  be an activation function. Then  $\sigma$  is not a polynomial iff for any continuous function  $f : \mathbb{R}^{d_1} \rightarrow \mathbb{R}^{d_2}$ , any compact subset  $K \subset \mathbb{R}^{d_1}$  and any  $\epsilon > 0$ , there exists a neural network  $\hat{f}_\epsilon : \mathbb{R}^{d_1} \rightarrow \mathbb{R}^{d_2}$  with representation  $\hat{f}_\epsilon = W_2 \circ \sigma \circ W_1$  such that  $\sup_{x \in K} \|f(x) - \hat{f}_\epsilon(x)\| < \epsilon$ .*

We prove next that for a fixed policy  $\pi^\theta$ , we can approximate its corresponding value function  $V_t(s; \theta)$  with an ANN using the procedure devised in Algorithm 2. Theorem 17 follows from the universal approximation theorem.

**Theorem 17** (Approximation of  $V$ ). *Let  $\pi^\theta$  denote a fixed policy, with corresponding value function as defined in Eq. (8), which we denote  $V_t(s; \theta)$ . Then for any  $\epsilon^* > 0$ , there exists an artificial neural network  $V^\phi : \mathcal{S} \rightarrow \mathbb{R}$  such that  $\text{ess sup}_{s \in \mathcal{S}} \|V_t(s; \theta) - V_t^\phi(s; \theta)\| < \epsilon^*$ , for any  $t \in \mathcal{T}$ .*

*Proof of Theorem 17.* First, we show that convex risk measures are continuous since they are in fact monetary. This comes in handy when dealing with the universal approximation theorem.

**Lemma 18.** *Convex one-step conditional risk measures  $\rho_t$  are absolutely continuous a.s..*

*Proof of Lemma 18.* Indeed, starting from the inequality  $Z \leq W + \|Z - W\|_\infty$ , where  $Z, W \in \mathcal{Z}_{t+1}$ , and using the monotonicity and translation invariance property, we have

$$\rho_t(Z) \leq \rho_t(W + \|Z - W\|_\infty) \implies \rho_t(Z) - \rho_t(W) \leq \|Z - W\|_\infty. \quad (18)$$

Repeating this with  $W \leq Z + \|Z - W\|_\infty$  yields to

$$\text{ess sup} \|\rho_t(Z) - \rho_t(W)\| \leq \|Z - W\|_\infty. \quad (19)$$

**Algorithm 2:** Estimation of the value function  $V$ 

**Input:**  $V^\phi, \pi^\theta, N$  episodes,  $M$  transitions, number of epochs  $K$ , batch size  $B$   
 1 **for** each epoch  $k = 1, \dots, K$  **do**  
 2     Set the gradients to zero ;  
 3     Sample  $B$  states  $s_t^{(b)}, b = 1, \dots, B, t \in \mathcal{T}$  ;  
 4     Obtain from  $\pi^\theta$  the associated transitions  $(a_t^{(b,m)}, s_{t+1}^{(b,m)}, c_t^{(b,m)}), m = 1, \dots, M$  ;  
 5     **for** each state  $b = 1, \dots, B, t \in \mathcal{T}$  **do**  
 6         Compute the *predicted values*  $\hat{v}_t^b = V_t^\phi(s_t^{(b)}; \theta)$  ;  
 7         **if**  $t = T - 1$  **then**  
 8             Set the *target value* as  

$$v_{T-1}^b = \max_{\xi \in \mathcal{U}(\mathbb{P}^\theta(\cdot, \cdot | s_{T-1} = s_{T-1}^{(b)}))} \left\{ \mathbb{E}_{T-1, s_{T-1}^{(b)}}^\xi \left[ c_{T-1}^{(b,m)} \right] + \rho_{T-1}^*(\xi) \right\} ;$$
  
 9         **else**  
 10             Set the *target value* as  

$$v_t^b = \max_{\xi \in \mathcal{U}(\mathbb{P}^\theta(\cdot, \cdot | s_t = s_t^{(b)}))} \left\{ \mathbb{E}_{t, s_t^{(b)}}^\xi \left[ c_t^{(b,m)} + V_{t+1}^\phi(s_{t+1}^{(b,m)}; \theta) \right] + \rho_t^*(\xi) \right\} ;$$
  
 11         Compute the expected square loss between  $v_t^b$  and  $\hat{v}_t^b$  ;  
 12         Update  $\phi$  by performing an Adam optimizer step ;  
**Output:** An estimate of the value function  $V_t^\phi(s; \theta) \approx V_t(s; \theta)$

Therefore convex risk measures are Lipschitz continuous a.s. wrt the essential supremum norm, and hence they are absolutely continuous a.s..  $\square$

We recall that the value function given in Eq. (8) is in fact a dynamic convex risk measure, and it can be written recursively with the DPE in Eqs. (9a) and (9b) as

$$V_t(s; \theta) = \rho_t \left( c_t^\theta + V_{t+1}(s_{t+1}^\theta; \theta) \middle| s_t = s \right). \quad (20)$$

Without loss of generality, let us consider the case where the first dimension of the state space  $\mathcal{S}$  corresponds to the time  $t \in \mathcal{T}$ . At the period  $T - 1$ , we have that

$$V_{T-1}(s; \theta) = \rho_{T-1} \left( c_{T-1}^\theta \middle| s_{T-1} = s \right). \quad (21)$$

This is a convex risk measure which is absolutely continuous a.s. by Lemma 18. Using the universal approximation theorem given in Theorem 16, we obtain that at some point in the training process,

$$\text{ess sup}_{s \in \mathcal{S}} \left\| V_{T-1}(s; \theta) - V_{T-1}^\phi(s; \theta) \right\| < \epsilon_{T-1}. \quad (22)$$

For any other periods, we can derive that the ANN approximates the value function at  $t$  as long as the value function at the next period  $t + 1$  is adequately approximated. Using the translation invariance and once again the universal approximation theorem, we have

$$\begin{aligned} \text{ess sup}_{s \in \mathcal{S}} \left\| V_t(s; \theta) - V_t^\phi(s; \theta) \right\| &= \text{ess sup}_{s \in \mathcal{S}} \left\| \rho_t \left( c_t^\theta + V_{t+1}(s_{t+1}^\theta; \theta) \middle| s_t = s \right) - V_t^\phi(s; \theta) \right\| \\ &< \text{ess sup}_{s \in \mathcal{S}} \left\| \rho_t \left( c_t + V_{t+1}^\phi(s_{t+1}^\theta) \middle| s_t = s \right) - V_t^\phi(s; \theta) \right\| + \epsilon_{t+1} \\ &< \epsilon_t + \epsilon_{t+1}. \end{aligned}$$

This argument can be used recursively for any period  $t \in \mathcal{T}$ . Since Theorem 16 is valid for any  $\epsilon > 0$ , we can perform the training procedure in order to construct a sequence of  $\epsilon_t, t \in \mathcal{T}$  that satisfies a global error  $\epsilon^*$ , such as  $\sum \epsilon_t < \epsilon^*$ . This concludes the proof.  $\square$

## 6.2 Update of the Policy

The update of the policy is done using the gradients provided in Eqs. (11a) and (11b) of Theorem 15. Some points worth mentioning concern the policy, the saddle-points, and the gradient formula. When implementing the algorithm, we ensure the policy uses the so-called *reparametrization trick*, which prevents stochastic nodes in the computation graph and allows the existence of pathwise gradient estimators. Usually there are three basic approaches to perform a reparametrization:

- (i) Use a location-scale transformation – we can view the standard random variable as an auxiliary variable  $Z$  (such as  $\text{Nor}(0, 1)$ ) and simulate  $\mu^\theta + Z\sigma^\theta$  (distributed as  $\text{Nor}(\mu^\theta, \sigma^\theta)$ );
- (ii) Use the inverse cumulative distribution function – if it is tractable, we can use the inverse transform sampling method to simulate realizations from uniform random variables;
- (iii) Use a transformation of auxiliary variables – common examples are the log-normal distribution, which can be expressed by exponentiation of a Gaussian distribution, and the gamma distribution, which can be rewritten as a sum of exponentially distributed random variables.

Also since we assume the form of the risk envelope is known in an explicit form in Assumption 13, we can obtain a saddle-point  $(\xi^*, \lambda^*, \lambda^{*,\mathcal{E}}, \lambda^{*,\mathcal{I}})$  of the Lagrangian of Eqs. (10a) and (10b) for any given risk measure, either analytically or using a sample average approximation (Shapiro et al., 2014). The approach to obtain these saddle-points is illustrated for common risk measures in Section 7.

We recall that the value function  $V^\phi$  is fixed while we optimize  $\pi^\theta$ . When we compute the gradient of the value function to optimize the policy, we fix the parameters of the value function  $\phi$ . This can be interpreted as taking a copy of the ANN structure, which implies that the value function used in the actor part of the algorithm does not depend explicitly on  $\theta$ . Therefore, the additional expectation of the gradient of the value function at  $t + 1$  in Eq. (11b) vanishes. The value function gradient is then estimated averaging over a batch of states and different periods. The algorithm is given in Algorithm 3.

### Algorithm 3: Update of the policy $\pi$

**Input:**  $\pi^\theta, V^\phi, N$  episodes,  $M$  transitions, number of epochs  $K$ , batch size  $B$

1 **for each epoch**  $k = 1, \dots, K$  **do**

2     Set the gradients to zero ;

3     Sample  $B$  states  $s_t^{(b)}, b = 1, \dots, B, t \in \mathcal{T}$  ;

4     Obtain from  $\pi^\theta$  the associated transitions  $(a_t^{(b,m)}, s_{t+1}^{(b,m)}, c_t^{(b,m)}), m = 1, \dots, M$  ;

5     **for each state**  $b = 1, \dots, B, t \in \mathcal{T}$  **do**

6         Obtain  $\hat{z}_t^{(b,m)} = \nabla_\theta \log \pi^\theta(a_t^{(b,m)} | s_t^{(b)})$  with the reparametrization trick ;

7         Obtain  $\hat{v}_{t+1}^{(b,m)} = V_{t+1}^\phi(s_{t+1}^{(b,m)}; \theta)$  ;

8         Get a saddle-point  $(\xi^*, \lambda^*, \lambda^{*,\mathcal{E}}, \lambda^{*,\mathcal{I}})$  ;

9         Obtain  $\hat{g}_{e,t}^{(b)} = \nabla_\theta g_e(\xi^*, \mathbb{P}^\theta)$  and  $\hat{f}_{i,t}^{(b)} = \nabla_\theta f_i(\xi^*, \mathbb{P}^\theta)$  ;

10         Obtain  $\hat{\rho}_t^{(b)} = \nabla_\theta \rho_t^*(\xi^*)$  ;

11         Calculate the *gradient*  $\nabla_\theta V_t(s_t^{(b)}; \theta)$  from Eqs. (11a) and (11b)

$$\ell_t^{(b)} = \frac{1}{M} \sum_{m=1}^M \left( \left( c_t^{(b,m)} + \hat{v}_{t+1}^{(b,m)} - \lambda^* \right) \hat{z}_t^{(b,m)} - \hat{\rho}_t^{(b)} - \sum_{e \in \mathcal{E}} \lambda^{*,\mathcal{E}}(e) \hat{g}_{e,t}^{(b)} - \sum_{i \in \mathcal{I}} \lambda^{*,\mathcal{I}}(i) \hat{f}_{i,t}^{(b)} \right);$$

12     Take the average  $\ell = \frac{1}{BT} \sum_{b=1}^B \sum_{t=0}^{T-1} \ell_t^{(b)}$  ;

13     Update  $\theta$  by performing an Adam optimizer step ;

**Output:** An updated policy  $\pi^\theta$

## 7 Experiments

In this section, we give an illustration to understand the potential gain of using dynamic risk measures in RL, and more specifically the advantages of our proposed approach on several examples.

In our experiments, we consider several risk measures in order to compare their performance and highlight their differences.<sup>2</sup> The first risk measure considered is the *expectation*  $\rho_{\mathbb{E}}(Z) = \mathbb{E}[Z]$ , which serves as a benchmark for the risk-neutral approach. It is a convex risk measure, and its saddle-point  $(\xi^*, \lambda^*)$  is given by  $\xi^*(\omega) = 1$  and  $\lambda^* = 0$ .

The second risk measure is the *conditional value-at-risk* (CVaR) with threshold  $\alpha \in (0, 1)$

$$\rho_{\text{CVaR}}(Z; \alpha) = \sup_{\xi \in \mathcal{U}(\mathbb{P})} \left\{ \mathbb{E}^{\xi} [Z] \right\}, \quad (23)$$

where

$$\mathcal{U}(\mathbb{P}) = \left\{ \xi : \sum_{\omega} \xi(\omega) \mathbb{P}(\omega) = 1, \xi \in \left[ 0, \frac{1}{\alpha} \right] \right\}. \quad (24)$$

The CVaR is a coherent risk measure widely used in the financial mathematics literature (Rockafellar et al., 2000). As shown in Shapiro et al. (2014), any saddle-point  $(\xi^*, \lambda^*)$  satisfies  $\xi^*(\omega) = \frac{1}{\alpha}$  if  $Z(\omega) > \lambda^*$  and  $\xi^*(\omega) = 0$  otherwise, where  $\lambda^*$  is any  $(1 - \alpha)$ -quantile of  $Z$ .

The third risk measure is a *penalized CVaR* where we add a relative entropy term with respect to the uniform distribution, which is then convex but not coherent. It is given by

$$\rho_{\text{CVaR-p}}(Z; \alpha, \kappa) = \sup_{\xi \in \mathcal{U}(\mathbb{P})} \left\{ \mathbb{E}^{\xi} [Z] - \kappa \mathbb{E}^{\xi} [\log \xi] \right\}, \quad \kappa > 0, \quad (25)$$

with the same risk envelope given in Eq. (24). Obtaining saddle-points is not as straightforward as with the CVaR, since it requires solving a convex optimization problem. The Lagrangian with the risk envelope constraints is

$$\mathcal{L}(\xi, \lambda, \eta) = \sum_{\omega} \xi(\omega) \mathbb{P}(\omega) (Z(\omega) - \kappa \log \xi(\omega)) - \lambda \left( \sum_{\omega} \xi(\omega) \mathbb{P}(\omega) - 1 \right) - \sum_{\omega} \eta(\omega) \left( \xi(\omega) - \frac{1}{\alpha} \right), \quad (26)$$

with  $\lambda \in \mathbb{R}$  and  $\eta(\omega) > 0$  for all  $\omega$ . Setting the derivative of Eq. (26) wrt  $\xi(\omega_i)$  to zero leads to

$$\xi(\omega_i) = \exp \left( \frac{Z(\omega_i) - \lambda - \kappa}{\kappa} - \frac{\eta(\omega_i)}{\kappa \mathbb{P}(\omega_i)} \right). \quad (27)$$

When imposing the constraint on the  $\eta$ 's on Eq. (27), we obtain the following expression

$$\xi(\omega_i) = \begin{cases} \exp \left( \frac{Z(\omega_i) - \lambda - \kappa}{\kappa} \right) & \text{if } \eta(\omega_i) = 0 \\ \frac{1}{\alpha} & \text{if } \eta(\omega_i) > 0 \end{cases}, \quad (28)$$

and that constraint is active when  $Z(\omega_i) > -\kappa \log(\alpha) + \kappa + \lambda$ . We combine Eq. (28) with the constraint on  $\lambda$  to get

$$\sum_{i : Z(\omega_i) \leq -\kappa \log(\alpha) + \kappa + \lambda} \mathbb{P}(\omega_i) \left( \exp \left( \frac{Z(\omega_i) - \lambda - \kappa}{\kappa} \right) - \frac{1}{\alpha} \right) = 1 - \frac{1}{\alpha}. \quad (29)$$

Any saddle-point  $(\xi^*, \lambda^*)$  then satisfies  $\xi^*(\omega) = \max(1/\alpha, e^{(Z(\omega_i) - \lambda^* - \kappa)/\kappa})$ , where  $\lambda^*$  is a root of Eq. (29).

We note here that the penalized CVaR contains both risk measures as special cases. Indeed, for  $\kappa = 0$ , it reduces to the CVaR, while we recover the expectation as  $\kappa$  tends to  $\infty$ .

## 7.1 Trading Problem

This collection of experiments is performed on an algorithmic trading environment problem. The agent begins each episode with zero inventory, and on each period the agent wishes to trade quantities of an asset, whose price fluctuates according to some data-generating processes. For each period  $t \in \mathcal{T}$ , the agent observes the asset's price  $S_t \in \mathbb{R}_+$  and their inventory  $q_t \in (-q_{\max}, q_{\max})$ , performs a trade  $a_t \in (-a_{\max}, a_{\max})$ , resulting in a chance of wealth  $y_t \in \mathbb{R}$  according to

$$\begin{cases} y_0 = 0, \\ y_t = y_{t-1} - S_{t-1} a_{t-1} - \phi a_{t-1}^2, & t = 1, \dots, T-1, \\ y_T = y_{T-1} - S_{T-1} a_{T-1} - \phi a_{T-1}^2 + q_T S_T - \psi q_T^2, \end{cases} \quad (30)$$

<sup>2</sup>We implemented more dynamic convex risk measures in our code available on Github, and users can easily add their own in the Python files – see Appendix A for a description of the code architecture.

with coefficients  $\phi = 0.005$  and  $\psi = 0.5$  for the cost transactions and terminal penalty imposed by the market respectively. We suppose that  $T = 5$ ,  $q_{\max} = 5$ ,  $a_{\max} = 2$ , and the asset price has the mean-reversion dynamics of an Ornstein-Uhlenbeck process

$$dS_t = \kappa(\mu - S_t)dt + \sigma dW_t, \quad (31)$$

where  $\kappa = 2$ ,  $\mu = 1$ ,  $\sigma = 0.2$  and  $W_t$  is a standard Brownian motion.<sup>3</sup> In our RL notation, for all periods  $t \in \mathcal{T}$ , the actions are determined by the trades  $a_t$ , the costs by the differences in wealth  $c_t = y_{t-1} - y_t$ , and the states by the tuples  $(t, S_t, q_t)$ .

We first give results of the algorithmic trading problem discussed in Subsection 7.1. We can observe a comparison of the learned policy between the mean, the CVaR and the penalized CVaR in Fig. 3. When optimizing a risk-neutral objective function (see Figs. 3a to 3d), in the beginning of the episode, the agent wants to sell quantities of the asset when its price is higher than the mean-reversion level, and buy it when its price is lower, which makes sense from an investor's perspective. As periods go on, the pattern shifts to ensure that the agent concludes the episode with a null inventory and avoids the terminal penalty. With other risk measures (see Figs. 3e to 3l), we observe that the status quo is the preferred action when the price is close to the mean-reversion level, which translates a *risk-sensitive behavior* from the agent. Indeed, an investor would prefer to wait until the price is more likely to move in a single direction before making a decision.

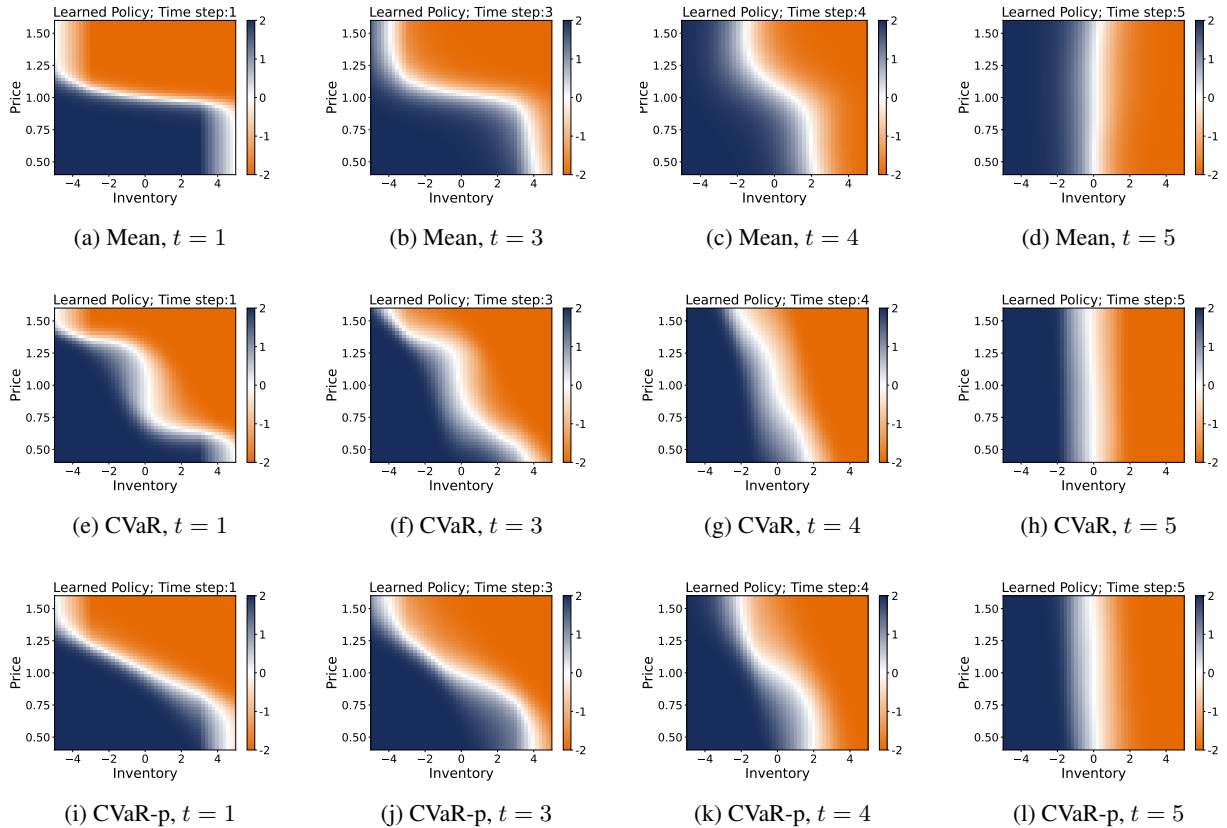


Figure 3: Learned policy by the actor-critic algorithm when optimizing the expectation  $\rho_{\mathbb{E}}(\cdot)$  (top), the CVaR  $\rho_{\text{CVaR}}(\cdot; \alpha = 0.2)$  (middle) and the penalized CVaR  $\rho_{\text{CVaR-p}}(\cdot; \alpha = 0.2, \kappa = 0.1)$  (bottom) in the trading problem.

The distribution of the terminal reward when the agent follows the learned policy for the mean, CVaR and penalized CVaR is illustrated in Fig. 4. In general, risk-sensitive approaches lead to a distribution with a *smaller variance* and *less high losses*. The agent's tolerance to risk can be adjusted by modifying the threshold  $\alpha$  of the CVaR (see Fig. 4a) or the relative entropy penalty constant  $\kappa$  (see Fig. 4b). When increasing the  $\alpha$  or  $\kappa$ , the distribution of the terminal wealth converges to the distribution for the risk-neutral objective function, as expected.

<sup>3</sup>Our approach is model-free, which implies that we can easily replace the asset price dynamics with more complex models, for instance including a stochastic volatility.

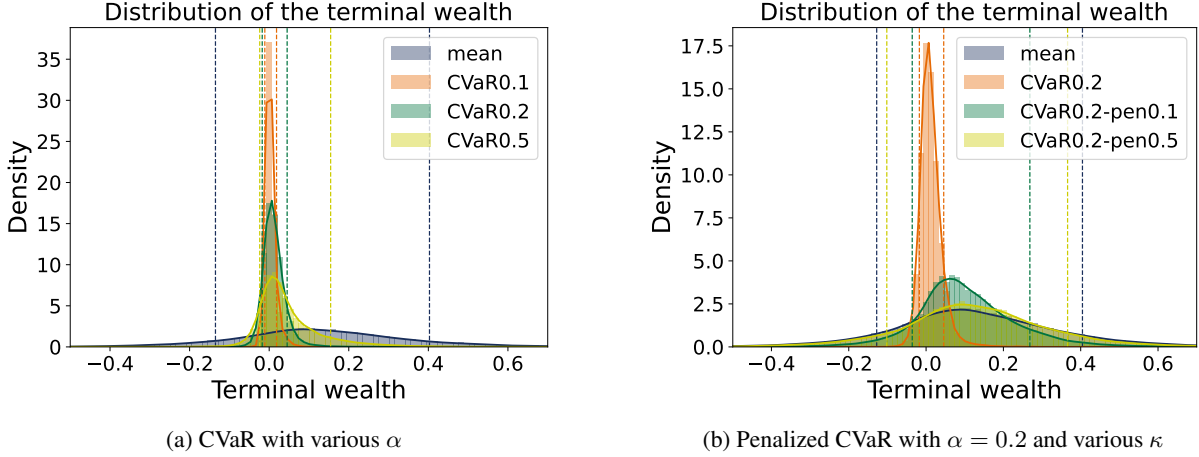


Figure 4: Estimated distribution of the terminal wealth when following the learned policy in the trading problem for several risk measures over 30,000 episodes. Vertical dashed lines indicate the 0.1 and 0.9 quantiles.

## 7.2 Cliff Walking Problem

This set of experiments, illustrated in Fig. 5, is performed on a continuous version of the cliff walking problem (Sutton and Barto, 2018). Consider an autonomous rover exploring the land of a new planet, represented as a Cartesian coordinate system. The rover starts at  $(0, 0)$  and wants to go at  $(T, 0)$ , with  $T = 9$ , while avoiding all coordinates where  $x \leq C = 1.0$  (illustrated as the cliff). All allowed movements at any period  $t \in \mathcal{T}$ , i.e. moving from  $(t, x_1)$  to  $(t + 1, x_2)$ , incur a cost of  $1 + (x_2 - x_1)^2$ . Stepping into the cliff region gives an additional cost of 100, while landing further from the goal at  $(T, x)$  gives a penalty of size  $x^2$ . Actions taken by the rover are drawn from a Gaussian distribution  $a \sim \pi^\theta = \text{Nor}(\mu^\theta, \sigma)$ , with  $\mu^\theta \in (-a_{\max}, a_{\max})$ ,  $a_{\max} = 4.0$  and  $\sigma = 1.5$ .<sup>4</sup>

The rover then wants to move in a certain direction  $\mu^\theta$ , but its movements are altered by the unknown terrain (e.g. slipping on sand, crossing shallow water, etc.).<sup>5</sup> This introduces randomness in the RL problem that the autonomous rover must account for while making decisions. In our introduction, for all periods  $t \in \mathcal{T}$ , the costs  $c \in \mathcal{C}$  are determined by the rover’s movements, and the states by the tuples  $(t, x_t)$ .

We next give results of the continuous cliff walking problem discussed in Subsection 7.2. With this RL problem, we want to observe the *agent’s sensitivity to risk* – whether the rover should reach the goal as quickly as possible by staying close to the cliff, or take a longer path to avoid inadvertently falling into the cliff. We see in Fig. 6 that our risk-aware approach adequately takes into account the uncertainty of the unknown terrain by staying further away from the cliff. Adjusting the hyperparameters for the CVaR or penalized CVaR leads to different behaviors since the risk-sensitivity is exacerbated. On the other hand, the optimal policy when optimizing the risk-neutral expectation suggests staying closer to the cliff to avoid the costs from vertical movements. Ultimately, using a risk-sensitive approach gives a reward distribution with less high losses for the autonomous rover, as shown in Fig. 7.

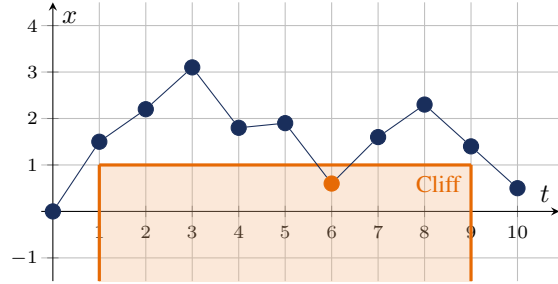


Figure 5: Illustration of the modified cliff walking problem with  $T = 10$  and the cliff (in orange) at  $C = 1$ . One sample path (in blue) of the rover is drawn where it falls into the cliff at  $t = 6$ .

<sup>4</sup>The environment can be modified in order to place different obstacles on the coordinate system.

<sup>5</sup>We can parametrize the policy with atypical distributions (e.g. one-sided or skewed) to illustrate different terrains.

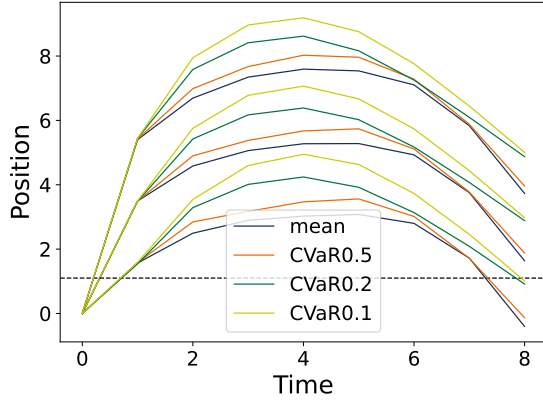


Figure 6: Estimated 0.1, 0.5 and 0.9 quantiles of the region visited by the rover when following the learned policy over 30, 000 episodes

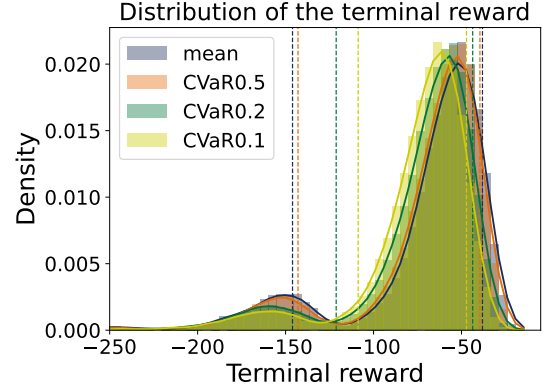


Figure 7: Estimated distribution of the terminal reward when following the learned policy in the cliff walking problem for several risk measures over 30, 000 episodes.

## 8 Discussion

In this work, we extend risk-aware RL procedures found in the literature by developing a methodology for a wide class of sequential decision making problems. Our approach broadens to the whole class of *dynamic convex* risk measures and allows *non-stationary behaviors* from the agent. Our work performs well on two benchmark RL and financial mathematical problems, which opens doors for several applications in credit risk, portfolio optimization and optimal control among others.

There are still some future directions that we could explore to provide even more flexibility to our proposed approach. For instance, we could devise a *computationally efficient* methodology for large-scale problems when simulations can be costly, propose a *robust framework* for time-consistent dynamic risk measures, and develop a generalization for deterministic policies with dynamic risk measures in a similar manner to *deep deterministic policy gradient*. More recently, efforts were put to verify the theoretical *convergence of policy gradient* methods. Indeed, Agarwal et al. (2021) show that the policy gradient approach with a risk-neutral expectation has global convergence guarantees. On the other hand, it may not converge to a global optimum when the objective function is a dynamic risk measure (Huang et al., 2021). It thus remains an open challenge to prove that actor-critic algorithms with dynamic convex risk measures converge to an optimal policy when both the value function and policy are characterized by ANNs.

## References

- Richard S Sutton and Andrew G Barto. *Reinforcement Learning: An Introduction*. MIT press, 2018.
- Jan Dhaene, Steven Vanduffel, Marc J Goovaerts, Rob Kaas, Qihe Tang, and David Vyncke. Risk measures and comonotonicity: a review. *Stochastic models*, 22(4):573–606, 2006.
- Aviv Tamar, Yinlam Chow, Mohammad Ghavamzadeh, and Shie Mannor. Policy gradient for coherent risk measures. *Advances in Neural Information Processing Systems*, 28:1468–1476, 2015.
- Aviv Tamar, Yinlam Chow, Mohammad Ghavamzadeh, and Shie Mannor. Sequential decision making with coherent risk. *IEEE Transactions on Automatic Control*, 62(7):3323–3338, 2016.
- Mohamadreza Ahmadi, Ugo Rosolia, Michel D Ingham, Richard M Murray, and Aaron D Ames. Constrained risk-averse markov decision processes. *arXiv preprint arXiv:2012.02423*, 2020.
- Umit Kose and Andrzej Ruszczyński. Risk-averse learning by temporal difference methods with markov risk measures. *J. Mach. Learn. Res.*, 22:38–1, 2021.
- LA Prashanth and Mohammad Ghavamzadeh. Actor-critic algorithms for risk-sensitive mdps. 2013.
- Yinlam Chow, Mohammad Ghavamzadeh, Lucas Janson, and Marco Pavone. Risk-constrained reinforcement learning with percentile risk criteria. *The Journal of Machine Learning Research*, 18(1):6070–6120, 2017.



- Marek Petrik and Dharmashankar Subramanian. An approximate solution method for large risk-averse markov decision processes. *arXiv preprint arXiv:1210.4901*, 2012.
- David Nass, Boris Belousov, and Jan Peters. Entropic risk measure in policy search. *arXiv preprint arXiv:1906.09090*, 2019.
- Nicole Bäuerle and Alexander Glauner. Minimizing spectral risk measures applied to markov decision processes. *arXiv preprint arXiv:2012.04521*, 2020a.
- Dotan Di Castro, Joel Oren, and Shie Mannor. Practical risk measures in reinforcement learning. *arXiv preprint arXiv:1908.08379*, 2019.
- Andrzej Ruszczyński. Risk-averse dynamic programming for markov decision processes. *Mathematical programming*, 125(2):235–261, 2010.
- Shanyun Chu and Yi Zhang. Markov decision processes with iterated coherent risk measures. *International Journal of Control*, 87(11):2286–2293, 2014.
- Nicole Bäuerle and Alexander Glauner. Markov decision processes with recursive risk measures. *European Journal of Operational Research*, 2021.
- Stefan Weber. Distribution-invariant risk measures, information, and dynamic consistency. *Mathematical Finance: An International Journal of Mathematics, Statistics and Financial Economics*, 16(2):419–441, 2006.
- Frank Riedel. Dynamic coherent risk measures. *Stochastic processes and their applications*, 112(2):185–200, 2004.
- Marco Frittelli and E Rosazza Gianin. Dynamic convex risk measures. *Risk measures for the 21st century*, pages 227–248, 2004.
- Kai Detlefsen and Giacomo Scandolo. Conditional and dynamic convex risk measures. *Finance and stochastics*, 9(4): 539–561, 2005.
- Tomasz R Bielecki, Igor Cialenco, Samuel Drapeau, and Martin Karliczek. Dynamic assessment indices. *Stochastics*, 88(1):1–44, 2016.
- Erick Delage and Shie Mannor. Percentile optimization for markov decision processes with parameter uncertainty. *Operations research*, 58(1):203–213, 2010.
- Takayuki Osogami. Robustness and risk-sensitivity in markov decision processes. *Advances in Neural Information Processing Systems*, 25:233–241, 2012.
- Nicole Bäuerle and Alexander Glauner. Distributionally robust markov decision processes and their connection to risk measures. *arXiv preprint arXiv:2007.13103*, 2020b.
- Hamed Rahimian and Sanjay Mehrotra. Distributionally robust optimization: A review. *arXiv preprint arXiv:1908.05659*, 2019.
- E Weinan, Jiequn Han, and Arnulf Jentzen. Deep learning-based numerical methods for high-dimensional parabolic partial differential equations and backward stochastic differential equations. *Communications in Mathematics and Statistics*, 5(4):349–380, 2017.
- Jiequn Han, Arnulf Jentzen, and E Weinan. Solving high-dimensional partial differential equations using deep learning. *Proceedings of the National Academy of Sciences*, 115(34):8505–8510, 2018.
- Shige Peng. Backward sde and related g-expectation. *Pitman research notes in mathematics series*, pages 141–160, 1997.
- Samuel Drapeau, Michael Kupper, Emanuela Rosazza Gianin, and Ludovic Tangpi. Dual representation of minimal supersolutions of convex BSDEs. In *Annales de l’Institut Henri Poincaré, Probabilités et Statistiques*, volume 52, pages 868–887. Institut Henri Poincaré, 2016.
- Pengqian Yu, William B Haskell, and Huan Xu. Approximate value iteration for risk-aware markov decision processes. *IEEE Transactions on Automatic Control*, 63(9):3135–3142, 2018.
- Marc G Bellemare, Will Dabney, and Rémi Munos. A distributional perspective on reinforcement learning. In *International Conference on Machine Learning*, pages 449–458. PMLR, 2017.

- Dionysios S Kalogerias, Luiz FO Chamon, George J Pappas, and Alejandro Ribeiro. Better safe than sorry: Risk-aware nonlinear bayesian estimation. In *ICASSP 2020-2020 IEEE International Conference on Acoustics, Speech and Signal Processing (ICASSP)*, pages 5480–5484. IEEE, 2020.
- Yun Shen, Michael J Tobia, Tobias Sommer, and Klaus Obermayer. Risk-sensitive reinforcement learning. *Neural computation*, 26(7):1298–1328, 2014.
- Nicolas Galichet, Michele Sebag, and Olivier Teytaud. Exploration vs exploitation vs safety: Risk-aware multi-armed bandits. In *Asian Conference on Machine Learning*, pages 245–260. PMLR, 2013.
- Hans Föllmer, Alexander Schied, and Terry J Lyons. Stochastic finance. an introduction in discrete time. *The Mathematical Intelligencer*, 26(4):67–68, 2004.
- Philippe Artzner, Freddy Delbaen, Jean-Marc Eber, and David Heath. Coherent measures of risk. *Mathematical finance*, 9(3):203–228, 1999.
- R Tyrrell Rockafellar, Stanislav Uryasev, et al. Optimization of conditional value-at-risk. *Journal of risk*, 2:21–42, 2000.
- Hans Föllmer and Alexander Schied. Convex measures of risk and trading constraints. *Finance and stochastics*, 6(4):429–447, 2002.
- Alexander Shapiro, Darinka Dentcheva, and Andrzej Ruszczyński. *Lectures on stochastic programming: modeling and theory*. SIAM, 2014.
- Richard S Sutton, David A McAllester, Satinder P Singh, and Yishay Mansour. Policy gradient methods for reinforcement learning with function approximation. In *Advances in neural information processing systems*, pages 1057–1063, 2000.
- Paul Milgrom and Ilya Segal. Envelope theorems for arbitrary choice sets. *Econometrica*, 70(2):583–601, 2002.
- Vijay R Konda and John N Tsitsiklis. Actor-critic algorithms. In *Advances in neural information processing systems*, pages 1008–1014. Citeseer, 2000.
- Ivo Grondman, Lucian Busoniu, Gabriel AD Lopes, and Robert Babuska. A survey of actor-critic reinforcement learning: Standard and natural policy gradients. *IEEE Transactions on Systems, Man, and Cybernetics, Part C (Applications and Reviews)*, 42(6):1291–1307, 2012.
- Yann LeCun, Yoshua Bengio, and Geoffrey Hinton. Deep learning. *nature*, 521(7553):436–444, 2015.
- David Silver, Aja Huang, Chris J Maddison, Arthur Guez, Laurent Sifre, George Van Den Driessche, Julian Schrittwieser, Ioannis Antonoglou, Veda Panneershelvam, Marc Lanctot, et al. Mastering the game of go with deep neural networks and tree search. *nature*, 529(7587):484–489, 2016.
- Ian Goodfellow, Yoshua Bengio, Aaron Courville, and Yoshua Bengio. *Deep learning*, volume 1. MIT press Cambridge, 2016.
- Ali Al-Aradi, Adolfo Correia, Danilo Naiff, Gabriel Jardim, and Yuri Saporito. Solving nonlinear and high-dimensional partial differential equations via deep learning. *arXiv preprint arXiv:1811.08782*, 2018.
- Ruimeng Hu. Deep fictitious play for stochastic differential games. *arXiv preprint arXiv:1903.09376*, 2019.
- Philippe Casgrain, Brian Ning, and Sebastian Jaimungal. Deep q-learning for nash equilibria: Nash-dqn. *arXiv preprint arXiv:1904.10554*, 2019.
- Blanka Horvath, Aitor Muguruza, and Mehdi Tomas. Deep learning volatility: a deep neural network perspective on pricing and calibration in (rough) volatility models. *Quantitative Finance*, 21(1):11–27, 2021.
- Steven Campbell, Yichao Chen, Arvind Shrivats, and Sebastian Jaimungal. Deep learning for principal-agent mean field games. *arXiv preprint arXiv:2110.01127*, 2021.
- René Carmona and Mathieu Laurière. Deep learning for mean field games and mean field control with applications to finance. *arXiv preprint arXiv:2107.04568*, 2021.
- Diederik P Kingma and Jimmy Ba. Adam: A method for stochastic optimization. *arXiv preprint arXiv:1412.6980*, 2014.

- George Cybenko. Approximation by superpositions of a sigmoidal function. *Mathematics of control, signals and systems*, 2(4):303–314, 1989.
- Kurt Hornik. Approximation capabilities of multilayer feedforward networks. *Neural networks*, 4(2):251–257, 1991.
- Moshe Leshno, Vladimir Ya Lin, Allan Pinkus, and Shimon Schocken. Multilayer feedforward networks with a nonpolynomial activation function can approximate any function. *Neural networks*, 6(6):861–867, 1993.
- Allan Pinkus. Approximation theory of the mlp model in neural networks. *Acta numerica*, 8:143–195, 1999.
- Alekh Agarwal, Sham M Kakade, Jason D Lee, and Gaurav Mahajan. On the theory of policy gradient methods: Optimality, approximation, and distribution shift. *Journal of Machine Learning Research*, 22(98):1–76, 2021.
- Audrey Huang, Liu Leqi, Zachary C Lipton, and Kamyar Azizzadenesheli. On the convergence and optimality of policy gradient for markov coherent risk. *arXiv preprint arXiv:2103.02827*, 2021.

## A Implementation

In this section, we expand on the experimental setup by giving additional details on the implementation of algorithms given in Section 6. All the code written in Python is available at <https://github.com/acoache/RL-DynamicConvexRisk>.

The structure of the Python files is similar between all sets of experiments. The `envs.py` file contains the environment class for RL problem, as well as functions to interact with it. It has both the PyTorch and NumPy versions of the simulation engine. Models are regrouped under the `models.py` file with classes to build ANN structures using the PyTorch library. The `risk_measure.py` file has the class that creates an instance of a risk measure, with functions to compute the risk and calculate the gradient. Risk measures currently implemented are the expectation, the CVaR, the penalized CVaR, the mean-semideviation and a linear combination between the mean and CVaR. There is also a `utils.py` file which contains some useful functions and variables, such as a function to create new directories and colors for the visualizations.

The whole algorithm is wrapped into a single class named `ActorCriticPG`, where input arguments specify which problem the agent faces. The user needs to give an environment, a (convex) risk measure, as well as two neural network structures that play the role of the value function and agent’s policy. Each instance of that class has functions to select actions from the policy, whether at random or using the best behavior found thus far, and give the set of invalid actions. There is also a function to simulate (outer) episodes and (inner) transitions using the simulation upon simulation approach discussed in Section 6. Algorithm 2 is wrapped in a function which takes as inputs the mini-batch size  $B$ , number of epochs  $K$  and characteristics of the value function neural network structure, such as the learning rate and the number of hidden nodes. Similarly, another function implements Algorithm 3 and takes as inputs the mini-batch size  $B$  and number of epochs  $K$ .

The `main.py` file contains the program to run the training phase. The first part concerns the importation of libraries and initialization of all parameters, either for the environment, neural networks or risk measure. Some notable parameters that need to be specified by the user are the numbers of epochs, learning rates, size of the neural networks and number of episodes/transitions among others. The next section is the training phase and its skeleton is given in Algorithm 1. It uses mostly functions from the `actor_critic.py` file. Finally, the models for the policy and value function are saved in a folder, along with diagnostic plots.

This `main_plot.py` file contains the program to run the testing phase. The first part concerns the importation of libraries and initialization of all parameters. Note that parameters must be identical to the ones used in `main.py`. The next section evaluates the policy found by the algorithm. It runs several simulations using the best behavior found by the actor-critic algorithm. Finally it outputs graphics to assess the performance of the procedure, such as the preferred action in any possible state and the estimated distribution of the cost when following the best policy.

In our experiments presented in Subsections 7.1 and 7.2, the value function  $V^\phi$  has a learning rate of the order of  $1 \times 10^{-3}$  and five layers of 16 hidden nodes. The policy  $\pi^\theta$  has a lower learning rate of approximately  $5 \times 10^{-4}$  and its ANN is composed of five layers with 16 hidden nodes. Both  $V^\phi$  and  $\pi^\theta$  are updated with mini batches of 300 (outer) episodes and 2, 500 (inner) transitions during the training phase.<sup>6</sup>

<sup>6</sup>Hyperparameters depend on the specific experiment and are chosen to accelerate the learning procedure.