

Automatic Meta-Path Discovery for Effective Graph-Based Recommendation

Wentao Ning^{‡§}, Reynold Cheng[‡], Jiajun Shen[†], Nur Al Hasan Haldar^{*}, Ben Kao[‡], Xiao Yan[§], Nan Huo[‡], Tian Li[†], Wai Kit Lam[†], Bo Tang[§]

[‡]Department of Computer Science, The University of Hong Kong

[§]Department of Computer Science and Engineering, Southern University of Science and Technology

[†]TCL Research, ^{*}The University of Western Australia

{nwt9981, huonan}@connect.hku.hk, {ckcheng, kao}@cs.hku.hk

{yanx, tangb3}@sustech.edu.cn, nur.haldar@uwa.edu.au

ABSTRACT

Heterogeneous Information Networks (HINs) are labeled graphs that depict relationships among different types of entities (e.g., users, movies and directors). For HINs, *meta-path-based recommenders* (MPRs) utilize meta-paths (i.e., abstract paths consisting of node and link types) to predict user preference, and have attracted a lot of attention due to their explainability and performance. We observe that the performance of MPRs is highly sensitive to the meta-paths they use, but existing works manually select the meta-paths from many possible ones. Thus, to discover effective meta-paths automatically, we propose the *Reinforcement learning-based Meta-path Selection* (RMS) framework. Specifically, we define a vector encoding for meta-paths and design a policy network to extend meta-paths. The policy network is trained based on the results of downstream recommendation tasks and an early stopping approximation strategy is proposed to speed up training. RMS is a general model, and it can work with all existing MPRs. We also propose a new MPR called RMS-HRec, which uses an attention mechanism to aggregate information from the meta-paths. We conduct extensive experiments on real datasets. Compared with the manually selected meta-paths, the meta-paths identified by RMS consistently improve recommendation quality. Moreover, RMS-HRec outperforms state-of-the-art recommender systems by an average of 7% in hit ratio. The codes and datasets are available on <https://github.com/Stevenn9981/RMS-HRec>.

KEYWORDS

recommender system, reinforcement learning, meta-path, graph neural network.

ACM Reference Format:

Wentao Ning^{‡§}, Reynold Cheng[‡], Jiajun Shen[†], Nur Al Hasan Haldar^{*}, Ben Kao[‡], Xiao Yan[§], Nan Huo[‡], Tian Li[†], Wai Kit Lam[†], Bo Tang[§]. 2022. Automatic Meta-Path Discovery for Effective Graph-Based Recommendation. In *Proceedings of The 31st ACM International Conference on Information and Knowledge Management (CIKM'22)*, October 17-22, 2022, Atlanta, Georgia.

Permission to make digital or hard copies of all or part of this work for personal or classroom use is granted without fee provided that copies are not made or distributed for profit or commercial advantage and that copies bear this notice and the full citation on the first page. Copyrights for components of this work owned by others than ACM must be honored. Abstracting with credit is permitted. To copy otherwise, or republish, to post on servers or to redistribute to lists, requires prior specific permission and/or a fee. Request permissions from permissions.acm.org.

CIKM '22, October 17-22, 2022, Atlanta, Georgia, USA

© 2022 Association for Computing Machinery.

ACM ISBN 978-1-4503-XXXX-X/18/06...\$15.00

<https://doi.org/10.1145/1122445.1122456>

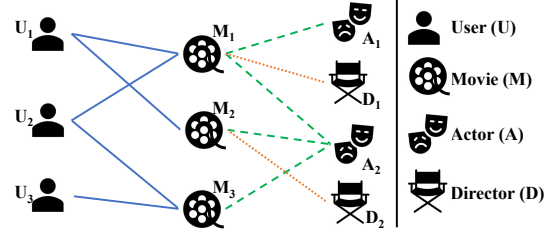


Figure 1: An example of a movie HIN. It contains four node types (i.e., user, movie, actor, and director) and three relationship types (i.e., watched, acted, directed) among the nodes.

USA. ACM, New York, NY, USA, 10 pages. <https://doi.org/10.1145/1122445.1122456>

1 INTRODUCTION

A Heterogeneous Information Network (HIN) [16, 18, 40, 49] consists of multiple types of entities and links (or relations), and Figure 1 illustrates an example of movie HINs. Due to its ability to model the complex interactions among different entities, HINs are widely used in fields such as natural language processing [39, 52], community detection [6, 36], and bioinformatics [24, 51]. HINs have also been used to support recommender systems. HINs provide more information than user-item interaction logs commonly utilized by recommenders, and have attracted plenty of attention recently [1, 4, 20].

Meta-path, which consists of a sequence of relations between different node types [33], is often utilized to extract information from HINs for recommendation. For example, in Figure 1, *Movie* \rightarrow *Actor* \rightarrow *Movie* (abbreviated as *MAM*) is a meta-path and can be adopted to find movies having the same actor. A few *meta-path*-based recommenders (MPRs) have been proposed in recent years [11, 20, 46]. For example, HERec [31] collects random walk samples according to meta-paths to train user and item embeddings. MCRec [14] utilizes a convolutional layer to train meta-path representations based on their sampled path instances. MEIRec [5] utilizes meta-paths to select related node neighbors and fuses information from them to obtain node embeddings. These MPRs achieved better performance compared with existing recommenders, and are favored as they *can also provide the explainability* [7, 8, 17, 34] to the recommendation results. For example, MCRec [14] learns the weights of meta-paths for each user-item pair, if the weight of

Set ID	Input meta-path set	HR@1	Improv.
1	UUU, BUB	0.0413	17.7%
2	UBU, BUB	0.0486	

Table 1: Recommendation quality based on different meta-path sets on Yelp. Here, ‘U’ represents ‘User’, ‘B’ means ‘Business’, and ‘HR@1’ is a recommendation quality metric.

meta-path *UMAM* (refer to Figure 1) is the largest among all the meta-paths for a user-item pair in the recommendation results, the reason that the specific movie is recommended to the user is more likely because he has ever seen many movies starring an actor who also stars in this movie.

Existing MPRs require a set of meta-paths as input. Our experiments reveal that the performance of MPRs is highly sensitive to the choice of meta-paths. For example, on the Yelp dataset (Section 5), the use of different meta-path sets can result in a significant performance difference in recommendation. For example, Table 1 shows that meta-path set 2 yields a recommendation quality gain of 17.7% over meta-paths set 1.

Although using the right set of meta-paths is crucial to the performance of MPRs, the issues of finding an effective meta-path set for recommendation have not been well addressed in the literature. Existing MPR works often claim that domain experts’ knowledge can be used to obtain meta-paths. The fact is that selecting correct meta-paths for recommendation is very challenging. First, due to the complexity of an HIN, the search for the optimal meta-paths is highly expensive – the complexity of finding m length- l meta-paths for n node types is exponential (i.e., $O(n^{lm})$). Second, our experiments show that for a given HIN, the best meta-path set varies across different MPRs; a meta-path set that is the best for an MPR may not work well for another MPR. Third, the structures of the meta-paths required by different MPRs can vary. While some recommendation models need meta-paths that start with a user type and end with an item type [5, 14], others need meta-paths that both start and end with a user or item type [9, 31]. These observations call for better methods for discovering meta-paths automatically.

To address these issues, we propose a model-independent Reinforcement learning (RL)-based Meta-path Selection (RMS) framework to figure out the meaningful meta-paths for recommendation and it is the first framework that can be directly applied to existing MPRs. We train a policy network (agent) to automatically generate a relation to extend the current meta-path set to take the place of the human intervention in the designing of meta-path sets and use the encoding of the current meta-path set as input. We optimize the meta-path selection policy network by exploiting the performance gain of the newly generated meta-path set from the downstream recommender. In addition, to incorporate the *meta-path* selection in the recommendation tasks, we also propose a new MPR dubbed HRec and obtain an advanced algorithm RMS-HRec by integrating HRec with RMS. HRec generates user/item meta-path subgraphs via the generated meta-paths and then obtains the embeddings via a graph attention network. Then another attention mechanism is utilized to fuse the user/item embeddings from each meta-path.

Specifically, the above-mentioned procedures are non-trivial due to the following challenges. 1) It is arduous to get the performance gain of each meta-path set from a large number of possible meta-path sets because it will result in a considerable time consumption

to train the RL model. 2) The huge training time and memory consumption of HRec make direct training impossible on the real-world graphs. To deal with these challenges, inspired by the hyperparameter optimization techniques [3, 25, 32], we propose an early stopping approximation technique, namely testing meta-path sets on lightly trained models, to ease the training time burden (Challenge 1, details in Section 3.3). Additionally, we also propose some strategies to control the density of generated meta-path subgraphs to avoid large GPU memory usage for more effective training of HRec (Challenge 2, details in Section 4). Our experiments show the meta-path set selected by RMS can improve accuracy by more than 20% in some cases compared to other strategies, and RMS can find some meta-paths that are effective but not obvious. Also, RMS-HRec performs better than other state-of-the-art recommenders within a comparable training overhead.

The main contributions of this work are as below:

- We propose a model-independent meta-path selection framework RMS, which can be plugged into any meta-path-based recommendation model, and an early stopping strategy to make the training more efficient.
- Equipped with RMS, we develop a new meta-path-based recommender RMS-HRec and design training strategies to make the training process more efficient and scalable.
- We conduct extensive experiments to evaluate RMS and RMS-HRec. Experimental results demonstrate the performance of a recommender is very sensitive to the input meta-paths and our proposed models can discover important meta-paths that are easily neglected during manual designing.

The rest of the paper is organized as follows. Section 2 gives some basic definitions. Section 3 elaborates our meta-path selection framework RMS and Section 4 illustrates our proposed recommender HRec. Section 5 proves the effectiveness of our methods by extensive experiments. Section 6 describes the related work. Section 7 draws a conclusion.

2 PRELIMINARY

In this section, we introduce some necessary definitions [33, 45].

Definition 2.1. (Heterogeneous Information Network) A Heterogeneous Information Network (HIN) is a graph, denoted as $\mathcal{G} = (\mathcal{V}, \mathcal{E}, \mathcal{N}, \mathcal{R})$, with multiple types of nodes and edges. \mathcal{V} represents the node set, which is associated with a node type mapping function $\zeta : \mathcal{V} \rightarrow \mathcal{N}$, where \mathcal{N} is the node type set. \mathcal{E} denotes the edge set, which is also associated with an edge type mapping function $\psi : \mathcal{E} \rightarrow \mathcal{R}$, where \mathcal{R} denotes the relation type set.

Example: Figure 1 shows an example of HIN, which consists of four types of nodes (i.e., $\mathcal{N} = \{\text{user, movie, actor, director}\}$) and three types of relations/edges (i.e., $\mathcal{R} = \{\text{watch/watched, act/acted, direct/directed}\}$).

Definition 2.2. (Meta-path) Given an HIN \mathcal{G} , a meta-path \mathcal{M} is a sequence of node types in the form of $n_1 \rightarrow n_2 \rightarrow \dots \rightarrow n_l$ (abbreviated as $n_1 n_2 \dots n_l$), where $n_j \in \mathcal{N}$ denotes the node type.

Example: *User* \rightarrow *Movie* \rightarrow *Actor* \rightarrow *Movie* (abbreviated as *UMAM*) is a meta-path in Figure 1.

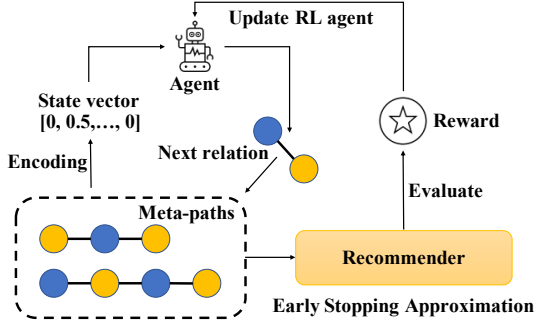


Figure 2: An overview of RMS framework. RMS uses an agent (a policy network) to generate new meta-path sets based on the encoding of the current meta-path set. Then the downstream recommender uses the newly generated meta-path set as input and its performance gain is used to update the agent. For the recommender, it can be any meta-path-based model. We also propose an early stopping approximation technique to speed up the training process.

Definition 2.3. (Meta-path Instances) Given an HIN \mathcal{G} and a meta-path \mathcal{M} , a meta-path instance $I_i^{\mathcal{M}}$ is defined as a node sequence in \mathcal{G} following the meta-path \mathcal{M} .

Example: Suppose meta-path $\mathcal{M} = \text{UMAM}$ and \mathcal{G} is the HIN shown in Figure 1, then one meta-path instance $I_i^{\mathcal{M}}$ in \mathcal{G} can be $U_1M_1A_2M_3$.

Definition 2.4. (Meta-path Neighbors) Given an HIN \mathcal{G} and a meta-path \mathcal{M} , the meta-path neighbors of node n are a set of nodes $N_n^{\mathcal{M}}$ in \mathcal{G} which is connected to n via the meta-path \mathcal{M} .

Example: As shown in Figure 1, suppose meta-path $\mathcal{M} = \text{MAM}$, then node M_1 's meta-path neighbors $N_{M_1}^{\mathcal{M}} = \{M_2, M_3\}$.

3 RMS FOR META-PATH SELECTION

In this section, we first discuss the overview workflow of RMS, then we elaborate on the core components of our RMS model in detail. In the end, we illustrate how we train the model and describe our proposed strategy, which is used to speed up the training process.

3.1 Overview

We propose an RL-based framework RMS to select *meta-paths* for the MPRs. The overview of RMS is shown in Figure 2. The RL agent is a policy network that aims to investigate high-quality meta-paths. It takes the encoding of the current meta-path set as input and predicts the next relation to extend the current meta-path set. The reward will be the performance gain of the downstream recommender after using the new meta-path set and used to update the agent. Note that we also propose an early stopping approximation technique that makes the training process much more efficient.

3.2 Main Components of RMS

Reinforcement Learning (RL) follows a Markov Decision Process (MDP) [35] formulation, which contains a set of states \mathcal{S} , a set of actions \mathcal{A} , a decision policy \mathcal{P} , and a reward function \mathcal{R} . To

maximize the cumulative rewards, the agent learns to consider actions based on the current state in the environment derived from an HIN. We design the key components of RMS and formalize it with the tuple $(\mathcal{S}, \mathcal{A}, \mathcal{P}, \mathcal{R})$. The procedure is formulated as below:

State (\mathcal{S}): It is important to store the structural information of current meta-paths to guarantee an agent can take an effective action based on the current state. We assign an ID to each relation type on an HIN (from 1 to n , where n is the number of relation types). We encode each meta-path with a vector of length n , and each entity is the number of the corresponding relation type in this meta-path. It can make sure all the encodings have the same length. For instance, if there are 6 types of relations on an HIN¹, we will assign the relation type IDs to 1...6. If the ID representation of a meta-path ϕ is [2, 6, 6, 4], then its encoding E_ϕ will be (0, 1, 0, 1, 0, 2).

The state s_i at step i is represented by the embedding of the meta-path set Φ_i at step i . To embed a meta-path set, we add up all of the encodings of meta-paths in the meta-path set and apply an L2 normalization as below:

$$s_i = \text{Normalize}(\sum_{\phi \in \Phi_i} E_\phi),$$

where Φ_i denotes the meta-path set at step i , E_ϕ represents the encoding of meta-path ϕ . This encoding method can reflect the weights of each relation in a meta-path set effectively.

Note that different algorithms may require different meta-path forms. Some models may need the meta-paths starting and ending with a user or item node type. Then, we use $\{User - Item - User\}$ or $\{Item - User - Item\}$ as the initial meta-path set. If the algorithms require the meta-paths that strictly start with a user type node and end with an item type node, then we set $\{User - Item\}$ as the initial meta-path set. The initial meta-path set contains only one meta-path that directly connects users/items and reflects the user-item interactions since it is crucial for recommendation.

Action (\mathcal{A}): The action space \mathcal{A}_{s_i} for a state s_i is all the relations (r_1, r_2, \dots) that appear on an HIN, with a special action $STOP(r_0)$. At each step, the policy network will predict an action to extend the current meta-path set to yield a higher reward. Here, if the policy network selects the action $STOP$ or the current step exceeds the maximal step limit I , the meta-paths will not be extended.

If the predicted action is a relation on the HIN, we concatenate it with a complementary relation to make it a symmetric meta-path. This is done to ensure that the extended meta-paths will also start and end with a user/item. Then we try to extend all the current meta-paths with this symmetric meta-path and also insert this symmetric meta-path into the current meta-path set. Note that the previous meta-paths will also be copied and preserved in the meta-path set and will not be removed to make sure important information will not be overlooked.

For instance, if we want a meta-path set that starts and ends with a user type node, in a movie HIN (see Figure 1), the current set is $\{U - M - U\}$ and the predicted action (relation) is $M - A$, then we will auto-complete it with the relation $A - M$ and it will become $M - A - M$. Then we traverse each meta-path in the current meta-path set to find the first positions where we can insert this relation into each meta-path. The meta-path set at the next step

¹Note that relations with opposite head and tail nodes should be treated as two different relations, e.g. $U - M$ and $M - U$ are two different relation types.

will be $\{U - M - U, U - M - A - M - U\}$. However, $M - A - M$ does not start with a user type, so it will not be added to the meta-path set. This strategy ensures the generated meta-paths meet the requirements of the recommender.

Policy (\mathcal{P}): The decision policy \mathcal{P} , is a state transition function that searches for the effective action based on the current state. The goal of \mathcal{P} is to train a policy that tries to maximize the discounted cumulative reward $R = \sum_{i=i_0}^I \gamma^{i-i_0} r_i$, where I is the maximal step limit and γ is a real number between 0 and 1. γ is acted as a discount factor to make the far-future reward less important than a near-future reward.

Reward (\mathcal{R}): Reward (\mathcal{R}) evaluates the decision made by the policy network to help the agent for better performance. Here, if the agent chooses *STOP*, the reward will be 0, if the agent chooses any relation which will not change the meta-path set, to punish this situation, the reward will be -1. Otherwise, we define the reward as the improvement of the performance. The formulation of reward can be represented as follows:

$$R(s_i, a_i) = N(s_i, a_i) - N(s_{i-1}, a_{i-1}),$$

where $N(s_i, a_i)$ is the performance of recommendation task at step i . Here, we adopt the NDCG@10 as the performance metric, but other metrics could also be used. After the policy network predicts the relation, we extend the current meta-path set and put them as the input of the downstream recommender. Then we train the recommender slightly using our proposed early stopping approximation technique (details in Section 3.3) and evaluate the model on the validation set to get the performance, then the reward is calculated to update the policy network.

3.3 Model Training and Optimization

Early Stopping Approximation. For each meta-path set, if we train the recommender to convergence and then test the model to calculate rewards, the whole training time of the RL agent will be extremely long. Fortunately, inspired by the hyperparameter optimization techniques [3, 25, 32], we find the performance of a model after training several epochs is highly correlated to the performance when the model converges, which means we can compare the quality of different meta-path sets on the lightly trained models. When we train the RL agent, we only lightly train the recommender and then evaluate the quality of generated meta-path sets. This strategy reduces the training time by more than **100 times**. However, we admit the correlation between lightly trained model performance and final model performance is not impeccable, it does have an accuracy penalty and the selected meta-paths are not necessarily optimal, but our experiments show that it is still very effective and can find high-quality meta-paths.

Training and Inference. The whole procedure of training can be reviewed in Figure 2. The main steps are: i) get the current state based on the current meta-path set; ii) generate the next action (relation) based on the current state; iii) extend the current meta-path set and get the next state; iv) put the new meta-path set into the recommender and get the reward to update the RL agent. During the inference process, we start with the initial meta-path set and let the fully-trained RL agent generate relations and extend this set until the RL agent outputs the *STOP* action or the current step exceeds the maximal step limit I .

Optimization. In our problem, States (\mathcal{S}) are in a continuous space, and Actions (\mathcal{A}) are in a discrete space. Therefore, we follow the steps of Deep Q-Network [28] (DQN), a typical RL algorithm, although it can be substituted with other RL algorithms. Suppose that we have a policy network Q which is used to evaluate an action on a state: $\mathcal{S} \times \mathcal{A} \rightarrow \mathbb{R}$. We can directly construct a policy π that maximizes the reward:

$$\pi(s) = \underset{a}{\operatorname{argmax}} Q(s, a).$$

The Bellman equation [28] is used to update Q as follows,

$$Q(s_i, a_i) = R(s_i, a_i) + \gamma Q(s_{i+1}, \pi(s_{i+1})),$$

where s_{i+1} is the next state and a_{i+1} is the next action. In our algorithm, we utilize multi-layer perceptron (MLP) as the policy network Q since it can approximate any function.

While training the agent, we first calculate the temporal difference error δ as below:

$$\delta = Q(s, a) - \left(r + \gamma \max_a Q(s', a) \right).$$

In order to minimize the error δ , we use Huber loss [19] function as shown below:

$$\mathcal{L} = \frac{1}{|B|} \sum_{(s, a, s', r) \in B} \mathcal{L}(\delta),$$

where $\mathcal{L}(\delta) = \begin{cases} \frac{1}{2} \delta^2 & |\delta| \leq 1 \\ |\delta| - \frac{1}{2} & \text{otherwise} \end{cases}$ and B is randomly sampled history data.

4 OUR RECOMMENDER

Figure 3 shows the architecture of our recommender HRec, containing two attention layers that learn the importance of different node neighbors and the different meta-paths, respectively. Here, we require a set of user meta-paths and a set of item meta-paths as input. User (Item) meta-paths means the meta-paths that start and end with a user (item) type node.

First, we will generate a meta-path reachable subgraph for each meta-path. The user (item) meta-path subgraphs will contain only user (item) type nodes, and the nodes are connected if they are meta-path neighbors. Then we perform a GAT [37] layer to each subgraph to get the inter-meta-path information. The GAT [37] layer can learn to differentiate the importance of different meta-path neighbors and aggregate the weighted information from them. Then the aggregated embeddings will be put into the next attention layer.

Since different meta-paths may play a different role in a recommendation task, we also adopt an attention mechanism to learn to assign the weight for different meta-paths and fuse the embeddings from each meta-path to get better node representations. Suppose that we have X meta-paths $\{\phi_1, \dots, \phi_X\}$. After GAT layers, we get X groups of node embeddings denoted as $\{H_1, \dots, H_X\}$. To get the importance of each meta-path, we transform the embeddings via a multi-layer perceptron (MLP) and multiply with a query vector \vec{q}_ϕ^T . Then get the average of all the meta-path-specific node embeddings.

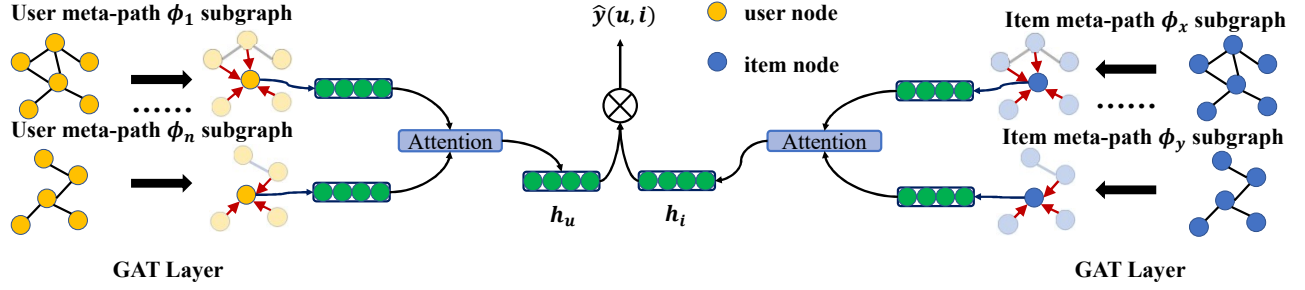


Figure 3: An overview of HRec. We generate a homogeneous meta-path subgraph for each meta-path based on meta-path connectivity, then a GAT layer [37] is used in each subgraph to learn the node embeddings by aggregating the neighbors' embedding. After that, another attention mechanism is proposed to fuse the embeddings from each meta-path to get a better representation of nodes. In the end, we calculate the recommendation scores and train the model.

The equation is shown as follows:

$$w^{\phi_x} = \frac{1}{|\mathcal{V}_x|} \sum_{i \in \mathcal{V}_x} \tilde{q}_{\phi_x}^T \cdot \sigma(MLP(h_i^{\phi_x})), h_i^{\phi_x} \in H_x.$$

$$\beta^{\phi_x} = \frac{\exp(w^{\phi_x})}{\sum_{x=1}^X \exp(w^{\phi_x})}.$$

Here, β^{ϕ_x} denotes the normalized importance of meta-path ϕ_x . σ is the activation function and \mathcal{V}_x is the node set of meta-path ϕ_x . Lastly, we aggregate the embeddings from each meta-path to get the final node embeddings H according to their weights by:

$$H = \sum_{x=1}^X \beta^{\phi_x} \cdot H_x.$$

Recommendation. After we get the neighbor-aggregated embeddings for users and items, we calculate the inner product of them to predict the scores that how much an item matches a user:

$$\hat{y}(u, i) = h_u^T h_i.$$

To train our recommendation model, we adopt BPR loss [29], which makes the scores of observed user-item iterations larger than the scores of unobserved interactions:

$$\mathcal{L}_{rec} = \sum_{(u, i, j) \in \mathcal{O}} -\ln \sigma(\hat{y}(u, i) - \hat{y}(u, j)),$$

where $\mathcal{O} = \{(u, i, j) \mid (u, i) \in \mathcal{R}^+, (u, j) \in \mathcal{R}^-\}$ denotes the training set. \mathcal{R}^+ means the positive (interacted) user-item pairs and \mathcal{R}^- denotes the negative (un-interacted) user-item pairs, $\sigma(\cdot)$ represents the sigmoid function. For the training steps, we adopt the embeddings learned by Matrix Factorization (MF) [29] as the initial embeddings of user and item nodes.

Training strategies. As mentioned above, HRec leverages a graph neural network to learn the representations of users and items. Nevertheless, graphs in recommender systems are often large-scale, incurring huge memory consumption and computation burden during message passing for graph neural networks, which makes it impossible to be applied to recommender systems directly when the given graph is huge. Therefore, we design two strategies to improve the efficiency and effectiveness of the model.

	Yelp	Douban Movie	TCL
#Nodes	31,092	37,595	122,284
#Edges	976,276	3,429,882	1,084,154
#Relations	10	12	16

Table 2: Statistics of the datasets

- (1) In the real world, a graph is often scale-free, and some nodes on an HIN may have too many meta-path neighbors, resulting in a huge time and memory cost. In most cases, it will encounter an out-of-memory error. Therefore, we employ the Neighbor Sampling (NS) technique, which will randomly sample a subset of meta-path neighbors to perform message passing each time. This technique allows us to avoid running out of memory and save a lot of time.
- (2) Meta-path is an effective tool to select semantic-related nodes. However, if a node is connected to too many nodes in the graph via a meta-path, then this meta-path should be ineffective because it cannot distinguish which nodes are highly related to a particular node. Therefore, for each meta-path, we will limit the density of the generated subgraph. We will discard the meta-path whose generated subgraph's density is larger than a given threshold t ($0 < t < 1$). This strategy further helps us filter out low-quality meta-paths.

Integrated with RMS. According to the discussion above, HRec needs a set of user meta-paths and a set of item meta-paths as input. To cooperate with RMS, we train two RL agents to get the user meta-path set and item meta-path set separately. When we train the agent for the user meta-path set, we fix the item meta-path set as the initial set and vice versa. The RL agent will be updated by the feedback from the recommender.

5 EXPERIMENTS

We conduct experiments to answer these research questions.

- **RQ1:** How does RMS perform compared to other meta-path selection strategies?
- **RQ2:** How does the RMS-explored meta-path set perform compared to other meta-path sets?
- **RQ3:** How does RMS-HRec perform compared to other state-of-the-art recommendation models?

5.1 Experiment Settings

5.1.1 Datasets. We conduct our experiments on two commonly used public datasets **Yelp**² and **Douban Movie**³, and a private industry dataset from **TCL**⁴. The statistics and schema of the datasets are shown in Table 2 and Figure 4, respectively.

5.1.2 Experiments Methods and Metrics. To evaluate the performance of recommendation, we split the dataset into training, validating and testing set with 8:1:1 ratio. We adopt the leave-one-out evaluation [9, 10]. For each user, we will regard the interacted items as positive items and the remaining as negative items. We randomly select 499 negative samples for each positive item and rank the positive one among the total 500 items. Further, we adopt two common metrics [10, 42], *Hit Ratio at Rank k* (HR@k) and *Normalized Discounted Cumulative Gain at Rank k* (NDCG@k) to evaluate our proposed models.

5.1.3 Baseline Meta-path Selection Strategies. Since there exists no method that can derive different meta-paths for different MPRs, to demonstrate the effectiveness of RMS integration on MPRs, we design two baseline meta-path selection strategies based on random and greedy selection. We also select a meta-path discovery method in graph mining area.

- **Random:** We iteratively select a random meta-path set and perform training on the recommender using the selected meta-path set as input. We stop searching when the time limit is reached and select the meta-path set that achieves the best validation performance.
- **Greedy:** We initialize a meta-path set using the same process as in RMS, and in each iteration, we select a meta-path that achieves the best validation performance among the randomly picked meta-paths and add it to the meta-path set. Then train the recommender with the current meta-path set. Until the time limit is reached, we consider the final meta-path set as the current optimal meta-path set.
- **MPDRL** [38]: This is a meta-path discovery method based on the user-given node pairs in graph mining area which is proposed to gain insights from data.

We run all of the meta-path selection strategies within the same time limit to ensure fairness in the meta-path selection process. Note that we adopt the early stopping approximation strategy on the recommender when we train the RL agent, so the RL agent can explore sufficient possible meta-path sets. After the RL agent is well trained on the training set, we use the found meta-path set and train the recommender until the model converges. Finally, we test the recommender on the test dataset.

5.1.4 Baseline recommenders. Meta-path-based Recommenders. To demonstrate the easy adaptation of RMS to MPRs, we first apply RMS to our recommender HRec and further apply it to two other representative state-of-the-art MPRs including HRec [31] and MCRc [14]. They need different forms of meta-paths as input.

- **HRec** [31]: HRec needs two kinds of meta-path sets. One is the meta-paths start and end with a user type node and

the other is the meta-paths start and end with an item type node.

- **MCRc** [14]: MCRc needs only one kind of meta-path set. The meta-paths should start with a user type node and end with an item type node.

Non-meta-path-based Recommenders. In addition to the aforementioned baseline models, we present recommendation performance achieved by other state-of-the-art models that are not based on the meta-paths, e.g., Matrix Factorization (MF)-based models (BPR [29], NCF [13]), regularization-based models (CKE [49], CFKG [50]) and GNN-based models (GEMS [10], KGAT [42]).

5.1.5 Implementation details. We implement all the models using Pytorch and DGL⁵. Parameters are randomly initialized and the models are optimized by Adam [21]. For the recommendation part of RMS-HRec, we fix the embedding size to 64, the hidden layer size to 32, batch size to 90000. We set the threshold to 0.5, dropout ratio to 0.1 and learning rate to 0.01. For the DQN of RMS, we adopt the implementation in [48] and conduct a 3-layer MLP with (32, 64, 32) hidden units for Q function. The learning rate and memory buffer size are set to 0.001 and 10000, respectively. We also set the maximal step limit to 4 for RMS-HRec, 3 for HRec and 5 for MCRc. We run the baseline recommenders using the default settings in their released code and original reports.

5.2 Meta-path Selection Method Study (RQ1)

Effectiveness of RMS. We compare RMS with self-design baselines over three MPRs. Table 3 shows the experimental results, and some observations are given as follows:

- On all the datasets and models, RMS constantly outperforms random and greedy strategies on all metrics. This demonstrates that our method can find more effective meta-paths.
- For MCRc, the performance improvement is not as much as in HRec. We argue that the performance gain highly depends on the recommendation algorithms. Some models do not leverage meta-paths effectively so that their performance is not highly sensitive to the selected meta-paths.

We also test the performance of each meta-path selection strategy over different time limit. Due to the space limitation, we only show the results on our HRec model on Yelp and Douban Movie dataset in Figure 6. It shows that RMS outperforms the baseline strategy in all situations. When the time limit is large, the NDCG@10 remains the same for RMS. This is because we stop training when the validation accuracy is decreasing, and the training process has finished early even though a lenient time limit is given.

Efficiency of RMS. We also report the training time of each recommendation model on Yelp and Douban Movie datasets with (w.) or without (w.o.) RMS in Figure 5. We can find that even though using RMS takes an extra step to search meta-paths, the extra time is not very much.

A case study of early stopping approximation. During the training of RL model, for the efficiency purpose, we only train the recommender for a few epochs in our method, then evaluate the performance of the trained model on the small validation set. To prove this early stopping approximation approach is reasonable,

²<https://www.yelp.com/dataset/download>

³<https://movie.douban.com/>

⁴<https://www.tcl.com/>

⁵<http://dgl.ai/>

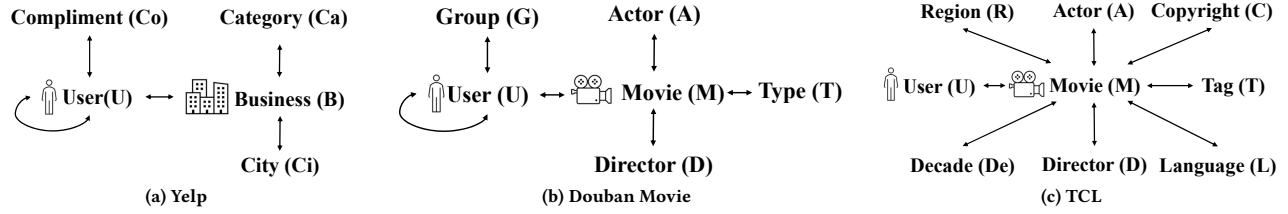


Figure 4: Graph schema of three datasets

		Yelp		Douban Movie		TCL	
Algorithm	Strategy	HR@3	NDCG@10	HR@3	NDCG@10	HR@3	NDCG@10
HRec	RMS	0.1484	0.1740	0.2131	0.2400	0.3079	0.3230
	Greedy	0.1381	0.1633	0.1800	0.2076	0.2895	0.3058
	Random	0.1181	0.1449	0.1946	0.2221	0.2875	0.3035
	MPDRL	0.1344	0.1589	0.1757	0.2041	0.2815	0.2993
HERec	RMS	0.0979	0.1215	0.1613	0.1984	0.2891	0.3082
	Greedy	0.0918	0.1166	0.1577	0.1960	0.2738	0.2920
	Random	0.0922	0.1167	0.1575	0.1945	0.2709	0.2878
	MPDRL	0.0915	0.1160	0.1570	0.1928	0.2713	0.2855
MCRec	RMS	0.1317	0.1540	0.1961	0.2236	0.1734	0.2075
	Greedy	0.1234	0.1504	0.1952	0.2204	0.1733	0.2070
	Random	0.1229	0.1451	0.1928	0.2193	0.1732	0.2066
	MPDRL	0.1223	0.1430	0.1919	0.2178	0.1694	0.2045

Table 3: Effect of different meta-path selection strategies

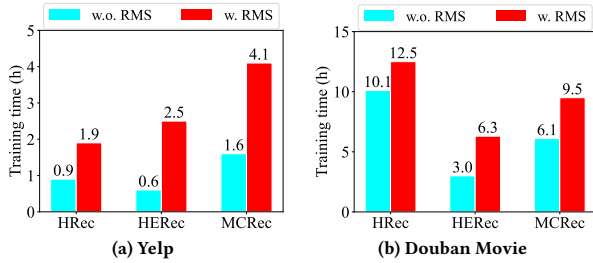


Figure 5: Training time of each model with or without RMS

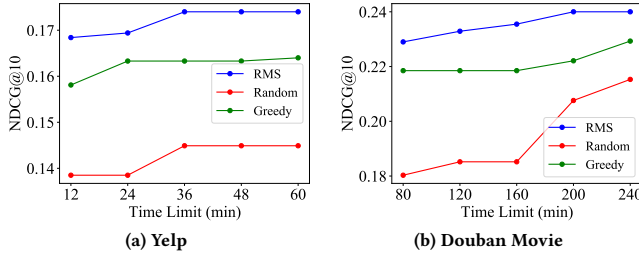


Figure 6: NDCG@10 of each meta-path selection strategy over different time limits on HRec model

we design an experiment on Yelp dataset. We manually designed four meta-path sets: (1) **Set1**: {UU, BCiB} (2) **Set2**: {UU, UBU, BCiB} (3) **Set3**: {UBU, BUB} (4) **Set4**: {UBU, BUB, BCiB, BCaB}.

We test each meta-path set on HRec on the validation set. As shown in Figure 7, we found that even though we lightly train the model (for one or a few epochs), the effectiveness of Set4 is

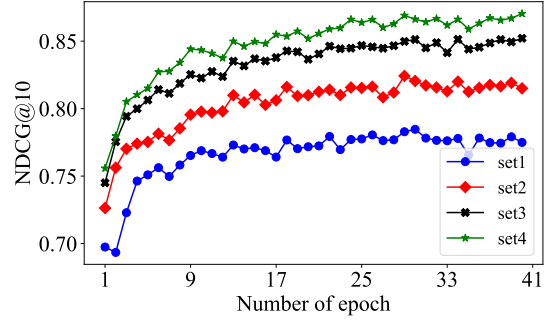


Figure 7: Case study for early stopping approximation: NDCG@10 of each epoch during training

the best, which is similar when the model converges. Though, we admit that this strategy may not guarantee the selected meta-paths are optimal, it greatly reduces the training time by more than **100 times** and can also get decent results.

5.3 Meta-path Sensitivity Analysis (RQ2)

To illustrate the influence of meta-paths on recommendation performance and to demonstrate the effectiveness of RMS, we run RMS-HRec on all datasets.

Adding/removing one meta-path. To test the meta-path sensitivity of RMS-HRec, we adopt a leave-one-out principle to check whether the performance changes if we remove/add one meta-path from/to the RMS-found meta-path set. Table 4 shows the performance of RMS-HRec, where '-' means remove a meta-path, '+' means add a meta-path. The findings on sensitivity analysis are listed below:

Yelp			Douban Movie			TCL		
Meta-path set	HR@3	NDCG@10	Meta-path set	HR@3	NDCG@10	Meta-path set	HR@3	NDCG@10
RMS	0.1484	0.1740	RMS	0.2131	0.2400	RMS	0.3079	0.3230
- UBUU	0.1441	0.1696	- MAM	0.2127	0.2381	-UMU	0.3057	0.3211
- BCaB	0.1425	0.167	- MDMAM	0.2104	0.2375	-MDM	0.3055	0.3213
- BCiB	0.1399	0.1657	- MAMAM	0.2103	0.2384	-MLM	0.3018	0.3185
- BUB	0.1352	0.1597	- MUM	0.2091	0.2360	-MLMDM	0.3012	0.3169
			- MUMDM	0.2083	0.2349	-UMDMU	0.2841	0.3005
			- MDM	0.2076	0.2357	-MUM	0.2800	0.2965
			- UMDMU	0.2075	0.2345	-MUMDM	0.2713	0.2884
			- UMU	0.2027	0.2308			
+ BUBCaB	0.1375	0.1636	+ UMAMU	0.2096	0.2358	+MTM	0.3060	0.3212
+ UBCiBU	0.1340	0.1602	+ UMUU	0.2064	0.2333	+MDMDM	0.3040	0.3200

Table 4: Effect of meta-path on RMS-HRec

	Yelp		Douban Movie		TCL	
	HR3	NDCG10	HR3	NDCG10	HR3	NDCG10
RMS	0.1484	0.1740	0.2131	0.2400	0.3079	0.3230
S1	0.1237	0.1514	0.1763	0.2015	0.2815	0.2993
S2	0.1420	0.1669	0.1987	0.2268	0.2995	0.3141
S3	0.1414	0.1696	0.1970	0.2255	0.3011	0.3178

Table 5: Performance of adding/removing more meta-paths

- When we add/remove any meta-path to/from the meta-path set found by RMS, the performance will decrease, which proves that our approach can figure out the high-quality meta-paths.
- Performance deteriorates differently when we remove different meta-paths, demonstrating that different meta-paths have different impacts on performance. When we add another meta-path, the performance also drops, indicating that using as many meta-paths as possible does not necessarily lead to performance gains. It also shows that manually finding the optimal meta-path set is challenging. The results also show that RMS can find some meta-paths that are effective but not obvious (e.g., MUMDM, UBUU).

Adding/removing more meta-paths. To explore the quality of other meta-path set. We also try to add/remove more meta-paths and test the performance. We just show some representative results⁶ in Table 5 due to the space limit. It is the performance of three handcrafted meta-path sets compared with the RMS-found set. These results show if we remove/add more meta-paths, the performance may be even worse. Compared with the manually created meta-path sets, RMS can also consistently improve the recommendation quality. Even compared with the meta-path set used in other paper (i.e., Yelp dataset S2 [31]), we can also get around 4.5% performance gain in terms of HR@3.

5.4 Recommendation Performance (RQ3)

Recommendation Effectiveness. Table 6 shows the overall performance of the algorithms in all datasets. For HERec and MCR

⁶For all datasets, S1 is the initial meta-path set that contain only two simplest meta-paths. S2 is a medium-size set and S3 is a large set. Here, Yelp S2 is also the handcrafting meta-path set used in [31]. For the other sets, we just randomly add or delete meta-paths from RMS-found set. We omit the specific meta-paths due to the space limit.

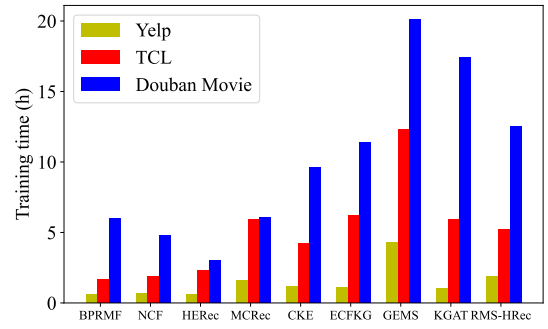


Figure 8: Training efficiency of each recommender

algorithm, instead of manually choosing a meta-path set, we use the best meta-path set found by RMS. The major observations are summarized as follows:

- Our method outperforms all the baselines for all metrics on all datasets. This shows that the choice of meta-paths plays an important role in recommendation on HINs and our method can effectively leverage the semantic and structural information of the HINs and perform recommendation.
- RMS-HRec outperforms two MF-based methods (BPR, NCF). This is because HINs have more entities besides users and items and contain more semantic information. RMS-HRec also has a better performance compared to two GNN-based methods (GEMS, KGAT) and two meta-path-based methods (HERec, MCR), this shows using meta-paths and combining with GNNs is a better way to leverage HINs.
- GEMS gets a bad performance in our experiments, this indicates it has limited power to leverage meta-structures to capture the complex collaborative signals. Furthermore, the colossal search space of GEMS leads to its inefficiency.

Model Efficiency. We report the training efficiency of RMS-HRec and all the baseline recommenders in Figure 8. Our method needs to search meta-paths first, which will take some time. However, we find the training efficiency of our method is similar as or faster than other GNN-based methods (GEMS, KGAT) and not much slower than other methods. Therefore, we think the trade-off between accuracy and efficiency is reasonable.

	Yelp			Douban Movie			TCL		
	HR@1	HR@3	NDCG@10	HR@1	HR@3	NDCG@10	HR@1	HR@3	NDCG@10
RMS-HRec	0.0648	0.1484	0.1740	0.0997	0.2131	0.2400	0.1654	0.3079	0.3230
BPR	0.0388	0.1025	0.1301	0.0529	0.1421	0.1768	0.1211	0.2704	0.2886
NCF	0.0514	0.1251	0.1522	0.0622	0.1605	0.1974	0.1279	0.2513	0.2673
CFKG	0.0572	0.1246	0.1477	0.0637	0.1650	0.2033	0.1602	0.2984	0.3145
CKE	0.0456	0.1092	0.1360	0.0612	0.1581	0.1947	0.1390	0.2818	0.3023
HERec	0.0548	0.1317	0.1540	0.0928	0.1961	0.2236	0.1484	0.2860	0.3055
MCRRec	0.0389	0.0979	0.1215	0.0594	0.1613	0.1984	0.0602	0.1708	0.2056
GEMS	0.0100	0.0294	0.0408	0.0262	0.0591	0.0740	0.0344	0.0701	0.0923
KGAT	0.0415	0.1151	0.1388	0.0644	0.1669	0.2042	0.1454	0.2990	0.3162

Table 6: Overall Performance comparison of RMS-HRec

6 RELATED WORK

Graph neural networks for recommendation. User-item interactions in the recommendation scenarios can be seen as a bipartite graph which is suitable for Graph Neural Network (GNN) models [15, 47]. Therefore, lots of recommendation models [2, 26, 41, 42, 44] involve GNN models, which can leverage both semantic information and connectivity information on an HIN for recommendation. Message passing is applied in these methods to propagate information to the neighbors of each node iteratively. For instance, LightGCN [12] performs GCN [22] on the user-item bipartite graph by removing all the non-linearity and feature transformations, KGAT [42] first constructs user-item interactions and item side information as a graph, then applies a graph attention network to generate user/item embeddings to perform recommendation.

Meta-path-based recommenders. Recently, Meta-paths are widely used in a large volume of HIN-based recommendation models [4, 43, 45]. The MPRs can be divided into two categories according to the requirement of the input meta-path form. The first category [5, 14] uses the meta-paths which start with the user type and end with the item type. This kind of algorithms can model the high-order connectivity and complex interactions between users and items. However, they rely on explicit path reachability and may not be reliable when path connections are sparse or noisy. For instance, MCRRec [14] samples some path instances for each meta-path and utilizes a convolutional neural network layer to get the meta-path representations, then adopt a co-attention mechanism to fuse the embeddings from different meta-paths. MEIRec [5] is an intent recommendation algorithm that will recommend queries to users. They utilize meta-paths to select related neighbors and obtain user and query embeddings by fusing the representations of these neighbors. The second category [9, 31] needs two kinds of meta-paths: 1) the meta-paths that start and end with a user type, and 2) the meta-paths that start and end with an item type. They can fully mine latent structure features of users and items and are more resistant to sparse and noisy data, but may include too much information that is not relevant to the recommendation. For example, HERec [31] extracts information from different node types via meta-path-based random walk and subsequently integrates it into a matrix factorization [23] model. PEAGNN [9] performs message passing through the given meta-paths, then aggregate the information from each meta-path to train the embeddings. However, all of these methods suppose that meta-paths are already given, which is not realistic in real applications.

Meta-path discovery on HINs. Some works [27, 30, 38] attempt to discover meaningful meta-paths on HINs. Meng et al. proposed FSPG [27] to retrieve meta-paths on the basis of node pairs provided by users. The meta-paths should connect these node pairs and they use a greedy algorithm to find related meta-paths iteratively. MPDRL [38] is also a method for meta-path discovery based on the user-given node pairs, which uses a reinforcement learning method and multi-hop reasoning techniques. Both of them are methods for meta-path discovery based on several user-given node pairs in data mining fields to gain insights from data rather than supporting existing MPRs. GEMS [10] adopts a genetic algorithm to find effective meta-structures (i.e., abstract graphs consisting of node and edge types) for recommendation and performs GCN [22] layers to fuse information from the found meta-structures. However, these meta-structures can only be used in their recommender since MPRs cannot handle meta-structures. Also, it is very time-consuming because of the colossal search space. RL-HGNN [53] proposes a reinforcement learning (RL)-based method to find a meta-path for each node to learn its effective representations. However, they focus on producing powerful node embedding for each node using a found meta-path and enhancing the GNN model, rather than generating a set of format-specified meta-paths to support meta-path-based recommendation algorithms. Besides, it is not easy to adapt RL-HGNN to our scenario since all of their RL components are designed for obtaining better node embeddings, and our designs are completely different from theirs. In addition, it is not clear how their method can be adapted to generate meta-paths with specific forms. According to the above discussion, even though some works are designed to find meta-paths, none of them can be directly adapted to benefit existing meta-path-based recommenders.

7 CONCLUSION

In this paper, we propose a reinforcement learning-based meta-path selection framework RMS to automatically find an effective meta-path set for recommendation. This allows recommender systems to better leverage information conveyed in meta-paths when making recommendations. Our experiments show that choices of meta-paths significantly affect the performance of meta-path-based recommenders and our proposed framework can effectively find high-quality meta-paths for any meta-path-based recommender. In addition, we design a new meta-path-based recommender, along with special training strategies, which better explore the potential of meta-paths and can achieve state-of-the-art performance.

REFERENCES

- [1] Q. Ai, V. Azizi, X. Chen, and Y. Zhang. Learning heterogeneous knowledge base embeddings for explainable recommendation. *Algorithms*, 11(9):137, 2018.
- [2] C. Chen, M. Zhang, W. Ma, Y. Liu, and S. Ma. Jointly non-sampling learning for knowledge graph enhanced recommendation. In *SIGIR*, pages 189–198. ACM, 2020.
- [3] T. Domhan, J. T. Springenberg, and F. Hutter. Speeding up automatic hyperparameter optimization of deep neural networks by extrapolation of learning curves. In *IJCAI*, pages 3460–3468. AAAI Press, 2015.
- [4] Y. Dong, N. V. Chawla, and A. Swami. metapath2vec: Scalable representation learning for heterogeneous networks. In *SIGKDD*, pages 135–144. ACM, 2017.
- [5] S. Fan, J. Zhu, X. Han, C. Shi, L. Hu, B. Ma, and Y. Li. Metapath-guided heterogeneous graph neural network for intent recommendation. In *SIGKDD*, pages 2478–2486. ACM, 2019.
- [6] Y. Fang, Y. Yang, W. Zhang, X. Lin, and X. Cao. Effective and efficient community search over large heterogeneous information networks. *PVLDB*, 13(6):854–867, 2020.
- [7] X. Fu, J. Zhang, Z. Meng, and I. King. Magnn: Metapath aggregated graph neural network for heterogeneous graph embedding. In *WWW*, 2020.
- [8] Q. Guo, F. Zhuang, C. Qin, H. Zhu, X. Xie, H. Xiong, and Q. He. A survey on knowledge graph-based recommender systems. *TKDE*, 2020.
- [9] Z. Han, M. U. Anwaar, S. Arumugaswamy, T. Weber, T. Qiu, H. Shen, Y. Liu, and M. Kleinstreuber. Metapath- and entity-aware graph neural network for recommendation. *CoRR*, abs/2010.11793, 2020.
- [10] Z. Han, F. Xu, J. Shi, Y. Shang, H. Ma, P. Hui, and Y. Li. Genetic meta-structure search for recommendation on heterogeneous information network. In *CIKM*, pages 455–464, 2020.
- [11] Q. Hao, Q. Xu, Z. Yang, and Q. Huang. Learning unified embeddings for recommendation via meta-path semantics. In *MM*, pages 3909–3917. ACM, 2021.
- [12] X. He, K. Deng, X. Wang, Y. Li, Y. Zhang, and M. Wang. Lightgcn: Simplifying and powering graph convolution network for recommendation. In *SIGIR*, pages 639–648. ACM, 2020.
- [13] X. He, L. Liao, H. Zhang, L. Nie, X. Hu, and T.-S. Chua. Neural collaborative filtering. In *WWW*, pages 173–182, 2017.
- [14] B. Hu, C. Shi, W. X. Zhao, and P. S. Yu. Leveraging meta-path based context for top-n recommendation with a neural co-attention model. In *SIGKDD*, pages 1531–1540, 2018.
- [15] Z. Hu, Y. Dong, K. Wang, and Y. Sun. Heterogeneous graph transformer. In *WWW*, pages 2704–2710. ACM / IW3C2, 2020.
- [16] J. Huang, W. X. Zhao, H. Dou, J. Wen, and E. Y. Chang. Improving sequential recommendation with knowledge-enhanced memory networks. In *SIGIR*, pages 505–514. ACM, 2018.
- [17] X. Huang, Q. Fang, S. Qian, J. Sang, Y. Li, and C. Xu. Explainable interaction-driven user modeling over knowledge graph for sequential recommendation. In *MM*, pages 548–556. ACM, 2019.
- [18] Z. Huang, Y. Zheng, R. Cheng, Y. Sun, N. Mamoulis, and X. Li. Meta structure: Computing relevance in large heterogeneous information networks. In *SIGKDD*, pages 1595–1604, 2016.
- [19] P. J. Huber. Robust Estimation of a Location Parameter. *Ann. Math. Stat.*, 35(1):73–101, 1964.
- [20] H. Ji, J. Zhu, X. Wang, C. Shi, B. Wang, X. Tan, Y. Li, and S. He. Who you would like to share with? A study of share recommendation in social e-commerce. In *AAAI*, pages 232–239. AAAI Press, 2021.
- [21] D. P. Kingma and J. Ba. Adam: A method for stochastic optimization. In *ICLR*, 2015.
- [22] T. N. Kipf and M. Welling. Semi-supervised classification with graph convolutional networks. In *ICLR*. OpenReview.net, 2017.
- [23] Y. Koren, R. Bell, and C. Volinsky. Matrix factorization techniques for recommender systems. *Computer*, 42(8):30–37, 2009.
- [24] P. V. S. Kumar, A. Tahsin, M. M., and G. G. A heterogeneous information network model for long non-coding RNA function prediction. *IEEE ACM Trans. Comput. Biol. Bioinform.*, 19(1):255–266, 2022.
- [25] L. Li, K. G. Jamieson, G. DeSalvo, A. Rostamizadeh, and A. Talwalkar. Hyperband: A novel bandit-based approach to hyperparameter optimization. *JMLR*, 18:1851–1852, 2017.
- [26] Q. Lv, M. Ding, Q. Liu, Y. Chen, W. Feng, S. He, C. Zhou, J. Jiang, Y. Dong, and J. Tang. Are we really making much progress?: Revisiting, benchmarking and refining heterogeneous graph neural networks. In *KDD*, pages 1150–1160. ACM, 2021.
- [27] C. Meng, R. Cheng, S. Maniu, P. Senellart, and W. Zhang. Discovering meta-paths in large heterogeneous information networks. In *WWW*, pages 754–764. ACM, 2015.
- [28] V. Mnih, K. Kavukcuoglu, D. Silver, A. A. Rusu, J. Veness, M. G. Bellemare, A. Graves, M. Riedmiller, A. K. Fidjeland, G. Ostrovski, et al. Human-level control through deep reinforcement learning. *Nature*, 518(7540):529–533, 2015.
- [29] S. Rendle, C. Freudenthaler, Z. Gantner, and L. Schmidt-Thieme. BPR: bayesian personalized ranking from implicit feedback. In *UAI*, pages 452–461, 2009.
- [30] B. Shi and T. Weninger. Mining interesting meta-paths from complex heterogeneous information networks. In *ICDM*, pages 488–495. IEEE Computer Society, 2014.
- [31] C. Shi, B. Hu, W. X. Zhao, and P. S. Yu. Heterogeneous information network embedding for recommendation. *TKDE*, 2018.
- [32] T. Standley, A. R. Zamir, D. Chen, L. J. Guibas, J. Malik, and S. Savarese. Which tasks should be learned together in multi-task learning? In *ICML*, volume 119, pages 9120–9132. PMLR, 2020.
- [33] Y. Sun, J. Han, X. Yan, P. S. Yu, and T. Wu. Pathsim: Meta path-based top-k similarity search in heterogeneous information networks. *PVLDB*, 4(11):992–1003, 2011.
- [34] Z. Sun, J. Yang, J. Zhang, A. Bozzon, L. Huang, and C. Xu. Recurrent knowledge graph embedding for effective recommendation. In *RecSys*, pages 297–305. ACM, 2018.
- [35] R. S. Sutton and A. G. Barto. Reinforcement learning: An introduction. *IEEE Trans. Neural Networks*, 9(5):1054–1054, 1998.
- [36] C. Tu, X. Zeng, H. Wang, Z. Zhang, Z. Liu, M. Sun, B. Zhang, and L. Lin. A unified framework for community detection and network representation learning. *TKDE*, 31(6):1051–1065, 2019.
- [37] P. Veličković, G. Cucurull, A. Casanova, A. Romero, P. Liò, and Y. Bengio. Graph attention networks. In *ICLR*, 2018.
- [38] G. Wan, B. Du, S. Pan, and G. Haffari. Reinforcement learning based meta-path discovery in large-scale heterogeneous information networks. In *AAAI*, pages 6094–6101. AAAI Press, 2020.
- [39] D. Wang, P. Liu, Y. Zheng, X. Qiu, and X.-J. Huang. Heterogeneous graph neural networks for extractive document summarization. In *ACL*, pages 6209–6219, 2020.
- [40] H. Wang, F. Zhang, X. Xie, and M. Guo. DKN: deep knowledge-aware network for news recommendation. In *WWW*, pages 1835–1844, 2018.
- [41] H. Wang, F. Zhang, M. Zhang, J. Leskovec, M. Zhao, W. Li, and Z. Wang. Knowledge-aware graph neural networks with label smoothness regularization for recommender systems. In *SIGKDD*, pages 968–977. ACM, 2019.
- [42] X. Wang, X. He, Y. Cao, M. Liu, and T.-S. Chua. Kgat: Knowledge graph attention network for recommendation. In *SIGKDD*, 2019.
- [43] X. Wang, D. Wang, C. Xu, X. He, Y. Cao, and T. Chua. Explainable reasoning over knowledge graphs for recommendation. In *AAAI*, pages 5329–5336. AAAI Press, 2019.
- [44] L. Xia, C. Huang, Y. Xu, P. Dai, X. Zhang, H. Yang, J. Pei, and L. Bo. Knowledge-enhanced hierarchical graph transformer network for multi-behavior recommendation. In *AAAI*, pages 4486–4493. AAAI Press, 2021.
- [45] W. Xiao, J. Houye, S. Chuan, W. Bai, C. Peng, Y. P., and Y. Yanfang. Heterogeneous graph attention network. *WWW*, 2019.
- [46] X. Yu, X. Ren, Y. Sun, B. Sturt, U. Khandelwal, Q. Gu, B. Norick, and J. Han. Recommendation in heterogeneous information networks with implicit user feedback. In *RecSys*, pages 347–350, 2013.
- [47] S. Yun, M. Jeong, R. Kim, J. Kang, and H. J. Kim. Graph transformer networks. In *NeurIPS*, pages 11960–11970, 2019.
- [48] D. Zha, K. Lai, Y. Cao, S. Huang, R. Wei, J. Guo, and X. Hu. Rlcard: A toolkit for reinforcement learning in card games. *CoRR*, abs/1910.04376, 2019.
- [49] F. Zhang, N. J. Yuan, D. Lian, X. Xie, and W. Ma. Collaborative knowledge base embedding for recommender systems. In *SIGKDD*, pages 353–362. ACM, 2016.
- [50] Y. Zhang, Q. Ai, X. Chen, and P. Wang. Learning over knowledge-base embeddings for recommendation. *CoRR*, abs/1803.06540, 2018.
- [51] B. Zhao, L. Hu, Z. You, L. Wang, and X. Su. HINGRL: predicting drug-disease associations with graph representation learning on heterogeneous information networks. *Briefings Bioinform.*, 23(1), 2022.
- [52] J. Zheng, F. Cai, Y. Ling, and H. Chen. Heterogeneous graph neural networks to predict what happen next. In *COLING*, 2020.
- [53] Z. Zhong, C. Li, and J. Pang. Reinforcement learning enhanced heterogeneous graph neural network. *CoRR*, abs/2010.13735, 2020.