

# SemParser: A Semantic Parser for Log Analysis

Yintong Huo

The Chinese University of Hong Kong  
Hong Kong SAR  
ythuo@cse.cuhk.edu.hk

Baitong Li

The Chinese University of Hong Kong  
Hong Kong SAR  
cherylee626@gmail.com

Yuxin Su

Sun Yat-sen University  
China  
suyx35@mail.sysu.edu.cn

Michael R. Lyu

The Chinese University of Hong Kong  
Hong Kong SAR  
lyu@cse.cuhk.edu.hk

## ABSTRACT

Logs, being run-time information automatically generated by software, record system events and activities with their timestamps. Before obtaining more insights about the run-time status of the software, a fundamental step of log analysis, called log parsing, is employed to extract structured templates and parameters from the semi-structured raw log messages. However, current log parsers regard each message as a character string, ignoring the semantic information included in parameters and templates.

Thus, we propose the semantic parser **SemParser** to unlock the critical bottleneck of mining semantics from log messages. It contains two steps, an end-to-end semantic miner and a joint parser. Specifically, the first step aims to identify explicit semantics inside a single log, and the second step is responsible for jointly inferring implicit semantics and computing structural outputs based on the contextual knowledge base. To analyze the effectiveness of our semantic parser, we first demonstrate that it can derive rich semantics from log messages collected from seven widely-applied systems with an average F1 score of 0.987. Then, we conduct two representative downstream tasks, showing that current downstream techniques improve their performance with appropriately extracted semantics by 11.7% and 8.65% in anomaly detection and failure diagnosis tasks, respectively. We believe these findings provide insights into semantically understanding log messages for the log analysis community.

## 1 INTRODUCTION

The logging statement, which is put into the source code by developers, carries run-time information about software systems. By reading these logs, software system operators and administrators can monitor software status, detect anomalies, or troubleshoot problems in the system [2, 4, 45]. The overwhelming logs impede developers from reading every line of log files as modern software systems get more extensive and more complicated than before. Intelligent software engineering necessitates automated log analysis.

Basically, a log message is a type of semi-structured language comprising natural language written by software developers and some auto-generated variables during software execution. As most log analysis tools accept the structured input, the fundamental step for automated log analysis is log parsing. Given a log message, a log parser recognizes a set of fields (e.g., verbosity levels, date, time) and events, while the latter being represented as structured event templates (i.e., constants) with corresponding parameters

(i.e., variables). For example, on the left side of Figure 1, “Listing instance in cell <\*>” is the event template describing the system event, and “949e1227” corresponds to the parameter indicator “<\*>” in the template.

Although automatic log parsing is full of challenges, researchers have made progress leveraging statistical and history-based methods. For instance, SLCT [43] and LFA [34] constructed log templates by counting the number of historical frequently-appearing words while Logram [10] considered frequent n-gram patterns. LogSig [42] and SHISO [33] encoded the log by word pairs and words length, respectively, then applied the clustering algorithm for partitioning. The most widely-used parser in industry, Drain [14], formed log templates by traversing leaf nodes in a tree. However, such superficial features (e.g., word length, log length, frequency) used in current parsers lead to the missed high-level semantic information. In this paper, we classify the limitations into a three-level hierarchy as illustrated in Figure 1.

The first is paying inadequate attention to *informative tokens*. Take the first log in Figure 1 as an example. The parameter (i.e., 949e1227) and technical concepts (i.e., instance, cell) should be noticeable, comparing with other preposition words (e.g., in). Traditional log parsers only distinguish parameters and templates but treat each log message as a sequence of characters without focusing on special technical concepts. A previous study [23] found that technical terms (e.g., instance, cell) and topics in logs are informative by investigating into six large software systems. Therefore, both the parameters and domain terms should be localized for log comprehension.

Secondly, the *semantics within a message* should be noticed. Traditional parsers regard each parameter as a meaningless character string, but some parameters contain specific meaning within the log message. Intuitively, a parameter in a log is used to specify another technical concept in the log. For example, from the first log in Figure 1, it is known that the token “949e1227” refers to another token “cell”, so “949e1227” is a cell ID. In this way, exploiting such intra-message semantics will aid the understanding of parameters.

Thirdly, the *relations between logs* are missing. All previous parsers process each log message independently, ignoring the inter-message correlation between logs. However, historical logs can provide domain knowledge of a parameter, helping resolve the implicit semantics of the same parameter in subsequent logs. In Figure 1, though the second log does not explicitly disclose the semantics of parameter “949e1227”, we know it refers to a cell based on the historical information provided in the first log.

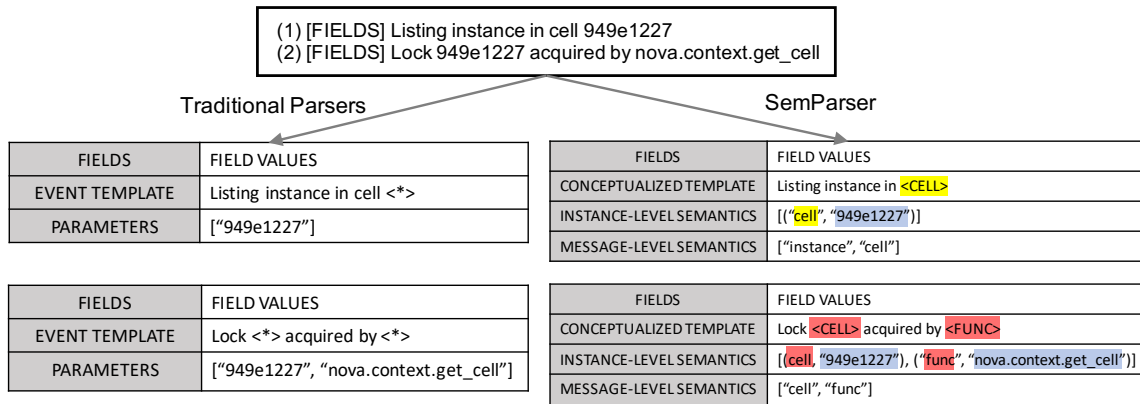


Figure 1: Difference between traditional parsers and SemParser. Logs are generated from OpenStack.

With precise tokens and semantic information, downstream log analysis applications can examine or interpret data by tracking parameters from a more comprehensive perspective. Some previous studies notice the above challenges and attempt to address them. Zhang et al. [47] assigned weights towards each token based on the TF-IDF value when encoding logs to reveal informative tokens. This approach tends to assign the rare word with a high attention weight, but the common technical terms are also illuminating. For semantic mining, Drain [14], LKE [12], MoLFI [30] and SHISO [33] used regular expressions to recognize block ID, IP address, and number when parsing HDFS datasets. However, designing human handcrafted rules requires tedious effort and suffers from system migrations. It is impossible to exhaust all possibilities, so the rules can only cover a fairly limited part of the logs. Besides, these regular expressions cannot distinguish polysemy of parameters. For instance, the variable “200” refers to the return code if the system makes REST API calls, but it may also represent a thread identifier (TID) in Spark. Such serious information omissions and misunderstandings will accumulate as the scale of the parsed logs increases, and ultimately hinder further downstream analysis, making it difficult to accomplish the goal of avoiding incidents and ensuring system reliability.

To tackle the aforementioned complicated but critical challenges, we propose a novel semantic log parser, **SemParser**, the first work to target parsing logs with respect to their semantic meaning. We first define two-level granularities of semantics in logs, message-level and instance-level semantics. Message-level semantics refers to identifying technical concepts (e.g., cell) within log messages, while instance-level semantics means resolving what the instance (i.e., parameters) describes. Then, we design an end-to-end semantics miner and a joint parser that can not only recognize the templates of given logs, but also extract explicit semantics inside a log and the implicit inter-log semantics. Specifically, the end-to-end semantics miner is devised to recognize the semantics of messages (e.g., concepts like “instance” and “cell”), and explicit semantics of instances (e.g., “949e1227” refers to “cell”). In this way, the noteworthy tokens and explicit semantics of tokens are obtained to deal with the first and second challenges, respectively. The joint parser then infers the implicit semantics of parameters with the assistance of domain knowledge acquired from prior logs, mitigating the third problem of missing inter-log relation. Figure 1 illustrates the major

difference between the traditional parsers and the proposed **SemParser**, where the explicit semantics is highlighted with yellow and implicit semantics is highlighted with red. Obviously, not only can **SemParser** play the role of an accurate log-template extractor as traditional parsers, but also it can provide additional and structured semantics to promote downstream analysis.

We conduct an extensive study to investigate the performance of **SemParser** on seven system logs from two perspectives: (1) the effectiveness for semantic mining; (2) its effectiveness on two typical log analysis downstream tasks. The experimental results demonstrate that our approach can capture semantics more accurately, which achieves an average F1 score of 0.987 in semantic mining, and that it outperforms all state-of-the-art log parsers by the average of 11.7% and 8.65% on two tasks. These powerful results reveal the superiority of **SemParser** and emphasize the importance of semantics in log analytics, especially when the software systems we handle are more complicated than ever before.

In summary, the contribution of this paper is threefold:

- To our best knowledge, **SemParser** is the first semantic log parser capable of actively capturing message-level and instance-level semantics from logs, as well as actively collecting and leveraging domain knowledge for parsing.
- We evaluate **SemParser** with respect to its semantic mining accuracy on seven system logs, demonstrating our framework could effectively learn semantic information from logs.
- We also employ **SemParser** on the failure diagnosis and anomaly detection task, and the promising results manifest the importance of semantics in the log analytics field.

**Paper Organization.** The rest of the paper is organized as follows. Section 2 introduces the novel task and terminology appearing in this paper. Section 3 presents the framework for **SemParser**, including an end-to-end semantics miner and a joint parser. Section 4 contains our implementation details. Section 5 conducts three experiments to show **SemParser**’s effectiveness, including evaluating the semantic mining ability across seven software systems and employing **SemParser** on two log analysis downstream tasks. At last, We analyze threats to validity in Section 6, introduce related work in Section 7 and conclude our paper in Section 8.

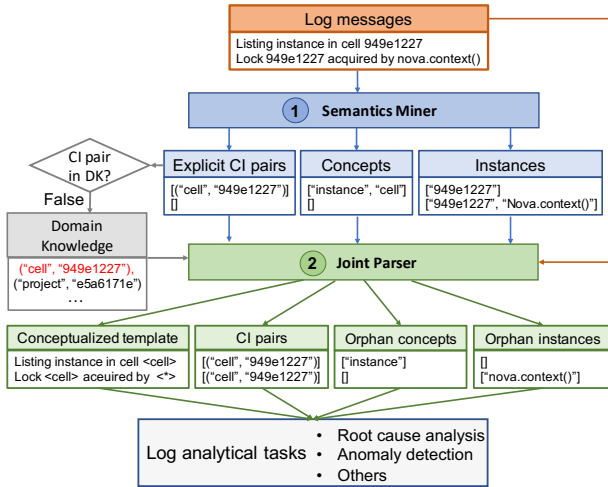


Figure 2: The pipeline of SemParser.

## 2 PROBLEM STATEMENT

This paper focuses on parsing logs with respect to semantics, which could be further decoupled into message-level semantics and instance-level semantics. Message-level semantics are defined as a set of *concepts* (i.e., technical terms) appearing in log messages, such as “cell”. We use the term *instance*<sup>1</sup> to denote variables in log messages, then the instance-level semantics are represented by a set of *Concept-Instance pairs (CI pairs)*, which describe the concept that the instance refers to, such as (cell, 949e1227). A *Domain Knowledge database* maintains a list of detected CI pairs from historical logs. After obtaining *instances*, *concepts* and *CI pairs* from a log message, we replace the instances with their corresponding concepts and name the new message as *conceptualized template*.

The semantic parser task can be regarded as following. Given a log message<sup>2</sup>, the structural output is composed of a conceptualized template  $T$ , a set of *CI pairs*  $CI = \{(c_0, i_0), \dots, (c_n, i_n)\}$ , as well as other orphan concepts  $OC = \{oc_0, \dots, oc_j\}$  and orphan instances  $OI = \{oi_0, \dots, oi_k\}$  which cannot be paired with each other.

## 3 METHODOLOGY

### 3.1 Overview of SemParser

Our framework is composed of two parts, an end-to-end semantics miner and a joint parser. In Figure 2, we use an example to illustrate how our framework processes log messages. To begin with, log messages are sent to the semantic miner for acquiring template-level semantics (i.e., *concepts*) and explicit instance-level semantics (i.e., *explicit CI pairs*) of each log independently. This step particularly solves the first two stated challenges. The unseen explicit CI pairs will be added to the *Domain Knowledge database* to keep the knowledge updated. Moreover, to uncover potential implicit semantics from domain knowledge, *instances* in log messages are kept. Hence, the challenge of missing inter-log relations are addressed.

Following that, the joint parser receives semantic miner outputs, taking charge of implicit semantics inference with the help

<sup>1</sup>The term “instance” is rather closed to the “parameters” or “variables” in the traditional parser. One concept can be instantiated by multiple instances.

<sup>2</sup>The log message refers to log content without fields in this paper by default.

of domain knowledge. The newfound implicit instance semantics, coupled with the explicit one, form the instance-level semantics, denoted as *CI pairs*. The remaining concepts and instances which cannot be paired with each other are stored as *orphan concepts* and *orphan instances*, respectively. Besides, the *conceptualized templates* are derived by replacing instances with their corresponding concepts (if have), or “<\*>” for else. The final structural outcome of **SemParser** consists of *conceptualized templates*, *CI pairs*, *orphan concepts*, as well as *orphan instances*.

As the first and fundamental step for log analysis, **SemParser** could facilitate general downstream log analysis tasks. We will introduce details of the semantics miner and joint parser in the following two subsections. Then, the typical downstream applications will be displayed in Section 5.

### 3.2 End-to-end semantic miner

Semantic miner purposes to mine semantics on both the instance-level and the message-level. To acquire a set of explicit *CI pairs*, *concepts*, *instances* within a log message, we model the task into two sub-problems, finding CI pairs and classifying each token into a type in  $\{concept, instance, none\}$ . As shown in Figure 3, an end-to-end model with three modules is proposed to solve the two sub-tasks simultaneously. First, a log message is fed into a *Contextual Encoder* for acquiring context-based word representation. Then, the contextualized words are separately used in *Pair Matcher* and a *Word Scorer* for extracting CI pairs and determining the type of each word, respectively. As the total loss is the sum of the Pair Matcher loss and Word Scorer loss, the model is forced to learn from both sub-tasks jointly. We elaborate on the details of the three modules as below.

**3.2.1 Contextual encoder.** Intuitively, log messages can be regarded as a special type of natural language due to its semi-structured essence of mixing unstructured natural language and structured variables.

Motivated by the success of long short-term memory networks (LSTM) across natural language processing tasks [40] (e.g., machine translation, language modeling), we design an LSTM-based network to capture interactions and dependencies between words in log messages. To capture the semantics from both previous and future contexts, we especially utilize a bi-directional LSTM (bi-LSTM) [13] which stack outputs from a forward LSTM and a backward LSTM.

However, it is not practical to directly feed the word embeddings into the LSTM network because of the severe out-of-vocabulary (OOV) problem, which is due to the large portion of customized words in log messages (e.g., function names, cell ID, request ID), resulting in drastical performance degradation. To solve the problem, we devise two additional features associated with word representations. Firstly, inspired by previous findings that character-level representation helps exploit sub-word-level information [46], we adapt a Convolution Neural Network (CNN) to extract character-level features of each word. Secondly, following several studies [6, 18] that leveraged local features for sequential representations, we also deliberate a set of local features for each word concerning its shape, length, and other morphological features.

The word representations  $word_i$ , character representations  $char_i$ , as well as the local features  $f_i^{local}$ , are concatenated as word features

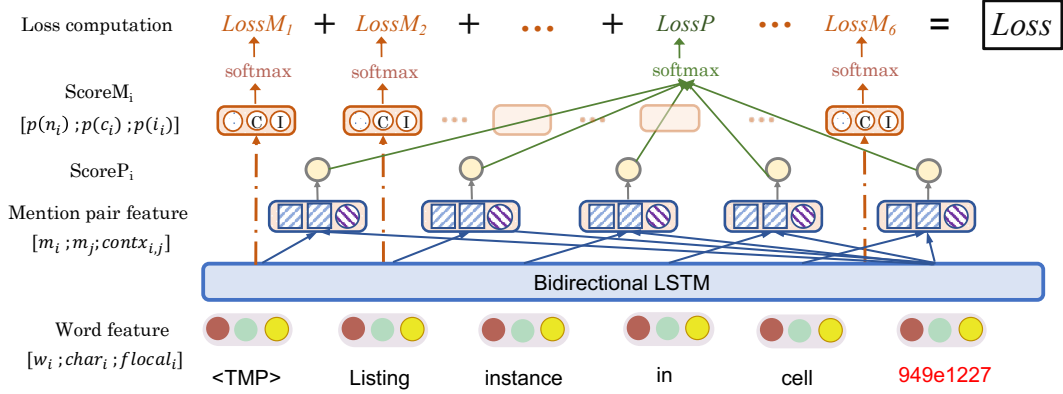


Figure 3: The architecture of semantic miner.

and fed into the bi-LSTM indicated in Equation 1. Afterward, the hidden state of bi-LSTM is used as the contextual embedding for each word.

$$m_i = LSTM([word_i; char_i; f_i^{local}]) \quad (1)$$

**3.2.2 Pair matcher.** This module is designed for acquiring explicit instance-level semantics. Numerous studies focus on identifying key elements in texts and classify them into several categories by assigning each word into one of the pre-defined categories. For example, the combination of bi-LSTM and Conditional Random Field (CRF) is deployed to identify 100 log entities (e.g., IP address, identifier) in log messages [1], or uncover 20 software entities (e.g., class name, website) in software forum discussions [41]. However, such token classification-based framework relies on a *closed-world assumption* that all categories are known in advance. The assumption makes sense when dealing with a specific and small system with limited concepts. Unfortunately, it will break down if we want to migrate the approach across software systems, or the system we are facing is huge and sophisticated.

To get over the closed-world assumption limitation, the pair matcher is required to discern the (*concept*, *instance*) pairs between words in a log message. We abstract this problem as a multi-classifier problem: for each word  $w_i$  in a sentence  $S = w_1, w_2, \dots, w_n$ , the matcher determines what previous word  $w_j (0 \leq j < i)$  does the word  $w_i$  refer to<sup>3</sup>.

To achieve the goal, we rank the confidence score of each word pair candidate  $(w_i, w_j), \forall 0 \leq j < i$ , which is determined by a feed forward neural network  $FFNN_a$  as in Equation 2. Intuitively, if a word “is” exists between  $w_i$  and  $w_j$ , the pair has a higher probability formed by the two words, so we consider the interval context between the candidate pair  $(w_i, w_j)$  as the average word embedding value between the pair, denoted as  $contx_{i,j}$ . In summary, we construct the pair-level features  $f_{i,j}^{pair}$  for scoring by concatenating contextual representation (i.e.,  $m_i, m_j$ ) obtained from last step, as well as the abovementioned interval context  $contx_{i,j}$ , as shown in

Equation 3.

$$ScoreP_i(i, j) = FFNN_a(f_{i,j}^{pair}) \quad (2)$$

$$f_{i,j}^{pair} = [m_i; m_j; contx_{i,j}] \quad (3)$$

Figure 3 shows a simple case for matching pair for the red word  $w_5$ . After acquiring contextual word representations from the contextual encoder, we form the pair-level feature for each word pair in  $\{(w_5, w_4), (w_5, w_3) \dots (w_5, w_0)\}$ . These pair features will be scoring by a softmax function on top of a feed forward neural network for loss computation.

**3.2.3 Word scorer.** Apart from the pair matcher, we also design a word scorer to determine whether each token is a *concept*, *instance* or *neither of both*. The token’s category is crucial for two reasons. First, the message-level semantics can be perceived via extracted concepts. Second, we notice that some instance-level semantics cannot be resolved via the pair matcher if the instance’s corresponding concept does not occur in a single message (e.g., the second log in Figure 1), which we call *implicit instance-level semantics*. In this case, we need to store the *instances* for further processing. To this end, we devise the word scorer with a feed-forward neural network  $FFNN_b$  to learn the possibility of three types for each token. The score is computed as follows:

$$ScoreM_i = FFNN_b(m_i) \quad (4)$$

Afterwards, the possibility of three categories will pass through a softmax layer for normalization before computing loss.

**3.2.4 Loss function.** Multi-task learning (MTL) is a training paradigm that trains a collection of neural network models for multiple tasks simultaneously, leveraging the shared data representation for learning common knowledge[1, 3]. The fruitful achievements of MTL motivate us to train pair matcher and word scorer simultaneously by aggregating their losses. Therefore, the total cost of semantic miner is defined as:

$$cost = \sum_i CELoss(P_i') + \sum_i CELoss(M_i') \quad (5)$$

where  $P_i'$  and  $M_i'$  denotes the outputs of  $ScoreP_i$  and  $ScoreM_i$  after passing a softmax layer, respectively. Here, we adopt Cross Entropy Loss (i.e., CELoss) as the loss function due to its numerical stability.

<sup>3</sup>We add a dummy word <TMP> ( $w_0$ ) to indicate the word does not refer to any of the previous word in the message (e.g., in).

By minimizing the cost, the model naturally learns the pairs and the word types for each token with shared contextual representations generated from bi-LSTM network.

In the inference, for each word, we regard the highest probability of its pairs and its type score as the final results.

### 3.3 Joint parser

The joint parser leverages CI pairs, concepts, and instances obtained from the end-to-end semantics miner, as well as log messages to deal with: (1) uncovering implicit instance-level semantics using domain knowledge; (2) semantic parsing log messages. The next sections go into the specifics.

**3.3.1 Implicit instance-level semantics discovery.** We apply a novel domain knowledge-assisted approach to resolve the implicit instance-level challenge of concepts and instances not coexisting in one log message. Naturally, suppose we have recognized a CI pair in historical logs, then we are able to identify the semantics of such instance in the following logs, even though the following logs do not explicitly contain such pair information.

The knowledge-assisted approach maintains a high-quality domain knowledge database when processing logs by incorporating newly discovered CI pairs acquired from the semantic miner. To guarantee the domain knowledge's quality, we only add the superior CI pairs, which are defined by *if and only if there is a concept and an instance in the predicted pair*. The joint parser examines whether the orphan instances have their corresponding concepts in the high-quality knowledge base, to uncover implicit CI pairs. As a result, fresh CI pairs of the log messages are stored if found. In such a way, we merge the explicit CI pairs and new implicit CI pairs into the final CI pairs. Details are in Algorithm 1.

---

#### Algorithm 1 Implicit instance-level semantics discovery

---

**Input:** Log message  $M = m_0, \dots, m_n$ , instance indices  $I = [i_0, \dots, i_j]$ , concept indices  $C = [c_0, \dots, c_k]$ , explicit CI pair indices  $P = [(s_0, t_0), \dots, (s_u, t_u)]$

**Output:** Instances  $I'$ , Concepts  $C'$ , CI pairs  $P'$

```

1:  $P' = []$ 
2:  $C' = []$ 
3: for all  $p$  such that  $p \in P$  do
4:   if  $p$  contains 1 instance  $cur_I$  and 1 concept  $cur_C$  then
5:     DomainKnowledge.add( $M[cur_C]$ ,  $M[cur_I]$ )
6:      $I$ .REMOVE( $cur_I$ )
7:      $C$ .REMOVE( $cur_C$ )
8:   end if
9: end for;
10: for all  $i$  such that  $i \in I$  do
11:   if FINDCONCEPTFROMDOMAINKNOWLEDGE( $M[i]$ ) then
12:      $P'$ .APPEND([newfound concept,  $M[i]$ ])
13:      $C'$ .APPEND(newfound concept)
14:      $I$ .REMOVE( $i$ )
15:   end if
16: end for
17:  $I' = \text{INDEXTOWORD}(I)$ 
18:  $C' += \text{INDEXTOWORD}(C)$ ;
19:  $P' += \text{INDEXTOWORD}(P)$ 

```

---

**3.3.2 Semantically parse.** As a semantic parser, **SemParser** is able to extract the template for a given log message obeying two rules:

- For the instance in CI pairs, it replaces the instance with the token `<*concept*>` specifying its corresponding concept.
- For the orphan instances, it replaces the instance with a dummy token `<*>` as traditional parsers do.

The rules are straightforward but reasonable. Compared to other technical terms or common words, instances (e.g., ID, number, status) are more likely to be variables in logging statements automatically generated by software systems. As the retrieved template takes in concepts, we name it “conceptualized template” instead of the vanilla template with only `<*>` representing parameters.

Finally, the conceptualized template, CI pairs, orphan concepts, as well as orphan instances are the structured outputs of our **SemParser**. The results are extensible for a collection of downstream tasks, and we will elaborate them later.

## 4 SEMPARSER IMPLEMENTATION

This section specifies implementation details of **SemParser**, including the training set annotation, pre-trained word embeddings, and model hyper-parameters. The trained model in this step is named the “base model” for further evaluation.

### 4.1 Training set annotation

We implement the **SemParser** framework on a public dataset [8] containing log messages collected from OpenStack for training. Considering that it is labor-intensive to annotate a large dataset in a real-world scenario, we randomly sample 200 logs from the dataset for human annotation, with the sample rate of 0.05%. A practical model should be able to learn from a small amount of data.

The annotation is carried out as follows. For each log, we invite two post-graduate students experienced in OpenStack to manually label: (1) whether a word is a concept, instance, or neither of both; (2) the explicit CI pairs within a sentence. If the two students provide the same answer for one log, the answer will be regarded as the ground-truth for training, otherwise another student will join them to discuss until a consensus is reached. The inter-annotator agreement [7] before adjudication is 0.881. Finally, we remove the sentences without any CI pair annotation to mitigate the sparse data problem, yielding 177 labeled messages for training the semantic miner.

### 4.2 Pre-trained word embeddings

Word embeddings are low-dimensional vectors representing the semantics of words, which have been proved to boost natural language understanding tasks compared to the one-hot encoding strategy [38]. Existing pre-trained word embeddings are trained on Wikipedia or Google News for general purposes. However, log message is a very domain-specific language, where the words have quite distinct semantics from daily life. Hence, we train domain-specific word embeddings on a representative open-source cloud management system, OpenStack corpus. The corpus is made up of 203,838 sentences crawled from its official website. We train the pervasive skip-gram model [31, 32] on Gensim [37] for ten epochs and set the word embedding dimension to be 100.

### 4.3 Hyper-parameters

When implementing the model, we set the character-level embedding dimension to be 30. We select the two-layer deep bi-LSTM with a hidden size of 128. The model is trained for 30 epochs<sup>4</sup> with the initial learning rate of 0.01. The learning rate decays at the rate of 0.005 after each epoch.

## 5 EVALUATION

We evaluate **SemParser** from two perspectives, the ability of semantic mining and the usefulness in downstream tasks. Particularly, we dive into three research questions below in this section.

- How effective is the **SemParser** in mining semantics from logs?
- How effective is the **SemParser** in anomaly detection?
- How effective is the **SemParser** in failure diagnosis?

In this section, we first introduce experiment datasets and settings in Section 5.1 and Section 5.2. Then, the experiment results and detailed discussion are presented from Section 5.3 to Section 5.5.

### 5.1 Experiment datasets

We use seven system logs selected from LogHub [17] for evaluating the performance in semantic mining, and the failure dataset provided by Cotroneo et al. [8] for downstream tasks evaluation.

LogHub is a repository of system log files for research purposes, which has been used by plenty of log-related studies [5, 25, 26]. Each system log file contains 2,000 log messages manually labeled for log parsing. We elaborate on how to utilize the dataset to evaluate semantic mining ability in Section 5.1.1.

The failure dataset (denoted as F-Dataset) is initially created for investigating software failures by conducting 911 failure injection tests in three major subsystems of the widely used cloud computing platform OpenStack (i.e., Cinder, Nova, and Neutron). After injection, the fault tests on the three systems experienced 102, 115, and 179 failures, respectively (396 in total), while the remaining injected faults are either mitigated by OpenStack or failures are not recorded in OpenStack log files. For each experienced failure injection test, they collect all *log data* from 26 components (e.g., nova-api, nova-compute components contained in the Nova subsystem) in 6 major subsystems (i.e., Cinder, Nova, Neutron, Keystone, Glance, Heat), the *labeled anomaly log messages*, as well as the exception raised by a service API call named as *API Error*, such as “server create”. F-Dataset has two main advantages over other log datasets with anomalies. Firstly, it emulates representative bugs in real software faults. Specifically, it successfully injects the five most popular bug patterns and 396 different faults that covered 70% of bug reports in the OpenStack issue tracker, triggering 16 different types of API errors. However, other log datasets contain only manually injected three types of scanty faults [25]. Secondly, as one of the largest cloud computing systems, OpenStack provides many more templates than other HDFS or BGL systems, allowing it to mimic today’s complex systems better. We describe how we transform the F-Dataset to make it suitable for anomaly detection and failure diagnosis in Section 5.1.2 and Section 5.1.3.

<sup>4</sup>The model converges within 30 epochs.

**Table 1: Statistics of dataset for semantic mining.**

System type	System	# Logs	# Pairs	# Temp.
Mobile system	Android	2,000	6,478	166
Operating system	Linux	2,000	2,905	118
Distributed system	Hadoop	2,000	2,592	30
	HDFS	2,000	3,105	114
	OpenStack	2,000	4,367	43
	Spark	2,000	4,887	36
	Zookeeper	2,000	1,189	50

**Table 2: Statistics of anomaly detection in F-Dataset.**

Data set	# Session	# Message	# Anomaly	Anomaly rate (%)
Training set	94,992	660,720	204	0.21%
Test set	94,992	658,140	218	0.23%
Full set	189,984	1,318,860	422	0.22%

**5.1.1 RQ1: Semantic mining.** In LogHub, we manually label seven representative log files for semantic mining evaluation ranging from distributed, operating, and mobile systems. Two volunteer students majoring in computer science participated in the annotation process. They first label explicit CI pairs in messages separately, then a discussion between the students unifies answers. The dataset has a total of seven different system log files with 14,000 log messages and 25,523 CI pairs. Details are shown in Table 1, where # Logs, # Pairs and # Temp. denotes the number of log messages, CI pairs, and log templates, respectively.

**5.1.2 RQ2: Anomaly detection.** In the anomaly detection task, the detector predicts whether anomalies exist within a short period of log messages. We split log messages into sessions by their request ID, generated at the start of request processing. There are 94,992 sessions for the train and test set, with an average of 6.9 messages per session. Statistics are shown in Table 2.

**5.1.3 RQ3: Failure diagnosis.** While anomaly detection identifies present faults from logs, failure diagnosis looks deeper into the problems and specify why the failure appears. In this paper, we formulate the failure diagnosis task as follows: given the *anomaly log messages* from one injection test in F-Dataset, the model is required to determine what *API error* emerges. To make the F-Dataset appropriate for failure diagnosis, we utilize the labeled anomaly log messages and their corresponding API error in each injection test as the input and ground-truth. Entirely, we collect 405 failures with 16 different types of API errors. Following the same splitting training ratio of 0.5, we obtain 194 and 211 failures for the train and test set, respectively. Typical API errors include “server add volume”, “network delete”, “router add subnet” and so on.

## 5.2 Experiment Settings

This section introduces the experiment settings for three research questions in order from Section 5.2.1 to Section 5.2.3. In Section 5.2.4, we discuss why we do not compare our work to traditional parsers with respect to the log parsing task.

**5.2.1 RQ1: Semantic mining.** In semantic mining, we aim to evaluate how effective is the **SemParser** when mining instance-level

semantics from log messages. Specifically, given a log message, we report the correct proportion of the model’s extracted CI pairs (Precision), the proportion of actually correct positives extracted by the model (Recall), and their harmonic mean (F1). To avoid the labor-intensive annotation process, we hope the model could learn semantics from small samples. Thus, we fine-tune the base model (i.e., train from Section 4) on a small dataset containing 50 randomly sampled logs for each system. Then we evaluate our model on the remaining 1,950 logs.

**5.2.2 RQ2: Anomaly detection.** Detecting anomalies in software is critical for developing a secure and reliable system [11]. Thanks to the automated anomaly detection techniques, system maintainers are free from monitoring logs line by line. Motivated by He et al. [16] and Chen et al. [5], we decouple the anomaly detection framework into two phases, log parsing, and anomaly detection technique (i.e., feature extraction and anomaly detection model). A dependable parser should perform well as a foundational processor for log analysis, regardless of the down-streaming detection technique used. In our experiments, we compare the performance of parsers under various existing anomaly detection techniques.

Specifically, we compare our **SemParser**’s base model to the state-of-the-art log parsers below implemented on Zhu et al. [48]’s benchmark: (1) **LenMa** [39]. This online parser encodes each log message into a vector, where each entry refers to the length of the token. Then, it parses logs by comparing the encoded vectors; (2) **AEL** [22]. This paper devises a set of heuristic rules to abstract values, such as “value” in “word=value”; (3) **IPLoM** [29]. IPLoM partitions event logs into event groups in three steps: partition by the length of the log; partition by token position; and partition by searching for bijection between the set of unique tokens; (4) **Drain** [14]. It leverages a fixed depth parse tree with heuristic rules to maintain log groups. Its ability to parse logs in a streaming and timely manner makes it popular in both academia and industry.

We also reproduce four widely-applied anomaly detection techniques (denoted by their core architectures) as following: (1) **LSTM**. Du et al. [11] employed a deep neural network, LSTM, to conduct anomaly detection and fault localization on logs, taking the context information into account; (2) **Atten-biLSTM**. To handle the ever-changing log events and sequences during the software evolution, Zhang et al. [47] detected anomaly detection by an attention-based bi-LSTM network. The attention mechanism allows the model to learn the different importance of log events; (3) **CNN**. Lu et al. [28] utilized CNN layers to detect anomalies in big data system logs inspired by the benefits from CNN in general NLP analysis; (4) **Transformer**. Nadelkoski et al. [35] detected anomalies in logs via the Transformer encoder [44] with a multi-head self-attention mechanism, allowing the model to learn context information.

When conducting experiments, we fed extracted features from log messages into different models. By analogy to Du et al. [11] that extracted log template sequence as features, we extract features by concatenating template embedding  $emb_{template}$ , concept embedding  $emb_{concept}$  and instance embedding  $emb_{instance}$  as following:

$$\tilde{x} = [emb_{template}; emb_{concept}; emb_{instance}]. \quad (6)$$

To specify the corresponding relationship within a CI pair, we concatenate the concept and instance inside the same one  $\tilde{x}_i$ . Otherwise,

**Table 3: Sample log messages and ground-truth templates.**

Log	After Scheduling: PendingReds:1 CompletedReds:0 ...
GT-Template	After Scheduling: PendingReds:<*> CompletedReds:0 ...
Log	TaskAttempt: [attempt_14451444] using containerId ...
GT-Template	TaskAttempt: [attempt_<*>] using containerId ...

an <NIL> token indicating the orphan situation is added. A special <SEP> token is used to divide different messages in a session. Afterwards, the sequence  $[\tilde{x}_0, \tilde{x}_1, \dots, \tilde{x}_n]$  will be fed into the model as features. Following previous anomaly detection works [11, 28, 35, 47], we use Precision, Recall, and F1 as the evaluation metrics.

**5.2.3 RQ3: Failure diagnosis.** Failure diagnosis targets to identify the underlying causes resulting in a failure [15]. As any severe fault can lead to a substantial economic loss in a short time [27], it is indispensable to diagnose failures for impairment immediately. In this experiment, the feature extraction process, representative baselines (i.e., LenMa, AEL, IPLoM, Drain), and log analysis techniques (i.e., LSTM, Atten-biLSTM, CNN, Transformer) are the same as those used in the anomaly detection task. The only difference is that we change the node number of the last prediction layer of the above-mentioned techniques from 2 to 16 to make it a 16-class classification task.

Recall@k is widely used in recommendation systems to assess whether the predicted results are relevant to the user(s) [9, 36]. Similarly, we are also interested in whether top-k recommended results contain the correct API error. Hence, we report the Recall@k rate as the evaluation metric.

**5.2.4 Discussion: log parsing comparison.** In this section, we discuss why we do not compare **SemParser** to other traditional parsers in the log parsing task where only the templates and parameters are extracted. Firstly, the ground-truth for log parsing is not suitable for the semantic parser. For the logs and their ground-truth templates shown in Table 3 with highlighted improper parts, we observe that “0” is not a parameter but a token in the template, because the value for “CompleteReds” is always “0” in 2000 logs in this template. In contrast, “0” will be regarded as an instance in our model, since “0” is used to describe “CompleteReds” semantically. Besides, we show how different tokenizer affects the results in the second example, where we consider “attempt\_14451444” as an instance for the concept “TaskAttempt”, but the traditional log parsers only regard the number “14451444” as parameters, excluding the same prefix “attempt”. This kind of widely-present distinction occurs 817 times among 2000 logs in the Hadoop log collection. As a result, it is unfair to compare **SemParser** with traditional parsers in the log parsing task. Instead, we investigate the semantic mining ability in the first research question.

Secondly, log parsing is more of a pre-processing technique for downstream applications rather than an application by itself, and therefore, it will be more meaningful to concern about how the log parsers promote performance in downstream tasks. For example, in a real-world situation, a developer wants to detect anomalies in overwhelming logs. The extracted templates and their parameters are not what he/she needs, but the result from an automated anomaly detection model is. From this perspective, we compare **SemParser** with four baseline parsers in two log analysis

**Table 4: Experiments results of mining semantics from logs.**

Framework	System																				
	Andriod			Hadoop			HDFS			Linux			OpenStack			Spark			Zookeeper		
	P	R	F1	P	R	F1	P	R	F1	P	R	F1	P	R	F1	P	R	F1	P	R	F1
<b>SemParser</b>	0.951	0.935	<b>0.943</b>	0.993	0.978	<b>0.985</b>	1.000	1.000	<b>1.000</b>	0.998	0.977	<b>0.987</b>	0.999	0.998	<b>0.999</b>	1.000	0.998	<b>0.999</b>	1.000	0.989	<b>0.995</b>
- w/o $F_{char}$	0.981	0.909	<b>0.943</b>	0.988	0.953	0.970	1.000	0.998	0.999	0.995	0.957	0.976	0.995	0.989	0.992	1.000	0.998	<b>0.999</b>	0.993	0.987	0.990
- w/o $F_{local}$	0.979	0.858	0.915	0.993	0.880	0.933	1.000	0.999	0.999	0.992	0.947	0.969	0.994	0.989	0.992	1.000	0.937	0.967	0.997	0.940	0.968
- w/o $LSTM$	0.979	0.858	0.915	0.993	0.879	0.932	1.000	0.999	0.999	0.995	0.909	0.951	1.000	0.963	0.981	0.985	0.998	0.992	0.966	0.953	0.959
- w/o $F_{contx}$	0.977	0.060	0.113	0.984	0.253	0.403	0.999	0.289	0.449	0.999	0.242	0.389	1.000	0.256	0.407	1.000	0.268	0.423	0.842	0.197	0.319

**Table 5: Experimental results in anomaly detection task.**

Baseline	Technique											
	LSTM			Atten-biLSTM			CNN			Transformer		
	Precision	Recall	F1	Precision	Recall	F1	Precision	Recall	F1	Precision	Recall	F1
LenMa	0.717	<b>0.938</b>	0.813	0.714	<b>0.924</b>	0.806	0.793	0.815	0.804	0.685	0.896	0.776
AEL	0.738	0.934	0.824	0.791	0.877	0.832	0.747	0.924	0.826	0.503	<b>0.962</b>	0.660
Drain	0.824	0.867	0.845	0.810	0.886	0.846	0.737	<b>0.943</b>	0.827	0.693	0.919	0.790
IPLoM	0.863	0.833	0.848	0.808	0.877	0.841	0.834	0.834	0.834	0.929	0.683	0.787
SemParser	<b>0.971</b>	0.927	<b>0.948</b>	<b>0.952</b>	0.913	<b>0.932</b>	<b>0.907</b>	0.899	<b>0.903</b>	<b>0.938</b>	0.904	<b>0.921</b>
$\Delta\%$	+11.80%			+10.17%			+8.27%			+16.58%		

tasks to demonstrate our semantic parser’s effectiveness. On the other hand, our approach could provide accurate log templates with extra underlying semantics, so it would naturally promote generalized downstream tasks.

### 5.3 How effective is the SemParser in mining semantics from logs?

In this experiment, we focus on evaluating the *explicit CI pair extraction* in the semantics miner as it serves as a vital step. A high-quality domain knowledge database and further joint parser process could be conducted if and only if the semantics miner extracts high-quality explicit CI pairs from log messages.

Basically, mining the instance-level semantics from log messages is difficult to do with handcrafted rules. Taking logs in Hadoop as examples, there are several ways to describe an instance associating with one concept TaskAttempt:

- TaskAttempt: [attempt\_14451444] using containerId ...
- attempt\_14451444 TaskAttempt Transitioned from ...
- Progress of TaskAttempt attempt\_14451444 is ...

The evaluation result across seven representative system logs is presented in Table 4. Since our work is the first to extract semantics from logs, we do not set baselines for comparison. Instead, we conduct ablation studies to explore the effectiveness of each element in the semantics miner, where w/o  $F_{char}$ , w/o  $F_{local}$ , w/o  $LSTM$  and w/o  $F_{contx}$  refers to removing the character-level feature, local word feature, LSTM network, and interval context, respectively. The best F1 score for each system is in bold fonts.

In conclusion, our model could extract not only high quality but also comprehensive instance-level semantics from log messages. We achieve an average F1 score of 0.987 for seven systems logs even if we only fine-tune the base model on 50 annotated samples. The

promising result indicates our framework has a powerful ability for capturing semantics from log messages.

We attribute the outstanding concept-instance pairs mining ability of **SemParser** to its superior architectures. The ablation experiments indicate that removing components degrade the performance in varying degrees. Firstly, to minimize the impact of a large portion of unknown words (e.g., attempt\_14451444) to the model, we devise a character-level feature extraction convolutional network and a local feature extraction method since similar words are always composed of similar character structures. For example, although attempt\_14451444 is different from attempt\_14415371, they share the same structures that the word “attempt” following by an underscore and a sequence of numbers. Secondly, a recurrent network is designed to capture the contextual representation for each word in a sentence, since the same word may have various meanings under different contexts. By removing the bi-LSTM network, words in the sentence are equally regarded as a bag of words. Thirdly, **SemParser** naturally learns the patterns between concepts and instances by incorporating the interval context. For instance, if a colon separates two words, the latter word is probably an instance of the prior one, even if the latter one is an unseen word. We find such interval context is quite important, as a dramatic degradation is observed when we remove it. To conclude, the experiment shows the superiority of the our model by achieving an average F1 score of 0.987 across various system logs.

### 5.4 How effective is the SemParser in anomaly detection?

To illustrate how **SemParser** benefits the anomaly detection task, we compare **SemParser** with four baseline parsers on four different model architectures, and the results are shown in Table 5. Each row represents the performance of four anomaly detection techniques associated with the selected parser for upstream processing. The





Log message	... ""GET /v2.1/5250c/flavors"" status: 200 ...
C-Template	... ""GET /<*>/flavors"" status: <*status*> ...
CI pairs	[(status, 200), (project, 5250c)] 
Log message	Returning 500 to user ...
C-Template	Returning <*status*> to user ...
CI pairs	[(status, 500)] 

Figure 4: A case for anomaly detection.

last row ( $\Delta$ ) displays how much our semantic parser outperforms the best baseline parser, and the negative score indicates how the percentage of ours performs lower than the best baseline.

We observe that **SemParser** performs at rates approximately above ten percent overall baselines in F1 score, indicating its effectiveness and robustness across various techniques. Specifically, it outperforms baselines regarding LSTM, Atten-biLSTM, CNN, and Transformer architecture by 11.80%, 10.17%, 8.27%, and 16.58%, respectively, with an average F1 score of 0.926. The results on Precision, Recall, and F1 reveal that **SemParser** significantly advances the performance concerning the precision score, whereas the recall score is very close to several baselines.

We attribute its distinct superiority on precision to the awareness of semantics we extract, particularly instance-level semantics. Previous studies only use log template sequences to detect anomalies automatically, suffering from missing important semantics. Take a case in Figure 4 as an example, where C-Template refers to the conceptualized templates. The CI-pairs are either extracted explicitly and implicitly via a domain knowledge database. The green tick indicates a normal log message, while the red cross stands for an anomaly log. A service maintainer must understand that “state: 500” returned by a REST API request reflects the internal server error, while the “state: 200” means the request is successful based on ad-hot knowledge. In this way, the maintainer can easily recognize that an API request fails if the return state equals 500. Similarly, feeding semantics like (“status”, “500”) and (“status”, “200”) into the anomaly detection model forces the model to learn the relation between “500” and “anomaly” (or the relation between “200” and “normal”). As a result, the model will not mistake a log containing a normal state (e.g., 200) for an anomaly. The instance-level semantics also resolve problems for unseen logs. Even if the model has never encountered the template before, it is able to correctly predict it as a normal one according to a success state code, and vice versa.

Our semantic parser owns a unique advantage over directly incorporating parameters into anomaly detection techniques without any semantics. Because parameters (e.g., 5250c) in log messages such as project-ID, request-ID are generated differently in each running time, introducing all parameters directly without semantics will lead to a severe OOV problem. In summary, **SemParser** enhances performance among four mainstream anomaly detection techniques.

### 5.5 How effective is the SemParser in failure diagnosis?

This section demonstrates how effectively our semantic parser enhances failure diagnosis. The experimental results are shown

in Table 6, where each row represents the performance with the selected parser and several model architectures. The last row reveals how much **SemParser** increases the F1 score when compared to the best baseline results. Given that there are 16 types of API errors in F-Dataset, we report Recall@1, Recall@2, Recall@3 score, as we want the top-k suggested errors to cover the real API error.

It is noteworthy that our semantic parser outperforms four baselines by a wide margin, regardless of the analytical technique. We can observe that our parser surpasses others by 12.5%, 10%, 7.75%, and 3.81% for LSTM, Atten-biLSTM, CNN, and Transformer in Recall@1, respectively. In general, **SemParser** shows the promising Recall@1 score of 0.95, indicating the effectiveness of semantics for failure diagnosis.

The impressive performance can be attributed to several reasons. Firstly, our parser can extract precise conceptualized templates, serving as a basis for downstream task learning. We extract conceptualized templates by replacing the instances with their corresponding concepts while reserving all concepts in the template, based on the observation that instances (e.g., time, len, ID) are more likely to be generated in running time. The template number dramatically decreases after conceptualization, giving the sequence of abstract log messages for primitive learning.

Secondly, the instance-level semantics benefits failure diagnosis. In the case shown in Table 7a, “853cfe1b” will be regarded as a meaningless character string by the traditional parser; however, **SemParser** recognizes it as a “server” from previous log messages. Therefore, the rich semantics allows the model to understand the original log message is talking about the concept *server*, as well as *attach\_volume*, then it won’t be hard to infer the API error behind the failure is “server add volume”.

Thirdly, our parser provides strong messages-level semantics, clues model in resolving failures. For example, Table 7b shows how the semantic parser extracts the concept “network” with the actual API error being “network create”. With the help of the concept “network”, the model focus on network errors but exclude other server errors or volume errors. To sum up, **SemParser** benefits the failure diagnosis task by providing message-level semantics and instance-level semantics.

## 6 THREAT TO VALIDITY

Semantic mining remains an ongoing challenge due to requiring high-level language comprehension. We address the issue in logs by designing a semi-supervised model relying on manually labeled data. Although it is hard to obtain a large amount of high-quality annotation in the real world, we show our model could learn to mine semantics from a small amount of data (i.e., 50 logs). Another threat to validity behind the neural network is the computing efficiency, and we use batch processing to mitigate the problem.

The third threat is that **SemParser** can only find semantic pairs in a single word. For example, for one Zookeeper log “Connection request from old client /10.10.31.13:40061”, the extracted CI pair of our model is “(client, /10.10.31.13:40061)” instead of “(old client, 10.10.31.13:40061)”. Apparently, the using concept “old client” is more precise than “client” to describe this instance. However, learning and predicting with word span dramatically increases computational efficiency and further pruning operation, so we need to

**Table 6: Experimental results in failure diagnosis task.**

Baseline	Technique											
	LSTM			Atten-biLSTM			CNN			Transformer		
	Rec@1	Rec@2	Rec@3	Rec@1	Rec@2	Rec@3	Rec@1	Rec@2	Rec@3	Rec@1	Rec@2	Rec@3
LenMa	0.839	0.924	0.953	0.858	0.943	0.957	0.877	0.962	0.967	0.919	0.934	0.948
AEL	0.844	0.919	0.953	0.853	0.915	0.962	0.810	0.905	0.929	0.858	0.929	0.953
Drain	0.844	0.919	<b>0.972</b>	0.863	0.938	0.953	0.867	0.948	0.967	0.853	0.919	0.943
IPLoM	0.848	0.943	0.957	0.863	0.948	0.962	0.867	<b>0.967</b>	<b>0.986</b>	0.839	0.910	0.948
SemParser	<b>0.954</b>	<b>0.968</b>	0.968	<b>0.954</b>	<b>0.968</b>	<b>0.972</b>	<b>0.945</b>	0.963	0.972	<b>0.954</b>	<b>0.958</b>	<b>0.968</b>
$\Delta\%$	+12.50%	+2.65%	-0.41%	+10.54%	+2.11%	+1.04%	+7.75%	-0.42%	-1.44%	+3.81%	+2.46%	+2.11%

**Table 7: Cases for failure diagnosis.**

<b>API error</b>	server add volume
<b>Log message</b>	... Cannot 'attach_volume' instance 853cfe1b ...
<b>C-Template</b>	... Cannot 'attach_volume' instance <*>'server*> ...
<b>CI Pairs</b>	[(server, 853cfe1b)]

**(a) A case for instance-level semantics.**

<b>API error</b>	network create
<b>Log message</b>	... POST /v2.0/networks ...
<b>C-Template</b>	... POST /<*>/networks ...
<b>Concepts</b>	[POST, networks]

**(b) A case for message-level semantics.**

balance computational efficiency and concept granularity. Based on our observation, such multi-word concepts infrequently occur in log messages. Therefore, using the single-word concept will not alter the semantics too much.

## 7 RELATED WORK

### 7.1 Log parsing

Log parsing, which transforms the semi-structured log message into structured log events, is a fundamental step of automated log analysis. A core step in log parsing is identifying constants (i.e., templates) and variables exhibited in a log message, where the prior one is the natural language written by software developers, and the latter one is auto-generated during run-time.

A series of data mining approaches are proposed for log parsing, which can be further divided into three categories [15]: frequent pattern mining, heuristics, and clustering. Among frequent pattern mining approaches, SLCT [43] pioneered the automated log parsing, determined whether a token belongs to variables or constants based on its occurrences, assuming that the frequent words are always shown in constants. Heuristic approaches are more intuitive than others. For example, AEL [22] went over a collection of heuristic rules to conduct log parsing. Another online heuristic log parser Drain [14] used a fixed depth parse tree, with each internal leaf node encoding specifically designed parsing rules. The clustering approaches first encode log messages into vectors, then group the messages with similar vectors. For example, LKE [12] hierarchically clustered messages with a weighted edit distance threshold, then performs group splitting with fine-tuning to extract variables from messages. Another approach LenMa [39] encoded each log to its word length vector for clustering.

However, all the above studies only distinguish variables from constants in a log message, assuming the message as a sequence of characters and symbols independent of the variables' meaning. Our work starts from a higher-level semantic perspective, particularly resolves the meaning of parameters and the template in a log message. In this way, our work differs significantly from previous studies. One similar Named Entity Recognition (NER) work in log community [1] also noticed the importance of semantics in logs, intending to identify entities in logs. However, the NER task relies on a close-world assumption that all entities are known in advance, suffering the explosion of the number of entity types, which impedes real-world practice and generalization across different systems.

### 7.2 Log mining

Log mining analyzes a large amount of data to facilitate monitoring and troubleshooting software systems [15]. Anomaly detection is a typical log mining task in large-scale software systems, referring to identify logs that do not conform to expected behavior. Have encoded the log templates into vectors, previous studies use traditional learning approaches to find anomalies, such as Principal Component Analysis (PCA) [45], clustering [25], and Support Vector Machine (SVM) [24]. Some deep learning-based approaches have also been adapted to identify anomalies, such as LSTM [11, 47], CNN [28], and Transformers [35]. To overcome the unseen log problem, Zhang et al. [47] proposed a robust log encoding method with the TF-IDF value and word embeddings, and then an attention-based bi-LSTM was used to learn the importance of each log.

Although anomaly detection points out whether an anomaly exists in system logs, removing such anomaly requires the help of failure diagnosis. To address the problem, Jia et al. [19, 20] automatically constructed time-weighted control flow graphs (TCFG) from normal execution log sequences as the reference model, and then checks the deviation between the reference model and the new coming log sequences to diagnose a failure. Du et al. [11] used historical logs to predict the future log, and if the actual next log differs from the prediction, the failure will be diagnosed. In addition, inspired by the fact that occurred failure manifests recurring, some studies [2, 21] were interested in developing a failure matching algorithm to retrieve similar historical failure reports from the report database. Undoubtedly, as an important part of log analysis and system monitoring, the performances of anomaly detection and fault diagnosis techniques are affected by the output of upstream tasks. We have demonstrated that our semantic parser enhances the performance of mainstream analysis techniques.

## 8 CONCLUSION

In this paper, we first point out three limitations of current log parsers: inadequate informative tokens, missing semantics within logs, and missing relation between logs. To overcome the challenges, we then devise **SemParser**, a semantic parser with two phases, a semantics miner aiming to mine explicit semantics from logs, as well as a joint parser leveraging domain knowledge to infer implicit semantics. We then conduct extensive experiments to evaluate **SemParser** in seven representative system logs, and it achieves an average F1 score of 0.987. Moreover, we also evaluate our approach in two downstream log analysis tasks (i.e., anomaly detection and failure diagnosis). The experimental results demonstrate that our method outperforms traditional log parsers by large margins, confirming the importance of understanding semantics in log analysis.

## REFERENCES

- [1] 2021. Neural knowledge extraction from cloud service incidents. In *International Conference on Software Engineering: Software Engineering in Practice, Madrid, Spain, May 25-31, 2021*. IEEE, 218–227. <https://doi.org/10.1109/ICSE-SEIP52600.2021.00031>
- [2] Anunay Amar and Peter C Rigby. 2019. Mining historical test logs to predict bugs and localize faults in the test logs. In *Proceedings of the 41st International Conference on Software Engineering: Companion Proceedings, Montreal, QC, Canada, May 25-31, 2019*. IEEE / ACM, 140–151. <https://doi.org/10.1109/ICSE.2019.00031>
- [3] Rich Caruana. 1997. Multitask learning. *Machine learning* 28, 1 (1997), 41–75. <https://doi.org/10.1023/A:1007379606734>
- [4] Mike Chen, Alice X Zheng, Jim Lloyd, Michael I Jordan, and Eric Brewer. 2004. Failure diagnosis using decision trees. In *International Conference on Autonomic Computing, New York, NY, USA, May 17-19, 2004*. IEEE Computer Society, 36–43. <http://doi.ieeecomputersociety.org/10.1109/ICAC.2004.31>
- [5] Zhuangbin Chen, Jinyang Liu, Wenwei Gu, Yuxin Su, and Michael R Lyu. 2021. Experience Report: Deep Learning-based System Log Analysis for Anomaly Detection. *CoRR abs/2107.05908* (2021). arXiv:2107.05908 <https://arxiv.org/abs/2107.05908>
- [6] Jason PC Chiu and Eric Nichols. 2016. Named entity recognition with bidirectional LSTM-CNNs. *Trans. Assoc. Comput. Linguistics* 4 (2016), 357–370. <https://transacl.org/ojs/index.php/tacl/article/view/792>
- [7] Jacob Cohen. 1960. A coefficient of agreement for nominal scales. *Educational and psychological measurement* 20 (1960), 37–46. <https://w3.ric.edu/faculty/organic/coge/cohen1960.pdf>
- [8] Domenico Cotroneo, Luigi De Simone, Pietro Liguori, Roberto Natella, and Nematollah Bidokhti. 2019. How bad can a bug get? an empirical analysis of software failures in the openstack cloud computing platform. In *Proceedings of the ACM Joint Meeting on European Software Engineering Conference and Symposium on the Foundations of Software Engineering, Tallinn, Estonia, August 26-30, 2019*. ACM, 200–211. <https://doi.org/10.1145/3338906.3338916>
- [9] Paul Covington, Jay Adams, and Emre Sargin. 2016. Deep neural networks for youtube recommendations. In *Proceedings of the 10th ACM Conference on Recommender Systems, Boston, MA, USA, September 15-19, 2016*. ACM, 191–198. <https://doi.org/10.1145/2959100.2959190>
- [10] Hetong Dai, Heng Li, Che Shao Chen, Weiyi Shang, and Tse-Hsun Chen. 2020. Logram: Efficient log parsing using n-gram dictionaries. *CoRR abs/2001.03038* (2020). arXiv:2001.03038 <http://arxiv.org/abs/2001.03038>
- [11] Min Du, Feifei Li, Guineng Zheng, and Vivek Srikumar. 2017. Deeplog: Anomaly detection and diagnosis from system logs through deep learning. In *Proceedings of the 2017 ACM SIGSAC Conference on Computer and Communications Security, Dallas, TX, USA, October 30 - November 03, 2017*. ACM, 1285–1298. <https://doi.org/10.1145/3133956.3134015>
- [12] Qiang Fu, Jian-Guang Lou, Yi Wang, and Jiang Li. 2009. Execution anomaly detection in distributed systems through unstructured log analysis. In *International Conference on Data Mining, Miami, Florida, USA, December 6-9, 2009*. IEEE Computer Society, 149–158. <https://doi.org/10.1109/ICDM.2009.60>
- [13] Alex Graves, Abdel-rahman Mohamed, and Geoffrey Hinton. 2013. Speech recognition with deep recurrent neural networks. In *International Conference on Acoustics, Speech and Signal Processing, Vancouver, BC, Canada, May 26-31, 2013*. IEEE, 6645–6649. <https://doi.org/10.1109/ICASSP.2013.6638947>
- [14] Pinjia He, Jieming Zhu, Zibin Zheng, and Michael R Lyu. 2017. Drain: An online log parsing approach with fixed depth tree. In *2017 IEEE International Conference on Web Services, Honolulu, HI, USA, June 25-30, 2017*. IEEE, 33–40. <https://doi.org/10.1109/ICWS.2017.13>
- [15] Shilin He, Pinjia He, Zhuangbin Chen, Tianyi Yang, Yuxin Su, and Michael R Lyu. 2021. A survey on automated log analysis for reliability engineering. *ACM Computing Surveys (CSUR)* 54, 6 (2021), 1–37.
- [16] Shilin He, Jieming Zhu, Pinjia He, and Michael R Lyu. 2016. Experience report: System log analysis for anomaly detection. In *International Symposium on Software Reliability Engineering, Ottawa, ON, Canada, October 23-27, 2016*. IEEE Computer Society, 207–218. <https://doi.org/10.1109/ISSRE.2016.21>
- [17] Shilin He, Jieming Zhu, Pinjia He, and Michael R Lyu. 2020. Loghub: A large collection of system log datasets towards automated log analytics. *CoRR abs/2008.06448* (2020). arXiv:2008.06448 <https://arxiv.org/abs/2008.06448>
- [18] Zhiheng Huang, Wei Xu, and Kai Yu. 2015. Bidirectional LSTM-CRF models for sequence tagging. *CoRR abs/1508.01991* (2015). arXiv:1508.01991 <http://arxiv.org/abs/1508.01991>
- [19] Tong Jia, Pengfei Chen, Lin Yang, Ying Li, Fanjing Meng, and Jingmin Xu. 2017. An approach for anomaly diagnosis based on hybrid graph model with logs for distributed services. In *International Conference on Web Services, Honolulu, HI, USA, June 25-30, 2017*. IEEE, 25–32. <https://doi.org/10.1109/ICWS.2017.12>
- [20] Tong Jia, Lin Yang, Pengfei Chen, Ying Li, Fanjing Meng, and Jingmin Xu. 2017. Logsed: Anomaly diagnosis through mining time-weighted control flow graph in logs. In *International Conference on Cloud Computing (CLOUD), Honolulu, HI, USA, June 25-30, 2017*. IEEE Computer Society, 447–455. <https://doi.org/10.1109/CLOUD.2017.64>
- [21] He Jiang, Xiaochen Li, Zijiang Yang, and Jifeng Xuan. 2017. What causes my test alarm? Automatic cause analysis for test alarms in system and integration testing. In *Proceedings of the 39th International Conference on Software Engineering, Buenos Aires, Argentina, May 20-28, 2017*. IEEE / ACM, 712–723. <https://doi.org/10.1109/ICSE.2017.71>
- [22] Zhen Ming Jiang, Ahmed E Hassan, Parminder Flora, and Gilbert Hamann. 2008. Abstracting execution logs to execution events for enterprise applications (short paper). In *Proceedings of the Eighth International Conference on Quality Software, Oxford, UK, August 12-13, 2008*. IEEE Computer Society, 181–186. <https://doi.org/10.1109/QSIC.2008.50>
- [23] Heng Li, Tse-Hsun Peter Chen, Weiyi Shang, and Ahmed E Hassan. 2018. Studying software logging using topic models. *Empirical Software Engineering* 23, 5 (2018), 2655–2694. <https://doi.org/10.1007/s10664-018-9595-8>
- [24] Yinglung Liang, Yanyong Zhang, Hui Xiong, and Ramendra Sahoo. 2008. Failure prediction in IBM Bluegene/L event logs. In *International Symposium on Parallel and Distributed Processing, Miami, Florida USA, April 14-18, 2008*. IEEE, 1–5. <https://doi.org/10.1109/IPDPS.2008.4536397>
- [25] Qingwei Lin, Hongyu Zhang, Jian-Guang Lou, Yu Zhang, and Xuewei Chen. 2016. Log clustering based problem identification for online service systems. In *Proceedings of the 38th International Conference on Software Engineering, Austin, TX, USA, May 14-22, 2016 - Companion Volume*. ACM, 102–111. <https://doi.org/10.1145/2889160.2889232>
- [26] Jinyang Liu, Jieming Zhu, Shilin He, Pinjia He, Zibin Zheng, and Michael R Lyu. 2019. Logzip: extracting hidden structures via iterative clustering for log compression. In *International Conference on Automated Software Engineering, San Diego, CA, USA, November 11-15, 2019*. IEEE, 863–873. <https://doi.org/10.1109/ASE.2019.00085>
- [27] Lloyd's and AIR Worldwide. 2018. *Cloud Down Impacts on the US economy*. Technical Report. 6–7 pages. <https://www.lloyds.com/-/media/files/news-and-insight/risk-insight/2018/cloud-down/aircyberlloydspub2018final.pdf>
- [28] Siyang Lu, Xiang Wei, Yandong Li, and Liqiang Wang. 2018. Detecting anomaly in big data system logs using convolutional neural network. In *Intl Conf on Dependable, Autonomic and Secure Computing, 16th Intl Conf on Pervasive Intelligence and Computing, 4th Intl Conf on Big Data Intelligence and Computing and Cyber Science and Technology Congress, Athens, Greece, August 12-15, 2018*. IEEE Computer Society, 151–158. <https://doi.org/10.1109/DASC/PiCom/DataCom/CyberSciTec.2018.00037>
- [29] Adetokunbo AO Makanju, A Nur Zincir-Heyywood, and Evangelos E Milios. 2009. Clustering event logs using iterative partitioning. In *Proceedings of the 15th ACM SIGKDD International Conference on Knowledge Discovery and Data Mining, Paris, France, June 28 - July 1, 2009*. ACM, 1255–1264. <https://doi.org/10.1145/1557019.1557154>
- [30] Salma Messaoudi, Annibale Panichella, Domenico Bianculli, Lionel Briand, and Raimondas Sasnauskas. 2018. A search-based approach for accurate identification of log message formats. In *Proceedings of the 26th Conference on Program Comprehension, Gothenburg, Sweden, May 27-28, 2018*. ACM, 167–177. <https://doi.org/10.1145/3196321.3196340>
- [31] Tomas Mikolov, Kai Chen, Greg Corrado, and Jeffrey Dean. 2013. Efficient estimation of word representations in vector space. In *International Conference on Learning Representations, Scottsdale, Arizona, USA, May 2-4, 2013, Workshop Track Proceedings*. <http://arxiv.org/abs/1301.3781>
- [32] Tomas Mikolov, Ilya Sutskever, Kai Chen, Greg S Corrado, and Jeff Dean. 2013. Distributed representations of words and phrases and their compositionality. In *Annual Conference on Neural Information Processing Systems, Lake Tahoe, Nevada, USA, December 5-8, 2013*. 3111–3119. <https://proceedings.neurips.cc/paper/2013/hash/9aa42b31882ec039965f3c4923ce901b-Abstract.html>
- [33] Masayoshi Mizutani. 2013. Incremental mining of system log format. In *International Conference on Services Computing, Santa Clara, CA, USA, June 28 - July 3, 2013*. IEEE Computer Society, 595–602. <https://doi.org/10.1109/SCC.2013.73>
- [34] Meiyappan Nagappan and Mladen A Vouk. 2010. Abstracting log lines to log event types for mining software system logs. In *Proceedings of the 7th International Working Conference on Mining Software Repositories, Cape Town, South Africa, May 2-3, 2010*. IEEE, IEEE Computer Society, 114–117. <https://doi.org/10.1109/MSR.2010.5463281>
- [35] Sasho Nedelkoski, Jasmin Bogatinovski, Alexander Acker, Jorge Cardoso, and Odej Kao. 2020. Self-attentive classification-based anomaly detection in unstructured logs. In *International Conference on Data Mining, Sorrento, Italy, November 17-20, 2020*. IEEE, 1196–1201. <https://doi.org/10.1109/ICDM50108.2020.00148>
- [36] Timur Osadchii, Ivan Poliakov, Patrick Olivier, Maisie Rowland, and Emma Foster. 2019. Recommender system based on pairwise association rules. *Expert Systems with Applications* 115 (2019), 535–542. <https://doi.org/10.1016/j.eswa.2018.07.077>
- [37] Radim Rehurek and Petr Sojka. 2010. Software Framework for Topic Modelling with Large Corpora. In *Proceedings of LREC 2010 workshop New Challenges for NLP Frameworks, Valletta, Malta, May 22, 2010*. University of Malta, 46–50. <http://www.fi.muni.cz/usr/sojka/presentations/lrec2010-poster-rehurek-sojka.pdf>
- [38] David E Rumelhart, Geoffrey E Hinton, and Ronald J Williams. 1986. Learning representations by back-propagating errors. *Nature* 323, 6088 (1986), 533–536.

- [39] Keiichi Shima. 2016. Length matters: Clustering system log messages using length of words. *CoRR* abs/1611.03213 (2016). arXiv:1611.03213 <http://arxiv.org/abs/1611.03213>
- [40] Martin Sundermeyer, Ralf Schlüter, and Hermann Ney. 2012. LSTM neural networks for language modeling. In *Annual Conference of the International Speech Communication Association, Portland, Oregon, USA, September 9-13, 2012*. ISCA, 194–197. [http://www.isca-speech.org/archive/interspeech\\_2012/i12\\_0194.html](http://www.isca-speech.org/archive/interspeech_2012/i12_0194.html)
- [41] Jeniya Tabassum, Mounica Maddela, Wei Xu, and Alan Ritter. 2020. Code and named entity recognition in StackOverflow. In *Proceedings of the 58th Annual Meeting of the Association for Computational Linguistics, Online, July 5-10, 2020*. Association for Computational Linguistics, 4913–4926. <https://doi.org/10.18653/v1/2020.acl-main.443>
- [42] Liang Tang, Tao Li, and Chang-Shing Perng. 2011. LogSig: Generating system events from raw textual logs. In *Proceedings of the 20th Conference on Information and Knowledge Management, UK, October 24-28, 2011*. ACM, 785–794. <https://doi.org/10.1145/2063576.2063690>
- [43] Risto Vaarandi. 2003. A data clustering algorithm for mining patterns from event logs. In *Proceedings of the 3rd IEEE Workshop on IP Operations & Management (IEEE Cat. No. 03EX764), Kansas City, MO, USA, Oct 3, 2003*. IEEE, 119–126. <https://ieeexplore.ieee.org/document/1251233>
- [44] Ashish Vaswani, Noam Shazeer, Niki Parmar, Jakob Uszkoreit, Llion Jones, Aidan N Gomez, Łukasz Kaiser, and Illia Polosukhin. 2017. Attention is all you need. In *Advances in Neural Information Processing Systems 30: Annual Conference on Neural Information Processing Systems, Long Beach, CA, USA, December 4-9, 2017*. 5998–6008. <https://proceedings.neurips.cc/paper/2017/hash/3f5ee243547dee91fbd053c1c4a845aa-Abstract.html>
- [45] Wei Xu, Ling Huang, Armando Fox, David A. Patterson, and Michael Jordan. 2009. *Large-Scale System Problems Detection by Mining Console Logs*. Technical Report UCB/EECS-2009-103. EECS Department, University of California, Berkeley. <http://www2.eecs.berkeley.edu/Pubs/TechRpts/2009/EECS-2009-103.html>
- [46] Ma Xuezhe and H. Hovy Eduard. 2016. End-to-end sequence labeling via Bi-directional LSTM-CNNs-CRF. In *Proceedings of the 54th Annual Meeting of the Association for Computational Linguistics, Berlin, Germany, August 7-12, 2016*. The Association for Computational Linguistics. <https://doi.org/10.18653/v1/p16-1101>
- [47] Xu Zhang, Yong Xu, Qingwei Lin, Bo Qiao, Hongyu Zhang, Yingnong Dang, Chunyu Xie, Xinsheng Yang, Qian Cheng, Ze Li, et al. 2019. Robust log-based anomaly detection on unstable log data. In *Proceedings of the ACM Joint Meeting on European Software Engineering Conference and Symposium on the Foundations of Software Engineering, Tallinn, Estonia, August 26-30, 2019*. ACM, 807–817. <https://doi.org/10.1145/3338906.3338931>
- [48] Jieming Zhu, Shilin He, Jinyang Liu, Pinjia He, Qi Xie, Zibin Zheng, and Michael R. Lyu. 2019. Tools and benchmarks for automated log parsing. In *Proceedings of the 41st International Conference on Software Engineering: Software Engineering in Practice, Montreal, QC, Canada, May 25-31, 2019*. IEEE / ACM, 121–130. <https://doi.org/10.1109/ICSE-SEIP.2019.00021>