

# A Divide-and-Conquer Approach to Dicke State Preparation

SHAMMINUJ AKTAR<sup>1,2</sup>, ANDREAS BÄRTSCHI<sup>2</sup>, ABDEL-HAMEED A. BADAWY<sup>1</sup>, AND STEPHAN EIDENBENZ<sup>2</sup>

<sup>1</sup>Klipsch School of Electrical and Computer Engineering, New Mexico State University, Las Cruces, NM 88001, USA

<sup>2</sup>CCS-3 Information Sciences, Los Alamos National Laboratory, Los Alamos, NM 87544, USA

Corresponding author: Shamminuj Aktar (email: saktar@nmsu.edu)

Research presented in this article was supported by the Laboratory Directed Research and Development program of Los Alamos National Laboratory under project number 20200671DI. LA-UR-21-31138

**ABSTRACT** We present a divide-and-conquer approach to deterministically prepare Dicke states  $|D_k^n\rangle$  (i.e. equal-weight superpositions of all  $n$ -qubit states with Hamming Weight  $k$ ) on quantum computers. In an experimental evaluation for up to  $n = 6$  qubits on IBM Quantum Sydney and Montreal devices, we achieve significantly higher state fidelity compared to previous results [Mukherjee *et.al.* TQE’2020, Cruz *et.al.* QuTe’2019].

The fidelity gains are achieved through several techniques: Our circuits first “divide” the Hamming weight between blocks of  $n/2$  qubits, and then “conquer” those blocks with improved versions of Dicke state unitaries [Bärtschi *et.al.* FCT’2019]. Due to the sparse connectivity on IBM’s heavy-hex-architectures, these circuits are implemented for linear nearest neighbor topologies. Further gains in (estimating) the state fidelity are due to our use of measurement error mitigation and hardware progress.

**INDEX TERMS** Dicke state, Fidelity, Circuit, IBMQ, QISKIT, Transpiler, NISQ, Quantum Computing

## I. INTRODUCTION

IN quantum computing, Dicke states [9] are a class of highly-entangled quantum states with the rare feature that they are of importance as initial states in quantum algorithms, in addition to their quantum mechanical property of being highly entangled. The Dicke state  $|D_k^n\rangle$  assigns equal non-zero amplitudes of  $1/\sqrt{\binom{n}{k}}$  to each computational basis state of Hamming weight  $k$ , where  $n$  is the number of qubits and a computational basis state has Hamming weight  $k$  if exactly  $k$  of the bits take on value 1, e.g.  $|D_2^4\rangle = \frac{1}{\sqrt{6}}(|1100\rangle + |1010\rangle + |1001\rangle + |0110\rangle + |0101\rangle + |0011\rangle)$ . The combinatorial interpretation of a Dicke state is, for example, the set of all feasible solutions of a constraint optimization problem, such as Maximum  $k$ -Densest Subgraph, which asks for a subset of exactly  $k$  vertices of a given input graph with a maximum number of (induced) edges.

In this paper, we study how well Dicke states can be created on present-day Noisy Intermediate Scale Quantum (NISQ) devices, in particular several IBM Q devices. In Section III, we propose a novel Divide-and-Conquer approach to designing Dicke state preparation circuits. We present circuits for Dicke states  $|D_k^n\rangle$  for  $1 \leq 2k \leq n \leq 6$  that are optimized towards minimum circuit depth and CNOT-gate counts. These circuits are our first main result. Compared to

earlier work, we achieve reductions in CNOT counts of up to 30 percent; for instance our  $|D_2^4\rangle$  circuit requires 10 CNOT gates and has a depth of 11 vs. previously best known values of 12 CNOT gates and a depth of 21 [20].

We test our circuits on two IBM Q backends (Sydney and Montreal) using several metrics and different compilation options the IBMs QISKIT environment offers. As our main measure to assess how close (noisy) these NISQ devices actually produce the (ideal pure) quantum state, we calculate the quantum fidelity of the state [17] through full state tomography. This requires the execution of  $3^n$  different runs of our circuits which we measure in all possible Pauli bases, followed by a maximum-likelihood estimation of the density matrix representing the prepared mixed state [16], both of which are natively supported in QISKIT [26]. Each run needs to be repeated often enough in order to get sufficient statistics on the sampling frequency.

While we perform the computationally expensive full state tomography in all our experiments, we also explore alternatives. We study how well two simpler classical measures that each only require sufficient statistics on a single run upper bound the quantum fidelity. These two measures are the measured success probability (informally, how often do we sample a basis state with a Hamming weight  $k$ ) and the

TABLE 1: Different preparation schemes for Dicke and related states. W States are Dicke States of Hamming weight 1, while Symmetric States are superpositions of Dicke States. They can thus be seen as a subset (superset, respectively) of Dicke States. Probabilistic state preparation uses a projective measurement of a  $n$ -qubit product state into a Hamming weight subspace. Quantum compression is more general and is used in reverse for state preparation.  $\varepsilon$  denotes the precision of arithmetic circuits.

State Preparation	Reference	State Type	Number of CNOT Gates	Circuit Depth	Number of Ancillas
Probabilistic	Childs <i>et.al.</i> 2000 [5, ]	Dicke States	$\mathcal{O}(n \text{ poly } \log n)$	$\mathcal{O}(n \text{ poly } \log n)$	$\mathcal{O}(\log n)$
Deterministic	Cruz <i>et.al.</i> 2018 [8]	W States	$\mathcal{O}(n)$	$\mathcal{O}(\log n)$	–
	Kaye, Mosca 2004 [19]	Symmetric States	$\mathcal{O}(n \text{ poly } \log (n/\varepsilon))$	$\mathcal{O}(n \text{ poly } \log (n/\varepsilon))$	$\mathcal{O}(\log(n/\varepsilon))$
	Bärtschi, Eidenbenz 2019 [2]	Dicke States	$\mathcal{O}(kn)$	$\mathcal{O}(n)$	–
		Symmetric States	$\mathcal{O}(n^2)$	$\mathcal{O}(n)$	–
(Un)Compression	Bacon, Harrow, Chuang 2004 [1]	Schur Transform	$\mathcal{O}(n \text{ poly } \log (n/\varepsilon))$	$\mathcal{O}(n \text{ poly } \log (n/\varepsilon))$	$\mathcal{O}(\log(n/\varepsilon))$
	Plesch, Bužek 2009 [23]	Symmetric States	$\mathcal{O}(n^2)$	$\mathcal{O}(n^2)$	–

Hellinger fidelity [13], an analogue to quantum fidelity for classical probability distributions.

We test several different QISKIT compiler options that include giving an initial layout of logical to physical qubits, using noise adaptive transpilation, or just a default transpilation, each combined with and without QISKIT’s measurement error mitigation [25]. The details of our experimental setup as well as more formal definitions of our success measures are described in Section IV. The contributions of this work can be summarized as follows with the details in Section V:

- 1) Our novel Dicke state circuits lead to the best quantum fidelity results measured to date on IBM machines, e.g. a quantum fidelity for  $|D_2^4\rangle$  of 0.87, which outperforms the previously measured best result of 0.53 [20].
- 2) As expected, quantum fidelity for these Dicke states decreases mostly with increasing circuit complexity; it appears to be a largely linear decrease with increasing CNOT counts. One particular notable exception to this rule is the use of noise-adaptive circuit compilation (which sometimes drastically increases CNOT counts).
- 3) Standard measurement error mitigation techniques increase the calculated quantum fidelity by an absolute value of around 0.1 with no clear dependence on circuit complexity. Relative improvements in achieved fidelity are seen for an increasing number of qubits  $n$  and a decreasing Hamming weight  $k$  (corresponding to circuits with many measurements but few gates).
- 4) The two IBM Q backends Sydney and Montreal exhibit quite different behaviors, with Montreal generally being much more stable, less susceptible to changes in compilation settings, and better achieved fidelity.
- 5) Our two alternative measures of Hellinger fidelity and measured success probability show a similar, albeit flatter linear dependence on CNOT count. Both measures upper bound the quantum fidelity with gaps growing larger with increasing circuit complexity.

Our results show clear technological progress in NISQ devices towards the ability to create entangled states, particularly when compared to experiments from one year ago. Parts of these improvements are due to our novel circuit design.

## II. RELATED WORK

Due to their high entanglement, Dicke states [9] have been considered in fields such as quantum game theory [34], quantum networking [24] and quantum metrology [29]. Their interpretation as superpositions of all feasible states in Hamming-weight constrained problems have also made them suitable candidates for initial states of adiabatic [5] and variational combinatorial algorithms [4], [7], [11], [12], [30]. They have been implemented in various platforms such as trapped ions [14], [15], [18], atoms [27], [28], [33], photons [24], [31] and superconducting qubits [32]. A Dicke State is defined as an equal superposition of all  $n$ -bit basis states  $x$  of Hamming weight  $\text{HW}(x) = k$ ,

$$|D_k^n\rangle = \binom{n}{k}^{-\frac{1}{2}} \sum_{x \in \{0,1\}^n, \text{HW}(x)=k} |x\rangle. \quad (1)$$

Proposed state preparation circuits have first relied on arithmetic operations using ancilla registers [1], [19] until Plesch and Bužek [23] gave a quantum compression circuit for symmetric states using  $\mathcal{O}(n^2)$  gates and depth but no ancillas, see Table 1. This circuit, used in reverse with inverse operations, can be used to prepare Dicke states, because the permutation-invariant symmetric states are simply superpositions of Dicke states of different Hamming weight  $k$ .

An improved approach by Bärtschi and Eidenbenz [2] led to state preparation circuits for symmetric states with  $\mathcal{O}(n^2)$  gates but linear  $\mathcal{O}(n)$  depth even for Linear Nearest Neighbor (LNN) architectures. They also observed that by constricting the symmetric states’ Hamming weights to  $\leq k$ , the number of gates can be decreased to  $\mathcal{O}(nk) \subset \mathcal{O}(n^2)$ . Mukherjee *et.al.* [20] later found that narrowing the Hamming weight constriction to exactly  $k$ , (*i.e.* Dicke States), additional gains in lower-order terms of  $\mathcal{O}(k^2)$  can be made. Unfortunately, both of these gate reduction techniques result in either the need for much higher than LNN connectivity or the introduction of large constant factors in the gate count [2].

In this paper, we circumvent this problem to some extent by dividing a Dicke state preparation into two parts, where we first distribute the Hamming weight  $k$  over two contiguous blocks of  $\lceil n/2 \rceil$  and  $\lfloor n/2 \rfloor$  qubits each, before conquering each block with the mentioned LNN scheme. Going forward, we restrict ourselves to Hamming weights

TABLE 2: Comparing CNOT counts in our  $|D_k^n\rangle$  preparation circuits versus previous approaches for  $k = 1$  (Cruz *et al.* 2018 [8]) and for  $k = 2, 3$  (Mukherjee *et al.* 2020 [20]). Our CNOT counts are attained on LNN architectures, with improved counts for Ladder architectures given in parentheses.  $|D_{n-k}^n\rangle = X^{\otimes n} |D_k^n\rangle$  gives symmetric values for  $k > n/2$ .

	our CNOT count					prev CNOT count				
	$n = 2$	3	4	5	6	$n = 2$	3	4	5	6
$k = 1$	1	3	5	7	9	1	3	5	7	9
$k = 2$			10(7)	17(14)	24(21)			12	20	28
$k = 3$					32(23)					33

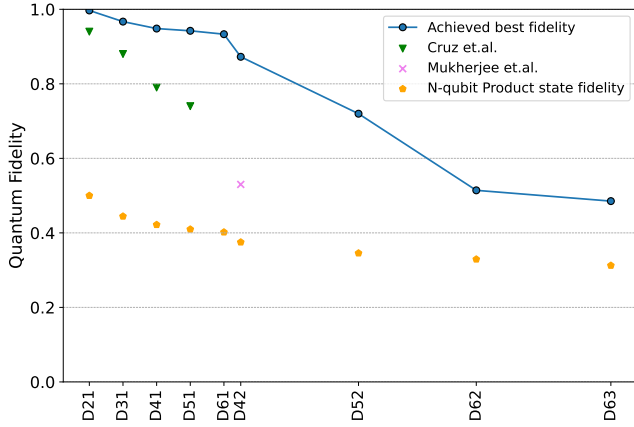


FIGURE 1: Comparison of our highest measured quantum fidelities with three benchmarks: measured fidelities for five  $W$  states  $|D_1^n\rangle$  (Cruz *et al.* 2018 [8]) and the Dicke state  $|D_4^2\rangle$  (Mukherjee *et al.* 2020 [20]), as well as the best possible fidelity among all  $n$ -qubit *product states*. Dicke states are distributed horizontally according to our CNOT counts.

$k \leq \lfloor n/2 \rfloor$ , as a Dicke state  $|D_{n-k}^n\rangle$  can easily be obtained by flipping all qubits (applying  $X^{\otimes n}$ ) in the Dicke state  $|D_k^n\rangle$ . Dividing the Hamming weight in general works best on Ladder architectures, with an increasing CNOT count on LNN connectivities. For the special case of Dicke states  $|D_1^n\rangle$  with Hamming weight 1 (known as  $W$  states), this method retrieves the best-known CNOT counts of  $2n - 3$ , see Table 2.

Additionally, we note a probabilistic state preparation approach [5] that yields Dicke states with success probability  $\binom{n}{k} (\frac{k}{n})^k (1 - \frac{k}{n})^{n-k}$  by preparing the symmetric  $n$ -qubit product state  $(\sqrt{1 - k/n} |0\rangle + \sqrt{k/n} |1\rangle)^{\otimes n}$ , followed by the addition [6] of the Hamming weight into an ancilla register with  $\log n$  qubits and a projective measurement thereof. We use the first part of this idea by using the fidelity between such a product state and the Dicke state  $|D_k^n\rangle$  (corresponding to the success probability of the projective measurement) as an additional benchmark for our quantum fidelity results, see Figure 1. We additionally prove that no other pure  $n$ -qubit product state has higher fidelity / squared state overlap with the corresponding Dicke state.

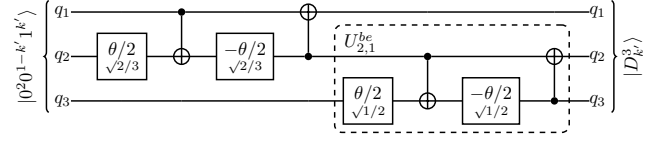


FIGURE 2: Implementation of the Dicke State Unitary  $U_{3,1}^{be}$ , which takes as input the padded big-endian unary encoding of  $k' \leq 1$ , (i.e.,  $|0^2 0^{1-k'} 1^{k'}\rangle$ ) to create the Dicke State  $|D_3^3\rangle$ . Labeled gates are  $R_y$ -rotations, where  $\theta_{\sqrt{x/y}} = 2 \cos^{-1} \sqrt{\frac{x}{y}}$ . The first half of the circuit implements  $|001\rangle \mapsto \frac{1}{\sqrt{3}} |001\rangle + \frac{\sqrt{2}}{3} |010\rangle$ , the second half the recursively used unitary  $U_{2,1}^{be}$ .

### III. DIVIDE-AND-CONQUER CIRCUITS

In this section, we give an overview of the techniques behind our Dicke state preparation circuits. They can best be described as a Divide-and-Conquer approach, where the ‘‘Conquer’’ part is based on improved versions of Dicke state unitaries [2] and the initial ‘‘Divide’’ part uses the new idea of distributing the Hamming weight across two contiguous blocks of qubits. We first briefly review Dicke state unitaries  $U_{n,k}$  which denote any unitary satisfying

$$\forall k' \leq k: U_{n,k} |0^{n-k'} 1^{k'}\rangle = |D_{k'}^n\rangle. \quad (2)$$

That is,  $U_{n,k}$  takes as possible input the unary encoding of any Hamming weight  $k' \leq k$  to prepare the Dicke state  $|D_{k'}^n\rangle$ . Previous approaches to generate  $|D_k^n\rangle$  simply prepared the input state  $|0^{n-k} 1^k\rangle$  followed by  $U_{n,k}$  [2], [8].

In this paper, we present a new approach in which we first divide the Hamming weight into all possible combinations of  $k_1 + k_2 = k$  across two blocks of  $n_1 + n_2 = n$  qubits, followed by two parallel Dicke state unitaries  $U_{n_1,k_1}$ ,  $U_{n_2,k_2}$  on these blocks. By doing so, we must give the correct weights to the corresponding unary encodings  $|0^{n_1-k_1} 1^{k_1}\rangle |0^{n_2-k_2} 1^{k_2}\rangle$ . Since there are  $\binom{n_1}{k_1} \binom{n_2}{k_2}$  computational basis states with Hamming weight  $k_1$  in the  $n_1$ -bit-prefix and Hamming weight  $k_2$  in the  $n_2$ -bit-suffix, the ‘‘Divide’’ part consists of preparing the state

$$\frac{1}{\sqrt{\binom{n}{k}}} \sum_{k_1+k_2=k} \sqrt{\binom{n_1}{k_1} \binom{n_2}{k_2}} |0^{n_1-k_1} 1^{k_1}\rangle |0^{n_2-k_2} 1^{k_2}\rangle. \quad (3)$$

We next discuss Dicke state unitaries – the ‘‘Conquer’’ part of our circuits – and our improved implementations thereof in detail, before giving the ‘‘Divide’’ part for both Ladder and LNN architectures.

#### A. ‘‘CONQUER’’: DICKE STATE UNITARIES

Dicke state unitaries  $U_{n,k}$  [2, (2)] implement the induction

$$|D_{k'}^{n'}\rangle = \sqrt{\frac{k'}{n'}} |D_{k'-1}^{n'-1}\rangle \otimes |1\rangle + \sqrt{\frac{n'-k'}{n'}} |D_{k'}^{n'-1}\rangle \otimes |0\rangle$$

for all  $n' \leq n$ ,  $k' \leq \min\{k, n'\}$ . Given that  $U_{n,k}$  gets as input  $|0^{n-k'} 1^{k'}\rangle$ , it is enough to implement for all  $k' \leq k$  the gate  $|0^{n-k'} 1^{k'}\rangle \mapsto \sqrt{\frac{k'}{n}} |0^{n-k'} 1^{k'}\rangle + \sqrt{\frac{n-k'}{n}} |0^{n-k'-1} 1^{k'}\rangle$  followed by a recursive call to the smaller unitary  $U_{n-1,k}$ , see Figures 2, 3. For  $U_{n,1}$  and  $k' = 0, 1$ , this involves CNOTs

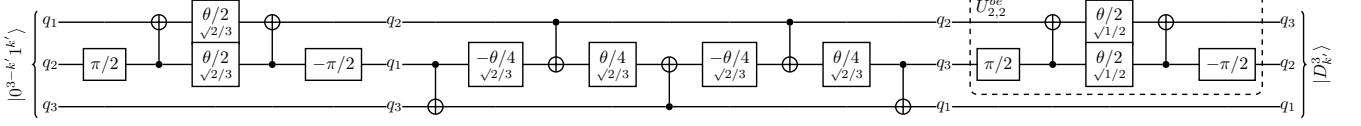


FIGURE 3: Implementation of the big-endian Dicke State Unitary  $U_{3,3}^{be} = U_{3,2}^{be}$  which takes as input  $|0^{3-k'} 1^{k'}\rangle$  for any  $k'$  to prepare  $|D_k^3\rangle$ . A small-endian Dicke State Unitary  $U_{3,3}^{le}$  has the wire order reversed and accepts inputs  $|1^{k'} 0^{3-k'}\rangle$  instead. The circuit incorporates SWAPS into the actions on the three logical qubits  $q_3 q_2 q_1: |001\rangle \mapsto \frac{1}{\sqrt{3}} |001\rangle + \frac{\sqrt{2}}{\sqrt{3}} |010\rangle$  and  $|011\rangle \mapsto \frac{\sqrt{2}}{\sqrt{3}} |011\rangle + \frac{1}{\sqrt{3}} |110\rangle$ , as well as  $|01.\rangle \mapsto \frac{\sqrt{2}}{\sqrt{3}} |01.\rangle + \frac{1}{\sqrt{3}} |10.\rangle$  in the unitary  $U_{2,2}^{be}$ . This changes the ordering of the logical qubits throughout the circuit as shown, where the final order does not matter due to the symmetry of the final state  $|D_k^3\rangle$ .

and a controlled  $R_y(2 \cos^{-1} \sqrt{\frac{1}{n}})$ -rotation, which we compile down to two single-qubit  $R_y(\pm \frac{1}{2} \cdot 2 \cos^{-1} \sqrt{\frac{n-1}{n}})$  rotations and two CNOTs. This places  $U_{n-1,1}$  on the lower  $n-1$  wires, see Figure 2, and thus can be implemented even on LNN architectures.

For  $U_{n,k}$  with  $k' > 1$ , we have longer blocks of excitations in the state  $|0^{n-k'} 1^{k'-1} 1^1\rangle$  which has to be mapped to  $\sqrt{\frac{k'}{n}} |0^{n-k'} 1^{k'-1} 1^1\rangle + \sqrt{\frac{n-k'}{n}} |0^{n-k'} - 1^1 1^{k'-1} 0\rangle$ . Still, only three qubits are necessary for this gate, the two qubits changing 0/1-values and the leading 1 as a control. The gate can be compiled to CNOTs and a doubly-controlled  $R_y(2 \cos^{-1} \sqrt{\frac{k'}{n}})$ -rotation [2]. In order to implement the gate on three contiguous blocks of qubits, we incorporate SWAPS which move the lowest-endian qubit from top to bottom, see Figure 3. This keeps the CNOT count for gates with  $k' = 1$  intact, while for  $k' > 1$  we get an implementation with 5 CNOTs and 4  $R_y(\pm \frac{1}{4} \cdot 2 \cos^{-1} \sqrt{\frac{k'}{n}})$ -rotations. Finally, we recurse from  $U_{n,k}$  to  $U_{n-1,k}$  (where in case  $k = n$ , we use  $U_{n,n} = U_{n,n-1}$  to get  $U_{n-1,n-1}$ ). The detailed shifting-down procedure for the lowest-endian qubit places  $U_{n-1,k}$  on the upper  $n-1$  wires.

Finally, we note that our descriptions assumed big-endian inputs  $|0^{n'-k'} 1^{k'}\rangle$  and thus we further specify the given Dicke state unitaries by  $U_{n,k}^{be}$ . A little-endian version  $U_{n,k}^{le}$  accepting little-endian inputs  $|1^{k'} 0^{n'-k'}\rangle$  is achieved by simply reversing the wire order. The ‘‘Divide’’ procedure discussed next will result in an application of both types of Dicke state unitaries, namely  $U_{\lfloor n/2 \rfloor, k}^{be}$  and  $U_{\lfloor n/2 \rfloor, k}^{le}$ .

## B. ‘‘DIVIDE’’ FOR LADDER TOPOLOGIES

In hardware with ladder architectures, we have two rows of qubits which are provided with 2-qubit gates towards their horizontal nearest neighbors, as well as with their direct neighbor below, respectively above. Such topologies can be found, for example, as subgraphs of Google’s sycamore processor and until recently, among IBM Q’s devices. The ‘‘Divide’’ technique in the following can also be applied (with constant overhead) to sparser connectivities such as IBM Q’s heavy-hex lattices or serve as an inspiration for an adaption to LNN architectures discussed in the next subsection.

Recall that we restrict ourselves to Hamming weight values  $k \leq n/2$  due to the symmetry  $|D_k^n\rangle = X^\otimes |D_k^n\rangle$ . We divide our  $n$  qubits into  $n_1 = \lfloor n/2 \rfloor$  qubits  $q_1, \dots, q_{n_1}$  on the upper row and  $n_2 = \lceil n/2 \rceil$  qubits  $q_n, \dots, q_{n_1+1}$  (in

this order) on the lower row, such that qubit  $q_i$ ,  $i \leq n_1$  is vertically connected to qubit  $q_{2n_1-i+1}$ , see Figure 4. To prepare the desired state from Equation (3), we first prepare

$$\frac{1}{\sqrt{\binom{n}{k}}} \sum_{k_1+k_2=k} \sqrt{\binom{n_1}{k_1} \binom{n_2}{k_2}} |0^{n_1-k_1} 1^{k_1}\rangle |0^{n_2-k} 1^k\rangle.$$

Let  $x_i = \binom{n_1}{i} \binom{n_2}{k-i}$  denote the number of bitstrings with Hamming weight  $i$  among the first half of  $n_1$  digits and Hamming weight  $k-i$  among the second half of  $n_2 = n - n_1$  digits. Of the sequence  $x_0, \dots, x_k$ , let  $s_i = x_i + \dots + x_k$  denote the suffix sums of the  $x_i$ -values. Then, we can construct the superposition  $\sum_{k_1+k_2=k} \sqrt{\binom{n_1}{k_1} \binom{n_2}{k_2}} |0^{n_1-k_1}\rangle$  (modulo proper normalization) one term at a time with controlled  $R_y(2 \cos^{-1} \sqrt{\frac{x_i}{s_i}})$ -rotations up until  $i = k-1$ ; consecutively rotating qubits one-by-one controlled on the value of previous, smaller-endian qubits, see Figure 4. The compilation of a  $CR_y$ -gate into single-qubit and CNOT gates usually takes 2 CNOTs, however for a classical 0-or-1 target, it can be done with 1 CNOT only (with compilation based on knowledge of the classical value).

We can then subtract (in superposition) the Hamming weight  $k_1$  encoded in big-endian unary in the first half of  $n_1$  qubits from the  $|0^{n_2-k} 1^k\rangle$  unary encoding of  $k$  in the second half of  $n_2$  qubits. This can be done with 1 CNOT for each pair  $(q_i, q_{2n_1-i+1})$ . Taking also into account the number of CNOTs of a big-endian unitary  $U_{n_1,k}^{be}$  on the upper  $n_1$  qubits and a little-endian unitary  $U_{n_2,k}^{be}$  on the lower, reversely ordered  $n_2$  qubits, we get the CNOT counts for Ladder architectures (in parentheses) in Table 2.

## C. ‘‘DIVIDE-AND-CONQUER’’ FOR LNN TOPOLOGIES

In our experiments, we are restricted to way sparser architectures. Hence, we additionally fine-tune the ‘‘Divide’’ techniques for Ladder architectures to Linear Nearest Neighbor architectures. We utilized two methods for this:

In the simplest way, we start from the Ladder architecture of Figure 4 and remove vertical connectivities except for  $(q_1, q_{2n_1})$ . We then exchange for each qubit  $q_i$ ,  $i < n_1$  the order of the  $CR_y$  and the subtraction CNOT it controls. When adding  $SWAP$ s and combining each  $CR_y$  gate with one of the  $SWAP$  gates, we get the LNN circuit in Figure 5. Note that, in this case, the  $SWAP$ s as well as the combination of  $CR_y$  and  $SWAP$  gates compile to two CNOTs only, since

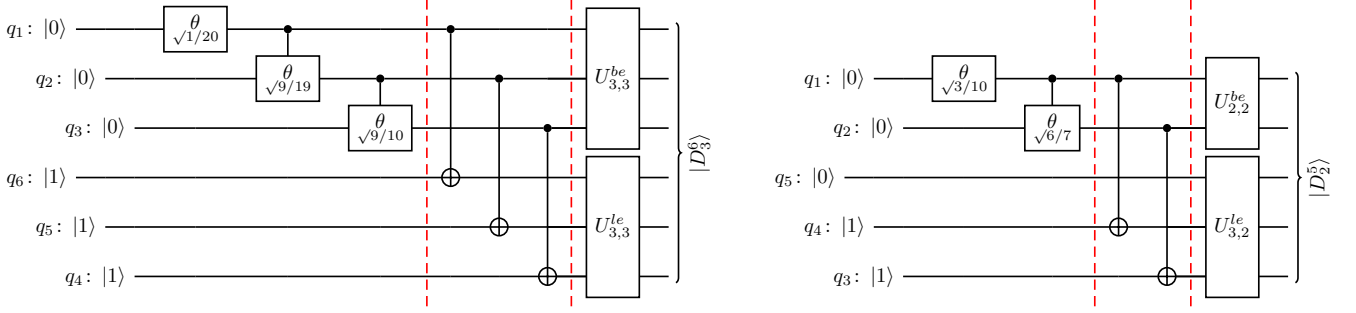


FIGURE 4: Preparations of Dicke States on ladder topologies with a divide-and-conquer approach: The Hamming weight  $k$  is divided between an upper big-endian row of  $n_1 = \lfloor n/2 \rfloor$  qubits and a lower, little-endian row of  $n_2 = \lceil n/2 \rceil$  qubits. The resulting superposed entangled row input weights are conquered with the unitaries  $U_{n_1,k}^{be}$  and  $U_{n_2,k}^{le}$ , respectively.

(LEFT) First we construct the weighted big-endian superposition  $\frac{1}{\sqrt{20}}(\sqrt{1}|000\rangle + \sqrt{9}|001\rangle + \sqrt{9}|011\rangle + \sqrt{1}|111\rangle)$  in the upper row. Note that the numerators 1, 9, 9 and the suffix sums 20, 19, 10 appear as terms in the angle arguments. Next we subtract these weights from the little-endian Hamming weight  $k = 3$  in the lower row. Finally we use Dicke State unitaries on both rows to construct  $|D_3^6\rangle$ . (RIGHT) Same approach for  $|D_2^5\rangle$ , where we first construct  $\frac{1}{\sqrt{10}}(\sqrt{3}|00\rangle + \sqrt{6}|01\rangle + \sqrt{1}|11\rangle)$  in the upper row and subtract from Hamming weight  $k = 2$  in the lower row.

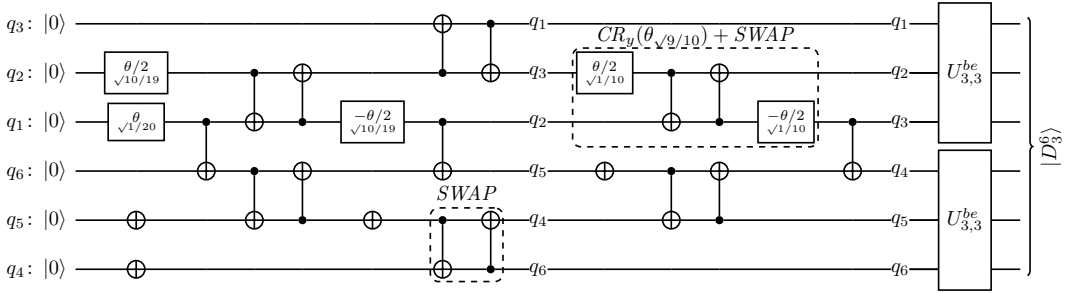


FIGURE 5: Implementation of Dicke state  $|D_3^6\rangle$  on LNN starting from a reverse ordering of the qubit blocks  $(q_1, q_2, q_3)$  and  $(q_4, q_5, q_6)$ : We start with neighboring qubits  $q_1, q_6$ , implement their interaction and then swap them to the far ends of the circuit. While doing so, we use the fact that controlled- $R_y$ s and  $SWAP$ s target qubits in a classical state, which reduces implementations of  $SWAP$  and  $CR_y + SWAP$  interactions to two  $CNOT$ s each.

For the “Divide” part we get a  $CNOT$  count of 15 and a  $CNOT$  depth of 8, while for the “Conquer” part in the big-endian unitaries  $U_{3,3}^{be}$  we have 9  $CNOT$ s. Overall we get a  $CNOT$  count of 33 and a  $CNOT$  depth of 17.

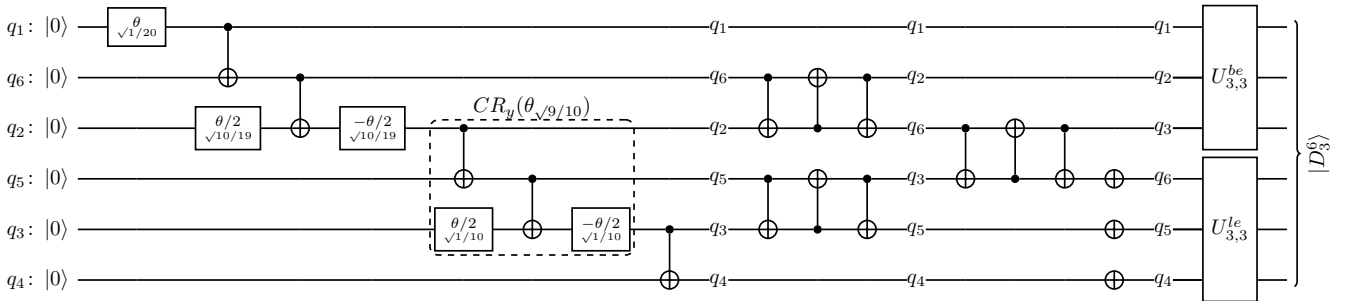


FIGURE 6: Implementation of Dicke state  $|D_3^6\rangle$  on LNN starting from an interleaved ordering of the qubit blocks  $(q_1, q_2, q_3)$  and  $(q_4, q_5, q_6)$ : We use the interjacent qubits  $q_6, q_5, q_4$  while preparing the qubits  $q_1, q_2, q_3$ . While doing so, their assignment is flipped compared to the supposed superposition, hence we apply  $X$ -gates in the last step of the “Divide” part.  $CR_y$  gates still target qubits in a classical state, hence they can be implemented with 1  $CNOT$  each. Un-interleaving now needs  $SWAP$ s to be decomposed into 3  $CNOT$ s each. Furthermore, the circuit parallelizes less than the method given in Figure 5.

For the “Divide” part we get a  $CNOT$  count of 14 and a  $CNOT$  depth of 11, while for the “Conquer” part in the big/little-endian unitaries  $U_{3,3}^{be}$ ,  $U_{3,3}^{le}$  we have 9  $CNOT$ s. Overall we get a  $CNOT$  count of 32 and a  $CNOT$  depth of 20.

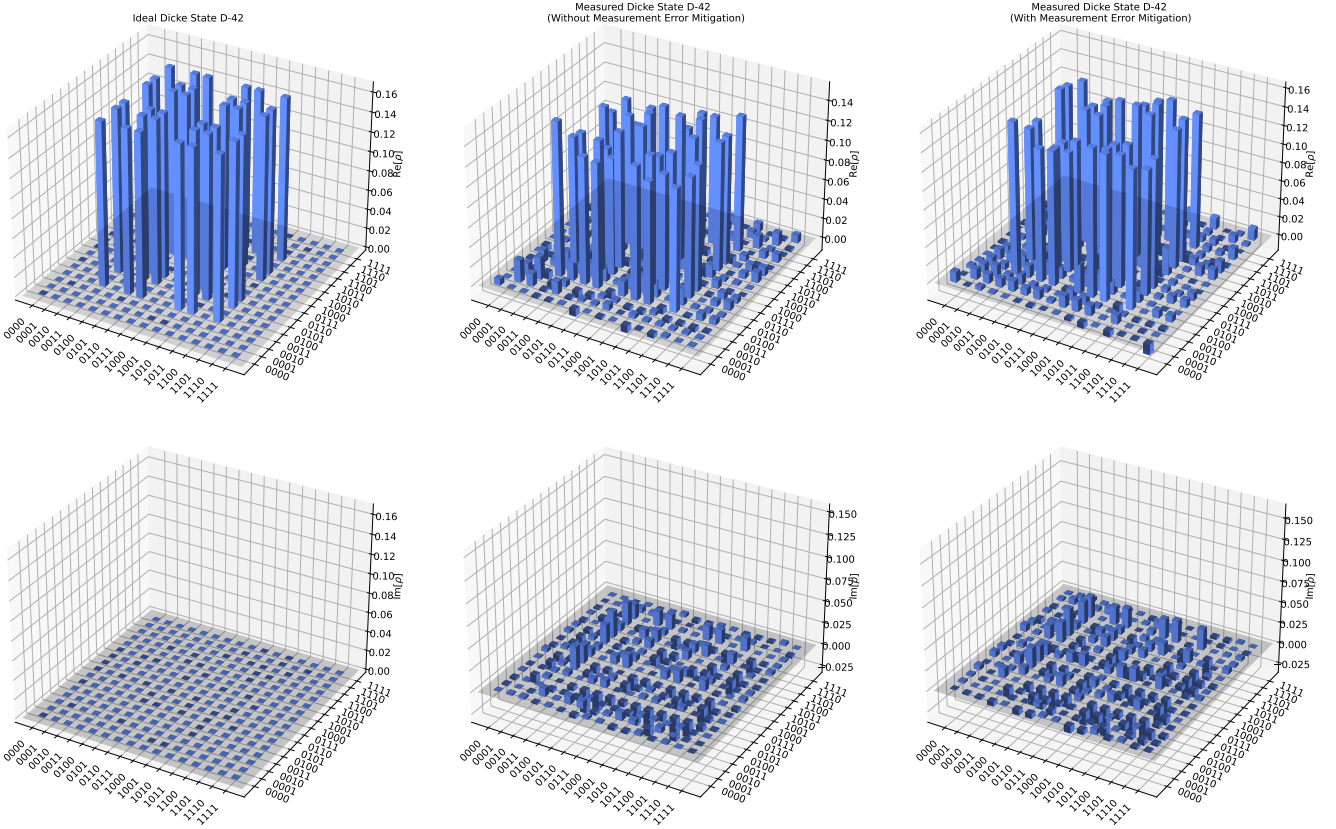


FIGURE 7: State city plots-pdf of (LEFT) pure Dicke State  $|D_2^4\rangle\langle D_2^4|$ , (MIDDLE) measured state  $\rho$ , (RIGHT) error-mitigated  $\rho$ . In each column, the (TOP) plot shows the real value of the corresponding density matrix entry  $\rho_{ij}$  and the (BOTTOM) plot the imaginary part. The measured states were prepared on IBM Q Montreal using state tomography circuits with an initial layout provided transpilation, with and without the use of measurement error mitigation.

at the moment of applying the gates, their target is still in a classical state.

An additional option is given in Figure 6. Here the circuits starts with the qubits  $(q_1, \dots, q_{n_1})$  and  $(q_n, \dots, q_{n_1+1})$  interleaved. This approach decreased the CNOT count only for the Dicke state  $|D_3^6\rangle$  while simultaneously increasing the CNOT depth for all values of  $n, k$ . Hence we only used this approach in experiments for  $|D_3^6\rangle$ .

For  $k = 1$  the first approach retrieves the circuits of previous W-state experiments [8]. Interactive drag-and-drop implementations of our circuits in the Quirk simulator [10] are behind the following links:  $|D_2^2\rangle$ ,  $|D_3^3\rangle$ ,  $|D_4^4\rangle$ ,  $|D_5^5\rangle$ ,  $|D_2^5\rangle$ ,  $|D_1^6\rangle$ ,  $|D_2^6\rangle$ ,  $|D_3^6\rangle$ ,  $|D_3^6\rangle$  (interleaved).

#### IV. METHODS

In this section, we discuss our experimental setup, the evaluated metrics (quantum state fidelity, Hellinger fidelity, and measured success probability), as well as relations between those and existing benchmarks.

##### A. DEFINITIONS

Informally, our goal is to measure how well our circuits prepare the Dicke states  $|D_k^n\rangle$  for  $n \leq 6$ ,  $k \leq n/2$  on IBM Q

devices Sydney and Montreal. To make this precise, we first introduce some notation. On one hand, on an ideal quantum device, our circuits would prepare the pure quantum state  $\delta := |D_k^n\rangle\langle D_k^n|$ . When measured in the computational basis, the probability  $q_i$  to get basis state  $|i\rangle$  is

$$q_i = \text{tr}(|i\rangle\langle i| \delta) = \langle i | D_k^n \rangle \langle D_k^n | i \rangle = \begin{cases} \frac{1}{\binom{n}{k}} & \text{if } HW(i) = k, \\ 0 & \text{otherwise.} \end{cases} \quad (4)$$

On the other hand, due to noise on current NISQ devices, the circuits prepare a noisy mixed state [22], denoted with the density matrix  $\rho$ , a positive semi-definite Hermitian matrix. A computational basis measurement gives basis state  $|i\rangle$  with probability  $p_i := \text{tr}(|i\rangle\langle i| \rho) = \langle i | \rho | i \rangle = \rho_{ii}$ . As we can neither directly observe the mixed state  $\rho$  nor the probabilities  $(p_i)_i$ , we fit the results of quantum state tomography circuits with a maximum-likelihood estimation [16], while we use relative frequencies of sampling  $|i\rangle$  to estimate the probability  $p_i$ . All of this is natively supported in QISKIT [26].

As an example, we show density matrices  $\delta = |D_2^4\rangle\langle D_2^4|$  and  $\rho$  as state city plots-pdf in Figure 7, with two versions of the experimentally derived  $\rho$ : one that we get from the state tomography circuit results, and one which we get from

the results combined with measurement error mitigation, discussed in Subsection IV-C and in more detail in V-B.

### 1) Quantum Fidelity

Quantum state fidelity is a quantitative measure on the closeness of two quantum states. In our context, it measures how close the output state  $\rho$  of a Dicke state preparation circuit is to the ideal expected state  $|D_k^n\rangle$ . Thus the fidelity signifies the probability that  $\rho$  passes the yes/no test of being the pure  $|D_k^n\rangle$  (with the test being the measurement of the observable  $\delta = |D_k^n\rangle\langle D_k^n|$ ) [17].

More generally, the fidelity between  $\delta$  and  $\rho$  can range from 0 to 1 and is defined as<sup>1</sup>

$$F(\delta, \rho) = \left[ \text{tr} \left( \sqrt{\sqrt{\delta}\rho\sqrt{\delta}} \right) \right]^2, \quad (5)$$

where  $\sqrt{\rho}$  denotes the unique positive semi-definite square root of  $\rho$  such that  $\sqrt{\rho}\sqrt{\rho} = \sqrt{\rho}^\dagger\sqrt{\rho} = \rho$ . Since  $\delta$  in our case is pure and thus  $\sqrt{\delta} = \delta$ , Equation 5 reduces to

$$F(|D_k^n\rangle, \rho) = \langle D_k^n | \rho | D_k^n \rangle. \quad (6)$$

Finally, if  $\rho$  were be a pure state as well,  $\rho = |\psi\rangle\langle\psi|$ , the fidelity would reduce to the squared state overlap

$$F(|D_k^n\rangle, \psi) = |\langle D_k^n | \psi \rangle|^2. \quad (7)$$

To determine the density matrix  $\rho$  describing the mixed state prepared by our Dicke state circuits on IBM Q devices, we run full state tomography with  $3^n$  different circuits, each sampling the prepared state in a particular Pauli basis.

### 2) Hellinger Fidelity

In the case of classical probabilities (where density matrices reduce to diagonal matrices with  $\delta_{ii} = q_i$ ,  $\rho_{ii} = p_i$ ), the quantum fidelity (5) reduces to an analogous measure for the similarity between two probability distributions  $p = (p_i)_i$ ,  $q = (q_i)_i$  called Hellinger fidelity

$$H(q, p) = \left[ \sum_{i=1}^n \sqrt{p_i \cdot q_i} \right]^2. \quad (8)$$

The Hellinger fidelity is related to maybe better known measures Hellinger distance  $HD = \frac{1}{\sqrt{2}} \sqrt{\sum (\sqrt{p_i} - \sqrt{q_i})^2}$  [13] and Bhattacharya coefficient  $BC = \sum \sqrt{p_i \cdot q_i}$  [3] through  $H = BD^2 = (1 - HD^2)^2$ .

The Hellinger fidelity between the ideal Dicke state probability distribution  $q_i$  from Equation 4 and the measurement probabilities  $p_i = \rho_{ii}$  for Dicke states prepared on IBM Q only depends on the diagonal elements of the state's density matrix  $\rho$ , thus ignoring information on coherence between different basis states. On the plus side, this circumvents the high number of tomography circuits, as  $p_i$  can be estimated from the relative frequency of samples  $|i\rangle$  we get from measuring the Dicke state preparation circuit in the computational basis.

<sup>1</sup>We note that some authors [22] use the non-squared trace as an alternative definition for fidelity,  $F'(\delta, \rho) = \text{tr} \left( \sqrt{\sqrt{\delta}\rho\sqrt{\delta}} \right)$ .

### 3) Measured Success Probability

An even more simplistic measure has been used in the literature [20], which is to simply estimate the probability that a measurement in the computational basis yields a state  $|i\rangle$  with Hamming weight  $HW(i) = k$ . We call this the measurement success probability:

$$M_k(p) = \sum_{HW(i)=k} p_i. \quad (9)$$

The measurement success probability not only drops the evaluation of coherence, but also does not discriminate between a uniform distribution over Hamming weight  $k$  states and skewed distributions with the same success probability. We now explore the relation between the three measures from Equations (6), (8) and (9) and existing benchmarks.

## B. RELATIONSHIP OF MEASURES, BENCHMARKS

As we have seen, the measures quantum fidelity  $F$ , Hellinger fidelity  $H$  and measurement success probability  $M_k$  intuitively are increasingly less strict. This is also true mathematically, i.e. we show the relation  $F \leq H \leq M_k$ :

$$\begin{aligned} F(|D_k^n\rangle, \rho) &= \langle D_k^n | \rho | D_k^n \rangle = \langle D_k^n | Id \sqrt{\rho}^\dagger \sqrt{\rho} Id | D_k^n \rangle \\ &= \sum_{i=1}^n \sum_{j=1}^n \langle D_k^n | i \rangle \langle i | \sqrt{\rho}^\dagger \sqrt{\rho} | j \rangle \langle j | D_k^n \rangle \\ &\stackrel{CS}{\leq} \sum_{i=1}^n \sum_{j=1}^n \underbrace{\langle D_k^n | i \rangle}_{\sqrt{q_i}} \underbrace{\langle i | \rho | i \rangle}_{\sqrt{p_i}} \underbrace{\langle j | \rho | j \rangle}_{\sqrt{p_j}} \underbrace{\langle j | D_k^n \rangle}_{\sqrt{q_j}} \\ &= \left( \sum_{i=1}^n \sqrt{q_i p_i} \right)^2 = H(p, q) \stackrel{(4)}{=} \left( \sum_{HW(i)=k} \sqrt{q_i} \sqrt{p_i} \right)^2 \\ &\stackrel{CS}{\leq} \left( \sum_{HW(i)=k} q_i \right) \left( \sum_{HW(i)=k} p_i \right) \stackrel{(4)}{=} M_k(p), \end{aligned}$$

where we used the Cauchy-Schwarz inequality (CS) and the  $q_i$  definition (4) twice each.  $\square$

We will be interested in how well the classical measures Hellinger fidelity and measurement success probability upper bound the classical fidelity. Note that because  $\rho$  and  $p_i$  are only estimated through a maximum-likelihood fitter and relative frequencies of samples, respectively, there is a small chance for statistical fluctuations violating the inequalities.

In lieu of lower bounds, we turn instead to existing benchmarks for quantum fidelities with Dicke states (see Figure 1):

- quantum fidelities ranging from  $\sim 0.95$  to  $\sim 0.75$  [8] for W state preparation of  $|D_1^2\rangle$ ,  $|D_1^3\rangle$ ,  $|D_1^4\rangle$ ,  $|D_1^5\rangle$ ,
- quantum fidelity of 0.53 [20] for the  $|D_2^4\rangle$  preparation,
- squared state overlaps (7) ranging from 0.5 to 0.3125 for product states  $(\sqrt{1-k/n}|0\rangle + \sqrt{k/n}|1\rangle)^{\otimes n}$ .

The latter is actually the state with highest quantum fidelity with  $|D_k^n\rangle$  among all  $n$ -qubit product states. We will prove this formally, as it is not clear a priori: based on the symmetry of Dicke states, we know that any symmetric permutation of qubits in a product state can not change its squared state

overlap with the Dicke state, however this does not imply directly that the best possible product state itself has to be symmetric. Let  $|\psi\rangle = \bigotimes_{i=1}^n (a_i |0\rangle + b_i |1\rangle)$  be any  $n$ -qubit product state, where  $|a_i|^2 + |b_i|^2 = 1$ . We are interested in all terms of the state vector which have Hamming weight  $k$ , i.e. whose amplitudes consist of  $n - k$  as and  $k$  bs. Then its quantum fidelity with  $|D_k^n\rangle$  satisfies  $|\langle D_k^n | \psi \rangle|^2$

$$\begin{aligned}
&= \left| \frac{1}{\sqrt{\binom{n}{k}}} a_{i_1} \cdots a_{i_{n-k}} \sum_{1 \leq i_1 \leq \dots \leq i_k \leq n} \frac{b_{i_1} \cdots b_{i_k}}{a_{i_1} \cdots a_{i_k}} \right|^2 \\
&\stackrel{CS}{\leq} \frac{1}{\binom{n}{k}} \left( \sum_{1 \leq i_1 \leq \dots \leq i_{n-k} \leq n} |a_{i_1}|^2 \cdots |a_{i_{n-k}}|^2 \right) \left( \sum_{1 \leq i_1 \leq \dots \leq i_k \leq n} |b_{i_1}|^2 \cdots |b_{i_k}|^2 \right) \\
&= \frac{\binom{n}{k}^2}{\binom{n}{k}} \left( \frac{\sum_{1 \leq i_1 \leq \dots \leq i_{n-k} \leq n} |a_{i_1}|^2 \cdots |a_{i_{n-k}}|^2}{\binom{n}{n-k}} \right) \left( \frac{\sum_{1 \leq i_1 \leq \dots \leq i_k \leq n} |b_{i_1}|^2 \cdots |b_{i_k}|^2}{\binom{n}{k}} \right) \\
&\leq \binom{n}{k} \left( \frac{\sum_{i=1}^n |a_i|^2}{n} \right)^{n-k} \left( \frac{\sum_{i=1}^n |b_i|^2}{n} \right)^k \\
&= \frac{\binom{n}{k}^2}{n^n k^{n-k} (n-k)^k} \left( k \sum_{i=1}^n |a_i|^2 \right)^{n-k} \left( (n-k) \sum_{i=1}^n |b_i|^2 \right)^k \\
&\stackrel{GA}{\leq} \frac{\binom{n}{k}^2}{n^n k^{n-k} (n-k)^k} \left( \frac{(n-k)k \sum_{i=1}^n |a_i|^2 + k(n-k) \sum_{i=1}^n |b_i|^2}{n} \right)^n \\
&= \frac{\binom{n}{k}^2 k^n (n-k)^n}{n^n k^{n-k} (n-k)^k} = \binom{n}{k} \left( \frac{k}{n} \right)^k \left( \frac{n-k}{n} \right)^{n-k},
\end{aligned}$$

where we used the inequalities of Cauchy-Schwarz (CS), of Maclaurin for elementary symmetric polynomials (M) and of the Geometric & Arithmetic Mean (GA). In the inequalities, equalities hold for Maclaurin if all  $|a_i|^2$  are equal (and all  $|b_i|^2$  are equal, respectively), for the Geometric & Arithmetic Mean if  $(n-k) \sum |b_i|^2 = k \sum |a_i|^2$  and for Cauchy-Schwarz if the fractions  $\frac{b_{i_1} \cdots b_{i_k}}{a_{i_1} \cdots a_{i_k}}$  have the same value for all index choices  $i_1, \dots, i_k$ . Equality along the whole chain thus holds if for all  $i$  we have  $a_i = \sqrt{1 - k/n}$ ,  $b_i = \sqrt{k/n}$ .  $\square$

## C. EXPERIMENTAL SETUP

### 1) Measurement Error Mitigation:

Noise in gate-level quantum computers generates measurement results that are far away from the results expected from an ideal quantum computer. Unusual behavior of physical quantum gates and relaxation of quantum energy over time are considered the primary source of noise which represents a massive challenge in quantum computing. There is another form of noise that occurs during the final measurement step that affects the perfect output state and outputs randomly perturbed noisy state. It is possible to understand the effect of those measurement errors by first generating circuits for all possible  $2^n$  basis states and measuring them on a real quantum system to find the probability of each states. Theoretically these perfect basis states becomes noisy before returning to the user as output i.e.  $Output_{actual} = M_{noise} * Output_{ideal}$ . If we can compute the matrix that when multiplied with the ideal state generates the measured state, it is possible to get the mitigated output. From linear

algebra, the inverse of  $M_{noise}$  can be applied to mitigate the measurement errors from the  $Output_{actual}$  state i.e.  $Output_{mitigated} = M_{noise}^{-1} * Output_{actual}$  [25].

### 2) Transpilation

We construct circuits for Dicke States  $|D_k^n\rangle$  where  $n = 2, 3, 4, 5, 6$  and  $k = 1, 2, 3$  using the divide and conquer approach described in Section III. IBM QISKIT compiler (version: 0.26.2) is used to compile the logical circuits onto the specified hardware using the native gate set. QISKIT offers different transpilation & optimization options that generate custom transpiled circuits. For this experiment, we set the QISKIT optimization level to 3 and use three different transpilation options: i) **Default**: We only use the default options. ii) **Initial Layout Provided**: We provide a subgraph of the required number of qubits as the initial layout where we choose the qubits focusing on LNN connectivity & gate error rate. iii) **Noise Adaptive**: We set *layout\_method* argument as *noise\_adaptive* and depend on QISKIT to select qubits. In the noise adaptive mapping, the qubits are selected using the specific machine topology and daily calibration data from IBM. It avoids qubits with high error rates and low coherence times to enable maximum reliability for CNOTs and reduce qubit movements [21].

### 3) Evaluation

To verify the circuits, we compute the quantum fidelity to measure the closeness of the prepared state  $\rho$  to the Dicke state  $|D_k^n\rangle$ . To calculate  $\rho$ , we first generate state tomography circuits in each measurement combination of the Pauli X, Y, and Z bases for  $n$ -qubits that give a total of  $3^n$  measurement circuits. We run the tomography circuits in IBM Q systems and calculate fidelity between pure output state and tomography circuit measurement. For this experiment, we selected IBM Q Sydney and IBM Q Montreal quantum systems from the IBM Quantum Experience cloud service. IBM Q Sydney and IBM Q Montreal have the same elongated hexagon topology on their 27 qubits. The quantum volume of IBM Q Sydney is 32 and the quantum volume of IBM Q Montreal is 128. The average CNOT gate error in IBM Q Sydney & IBM Q Montreal is 0.0114 and 0.1522 where the average readout error is 0.05078 and 0.02028, respectively.

We apply measurement calibration to mitigate noise in the final measurement steps of the tomography circuits. We use the QISKIT ignis package to mitigate the noise by first creating a measurement filter object, then applying the filter to the actual output state. Then we compute fidelity again between the ideal state and error mitigated output state to compare with the previous fidelity.

We also compare quantum fidelity with Hellinger fidelity and measured success probability for different transpilation options. For each experiment, we run all  $3^n$  tomography circuits using `'qiskit.execute'` where all the circuits are executed together and `'IBMQJobManager.run'` where we split the circuits into multiple jobs and set to execute a fixed number of circuits in a job.



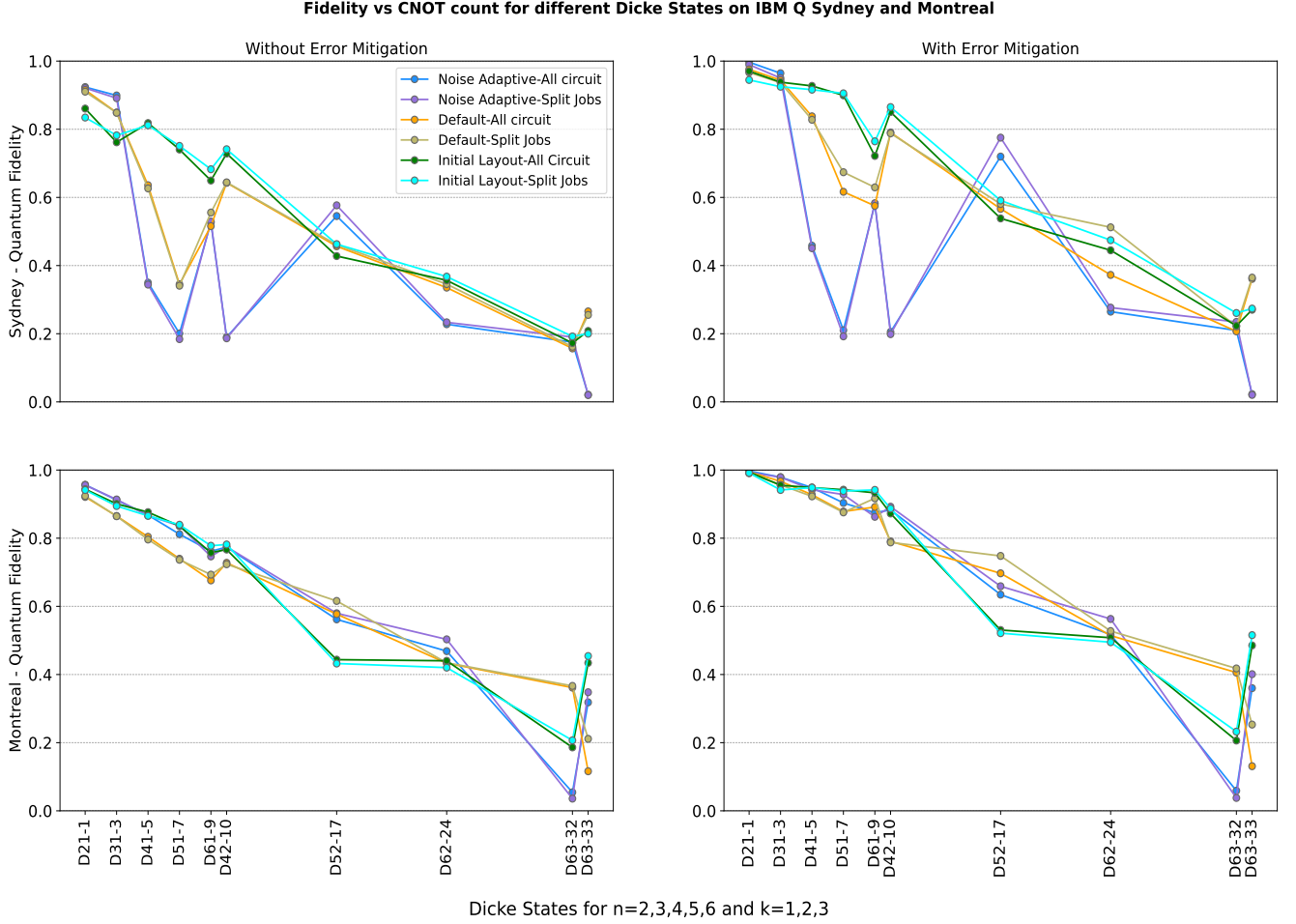


FIGURE 8: Measured fidelity of Dicke States for IBM Q Sydney system without error mitigation (top left) & with error mitigation (top right) and IBM Q Montreal system without error mitigation (bottom left) & with error mitigation (bottom right) using different transpilation method of QISKIT. We varied default, noise adaptive and initial layout provided transpilation of QISKIT with optimization level 3. Additionally we applied error mitigation techniques of QISKIT to reduce measurement noise from the output.

## V. RESULTS

We explain experimental results on IBM Q Sydney and Montreal systems for the different Dicke States using the transpilation options described in Subsection IV-C. We denote the Dicke State circuits as  $Dnk-r$  where  $n = \{2, 3, 4, 5, 6\}$  represents the number of qubits,  $k = \{2, 3, 4, 5, 6\}$  represents the Hamming weight, and  $r$  denotes the number of CNOT gates in the circuit. All in all, the Dicke states  $|D_2^1\rangle, |D_3^1\rangle, |D_4^1\rangle, |D_5^1\rangle, |D_6^1\rangle, |D_4^2\rangle, |D_5^2\rangle, |D_6^2\rangle$  and  $|D_6^3\rangle$  are prepared by circuits D21 - 1, D31 - 2, D41 - 5, D51 - 7, D61 - 9, D42 - 10, D52 - 17, D62 - 24, D63 - 32 & D63 - 33. The experiments using ‘*qiskit.execute*’ are denoted as ‘*All circuit*’ and experiments with ‘*IBMQJobManager.run*’ are denoted as ‘*Split jobs*’.

### A. QUANTUM STATE FIDELITIES

We first study quantum state fidelities with respect to the number of CNOT gates required for all Dicke State circuits

$Dnk-r$  on different quantum backends. Figure 8 shows measured quantum fidelity of all Dicke States on IBM Q Sydney and IBM Q Montreal system for different transpilation options of IBM QISKIT. Each plot has six lines representing different transpilation techniques and job execution methods outlined in Section IV. The Dicke States are sorted (left to right) according to the number of required CNOT gates in the untranspiled circuit. The plots-pdf show that for almost all experiments, ‘*Split jobs*’ is equal to or slightly better than ‘*All circuit*’ execution; for these experiments, ‘*Split jobs*’ option has fewer circuits than ‘*All circuit*’ per job.

We present how fidelity changes if we apply measurement error mitigation techniques to the measurement result for each experiment. The left two plots-pdf show quantum fidelities on Sydney & Montreal without error mitigation techniques and the right two plots-pdf show quantum fidelities after applying error mitigation techniques. We observe that for both Sydney & Montreal, measurement error mitigation

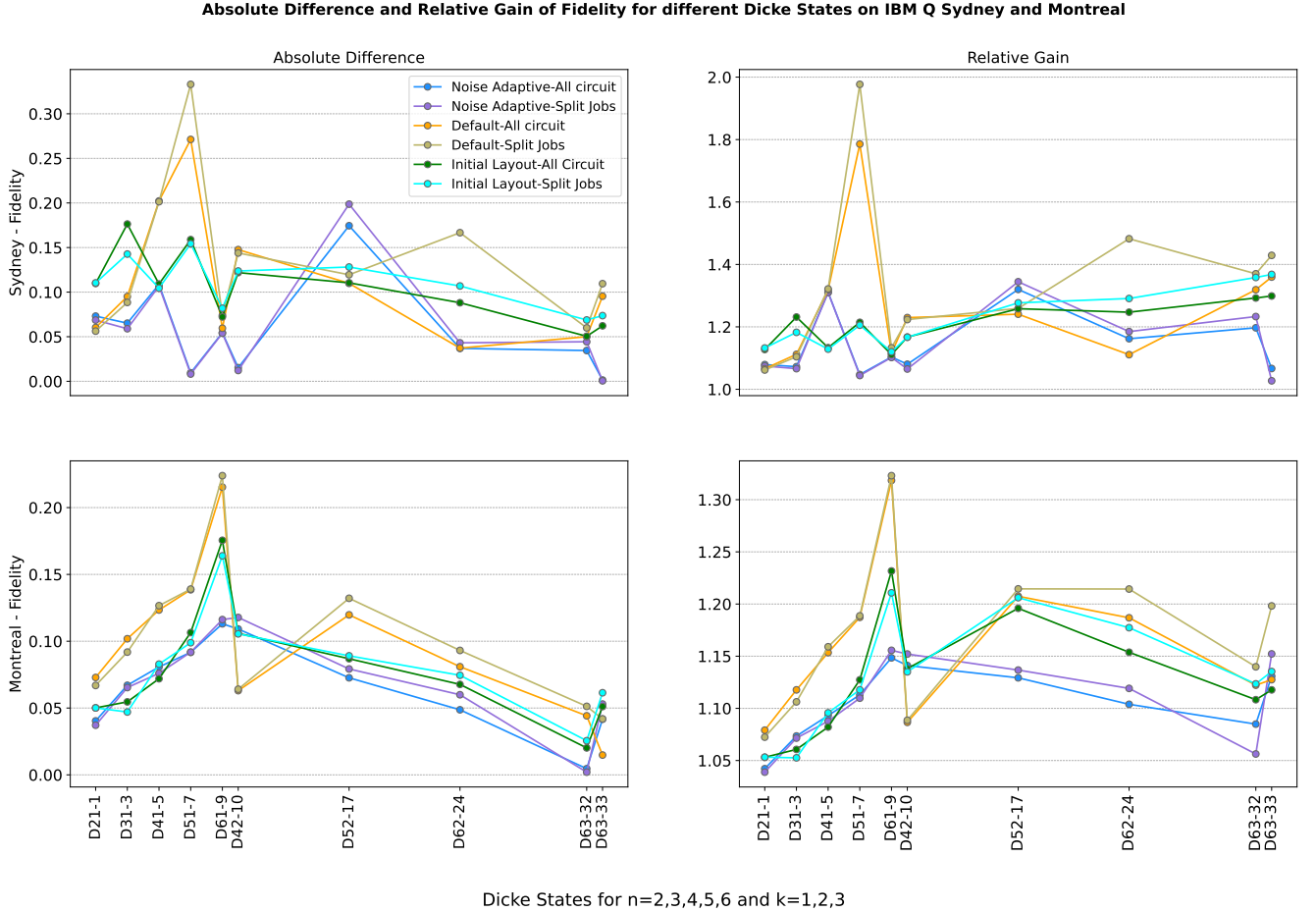


FIGURE 9: Absolute difference and relative gain of quantum fidelity Dicke States fidelities on IBM Q Sydney (left) and IBM Q Montreal system (right) are measured using different transpilation method of QISKIT with and without applying error mitigation techniques.

reduces noise from the output and increases quantum state fidelities irrespective of circuit length and width.

Theoretically, the number of CNOT count and quantum fidelity measure should have a negative correlation i.e. when CNOT count increases, fidelity measure decreases, and vice versa. We observe that fidelities for Montreal follow this trend for all states with chosen transpilation methods except for state D63-32 where the fidelities are less than state D63-33. From our circuit design, the circuit depth of state D63-32 is (depth = 29) is less than the circuit depth of state D63-32 (depth = 33). So, we can say that reduction in circuit depth increases parallel execution of gates and thus decreases the overall error rate. However, we see from the plot that circuits using default transpilation do not obey this trend for the Montreal backend. We also note that fidelities for Sydney are more distorted especially for noise adaptive transpilation of circuits D41-5, D51-7, D61-9, and D42-10. We investigate the circuit after noise adaptive transpilation and find that the chosen qubits are sometimes not connected which adds more ancilla qubits and thus increases the number of gates. Besides, we find almost similar characteristics for IBM Q

Sydney and Montreal using the initial layout provided and default transpiled circuits.

Overall, IBM Q Montreal behaves better with better fidelities than Sydney and there is no irritating ups and down like Sydney. Thus it can be said that the newer system (Montreal) is better and it indeed deserves better Quantum Volume (QV) ranking. Fidelity values of more than 0.5 give us high confidence that the IBMQ devices indeed manage to create entanglement in the Dicke states.

### B. INFLUENCE OF MEASUREMENT ERROR MITIGATION

To investigate the effect of measurement error mitigation on output, first, we present the absolute difference of quantum fidelities before and after applying error mitigation techniques on IBM Q Sydney & Montreal backend in Figure 9. Similarly, Figure 9 shows the gain of quantum fidelities before and after applying error mitigation techniques on those backends. Six lines are representing different transpilation options and execution methods. All Dicke states denoted using the form  $Dnk-r$  are sorted according to number of CNOT gates of untranspiled circuit..

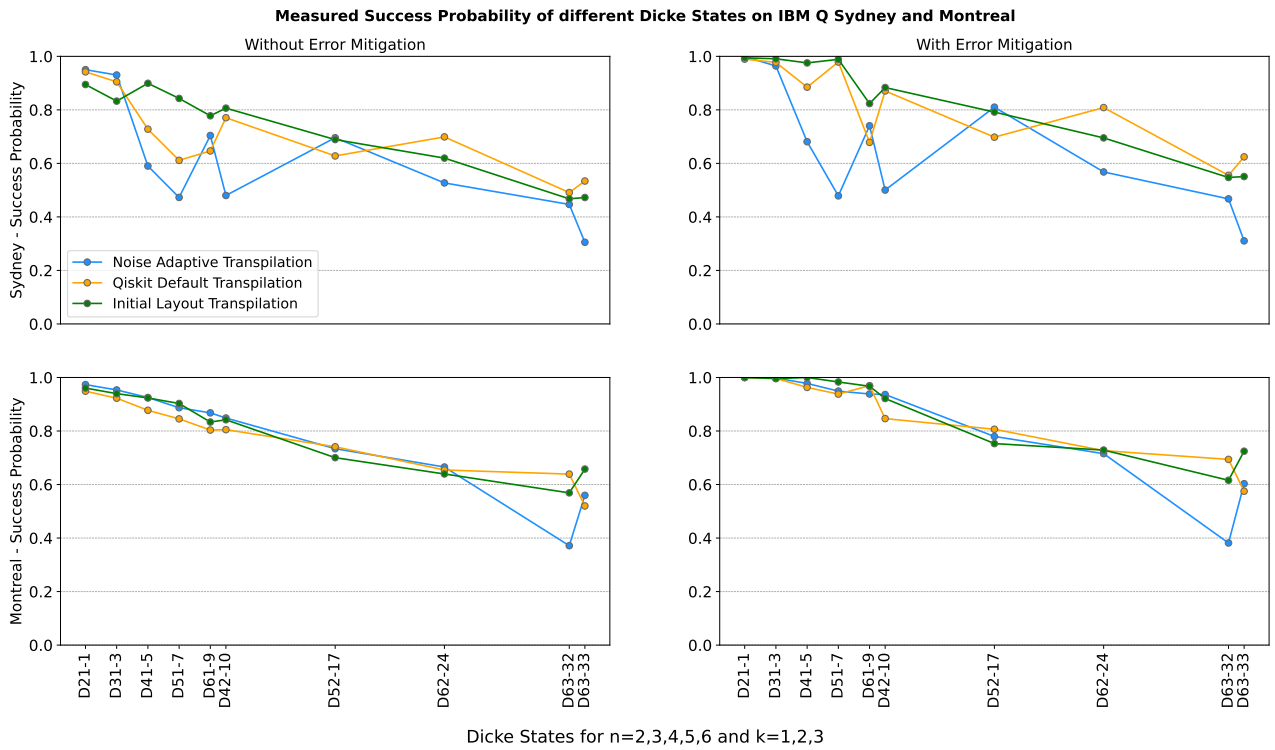


FIGURE 10: Measured Success Probability of different Dicke States on IBM Q Sydney without error mitigation (top left) & with error mitigation (top right) and on IBM Q Montreal without error mitigation (bottom left) & with error mitigation (bottom right) using QISKIT's different transpilation with optimization level 3

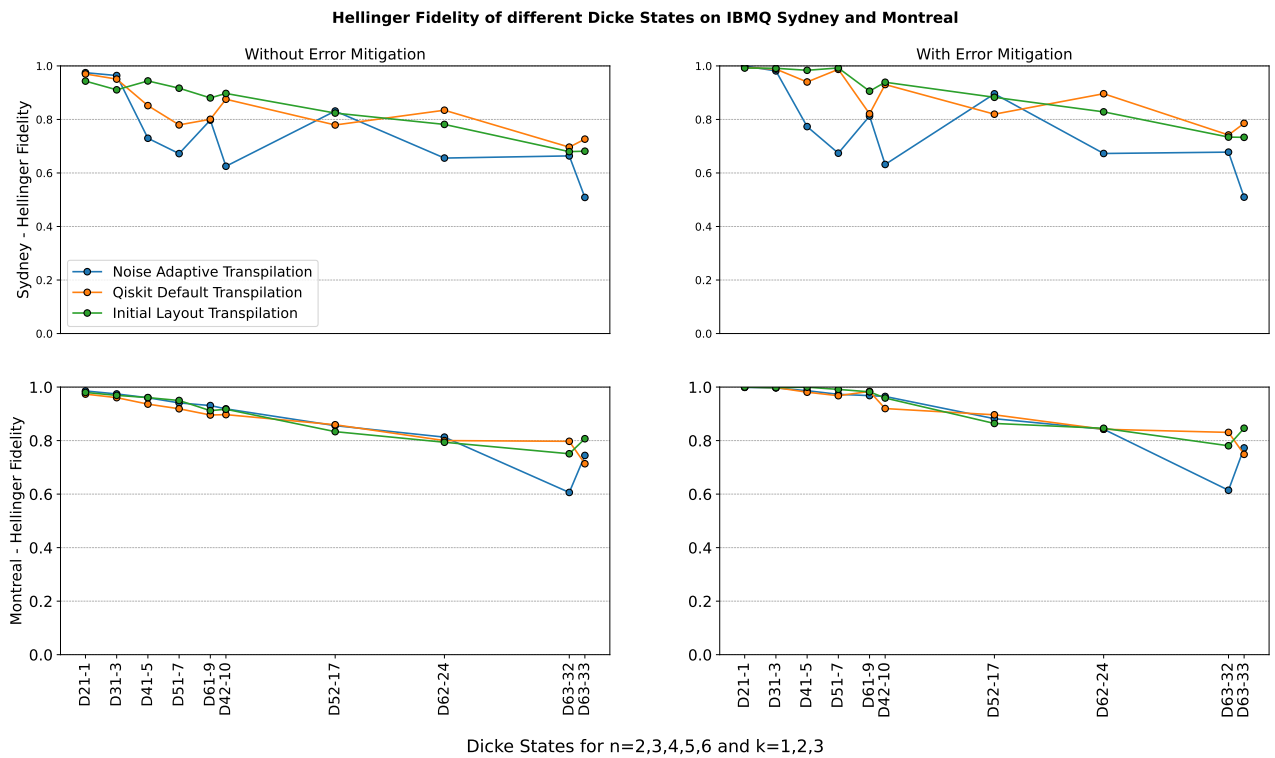


FIGURE 11: Hellinger fidelity of Dicke States for IBM Q Sydney system without error mitigation (top left) & with error mitigation (top right) and IBM Q Montreal system without error mitigation (bottom left) & with error mitigation (bottom right) using different transpilation method of QISKIT.

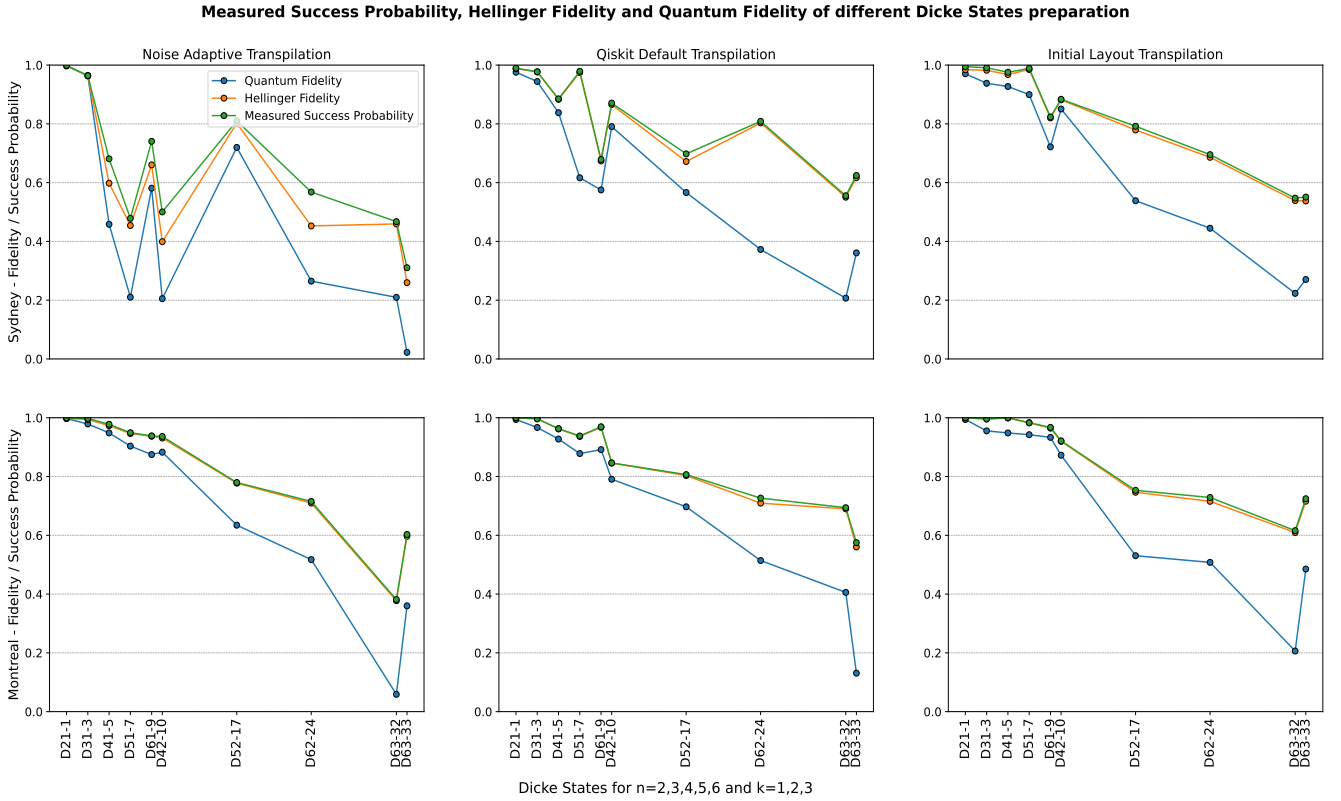


FIGURE 12: Measured Success Probability, Hellinger Fidelity and Quantum Fidelity of different Dicke States on IBM Q Sydney (upper three) and on IBM Q Montreal (bottom three) with error mitigation using QISKIT’s different transpilation with optimization level 3

From Figure 9, we observe that in most of the cases, with the increasing number of the qubits, the gain of quantum fidelity increases. Additionally, for the same value of  $n$ , fidelity gain is higher for smaller  $k$ . This is expected because, for the same  $n$ , the higher value of  $k$  represents a more complex circuit that has more circuit noise than measurement noise. So, when we apply measurement error mitigation on a less complex circuit (smaller  $k$ ) for the same  $n$ , we get a higher fidelity gain. In general, circuits with an increasing number of qubits get more benefited from measurement error mitigation. For states with the same circuit length, circuit noise dominates over measurement noise in a more complex circuit. However, we observe some exceptions in IBM Q Sydney & Montreal for noise adaptive and initial layout provided transpilation option.

### C. INFO FROM CLASSICAL DISTRIBUTION

Theoretically, quantum fidelity is upper bounded by the Hellinger fidelity, which in turn is upper bounded by the success probability of output states i.e  $Quantum\ Fidelity \leq Hellinger\ Fidelity \leq Measured\ Success\ Probability$ . As we discussed before, quantum fidelity requires  $3^n$  tomography circuits which can be costly and time consuming. Another approach could be to calculate Hellinger fidelity and measured success probability to get an estimation of quantum

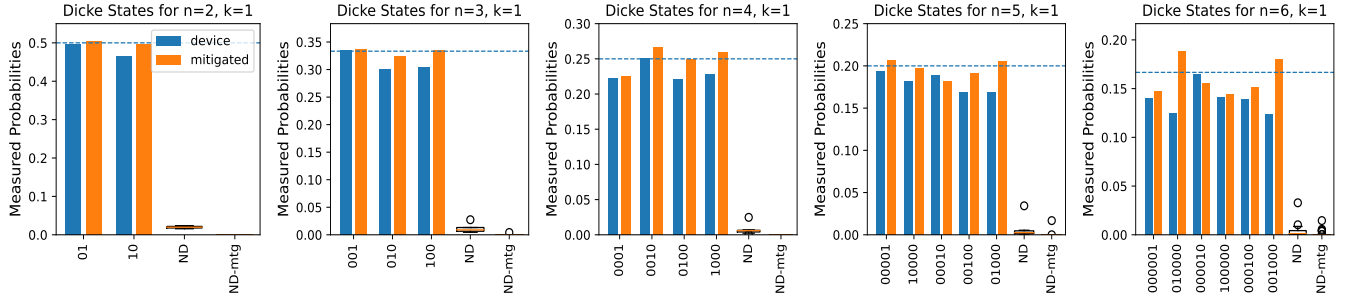
fidelity of our circuit. In this section, we will explore a comparative study of measured success probability, Hellinger fidelity, and quantum fidelity for our proposed Dicke state preparation circuits. From this section, we only present results from our ‘All Circuit’ execution to avoid complexity.

Figure 10 & 11 shows measured success probability and Hellinger fidelity of different Dicke States on IBM Q Sydney and Montreal backend. We observe that measurement error mitigation increases measured success probability and Hellinger fidelity for both backends. We can find a linear decrease of success rate and Hellinger fidelity in the plot for states sorted (left to right) according to the number of required CNOT gates. However, there are some outlier points in both the plots-pdf especially for noise adaptive transpilation on the IBM Q Sydney backend. Recall that noise adaptive transpilation prioritizes error rates for selecting qubits that sometimes choose non-neighboring qubits. This induces overhead of ancilla qubits in the circuit for multi-qubits gates such as CNOT which leads to the lower count of the correct output state. By definition, success probability depends on the number of correct states among a total number of shots, and Hellinger distance is calculated using the probabilities from correct and incorrect states.

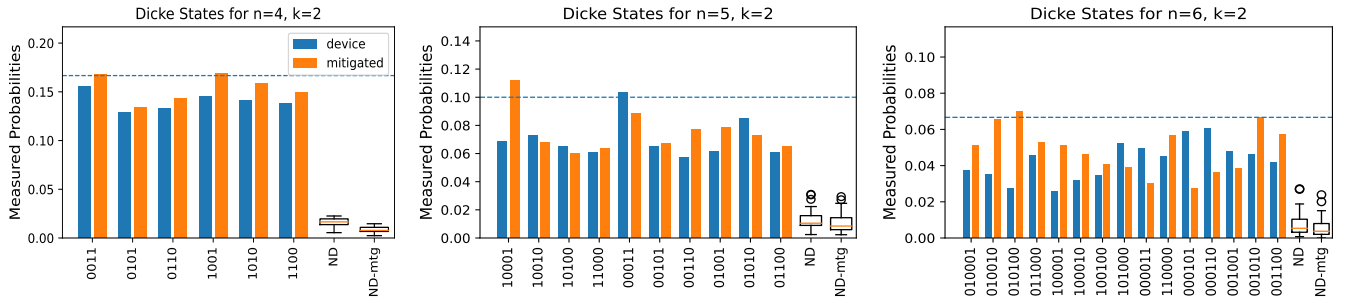
In Figure 12, we present all three measures i.e measured success probability, Hellinger fidelity and quantum fidelity

## Success Probabilities of Correct and Incorrect Hamming Weight States for Dicke States ( $n = 2,3,4,5,6$ and $k = 1,2,3$ )

### Hamming weight, $k=1$ :



### Hamming weight, $k=2$ :



### Hamming weight, $k=3$ :

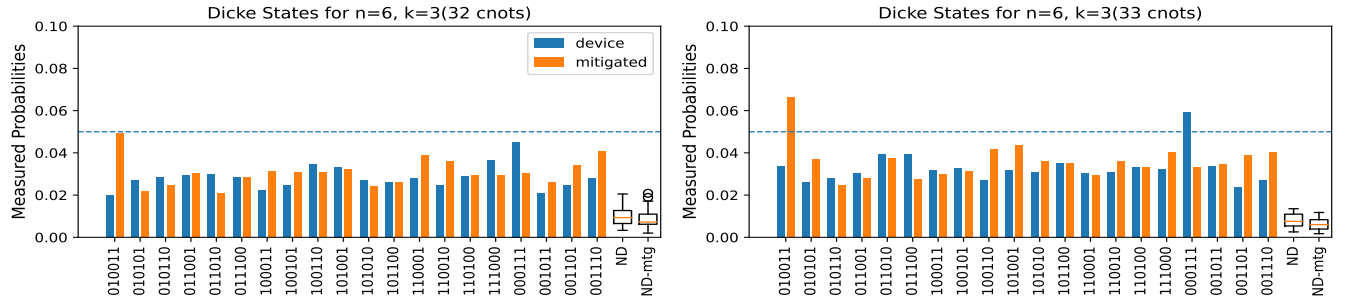


FIGURE 13: Measured Probability of correct Hamming weights vs. incorrect Hamming weight distribution for Dicke States for  $n = 2, 3, 4, 5$  and  $k = 1, 2, 3$  using initial layout provided transpilation with optimization level 3. The results are obtained from our experiments in IBM Q Montreal device. Here, ‘ND’ denotes the distribution of incorrect Hamming weight states (Non-Dicke). The ‘blue’ bar represents success rate without error mitigation while ‘red’ bar represents success rate with error mitigation. The horizontal line in each plot shows ideal probability of dicke states with correct Hamming weight.

for Dicke states D21-1, D31-3, D41-5, D51-7, D61-9, D42-10, D52-17, D62-24, D63-32 and D63-33 using our proposed optimized circuits. We observe that measured success probability is close to Hellinger fidelity for all transpiled circuits on IBM Q Sydney and Montreal. While quantum fidelity is close to the other two measures for the smaller circuits, with increasing circuit length and depth quantum fidelity starts to drop significantly. In summary, we find from our experiment that measured success probability and Hellinger fidelity follows theoretical expectation, and quantum fidelity

increases gap with other two measure for a complex circuit. Also, the computationally inexpensive Hellinger fidelity and measured success probability are good approximations for quantum fidelity, particularly up to 4 qubits and 10 CNOTs; unfortunately, the gap becomes larger for larger circuits, but the inexpensive measure still capture all the interesting trends. Note in particular, how Hellinger fidelity replicates the behavior of quantum fidelity for the  $|D_3^6\rangle$  inversions under different transpilation schemes.

The measured success probability shown in Figure 10

represents the probability of generating the Dicke States with correct Hamming weight. It would be intriguing to observe the success probabilities of the correct and incorrect Hamming weight of a Dicke States. Figure 13 shows the measured success probability of correct Hamming weight states as well as a boxplot of incorrect Hamming weight states for our proposed Dicke States. For each plot, we show both device-generated probabilities and measurement error mitigated probabilities. The horizontal bar in each plot represents the expected probability of correct Hamming weight states i.e.  $1/\binom{n}{k}$ . We plot the Dicke States with the same Hamming weight ( $k=1, 2, 3$ ) in a row. For Hamming weight  $k=1$ , we see the probabilities of correct Hamming weight to be almost equal to the theoretical expectation while the incorrect Hamming weight states have a small distribution. We find almost similar characteristics for Hamming weight  $k=2$  although the measured probability decreases with increasing  $n$ . The success probabilities of correct Hamming weight states for Hamming weight  $k=3$  are much less than the expected probabilities because circuit noise dominates over measurement noise for a complex circuit. However, the probability distribution of incorrect Hamming weight states is still very small. The plots-pdf in Figure 13 are totally inlined with our results from Figure 10, 11 & 12 and justifies our findings.

## VI. CONCLUSION AND OUTLOOK

We have presented a new divide-and-conquer-style quantum algorithm for creating Dicke states, which are by definition highly entangled quantum states. Our algorithms leverage the underlying topology of the actual quantum hardware, such as linear nearest neighbor. As an additional theoretical contribution, we showed a bound of how close any product state can get to a Dicke state in terms of quantum fidelity. Our main experimental results show that present-day NISQ devices (namely two of the IBMQ backends) are indeed able to create Dicke states at very high quantum fidelity levels of more than 0.5 at six qubits, which we verified through full state tomography, thus outperforming previously reported results. This improved performance is due to both improvements in NISQ hardware as well as our algorithmic improvements. In addition, we have examined the suitability of simpler measures of success probability and Hellinger fidelity as approximations for quantum fidelity; we found that these measures match the trends for quantum fidelity. We have also explored the IBM QISKIT software stack with respect to different compiler options and found that no single setting finds the optimum solutions in each case, thus forcing the user to experiment with different settings for their own experiments.

We see the following future directions:

- The cost of the “Divide” part scales well on Ladder architectures but not for LNN architectures. What is the trade-off of the Divide-and-Conquer approach versus architectural constraints? Can we get sub-linear circuit

depths  $o(n)$  for full connectivity or small constant factors for the CNOT count in LNN connectivities?

- The cost of full state tomography gets prohibitively large even for small  $n \geq 6$ . Can we approximate  $\rho$  and the quantum fidelity from below with fewer tomography circuits in addition to the upper bound given by the Hellinger fidelity?

## REFERENCES

- [1] Dave Bacon, Isaac L. Chuang, and Aram W. Harrow. Efficient Quantum Circuits for Schur and Clebsch-Gordan Transforms. *Physical Review Letters*, 97(17):170502, Oct 2006. [arXiv:quant-ph/0407082](#), [doi:10.1103/PhysRevLett.97.170502](#).
- [2] Andreas Bärtzchi and Stephan Eidenbenz. Deterministic Preparation of Dicke States. In 22nd International Symposium on Fundamentals of Computation Theory, FCT’19, pages 126–139, 2019. [arXiv:1904.07358](#), [doi:10.1007/978-3-030-25027-0\\_9](#).
- [3] Anil Kumar Bhattacharyya. On a Measure of Divergence between Two Multinomial Populations. *Sankhyā: The Indian Journal of Statistics*, 7(4):401–406, 1946. URL: <http://www.jstor.org/stable/25047882>.
- [4] Andreas Bärtzchi and Stephan Eidenbenz. Grover Mixers for QAOA: Shifting Complexity from Mixer Design to State Preparation. In IEEE International Conference on Quantum Computing & Engineering QCE’20, pages 72–82, 2020. [arXiv:2006.00354](#), [doi:10.1109/QCE49297.2020.00020](#).
- [5] Andrew M. Childs, Edward Farhi, Jeffrey Goldstone, and Sam Gutmann. Finding cliques by quantum adiabatic evolution. *Quantum Information & Computation*, 2(3):181–191, Apr 2002. [arXiv:quant-ph/0012104](#), [doi:10.26421/QIC2.3](#).
- [6] I. L. Chuang and D. S. Modha. Reversible arithmetic coding for quantum data compression. *IEEE Transactions on Information Theory*, 46(3):1104–1116, May 2000. [doi:10.1109/18.841192](#).
- [7] Jeremy Cook, Stephan Eidenbenz, and Andreas Bärtzchi. The Quantum Alternating Operator Ansatz on Maximum k-Vertex Cover. In IEEE International Conference on Quantum Computing & Engineering QCE’20, pages 83–92, 2020. [arXiv:1910.13483](#), [doi:10.1109/QCE49297.2020.00021](#).
- [8] Diogo Cruz, Romain Fournier, Fabien Gremion, Alix Jeannerot, Kenichi Komagata, Tara Tosić, Jarla Thiesbrummel, Chun Lam Chan, Nicolas Macris, Marc-André Dupertuis, and Clément Javerzac-Galy. Efficient Quantum Algorithms for GHZ and W States, and Implementation on the IBM Quantum Computer. *Advanced Quantum Technologies*, 2(5-6):1900015, 2019. [arXiv:1807.05572](#), [doi:10.1002/qute.201900015](#).
- [9] R. H. Dicke. Coherence in spontaneous radiation processes. *Physical Review*, 93(1):99–110, Jan 1954. [doi:10.1103/PhysRev.93.99](#).
- [10] Craig Gidney. Quirk: Quantum Circuit Simulator. A drag-and-drop quantum circuit simulator. URL: <https://algassert.com/quirk>.
- [11] John Golden, Andreas Bärtzchi, Daniel O’Malley, and Stephan Eidenbenz. Threshold-Based Quantum Optimization. In IEEE International Conference on Quantum Computing & Engineering QCE’21, to appear, 2021. [arXiv:2106.13860](#).
- [12] Stuart Hadfield, Zhihui Wang, Bryan O’Gorman, Eleanor G. Rieffel, Davide Venturelli, and Rupak Biswas. From the Quantum Approximate Optimization Algorithm to a Quantum Alternating Operator Ansatz. *Algorithms*, 12(2):34, 2019. [arXiv:1709.03489](#), [doi:10.3390/a12020034](#).
- [13] Ernst Hellinger. Neue Begründung der Theorie quadratischer Formen von unendlichvielen Veränderlichen. *Journal für die reine und angewandte Mathematik*, (136):210–271, 1909. [doi:doi:10.1515/crll.1909.136.210](#).
- [14] D. B. Hume, C. W. Chou, T. Rosenband, and D. J. Wineland. Preparation of dicke states in an ion chain. *Physical Review A*, 80(5):052302, Nov 2009. [arXiv:0909.0046](#), [doi:10.1103/PhysRevA.80.052302](#).
- [15] Svetoslav S. Ivanov, Nikolay V. Vitanov, and Natalia V. Korolkova. Creation of arbitrary dicke and NOON states of trapped-ion qubits by global addressing with composite pulses. *New Journal of Physics*, 15(2):023039, Feb 2013. [arXiv:1209.4488](#), [doi:10.1088/1367-2630/15/2/023039](#).

- [16] Daniel F. V. James, Paul G. Kwiat, William J. Munro, and Andrew G. White. Measurement of qubits. *Physical Review A*, 64:052312, 2001. doi:10.1103/PhysRevA.64.052312.
- [17] Richard Jozsa. Fidelity for Mixed Quantum States. *Journal of Modern Optics*, 41(12):2315–2323, 1994. doi:10.1080/09500349414552171.
- [18] L. Lamata, C. E. López, B. P. Lanyon, T. Bastin, J. C. Retamal, and E. Solano. Deterministic generation of arbitrary symmetric states and entanglement classes. *Phys. Rev. A*, 87(3):032325, Mar 2013. arXiv:1211.0404, doi:10.1103/PhysRevA.87.032325.
- [19] Michele Mosca and Phillip Kaye. Quantum Networks for Generating Arbitrary Quantum States. In *Optical Fiber Communication Conference and International Conference on Quantum Information ICQI*, page PB28, Jun 2001. arXiv:quant-ph/0407102, doi:10.1364/ICQI.2001.PB28.
- [20] Chandra Sekhar Mukherjee, Subhamoy Maitra, Vineet Gaurav, and Dibyendu Roy. Preparing Dicke States on a Quantum Computer. *IEEE Transactions on Quantum Engineering*, 1:1–17, 2020. doi:10.1109/TQE.2020.3041479.
- [21] Prakash Murali, Jonathan M Baker, Ali Javadi-Abhari, Frederic T Chong, and Margaret Martonosi. Noise-adaptive compiler mappings for noisy intermediate-scale quantum computers. In *Proceedings of the Twenty-Fourth International Conference on Architectural Support for Programming Languages and Operating Systems*, pages 1015–1029, 2019.
- [22] Michael A Nielsen and Isaac Chuang. *Quantum computation and quantum information*, 2002.
- [23] Martin Plesch and Vladimír Bužek. Efficient compression of quantum information. *Physical Review A*, 81(3):032317, Mar 2010. arXiv:0907.1764, doi:10.1103/PhysRevA.81.032317.
- [24] R. Prevedel, G. Cronenberg, M. S. Tame, M. Paternostro, P. Walther, M. S. Kim, and A. Zeilinger. Experimental Realization of Dicke States of up to Six Qubits for Multiparty Quantum Networking. *Physical Review Letters*, 103(2):020503, Jul 2009. arXiv:arXiv:0903.2212, doi:10.1103/PhysRevLett.103.020503.
- [25] Qiskit Development Team. Qiskit Documentation: Measurement Error Mitigation. URL: [https://qiskit.org/documentation/tutorials/noise/3\\_measurement\\_error\\_mitigation.html](https://qiskit.org/documentation/tutorials/noise/3_measurement_error_mitigation.html).
- [26] Qiskit Development Team. Qiskit Documentation: Quantum Tomography. URL: [https://qiskit.org/documentation/tutorials/noise/8\\_tomography.html](https://qiskit.org/documentation/tutorials/noise/8_tomography.html).
- [27] Xiao-Qiang Shao Shao, Li Chen, Shou Zhang, Yong-Fang Zhao, and Kyu-Hwang Yeon. Deterministic generation of arbitrary multi-atom symmetric Dicke states by a combination of quantum Zeno dynamics and adiabatic passage. *EPL (Europhysics Letters)*, 90(5):50003, Jun 2010. doi:10.1209/0295-5075/90/50003.
- [28] John K. Stockton, Ramon van Handel, and Hideo Mabuchi. Deterministic Dicke-state preparation with continuous measurement and control. *Physical Review A*, 70(2):022106, Aug 2004. arXiv:quant-ph/0402137, doi:10.1103/PhysRevA.70.022106.
- [29] Géza Tóth. Multipartite entanglement and high-precision metrology. *Physical Review A*, 85(2):022322, Feb 2012. arXiv:1006.4368, doi:10.1103/PhysRevA.85.022322.
- [30] Zhihui Wang, Nicholas C. Rubin, Jason M. Dominy, and Eleanor G. Rieffel.  $XY$  mixers: Analytical and numerical results for the quantum alternating operator ansatz. *Physical Review A*, 101(1):012320, 2020. arXiv:1904.09314, doi:10.1103/PhysRevA.101.012320.
- [31] Witłef Wieczorek, Roland Krischek, Nikolai Kiesel, Patrick Michelberger, Géza Tóth, and Harald Weinfurter. Experimental Entanglement of a Six-Photon Symmetric Dicke State. *Physical Review Letters*, 103(2):020504, Jul 2009. arXiv:0903.2213, doi:10.1103/PhysRevLett.103.020504.
- [32] Chunfeng Wu, Chu Guo, Yimin Wang, Gangcheng Wang, Xun-Li Feng, and Jing-Ling Chen. Generation of Dicke states in the ultrastrong-coupling regime of circuit QED systems. *Physical Review A*, 95(1):013845, Jan 2017. doi:10.1103/PhysRevA.95.013845.
- [33] Yun-Feng Xiao, Xu-Bo Zou, and Guang-Can Guo. Generation of atomic entangled states with selective resonant interaction in cavity quantum electrodynamics. *Physical Review A*, 75(1):012310, Jan 2007. doi:10.1103/PhysRevA.75.012310.
- [34] Sahin K. Özdemir, Junichi Shimamura, and Nobuyuki Imoto. A necessary and sufficient condition to play games in quantum mechanical settings. *New Journal of Physics*, 9(2):43–43, Feb 2007. arXiv:quant-ph/0703006, doi:10.1088/1367-2630/9/2/043.