

Flakify: A Black-Box, Language Model-based Predictor for Flaky Tests

Sakina Fatima, Taher A. Ghaleb, and Lionel Briand, *Fellow, IEEE*

Abstract—Software testing assures that code changes do not adversely affect existing functionality. However, a test case can be flaky, i.e., passing and failing across executions, even for the same version of the source code. Flaky tests introduce overhead to software development as they can lead to unnecessary attempts to debug production or testing code. Besides rerunning test cases multiple times, which is time-consuming and computationally expensive, flaky tests can be predicted using machine learning (ML) models. However, the state-of-the-art ML-based flaky test predictors rely on pre-defined sets of features that are either project-specific, i.e., inapplicable to other projects, or require access to production code, which is not always available to software test engineers. Moreover, given the non-deterministic behavior of flaky tests, it can be challenging to determine a complete set of features that could potentially be associated with test flakiness. Therefore, in this paper, we propose Flakify, a black-box, language model-based predictor for flaky tests. Flakify does not require to (a) rerun test cases, (b) pre-define features, or (c) access to production code. To this end, we employ CodeBERT, a pre-trained language model, and fine-tune it to predict flaky tests by relying exclusively on the source code of test cases. We evaluated Flakify on a publicly available dataset and compared our results with FlakeFlagger, the best state-of-the-art ML-based, white-box predictor for flaky tests. Flakify surpasses FlakeFlagger by 10 and 18 percentage points (pp) in terms of precision and recall, respectively, thus reducing the effort bound to be wasted on unnecessarily debugging test cases and production code by the same percentages (corresponding to a reduction rate of 25% and 64%), respectively. Our results further show that a black-box version of FlakeFlagger is not a viable option for predicting flaky tests.

Index Terms—Flaky tests; Software testing; Black-box testing; Natural language processing; CodeBERT



1 INTRODUCTION

Software testing is an essential activity to assure software dependability. When a test case fails, it usually indicates that recent code changes were incorrect. However, it has been observed, in many environments, that test cases can be non-deterministic, passing and failing across executions, even for the same version of the source code. These test cases are referred to as *flaky* tests [1–3]. Flaky tests can introduce overhead to software development, since they require developers to either (a) debug the production or testing code looking for a bug that might not actually exist, or (b) rerun a failed test case multiple times to check if it would eventually pass, thus suggesting that the failure is not due to recent code changes but to the test case itself.

Previous research has investigated the common reasons behind test flakiness, such as concurrency, resource leakage, and test smells. The conventional approach to detect flaky tests is to rerun them numerous times [4, 5], which is in most cases time-consuming and computationally expensive. To address this issue, recent studies have proposed approaches using machine learning (ML) models to predict flaky tests without rerunning them [6–8]. Despite significant progress, these approaches (a) rely on production code, which is not

always accessible by software test engineers, or (b) employ project-specific features as flaky test predictors, which makes them inapplicable to other projects. Moreover, these approaches rely on a limited set of pre-defined features, extracted from the source code of test cases and the system under test. However, when evaluated on realistic datasets, these approaches yield a relatively low accuracy (F1-scores in the range 19%-66%), thus suggesting they may not capture enough information about test flakiness. Finding additional features, based on test code (black-box), that could potentially be associated with flaky tests is therefore a research challenge.

In this paper, we propose Flakify (Flaky Test Classify), a generic, language model-based solution for predicting flaky tests. Flakify is black-box as it relies exclusively on the source code of test cases, i.e., no access to the code of the system under test is required. In addition, Flakify does not require a pre-definition of features to be used as predictors for flaky tests. Instead, we use CodeBERT [9], a pre-trained language model, and fine-tuned it to classify test cases as flaky or not on the basis of their source code. To improve Flakify, we further pre-process test code to remove potentially irrelevant information. We evaluated Flakify on a dataset of 21,661 test cases collected from 23 Java projects. Our results were compared to FlakeFlagger [6], the best state-of-the-art ML-based predictor for flaky tests. Specifically, our evaluation addresses the following research questions.

- S. Fatima is with the School of EECS, University of Ottawa, Ottawa, Canada. E-mail: sfati077@uottawa.ca
- T. A. Ghaleb is with the School of EECS, University of Ottawa, Ottawa, Canada. E-mail: tghaleb@uottawa.ca
- L. Briand holds shared appointments with the SnT Centre for Security, Reliability and Trust, University of Luxembourg, Luxembourg and the school of EECS, University of Ottawa, Ottawa, Canada. E-mail: lbriand@uottawa.ca

- *To what extent can Flakify predict flaky tests compared to the state-of-the-art?*
Flakify achieved a relatively high precision (70%)

and recall (90%) in predicting flaky tests, surpassing FlakeFlagger, the best state-of-the-art, white-box approach for predicting flaky tests. Hence, with Flakify, the cost of debugging test cases and production code and is reduced by 10 and 18 percentage points (pp) (a reduction rate of 25% and 64%), respectively, compared to FlakeFlagger.

- **How accurate is Flakify for black-box flaky test prediction compared to the best ML-based solution?** Results show that a black-box version of FlakeFlagger is not a viable option for predicting flaky tests. Specifically, FlakeFlagger became 39% less precise with 20% less recall when only black-box features were used as predictors for flaky tests.
- **How does test case pre-processing improve Flakify?** Retaining only code statements that are related to a selected set of test smells improved the precision, recall, and F1-score of Flakify by 5%. The goal was to address a limitation of CodeBERT, which leads to only considering the first 512 tokens in the test source code. This also confirms the previously reported association of test smells with flaky tests [6, 8, 10, 11].

Overall, this paper makes the following contributions.

- A generic, black-box, language model-based flaky test predictor, which does not require rerunning test cases.
- An ML-based classifier that predicts flaky tests on the basis of test code without requiring the difficult exercise of engineering features.
- An Abstract Syntax Tree (AST)-based technique for statically detecting and only retaining statements that match eight test smells in the test code, thus enhancing the application of language models.

The rest of this paper is organized as follows. Section 2 provides background about flaky tests and language models. Section 3 presents our black-box approach for predicting flaky tests. Section 4 evaluates our approach and reports experimental results. Section 5 discusses the validity threats to our results. Section 6 reviews and contrast related work. Finally, Section 7 concludes the paper and suggests future work.

2 BACKGROUND

In this section, we describe flaky tests, their root causes, their practical impact, and the strategies to detect them. In addition, we describe pre-trained language models and how they can potentially contribute to predicting flaky tests.

2.1 Flaky Tests

In software testing, a flaky test refers to test cases that fail and pass across executions, even for the same version of the source code, i.e., non-deterministically behaving tests [1]. Flaky tests lead to many problems during software testing, by producing unreliable results and wasting time and computational resources. A flaky test can also fail for different reasons across executions, making it difficult to

identify which failures are actually related to faults in the system under test.

Flaky tests have been reported to be a significant problem in practice at many companies including Google, Huawei, Microsoft, SAP, Spotify, Mozilla, and Facebook [12–15]. As reported by Google, almost 16% of their 4.2 million test cases are flaky. Microsoft has also reported that 26% of 3.8k build failures were due to flaky tests. Many studies have been conducted to study flaky tests, their causes, and the solutions to address them [1, 2, 4, 6–8, 11, 16]. Prominent causes of flaky tests include asynchronous waits, test order dependency, concurrency, resource leakage, and incorrect test inputs or outputs. In addition, flaky tests were found to be associated with other factors, such as test smells, which are further discussed below.

2.2 Flaky Tests Detection

The most common approach for detecting flaky tests is by rerunning test cases numerous times to check whether they behave consistently across executions [4, 5]. Though effective, this approach is computationally expensive and time consuming. To mitigate such cost, other approaches attempted to detect flaky tests without relying on rerunning them. To that end, characteristics of test cases, such as execution history, coverage information, and static test features, were used to predict whether a test case is flaky or not. Prediction models were built using ML and Natural Language Processing (NLP) techniques [6–8]. Such techniques require training ML models with pre-defined sets of features used as indicators for test flakiness. Such features commonly present practical limitations, such as (a) their reliance on on production code, which is not always accessible or efficiently analyzable by test engineers, and (b) their limited capacity to capture the actual structure or behavior of test cases, such as the use of language keywords [7] or the presence of test smells [6, 8, 11] in test code.

2.3 Test Smells

Test Smells are inappropriate design or implementation choices made by developers while writing test cases [17]. Though test smells might not harm the functionality of a test case, previous research has reported that they tend to be associated with test flakiness. Palomba et al. [10] reported that nearly two thirds of flaky tests were associated with at least one test smell. Test smells were further employed to classify whether a test case is flaky or not. For example, test smells in Table 1 were part of the features used by Alshammari et al. [6] to predict test flakiness. Camara et al. [8] also used a more comprehensive set of test smells for flaky test prediction. Results showed that *Sleepy Test* and *Assertion Roulette* are among test smells that are highly associated with flaky tests.

2.4 Pre-trained Language Models

Much research has been carried out in the field of NLP for developing pre-trained language models. Language models estimate the probability of different linguistic units, i.e., words, symbols, and sequence of them, occurring in a given sentence. There are many language models proposed in

Table 1
Test smells used by FlakeFlagger [6]

Test Smell	Description
Indirect Testing	A test interacts with the class under test using methods from other classes
Eager Testing	A test performs multiple checks for various functionalities
Test Run War	A test allocates files or resources that might be used by other tests
Conditional Logic	A test uses a conditional <i>if</i> statement
Fire and Forget	A test launches background threads or processes
Mystery Guest	A test accesses external resources
Assertion Roulette	A test performs multiple assertions
Resource Optimism	A test accesses external resources without checking their existence

the literature, such as BERT [18], ELMo [19], XLNet [20], RoBERTa [21], and VideoBERT [22]. These models were pre-trained, using self-supervised learning, on a large corpus of unlabelled data. For example, BERT was pre-trained using a large dataset of English text collected from books and Wikipedia, whereas VideoBERT was pre-trained using a large dataset of instructional videos collected from YouTube.

Pre-trained language models are often further fine-tuned using a specific, labelled dataset to train neural networks for performing various NLP tasks, such as text classification and entity recognition [23], relation extraction [24], sentence tagging, or next sentence prediction [18]. For example, BERT was fine-tuned to perform sentiment analysis [25, 26], trained on labelled datasets to assign sentiment tags, i.e., positive, negative, or neutral, to a given text. Fine-tuning requires initializing a language model with the same parameters used for pre-training, and then further training the model using labeled data related to a specific task.

Language models usually employ multi-layer transformers as a model architecture to perform many computations in parallel [27]. Transformer models adopt positional embedding to vectorize individual words by considering their positions in a given sequence of words. Thus, unlike Recurrent Neural Networks (RNNs) [28] and Long-Short Term Memory (LSTM) [29], transformer models do not require looking at past hidden states to capture dependencies with previous words in a sequence of words.

Given the wide popularity of language models in various NLP applications, researchers have attempted to apply these language models to programming languages. However, when BERT, for example, was used for detecting the architectural tactics in source code [30], e.g., recognizing software design patterns, the results were relatively worse compared to those obtained when BERT was used for natural language text. To address this issue, recent work proposed pre-training language models on source code written in many programming languages in addition to natural language text [9, 31–33]. These models are well suited for fine-tuning to perform tasks related to source code. CodeBERT [9] is an example of a language model that was pre-trained on both natural and programming languages.

2.4.1 CodeBERT

CodeBERT [9] is a language model that was pre-trained on a large, unlabeled dataset containing English text as well as source code written in six different programming languages, namely Java, JavaScript, Python, Ruby, PHP, and Go, obtained from the CodeSearchNet corpus [34]. CodeBERT takes, as input, source code statements and natural

language sentences, which are then tokenized using the WordPiece [35] tokenizer. Similar to BERT and RoBERTa, CodeBERT uses a multi-layer bidirectional transformer [27] as model architecture. This transformer is composed of six layers, each of which contains 12 self-attention heads capturing word relationships, a hidden state, and a 768-dimensional vector, as the output of each layer.

CodeBERT also employed Masked Language Modeling (MLM) [18] and Replaced Token Detection (RTD) [36] during pre-training, allowing to take tokens from random positions and masking them with special tokens, which are later used to predict the original tokens. As a result, each token is assigned a vector representation containing information about the token and its position in a given code. The final output of CodeBERT is a single vector representation aggregating all individual vector representations. This vector representation can further be fine-tuned to perform various tasks, e.g., classification. For example, to evaluate the performance of CodeBERT, it was fine-tuned to perform two tasks: (1) code search, i.e., retrieving the most relevant code to a given natural language text; (2) code documentation, i.e., generating a natural language description for a given source code. Moreover, CodeBERT was also adopted to perform classification tasks, such as bug prediction [37] and vulnerability detection [38].

2.4.2 Other models for programming languages

As mentioned above, recently, many language models for programming languages were proposed. For example, GraphCodeBERT [31] was pre-trained on the inherent structure of source code and its data flow showing variables dependencies. Similar to CodeBERT, GraphCodeBERT was used for code search, in addition to code translation and refinement as well as clone detection. Another model for programming languages is TreeBERT [33], which was pre-trained using AST representations of Java and Python source code. TreeBERT was used for code documentation, similar to CodeBERT, in addition to code summarization. There is also CuBERT [32], a programming language model pre-trained using Python source code. CuBERT was used for classification tasks, such as classifying exceptions and variable misuses.

Despite the capabilities of these models, CodeBERT has been the most commonly used language model and we selected it to address our objectives for several reasons presented below.

- The pre-trained CodeBERT model is publicly available.¹

1. <https://huggingface.co/microsoft/CodeBERT-base>

- Unlike GraphCodeBERT, CodeBERT does not take into consideration the data flow in a given source code, which might not be easy to capture using test code only. For example, unlike local variables, if a global or external variable is used by a test case, GraphCodeBERT cannot identify the type and value of that variable when analyzing test code only.
- Unlike TreeBERT, which requires converting source code into ASTs, CodeBERT only requires source code as input.
- Unlike CuBERT, which was only pre-trained on Python source code without comments, CodeBERT was pre-trained on multiple programming languages using both source code and natural language comments.

3 BLACK-BOX PREDICTION OF FLAKY TESTS

This section describes our black-box solution for predicting flaky tests. This is motivated by making such predictions scalable, as white-box analysis of the production source code, especially in the context of large systems, is often not a viable solution.

3.1 CodeBERT for Flaky Test Prediction

In this paper, we propose Flakify, a black-box solution for predicting whether a test case is flaky or not. Flakify relies solely on the source code of a test case and does not require to rerun it multiple times. The source code of test cases, i.e., Java test methods, includes the method declaration, body, and its associated Javadoc comments. While several studies have proposed ML techniques to predict flaky tests, such techniques rely on pre-defined features extracted not only from the source code of test cases but also that of the system under test. However, results [6–8] suggest those features may not be enough, and finding additional features that could potentially be associated with flaky tests remains a research challenge given their non-deterministic behavior. Therefore, we employed CodeBERT, the pre-trained language model described above, to perform a binary classification of test cases as *Flaky* or *Non-Flaky*. CodeBERT does not require to define features as it automatically identifies patterns based on the syntax and semantics of a given test code.

CodeBERT starts by converting the source code of a test case into a list of tokens, each of which is converted into an integer vector representation. Finally, an aggregated vector representation is generated as an output of CodeBERT, which is further fine-tuned to classify test cases as *Flaky* or *Non-Flaky*. Figure 1 presents an example of how the source code of a test case is converted into tokens and then into integer vector representations.

3.1.1 Source Code Tokenization

To transform the source code into tokens, the source code of test cases is tokenized by the WordPiece [35] tokenizer using a pre-generated vocabulary file containing the vocabulary of both English and programming languages used for model pre-training. However, uncommon words, i.e., those that do not exist in the vocabulary file, are separated into several sub-words. For example, the CodeBERT tokenizer

splits ‘assertThat’ into ‘assert’ and ‘##that’, where ‘##’ denotes that a token represents a sub-word. Then, if a token is not found in the vocabulary file, the unknown token, <UNK>, is used. For each input, two special tokens, [CLS] and [SEP], are added. Eventually, for a given source code, the tokenizer generates a sequence of tokens in the form of [CLS], c_1, c_2, \dots, c_n , [SEP], where c_i is a code token. The [CLS] token plays an important role in the classification of flaky tests, as it contains the aggregated vector representation of all the vector representations of the tokens of a given test case. On the basis of that aggregated vector representation, our model classifies a test case as *Flaky* or *Non-Flaky*. [SEP] is just used to mark the end of the sequence of tokens. The tokenizer also adds ‘G’ in front of each word that is preceded by a whitespace in a statement.

3.1.2 Converting Tokens into Vector Representations

Once the source code tokens are generated, each token, including sub-word, special, and unknown tokens, is mapped to an index, e.g., id 34603 for “Test” in Figure 1, based on the position and context of each word in a given input. Each token is described by an 768-dimensional integer vector generated during CodeBERT pre-training. Using token padding, the same token length is given to the code of all test cases used as input, e.g., “1” in Figure 1. However, CodeBERT has a limit of 512 tokens per input. As a result, any token sequence exceeding that limit is truncated, which might lead to removing code statements with potentially relevant information about test flakiness. In addition to *input ids* matching tokens, another list of *attention masks* is generated containing ones and zeros to help the model distinguish between code tokens, which should be given attention, and extra tokens added for padding. Finally, for each test case, token vectors are aggregated to form one vector characterizing the [CLS] token.

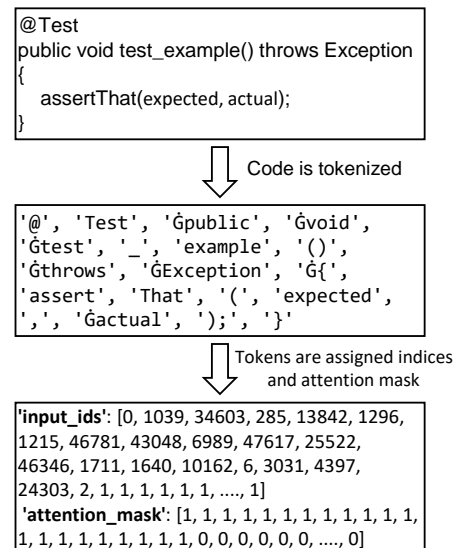


Fig. 1. The process of converting the source code of a test case into a sequence of tokens, where each token is assigned an input index (id) and attention mask. Dots ‘...’ are used to save space, since the actual length is 512

3.1.3 Fine-Tuning CodeBERT for Flaky Test Classification

CodeBERT was pre-trained with a huge number of parameters, enabling it to recognize the source code structure. As

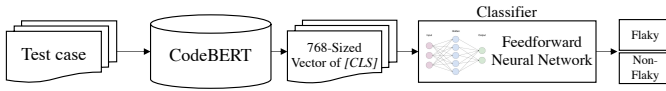


Fig. 2. Fine-tuning CodeBERT for classifying tests as flaky or not

a result, if CodeBERT were to be trained from scratch on our dataset, it would result into over-fitting. To avoid that, CodeBERT, similar to other language models [39], needs to be fine-tuned using data representative of the problem at hand. To do this, we employed CodeBERT as pre-trained and use its outputs, on our dataset, to train a Feedforward Neural Network (FNN) to perform binary classification of tests as flaky or non-flaky, as shown in Figure 2.

The output of CodeBERT, i.e., the aggregated vector representation of the [CLS] token, is then fed as input to a trained FNN to classify test cases as flaky or not. The FNN contains an *input* layer of 768 neurons, a *hidden* layer of 512 neurons, and an *output* layer with two neurons. We used ReLU [40] as an activation function, which helps to speed up training by transforming the data within layers and output the *input* directly if it is positive or zero otherwise. Then, we added a *dropout* layer [41] to eliminate some neurons randomly from the network, by resetting their weights to zero during the training phase to prevent model over-fitting [42]. We used the *Softmax* function to compute the probability of a test case to be *Flaky* or *Non-Flaky*. We used a learning rate of 10^{-5} using the AdamW optimizer [43] and employed a batch size of two due to computational limitations. Using this configuration, we further trained CodeBERT on our training and validation datasets, which enabled the selection of improved parameter values for weights and biases through back propagation. We then evaluated the model, with the obtained weights, using a test dataset.

3.2 Identifying Test Smells

As indicated above, the 512 token length limit induced by CodeBERT truncates longer test code, which leads to losing potentially relevant information about test flakiness. Therefore, we pre-processed the source code of test cases to reduce their token length by only retaining information believed to be more relevant to test flakiness. To this end, for test cases exceeding the token length limit, we retained only code statements that match at least one of the eight test smells that were used by FlakeFlagger [6] as predictors for flaky tests. We also retained the method declaration and the associated Javadoc since the signature and natural language description, if any, of the test case, might contain key terms or phrases that are likely associated with test flakiness, e.g., "...failures...unnecessary..." or "thread-safe".

There exist several open source tools available for detecting test smells [44]. However, these tools, e.g., *tsDetect* [45] and *JNose Test* [46], either rely on production code for detecting test smells or do not detect all test smells that are potentially relevant to test flakiness [6, 10]. While Alshammari et al. [6] detects all the eight test smells shown in Table 1, their technique does so by running test cases and requiring access to the production code for smell detection. Though we were inspired by the heuristics used by Alshammari et al. to detect test smells, given that our approach aims to

be black-box, we developed an entirely different technique that detects test smells statically, relying exclusively on test code without requiring to run test cases. Flakify detects all targeted test smells and can be easily extended to detect additional such smells. We used an Abstract Syntax Tree (AST) [47] parser, provided by the Eclipse JDT library,² to statically traverse any given test code and retain statements that match any of the targeted test smells. Using this library, each Java file in a test suite is parsed and converted into AST nodes representing different code elements, e.g., method declaration or invocation. Then, an AST visitor is used to traverse those AST nodes. We extend the AST visitor to check the AST nodes related to method declarations and apply heuristics (described in Appendix A) to detect and retain code statements that match at least one test smell. Such statements are extracted as part of the pre-processed code.

Figure 3 gives an example of a Java test method, `test_example`, and how it is pre-processed. As we can see, `test_example` has seven different statements, with four of them having test smells. In particular, `test_example` contains the following test smells: *Fire and Forget* (line 5 – launching a thread), *Conditional Test* (line 7 – `if` condition), and *Assertion Roulette* (lines 8 and 10 – multiple assertions). As a result, our technique retains only these four statements, which in turn leads to reducing the token length from 62 to 43 (31% reduction rate). We expect our test code pre-processing to help improve the classification performance, since it mitigates the random truncation of code statements induced by CodeBERT.

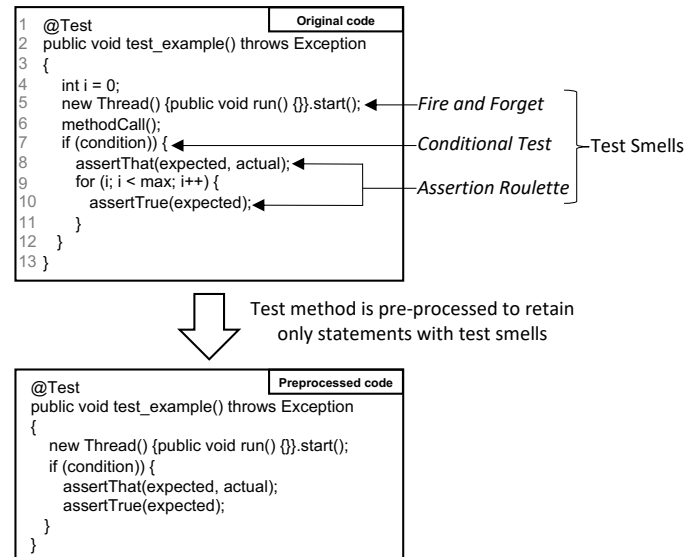


Fig. 3. Example of pre-processing the source code of a test case, which leads to reducing the number of tokens from 62 down to 43

4 VALIDATION

This section reports on the experiments we conducted to evaluate how accurate is Flakify in predicting flaky tests compared to FlakeFlagger as a baseline. We discuss the research questions we address, the dataset used, and the

2. <https://www.eclipse.org/jdt>

experiment design. Then, we present the results for each research question and discuss their practical implications.

4.1 Research Questions

- **RQ1: To what extent can Flakify predict flaky tests compared to the state-of-the-art?**

White-box prediction of flaky tests requires access to production code, which is not (easily) accessible by software test engineers in many contexts. We evaluate the accuracy of Flakify by checking whether it achieves results that are at least comparable to the best white-box flaky test predictor. Specifically, we compare the accuracy of the best performing model of Flakify with FlakeFlagger [6], the best white-box solution currently available. Our motivation is to determine whether black-box solutions based on CodeBERT can compete with the state-of-the-art, white-box ones.

- **RQ2: How accurate is Flakify for black-box flaky test prediction compared to the best ML-based solution?**

Existing black-box flaky test prediction solutions rely on a limited set of features that are sometimes project-specific or applicable to a certain programming language, e.g., Java [7]. Besides not being generic, the accuracy of these solutions in predicting flaky tests has shown to be very low compared to white-box solutions [6]. Therefore, we compare the accuracy of Flakify with a black-box version of FlakeFlagger, i.e., by excluding the features related to production code, such as code coverage features (see Table 2).

- **RQ3: How does test case pre-processing improve Flakify?**

The token length limitation of CodeBERT may lead to unintentionally removing potentially relevant information about flaky tests, which could impact prediction accuracy. We assess whether the accuracy of Flakify is improved when training the model using pre-processed test cases containing only code statements related to test smells, as opposed to the entire test case code. We fully realize that we may be missing test smells or unintentionally removing relevant statements. But our motivation is to assess the benefits, if any, of our approach to reduce the number of tokens used as input to CodeBERT.

4.2 Data Collection and Processing

We used a public dataset provided by FlakeFlagger [6] containing flakiness information about 22,236 test cases collected from 23 GitHub projects. These projects have different test suite sizes, ranging from 55 to 6,267 (with a median of 430) test cases per project. All projects in the FlakeFlagger dataset are written in Java and use Maven as a build system, and each test case is a Java test method. The dataset contains the source code of each test case and the corresponding features that were computed to train FlakeFlagger. Also, test cases in the dataset were assigned labels for being *flaky*

or *non-flaky*, which were determined by executing each test case 10,000 times. When we analyzed the dataset, we identified 453 test cases with missing source code and 122 test cases with empty test code. After excluding these test cases, we obtained 21,661 test cases for our experiments. To pre-process the source code of the test cases (see Section 3.2), we cloned the GitHub repository of each project and extracted the Java classes defining the methods of test cases.

There are 802 test cases in the dataset that are labeled as *flaky* (with a median of 19 flaky test cases per project), whereas 20,859 test cases are *non-flaky*. About 4% of all test cases exceed the 512 limit of CodeBERT when converted into tokens, including 14% of the flaky test cases. We made the updated dataset of FlakeFlagger, including pre-processed test cases, publicly available in our replication package [48].

4.3 Experiment Design

4.3.1 Baseline

We used FlakeFlagger as a baseline against which to compare the results achieved by Flakify. To this end, we reran the experiments conducted by Alshammari et al. [6] to reproduce the prediction results of FlakeFlagger using their provided replication package.³ FlakeFlagger was trained and tested using a combination of white-box and black-box features shown in Table 2. These features were selected based on their Information Gain (IG), i.e., only features having an $IG \geq 0.01$ were selected for training. Besides reproducing the original results of FlakeFlagger, we also reran the experiments using black-box features only, which was done by excluding all features that required access to production code.

4.3.2 Training and Testing Prediction Models

Training and testing Flakify were conducted in a similar way to FlakeFlagger. Specifically, we used a 10-fold stratified cross-validation to ensure our model is trained and tested in a valid and unbiased way. For that, we allocated 90% of the test cases for training and 10% for testing our model in each fold. However, differently from FlakeFlagger, we employed 20% of the training dataset as a validation dataset, which is required for fine-tuning CodeBERT. Using the validation dataset, we calculated the training and validation loss, which helps in obtaining optimal weights and stopping the training early enough to avoid over-fitting.

Given that the dataset is highly imbalanced, i.e., *flaky* test cases represent only 3.7% of all test cases, we balanced the training and validation datasets. Different from FlakeFlagger, which used the synthetic minority oversampling technique (SMOTE) [49], we used random oversampling [50], which adds random copies of the minority class, i.e., *flaky* test cases, to the dataset. We were unable to use SMOTE as our model takes the source code of test cases, i.e., text, as input [9, 37], rather than pre-defined features, in a vector format, as used by FlakeFlagger. Similar to FlakeFlagger, we also performed our experiments using undersampling but this led to lower accuracy. We did not balance the testing dataset to ensure that our model is only tested on the actual set of test cases. This prevents over-estimating the accuracy

3. <https://github.com/AlshammariA/FlakeFlagger>

Table 2
FlakeFlagger Features

Category	Feature	Description
Black-Box	Presence of Test Smells	See Table 1
	Test Lines of Code	Number of lines of code in the body of the test method
	Number of Assertions	Number of assertions checked by the test
	Execution Time	Running time for the test execution
	Libraries	Number of external libraries used by the test
White-Box	Source Covered Classes	Number of production classes covered by each test
	Source Covered Lines	Number of lines covered by the test, counting only production code
	Covered Lines	Number of lines of code covered by the test
	Covered Lines Churn	Churn of covered lines in past 5, 10, 25, 50, 75, 100, 500, and 10,000 commits

of the model and reflects real-world scenarios where flaky tests are rarer than non-flaky tests [6].

4.3.3 Evaluation Metrics

To evaluate the performance of our approach, we used standard evaluation metrics for ML classifiers, including *Precision* (the ability of a classification model to precisely predict flaky test cases), *Recall* (the ability of a model to predict all flaky test cases), and the *F1-Score* (the harmonic mean of precision and recall) [51]. We used Fisher’s exact test [52] to assess how significant is the difference in proportions of correctly classified test cases between two independent experiments.

In practice, test cases classified as *Flaky* must be addressed by re-running them multiple times or by fixing the root causes of flakiness. Precisely predicting flakiness is therefore important as otherwise time and resources are wasted on re-running and attempting to debug many test cases that are believed to be flaky but are not [16]. The cost of unnecessarily re-running and debugging test cases is therefore inversely proportional to precision:

$$\text{Test Debugging Cost} \propto 1 - \text{Precision} \quad (1)$$

On the other hand, it is also important not to miss too many flaky tests as otherwise time is bound to be wasted on futile attempts to find and fix non-existent bugs in the production code. The cost of finding and fixing non-existent bugs in the production code is thus inversely proportional to recall:

$$\text{Code Debugging Cost} \propto 1 - \text{Recall} \quad (2)$$

4.4 Results

4.4.1 RQ1 results

Table 3 presents the prediction results of Flakify and FlakeFlagger, including their precision, recall, and F1-score. For FlakeFlagger, we obtained results close to those reported in the original study, with a slight decrease in F1-score (1%), which is likely due to removing test cases with missing test code. Flakify achieved a precision of 70% (+10 pp), a recall of 90% (+18 pp), and an F1-score of 79% (+14 pp). These results suggest that Flakify, though being black-box and relying exclusively on test code, significantly surpasses FlakeFlagger in accurately predicting flaky tests. Statistically, the proportion of correctly predicted test cases using Flakify is significantly higher than that obtained with FlakeFlagger (Fisher-exact p-value < 0.0001).

The number of true positives obtained by FlakeFlagger was 574, whereas Flakify increased that number to 721. This indicates that Flakify can potentially reduce the test debugging cost by 10 pp, as defined above, compared to FlakeFlagger (a reduction rate of 25%). Similarly, Flakify reduces the number of false negatives to 81 from 227 with FlakeFlagger, thus decreasing the code debugging cost by 18 pp, as defined above (a reduction rate of 64%).

Table 3
Results of Flakify compared to FlakeFlagger (all features)

Model	Precision	Recall	F1-Score
Flakify	70%	90%	79%
FlakeFlagger (white-box version)	60%	72%	65%

4.4.2 RQ2 results

Table 4 presents the prediction results of Flakify compared to a version of FlakeFlagger relying exclusively on black-box features. We observe a considerable decline in accuracy compared to the original white-box version of FlakeFlagger, i.e., 39% less precise with 54% decrease in F1-Score. Specifically, black-box FlakeFlagger correctly predicted a significantly lower proportion of test cases than both Flakify and the original, white-box version of FlakeFlagger (Fisher-exact p-values < 0.0001). As a possible explanation, based on the results of FlakeFlagger regarding the importance of features in predicting flaky tests [6], the majority of features having high IG values were based on source code coverage. Hence, removing those features, to make FlakeFlagger black-box, is expected to significantly decrease its prediction power.

The difference in accuracy between Flakify and the black-box version of FlakeFlagger is rather striking, with a large improvement of +49% in F1-Score (Fisher-exact p-value < 0.0001). FlakeFlagger is therefore not a viable black-box option to predict flaky tests.

Table 4
Results of Flakify compared to FlakeFlagger (black-box features only)

Model	Precision	Recall	F1-Score
Flakify	70%	90%	79%
FlakeFlagger (black-box version)	21%	52%	30%

4.4.3 RQ3 results

With no code pre-processing, 898 (4%) of the test cases were truncated by CodeBERT to generate tokens of size 512. Such arbitrary code truncation is likely to affect how accurately Flakify can predict flaky tests. Pre-processing test cases (see

Section 3.2) led to reducing the number of test cases being truncated to only 40, a significant difference. As a result, we observe in Table 5 that, with pre-processed test cases, Flakify predicted flaky tests with 5% higher precision, recall, and F1-Score. This corresponds to a significantly higher proportion of correctly predicted test cases (Fisher-exact p -value = 0.0008). In practice, the impact of pre-processing is expected to vary depending on the token length distribution of test cases. This result suggests that retaining statements related to test smells in the test code contributed to making Flakify more accurate, which also confirms the association of test smells with flaky tests reported by prior research [10].

Table 5
Results of Flakify using full and pre-processed test code

Model	Precision	Recall	F1-Score
Flakify (pre-processed code)	70%	90%	79%
Flakify (full code)	65%	85 %	74%

4.5 Discussion

More accurate predictions with easily accessible information. Our results showed that our black-box prediction of flaky tests performs significantly better than a white-box, state-of-the-art approach. This not only enables test engineers to predict flaky tests without rerunning test cases, but also without accessing the production code of the system under test, a significant practical advantage. The highest accuracy of our Flakify was achieved by only retaining relevant code statements matching eight test smells. Yet, there is still room for improvement in terms of accuracy, which could be achieved by retaining more relevant statements based on additional test smells. For example, retaining code statements related to other common flakiness causes [16], such as concurrency and randomness, could further improve flaky test predictions. However, the more code statements we retain, the more tokens to be considered by CodeBERT, which might lead to many test cases exceeding its token length limit, thus truncating other useful information. Hence, retaining additional code statements is a trade-off and should carefully be performed in balance with the resulting token length of test cases.

Practical implications of imperfect prediction results. Though Flakify surpassed the best state-of-the-art solution in predicting flaky tests, both in terms of precision and recall, a precision of 70% is still not satisfactory, since misclassifying non-flaky tests as flaky leads to additional, unnecessary cost, e.g., attempting to fix the test cases incorrectly predicted as flaky. Also, with a recall of 90%, we miss 10% of flaky tests, leading to wasted debugging effort. If we assume that precision should be prioritized over recall, we can increase the former by restricting flaky test predictions to those tests with highest prediction confidence, at the expense of a lower recall. For example, this can be achieved by adjusting the classification threshold for flaky tests to 0.60 or 0.70, instead of the default threshold of 0.50. Nevertheless, given that the predicted probabilities generated by the neural network in Flakify are over confident due to the use of the *Softmax* function in the last layer [53], i.e., probabilities are either close to 0.0 or 1.0, we were unable to perform

such analysis. Therefore, future research should employ techniques for calibrating the predicted probabilities [54] and enable threshold adjustments when classifying flaky tests.

5 THREATS TO VALIDITY

This section discusses the potential threats to the validity of our reported results.

5.1 Construct Validity

Construct threats to validity are concerned with the degree to which our analyses measure what we claim to analyze. In our study, to pre-process test cases, we used heuristics to retain code statements that match at least one of the eight test smells shown in Table 1. However, our heuristics might have missed some code statements having test smells and this could have led to suboptimal results when applying our approach. To mitigate this issue, though our approach to identify test smells is entirely different, we relied on heuristics similar to those used in [6]. These heuristics assume standard coding conventions that might not be followed in all test suites. For example, we assumed that the test class name contains the production class name with the word ‘*Test*’. However, such heuristics can easily be adapted to other coding conventions in practice. We also manually checked a random sample of test cases to verify that pre-processed code contains, as expected, only test smells-related code statements and does not dismiss any of them. We have made the tool we built to detect test smells publicly available in our replication package [48].

5.2 Internal Validity

Internal threats to validity are concerned with the ability to draw conclusions from our experimental results. In our study, we used CodeBERT to perform a binary classification of test cases as *Flaky* or *Non-Flaky*. However, due to the token length limit of CodeBERT, the source code of some test cases was truncated, possibly leading to discarding relevant information about test flakiness. To mitigate this issue, we pre-processed the source code of test cases to retain only code statements related to test smells. Doing so did not only reduce the token length of test cases, but also improved the prediction power of our approach. However, our pre-processing may not be perfect or complete as it can lead to losing other relevant information. Future research should investigate whether retaining additionally relevant information to flaky tests leads to improving prediction results, e.g., statements related to common flakiness causes, such as synchronous or platform-dependent operations.

Moreover, our prediction results were compared with those of FlakeFlagger. But FlakeFlagger used white-box features, whereas our approach is black-box and the comparison may not be entirely meaningful. To mitigate this issue, we also compared our results with a black-box version of FlakeFlagger in which we removed any features requiring access to production code. In both cases, our approach obtained significantly higher prediction results than FlakeFlagger. We did not compare our results with other black-box approaches, e.g., vocabulary-based [7], since they are

project-specific and did not achieve good results using the FlakeFlagger dataset [6].

5.3 External Validity

External threats are concerned with the ability to generalize our results. Our study is based on data collected by Alshammari et al. [6], which was obtained by rerunning test cases 10,000 times. Such data is of course not perfect as some test cases that were not found to be flaky could have been if rerun more times. To mitigate this threat, we used the same dataset for comparing Flakify with the baseline approach, FlakeFlagger. We also filtered out test cases which, to our surprise, had no source code in the dataset. Further, the dataset contains test cases from 23 projects exclusively written in Java, which might affect the generalizability of our results. To mitigate this issue, we used CodeBERT, which was trained on six programming languages. Hence, we believe our approach would be applicable to projects written in other programming languages as well, given an appropriate tool to identify test smells.

Moreover, CodeBERT was pre-trained on production source code only, i.e., source code related to test suites was not part of pre-training, making it unable to recognize test-specific structure and vocabulary, e.g., assertions. This can potentially increase token length, since test-specific key terms are decomposed into multiple tokens instead of one. For example, CodeBERT converts `assertEquals` into three tokens: `assert`, `##equal`, and `##s`, rather than just one token. Our pre-processing of the source code of test cases helped to mitigate the issue of token length; yet, future work should aim at pre-training CodeBERT on test code in addition to production code.

6 RELATED WORK

Flaky test detection has been an active area of research where many techniques were proposed to detect flaky tests [16]. Overall, these techniques can be classified into two groups: dynamic techniques, which require executing test cases to determine whether they are flaky or not, and static techniques, which rely only on the source code of test cases or the system under test. In this section, we review the flaky test detection techniques while comparing and contrasting them to our approach.

6.1 ML-based Flaky Test Prediction

A common approach to detect flaky tests is to re-run test cases multiple times [1, 16], which is computationally expensive. To address this issue, recent research has proposed the use of ML techniques for predicting flaky tests, enabling test engineers to re-run only those test cases that are predicted to be flaky, thus reducing the cost of unnecessary debugging of test cases or production code.

Alshammari et al. [6] proposed an innovative approach to predict flaky tests using dynamically computed features capturing code coverage, execution history, and test smells. They re-ran test cases 10,000 times to identify whether a test case was flaky or not and thus establish a ground truth. Their prediction model predicted flaky tests with an F1-score of 0.65, leaving significant room for improvement.

However, some of the significant features required access to production files which, as discussed above, are not always accessible by test engineers or may not be computable in a scalable way in many practical contexts. Further, when only black-box features (see Table 2) were used, the F1-score decreased by 35%. In contrast, our approach achieved more accurate prediction results, with an F1-score of 0.79, while using test code only, thus offering a favorable black-box alternative.

In addition, Pontillo et al. [11] proposed an approach to identify the most important factors associated with flaky tests using the iDFlakies dataset [5]. They used logistic regression to model flaky tests using features that were statically computed using production code, e.g., code coverage, and test code, e.g., test smells. They found that code complexity (both production and test code), assertions, and test smells are associated with test flakiness.

Another approach was proposed by Pinto et al. [7] in which Java keywords were extracted from test code and employed as vocabulary features to predict test flakiness. Further, their study relied on the dataset of DeFlaker [4], in which test cases were re-run less than 100 times to establish the ground truth. Despite high accuracy results (F1-score = 0.95) on their dataset, their approach achieved much worse results (F1-score = 0.19) when using the dataset provided by Alshammari et al. [6]. In addition, their models were language- and project-specific, since most of the significant features for predicting flaky tests were related to Java keywords, e.g., *throws*, or specific variable names, e.g., *id*. In contrast, while our approach exclusively uses test code, it builds a generic model to predict flakiness, based on features that are neither language- nor project- dependent, and achieved much better prediction results when using Alshammari et al.'s dataset [6]. Moreover, Haben et al. [15] and Camara et al. [55] replicated the study by Pinto et al. using other datasets containing projects written in other programming languages, e.g., Python. They found that a vocabulary-based approach is not generalizable, especially when performing inter-project flaky test predictions, since new vocabulary is needed for any new project or programming language. Haben et al. also showed that combining the vocabulary-based features with code coverage features does not significantly improve the prediction accuracy of such an approach.

In summary, unlike the ML-based approaches above, our approach is generic, black-box, and language model-based, thus not requiring access to production code or the definition of features. Instead, our approach relies solely on test code to predict whether a test case is flaky or not.

6.2 Flaky Test Prediction using Test Smells

Camara et al. [8] proposed an approach for predicting test flakiness using test smells as prediction features. These features require access to the production code and can be extracted using `tsDetect` [45], a tool for detecting test smells, that was applied to the DeFlaker dataset [4]. Their study yielded a relatively high prediction accuracy (F1-score = 0.83). Alshammari et al. [6] also relied on test smells as part of their features for predicting flaky tests. However, the information gain of test smell features tended to be much

lower than code coverage features, suggesting they are less significant flaky test predictors. In Flakify, we also relied on the test smells used by Alshammari et al. [6]. However, they were not used as features but to exclusively retain relevant test code statements for fine-tuning our CodeBERT model. Doing so improved the accuracy of Flakify, thus reducing the cost of rerunning or debugging test cases.

6.3 Flaky Test Detection at Run Time

Memon et al. [56] used a simple dynamic pattern matching approach to detect flaky tests at GOOGLE by simply searching for certain textual patterns in test execution logs, e.g., *pass-fail-pass*, to identify whether a test case is flaky or not. The accuracy of detecting flaky tests using this approach was 90%. Similarly, Kowalczyk et al. [57] detected flaky tests at APPLE by analyzing the behavior of test cases using two scores: *Flip rate*, which measures the rate at which a test case alternates between *pass* and *fail*, and *Entropy*, which quantifies the uncertainty of a test case. An aggregated value of these two scores was used to generate flakiness ranks for test cases, which were then used to represent test flakiness, distributed across the tests in different services at APPLE. This technique could mark 44% of test failures as flaky with less than 1% loss in fault detection. The above approaches require test cases to be executed many times to determine whether they are flaky, which is often not practical for large industrial projects. Unlike these approaches, Flakify is able to predict flaky tests without executing them, relying exclusively on test code.

Bell et al. [4] proposed DeFlaker, a tool for detecting flaky tests using coverage information about code changes. In particular, a test case is labeled as flaky if it fails and does not cover any changed code. Out of 4,846 test failures, DeFlaker was able to label 39% of them as flaky, with a 95.5% recall and a false positive rate of 1.5%, outperforming the default way of detecting flaky tests, i.e., by rerunning test cases using Maven [58]. Different from DeFlaker, Lam et al. [5] proposed iDFlakies, which detects test flakiness by re-running test cases in random orders. This framework was used to construct a dataset containing 422 flaky tests, with almost half of them being order-dependent.

The above approaches either depend on rerunning test cases multiple times, execution history (not available for new test cases), or production code, e.g., coverage information. In contrast, Flakify does not require repeated executions of test cases or any information about the production code, including code coverage.

7 CONCLUSION

In this paper, we proposed Flakify, a black-box solution for predicting flaky tests using only the source code of test cases, as opposed to the system under test. Further, it does not require to rerun test cases multiple times and does not entail the definition of features for ML prediction.

We used CodeBERT, a pre-trained language model, and fine-tuned it to classify test cases as flaky or not based exclusively on test source code. In addition, we pre-processed this source code by retaining only code statements that match eight test smells, which are expected to be associated

with test flakiness. This aimed at addressing a limitation of CodeBERT (and related language models), which can only process 512 tokens per test case. We evaluated our approach in comparison with both white-box and black-box versions of FlakeFlagger, the best state-of-the-art, ML-based flaky test predictor. The main results of our study are summarized as follows.

- Flakify reduces 10 pp and 18 pp of the cost bound to be wasted by the original, white-box version of FlakeFlagger for unnecessarily debugging test cases and production code, respectively.
- A black-box version of FlakeFlagger is not a viable option to predict flaky tests.
- When retaining only code statements related to test smells, Flakify predicted flaky tests with a 5% higher F1-score.

Overall, existing public datasets [4–6, 15] are not fully adequate to appropriately evaluate flaky test prediction approaches, since the ratio of flaky tests tends to be very low. In addition, flaky tests in these datasets were detected by rerunning tests numerous times while monitoring their behavior across executions, a technique that may be inaccurate. Further, many open source projects nowadays adopt Continuous Integration (CI), which provides extensive test execution histories. Given the frequency of test executions in CI and the high workload on CI servers, test cases might expose further flakiness behaviors due to causes that may not be revealed when running test cases on machines dedicated to test execution [59, 60]. Therefore, we plan in the future to build a larger dataset of flaky tests in a CI context.

ACKNOWLEDGEMENT

This work was supported by a research grant from Huawei Technologies Canada, Mitacs Canada, as well as the Canada Research Chair and Discovery Grant programs of the Natural Sciences and Engineering Research Council of Canada (NSERC). Moreover, we are grateful to the authors of FlakeFlagger who have responded to our multiple inquiries for clarifications about the dataset.

REFERENCES

- [1] Behrouz Zolfaghari, Reza M Parizi, Gautam Srivastava, and Yoseph Hailemariam. Root causing, detecting, and fixing flaky tests: State of the art and future roadmap. *Software: Practice and Experience*, 51(5):851–867, 2021.
- [2] Qingzhou Luo, Farah Hariri, Lamyaa Eloussi, and Darko Marinov. An empirical analysis of flaky tests. In *Proceedings of the 22nd ACM SIGSOFT International Symposium on Foundations of Software Engineering*, pages 643–653, 2014.
- [3] Moritz Eck, Fabio Palomba, Marco Castelluccio, and Alberto Bacchelli. Understanding flaky tests: The developer’s perspective. In *Proceedings of the 2019 27th ACM Joint Meeting on European Software Engineering Conference and Symposium on the Foundations of Software Engineering*, pages 830–840, 2019.
- [4] Jonathan Bell, Owolabi Legunsen, Michael Hilton, Lamyaa Eloussi, Tiffany Yung, and Darko Marinov. DeFlaker: Automatically detecting flaky tests. In *2018 IEEE/ACM 40th International Conference on Software Engineering (ICSE)*, pages 433–444. IEEE, 2018.
- [5] Wing Lam, Reed Oei, August Shi, Darko Marinov, and Tao Xie. iDFlakies: A framework for detecting and partially classifying flaky tests. In *2019 12th IEEE conference on software testing, validation and verification (icst)*, pages 312–322. IEEE, 2019.

- [6] Abdulrahman Alshammari, Christopher Morris, Michael Hilton, and Jonathan Bell. FlakeFlagger: Predicting flakiness without rerunning tests. In *2021 IEEE/ACM 43rd International Conference on Software Engineering (ICSE)*, pages 1572–1584. IEEE, 2021.
- [7] Gustavo Pinto, Breno Miranda, Supun Dissanayake, Marcelo d’Amorim, Christoph Treude, and Antonia Bertolino. What is the vocabulary of flaky tests? In *Proceedings of the 17th International Conference on Mining Software Repositories*, pages 492–502, 2020.
- [8] Bruno Camara, Marco Silva, Andre Endo, and Silvia Vergilio. On the use of test smells for prediction of flaky tests. In *Brazilian Symposium on Systematic and Automated Software Testing*, pages 46–54, 2021.
- [9] Zhangyin Feng, Daya Guo, Duyu Tang, Nan Duan, Xiaocheng Feng, Ming Gong, Linjun Shou, Bing Qin, Ting Liu, Daxin Jiang, et al. CodeBERT: A pre-trained model for programming and natural languages. *arXiv preprint arXiv:2002.08155*, 2020.
- [10] Fabio Palomba and Andy Zaidman. Notice of retraction: Does refactoring of test smells induce fixing flaky tests? In *2017 IEEE international conference on software maintenance and evolution (ICSME)*, pages 1–12. IEEE, 2017.
- [11] Valeria Pontillo, Fabio Palomba, and Filomena Ferrucci. Toward static test flakiness prediction: a feasibility study. In *Proceedings of the 5th International Workshop on Machine Learning Techniques for Software Quality Evolution*, pages 19–24, 2021.
- [12] Celal Ziftci and Diego Cavalcanti. De-flake your tests: Automatically locating root causes of flaky tests in code at google. In *2020 IEEE International Conference on Software Maintenance and Evolution (ICSME)*, pages 736–745. IEEE, 2020.
- [13] Wing Lam, Patrice Godefroid, Suman Nath, Anirudh Santhiar, and Suresh Thummalapenta. Root causing flaky tests in a large-scale industrial setting. In *Proceedings of the 28th ACM SIGSOFT International Symposium on Software Testing and Analysis*, pages 101–111, 2019.
- [14] Thomas Bach, Artur Andrzejak, and Ralf Pannemans. Coverage-based reduction of test execution time: Lessons from a very large industrial project. In *2017 IEEE International Conference on Software Testing, Verification and Validation Workshops (ICSTW)*, pages 3–12. IEEE, 2017.
- [15] Guillaume Haben, Sarra Habchi, Mike Papadakis, Maxime Cordy, and Yves Le Traon. A Replication Study on the Usability of Code Vocabulary in Predicting Flaky Tests. In *18th International Conference on Mining Software Repositories*, 2021.
- [16] Owain Parry, Gregory M Kapfhammer, Michael Hilton, and Phil McMinn. A survey of flaky tests. *ACM Transactions on Software Engineering and Methodology (TOSEM)*, 31(1):1–74, 2021.
- [17] Arie Van Deursen, Leon Moonen, Alex Van Den Bergh, and Gerard Kok. Refactoring test code. In *Proceedings of the 2nd international conference on extreme programming and flexible processes in software engineering (XP2001)*, pages 92–95. Citeseer, 2001.
- [18] Jacob Devlin, Ming-Wei Chang, Kenton Lee, and Kristina Toutanova. BERT: Pre-training of deep bidirectional transformers for language understanding. *arXiv preprint arXiv:1810.04805*, 2018.
- [19] Matthew E Peters, Mark Neumann, Mohit Iyyer, Matt Gardner, Christopher Clark, Kenton Lee, and Luke Zettlemoyer. Deep contextualized word representations. *arXiv preprint arXiv:1802.05365*, 2018.
- [20] Zhilin Yang, Zihang Dai, Yiming Yang, Jaime Carbonell, Russ R Salakhutdinov, and Quoc V Le. XLNet: Generalized autoregressive pretraining for language understanding. *Advances in neural information processing systems*, 32, 2019.
- [21] Yinhan Liu, Myle Ott, Naman Goyal, Jingfei Du, Mandar Joshi, Danqi Chen, Omer Levy, Mike Lewis, Luke Zettlemoyer, and Veselin Stoyanov. RoBERTa: A robustly optimized bert pretraining approach. *arXiv preprint arXiv:1907.11692*, 2019.
- [22] Chen Sun, Austin Myers, Carl Vondrick, Kevin Murphy, and Cordelia Schmid. VideoBERT: A joint model for video and language representation learning. In *Proceedings of the IEEE/CVF International Conference on Computer Vision*, pages 7464–7473, 2019.
- [23] David Nadeau and Satoshi Sekine. A survey of named entity recognition and classification. *Linguisticae Investigationes*, 30(1):3–26, 2007.
- [24] Nguyen Bach and Sameer Badaskar. A review of relation extraction. *Literature review for Language and Statistics II*, 2:1–15, 2007.
- [25] Hu Xu, Bing Liu, Lei Shu, and Philip S Yu. Bert post-training for review reading comprehension and aspect-based sentiment analysis. *arXiv preprint arXiv:1904.02232*, 2019.
- [26] Chi Sun, Xipeng Qiu, Yige Xu, and Xuanjing Huang. How to fine-tune BERT for text classification? In *China National Conference on Chinese Computational Linguistics*, pages 194–206. Springer, 2019.
- [27] Ashish Vaswani, Noam Shazeer, Niki Parmar, Jakob Uszkoreit, Llion Jones, Aidan N Gomez, Łukasz Kaiser, and Illia Polosukhin. Attention is all you need. In *Advances in neural information processing systems*, pages 5998–6008, 2017.
- [28] Danilo Mandic and Jonathon Chambers. *Recurrent neural networks for prediction: learning algorithms, architectures and stability*. Wiley, 2001.
- [29] Jürgen Schmidhuber, Sepp Hochreiter, et al. Long short-term memory. *Neural Comput*, 9(8):1735–1780, 1997.
- [30] Jan Keim, Angelika Kaplan, Anne Koziolok, and Mehdi Mirakhorli. Does bert understand code?—an exploratory study on the detection of architectural tactics in code. In *European Conference on Software Architecture*, pages 220–228. Springer, 2020.
- [31] Daya Guo, Shuo Ren, Shuai Lu, Zhangyin Feng, Duyu Tang, Shujie Liu, Long Zhou, Nan Duan, Alexey Svyatkovskiy, Shengyu Fu, et al. GraphCodebert: Pre-training code representations with data flow. *arXiv preprint arXiv:2009.08366*, 2020.
- [32] Aditya Kanade, Petros Maniatis, Gogul Balakrishnan, and Kensen Shi. Learning and evaluating contextual embedding of source code. In *International Conference on Machine Learning*, pages 5110–5121. PMLR, 2020.
- [33] Xue Jiang, Zhuoran Zheng, Chen Lyu, Liang Li, and Lei Lyu. TreeBERT: A tree-based pre-trained model for programming language. *arXiv preprint arXiv:2105.12485*, 2021.
- [34] Hamel Husain, Ho-Hsiang Wu, Tiferet Gazit, Miltiadis Allamanis, and Marc Brockschmidt. Codesearchnet challenge: Evaluating the state of semantic code search. *arXiv preprint arXiv:1909.09436*, 2019.
- [35] Yonghui Wu, Mike Schuster, Zhifeng Chen, Quoc V Le, Mohammad Norouzi, Wolfgang Macherey, Maxim Krikun, Yuan Cao, Qin Gao, Klaus Macherey, et al. Google’s neural machine translation system: Bridging the gap between human and machine translation. *arXiv preprint arXiv:1609.08144*, 2016.
- [36] Kevin Clark, Minh-Thang Luong, Quoc V Le, and Christopher D Manning. Electra: Pre-training text encoders as discriminators rather than generators. *arXiv preprint arXiv:2003.10555*, 2020.
- [37] Cong Pan, Minyan Lu, and Biao Xu. An Empirical Study on Software Defect Prediction Using CodeBERT Model. *Applied Sciences*, 11(11):4793, 2021.
- [38] Jiajie Wu. Literature review on vulnerability detection using NLP technology. *arXiv preprint arXiv:2104.11230*, 2021.
- [39] Jeremy Howard and Sebastian Ruder. Universal language model fine-tuning for text classification. *arXiv preprint arXiv:1801.06146*, 2018.
- [40] Abien Fred Agarap. Deep learning using rectified linear units (ReLU). *arXiv preprint arXiv:1803.08375*, 2018.
- [41] Nitish Srivastava, Geoffrey Hinton, Alex Krizhevsky, Ilya Sutskever, and Ruslan Salakhutdinov. Dropout: a simple way to prevent neural networks from overfitting. *The journal of machine learning research*, 15(1):1929–1958, 2014.
- [42] Salma El Anigri, Mohammed Majid Himmi, and Abdelhak Mahmoudi. How BERT’s dropout fine-tuning affects text classification? In *International Conference on Business Intelligence*, pages 130–139. Springer, 2021.
- [43] Zhewei Yao, Amir Gholami, Sheng Shen, Mustafa Mustafa, Kurt Keutzer, and Michael W Mahoney. ADAHESSIAN: An adaptive second order optimizer for machine learning. *arXiv preprint arXiv:2006.00719*, 2020.
- [44] Wajdi Aljedaani, Anthony Peruma, Ahmed Aljohani, Mazen Alotaibi, Mohamed Wiem Mkaouer, Ali Ouni, Christian D Newman, Abdullatif Ghallab, and Stephanie Ludi. Test smell detection tools: A systematic mapping study. *Evaluation and Assessment in Software Engineering*, pages 170–180, 2021.
- [45] Anthony Peruma, Khalid Almalki, Christian D Newman, Mohamed Wiem Mkaouer, Ali Ouni, and Fabio Palomba. Tsdetect: An open source test smells detection tool. In *Proceedings of the 28th ACM Joint Meeting on European Software Engineering Conference and Symposium on the Foundations of Software Engineering*, pages 1650–1654, 2020.
- [46] Tássio Virgínio, Luana Martins, Larissa Rocha, Railana Santana, Adriana Cruz, Heitor Costa, and Ivan Machado. Jnose: Java test smell detector. In *Proceedings of the 34th Brazilian Symposium on Software Engineering*, pages 564–569, 2020.
- [47] Robert E Noonan. An algorithm for generating abstract syntax trees. *Computer Languages*, 10(3-4):225–236, 1985.

- [48] Flakify: A Black-Box, Language Model-based Predictor for Flaky Tests – Replication Package. <https://github.com/uOttawa-Nanda-Lab/Flakify>.
- [49] Nitesh V Chawla, Kevin W Bowyer, Lawrence O Hall, and W Philip Kegelmeyer. SMOTE: synthetic minority over-sampling technique. *Journal of artificial intelligence research*, 16:321–357, 2002.
- [50] Paula Branco, Luis Torgo, and Rita P Ribeiro. A survey of predictive modeling on imbalanced domains. *ACM Computing Surveys (CSUR)*, 49(2):1–50, 2016.
- [51] Cyril Goutte and Eric Gaussier. A probabilistic interpretation of precision, recall and f-score, with implication for evaluation. In *European conference on information retrieval*, pages 345–359. Springer, 2005.
- [52] Michel Raymond and François Rousset. An exact test for population differentiation. *Evolution*, pages 1280–1283, 1995.
- [53] Gledson Melotti, Cristiano Premebida, Jordan J Bird, Diego R Faria, and N Gonçalves. Probabilistic Object Classification using CNN ML-MAP layers. *arXiv preprint arXiv:2005.14565*, 2020.
- [54] Chuan Guo, Geoff Pleiss, Yu Sun, and Kilian Q Weinberger. On calibration of modern neural networks. In *International Conference on Machine Learning*, pages 1321–1330. PMLR, 2017.
- [55] Bruno Henrique Pachulski Camara, Marco Aurélio Graciotto Silva, André Takeshi Endo, and Silvia Regina Vergilio. What is the vocabulary of flaky tests? an extended replication. In *2021 IEEE/ACM 29th International Conference on Program Comprehension (ICPC)* (ICPC), pages 444–454, 2021.
- [56] John Micco Atif Memon. How Flaky Tests in Continuous Integration. <https://www.youtube.com/watch?v=CrzpkF1-VsA>, 2016.
- [57] Emily Kowalczyk, Karan Nair, Zebao Gao, Leo Silberstein, Teng Long, and Atif Memon. Modeling and ranking flaky tests at Apple. In *2020 IEEE/ACM 42nd International Conference on Software Engineering: Software Engineering in Practice (ICSE-SEIP)*, pages 110–119. IEEE, 2020.
- [58] Identifying and analyzing flaky tests in Maven and Gradle builds. <https://gradle.com/blog/flaky-tests>. Accessed: 2021-11-01.
- [59] Taher Ahmed Ghaleb, Daniel Alencar da Costa, Ying Zou, and Ahmed E Hassan. Studying the impact of noises in build breakage data. *IEEE Transactions on Software Engineering*, 2019.
- [60] Johannes Lampel, Sascha Just, Sven Apel, and Andreas Zeller. When life gives you oranges: detecting and diagnosing intermittent job failures at Mozilla. In *Proceedings of the 29th ACM Joint Meeting on European Software Engineering Conference and Symposium on the Foundations of Software Engineering*, pages 1381–1392, 2021.

APPENDIX A

HEURISTICS FOR DETECTING TEST SMELLS

We followed similar heuristics to those used by Alshammari et al. [6] for detecting test smells in test code. However, different from Alshammari et al., who detect test smells dynamically, we detect test smells statically by analyzing the test code. To this end, we used an Abstract Syntax Tree (AST) [47] parser, provided by the Eclipse JDT library,⁴ to traverse any given test code and retain statements that match, according to our heuristics, any of the targeted test smells. Using this library, each Java file in the test suites is parsed and converted into AST nodes representing different code elements, e.g., method declaration or invocation. We describe below the heuristics used to detect each of the eight test smells (see Table 1). For each test case, i.e., test method, we analyze each statement to check whether it matches one of the targeted test smells. If so, we retained it as part of the pre-processed test code and otherwise excluded it. For some test smells, we add a flag, i.e., a Java line comment appended to the end of each statement matching the test smell, to help distinguish them from other statements.

- **Indirect Testing:** To detect this test smell, we check whether a statement invokes a method that belongs

to a class other than the test class or the production class under test. Since our approach is black-box, i.e., we have no access to production code, the production class name is extracted from the test class name by removing the word ‘Test’. Any statement that is found to invoke such methods is retained and the ‘//IT’ flag added.

- **Eager Testing:** To detect this test smell, we check whether a test case invokes more than one method belonging to the production class under test. If so, we retain the statements invoking these methods, adding the ‘//ET’ flag.
- **Test Run War:** To detect this test smell, we check whether a statement accesses `static` variables that are not declared as `final`, as the value of such variables could be changed by other test cases at any time. Any statement is found to use one of these variables is retained, adding the ‘//RW’ flag.
- **Conditional Logic:** To detect this test smell, we check whether a statement contains an `if` condition. If so, we retain any `if` statement, including its conditional expression. For the statements inside the `if` and `else` blocks, we only retain those that match one of the eight test smells.
- **Fire and Forget:** To detect this test smell, we check whether a statement invokes a method that launches a thread by checking if the invoked method belongs to `java.lang.Thread` class, `java.lang.Runnable` interface, or `java.util.concurrent` package. If so, the statement is retained.
- **Mystery Guest:** To detect this test smell, we check whether a statement invokes a method that accesses external resources, such as the file system (via `java.io.File`), database system (via `java.sql`, `javax.sql`, or `javax.persistence`), or network (via `java.net` or `javax.net`). Any statement that is found to use methods that belong to one of these classes or packages is retained.
- **Assertion Roulette:** To detect this test smell, we check whether a statement includes any of the following assertion mechanisms, including `assertArrayEquals`, `assertEquals`, `assertFalse`, `assertNotNull`, `assertNotSame`, `assertNull`, `assertSame`, `assertThat`, `assertTrue`, and `fail`. If so, the statement is retained.
- **Resource Optimism:** To detect this test smell, we check whether a statement accesses the file system (`java.io.File`) without checking if the path (for either a file or directory) exists. To do so, we check the test initialization method (usually named as `setUp` or has the `@Before` annotation) for any path checking method, including `getPath()`, `getAbsolutePath()`, or `getCanonicalPath()`. If no such checking is present, the statement is retained, adding the ‘//RO’ flag.

4. <https://www.eclipse.org/jdt>