

Adversarial Attacks against Windows PE Malware Detection: A Survey of the State-of-the-Art

XIANG LING, Institute of Software, Chinese Academy of Sciences, China

LINGFEI WU, JD.COM Silicon Valley Research Center, USA

JIANGYU ZHANG, ZHENQING QU, and WEI DENG, Zhejiang University, China

XIANG CHEN, CHUNMING WU, and SHOULING JI, Zhejiang University, China

TIANYUE LUO, JINGZHENG WU, and YANJUN WU, Institute of Software, Chinese Academy of Sciences, China

The malware has been being one of the most damaging threats to computers that span across multiple operating systems and various file formats. To defend against the ever-increasing and ever-evolving threats of malware, tremendous efforts have been made to propose a variety of malware detection methods that attempt to effectively and efficiently detect malware so as to mitigate possible damages as earlier as possible. Recent studies have shown that, on the one hand, existing machine learning (ML) and deep learning (DL) techniques enable the superior detection of newly emerging and previously unseen malware. However, on the other hand, ML and DL models are inherently vulnerable to adversarial attacks in the form of adversarial examples, which are maliciously generated by slightly and carefully perturbing the legitimate inputs to confuse the targeted models. Basically, adversarial attacks are initially extensively studied in the domain of computer vision like image classification, and some quickly expanded to other domains, including natural language processing, audio recognition and even malware detection which is extremely critical to computers.

In this paper, we focus on malware with the file format of portable executable (PE) in the family of Windows operating systems, namely Windows PE malware, as a representative case to study the adversarial attack methods in such adversarial settings. To be specific, we start by first outlining the general learning framework of Windows PE malware detection based on ML/DL and subsequently highlighting three unique challenges of performing adversarial attacks in the context of Windows PE malware. We then conduct a comprehensive and systematic review to categorize the state-of-the-art adversarial attacks against PE malware detection, as well as corresponding defenses to increase the robustness of Windows PE malware detection. We conclude the paper by first presenting other related attacks against Windows PE malware detection beyond the adversarial attacks and then shedding light on future research directions and opportunities. In addition, a curated resource list of adversarial attacks and defenses for Windows PE malware detection is also available at <https://github.com/ryderling/adversarial-attacks-and-defenses-for-windows-pe-malware-detection>.

CCS Concepts: • **Security and privacy** → **Intrusion/anomaly detection and malware mitigation**; • **Theory of computation** → **Adversarial learning**.

Additional Key Words and Phrases: Portable Executable, Malware Detection, Machine Learning, Deep Learning, Adversarial Machine Learning, Adversarial Attacks.

Authors' addresses: Xiang Ling, Institute of Software, Chinese Academy of Sciences, Beijing, China, 100190, lingxiang@zju.edu.cn; Lingfei Wu, JD.COM Silicon Valley Research Center, USA, 94043, lwu@email.wm.edu; Jiangyu Zhang; Zhenqing Qu; Wei Deng, Zhejiang University, China, {zhangjiangyu,quzhenqing,dengwei}@zju.edu.cn; Xiang Chen; Chunming Wu; Shouling Ji, Zhejiang University, China, [{wuchunming,sji}@zju.edu.cn">wadsnxchen@gmail.com,{wuchunming,sji}@zju.edu.cn](mailto:wadsnxchen@gmail.com); Tianyue Luo; Jingzheng Wu; Yanjun Wu, Institute of Software, Chinese Academy of Sciences, China, [{tianyue,jingzheng08,yanjun}@iscas.ac.cn">{tianyue,jingzheng08,yanjun}@iscas.ac.cn](mailto).

Permission to make digital or hard copies of all or part of this work for personal or classroom use is granted without fee provided that copies are not made or distributed for profit or commercial advantage and that copies bear this notice and the full citation on the first page. Copyrights for components of this work owned by others than ACM must be honored. Abstracting with credit is permitted. To copy otherwise, or republish, to post on servers or to redistribute to lists, requires prior specific permission and/or a fee. Request permissions from permissions@acm.org.

© 2021 Association for Computing Machinery.

XXXX-XXXX/2021/12-ART0 \$15.00

<https://doi.org/11.1111/11111111.1111111>

ACM Reference Format:

Xiang Ling, Lingfei Wu, Jiangyu Zhang, Zhenqing Qu, Wei Deng, Xiang Chen, Chunming Wu, Shouling Ji, Tianyue Luo, Jingzheng Wu, and Yanjun Wu. 2021. Adversarial Attacks against Windows PE Malware Detection: A Survey of the State-of-the-Art. *ACM Forthcoming* 0, 0, Article 0 (December 2021), 35 pages. <https://doi.org/11.1111/11111111.11111111>

1 INTRODUCTION

With the rapid development and advancement of information technology, computer systems are playing an indispensable and ubiquitous role in our daily lives. Meanwhile, the cyberattack has been an important type of ever-increasing and constantly evolving threats to the security of computer systems, and has been widespread exploited by cybercriminals potentially with malicious intentions (e.g., gaining economic profits). The malware (i.e., short for the **Malicious software**) is one of the most powerful cyberattacks for attackers to perform malicious activities in the computer system, such as stealing confidential information without permissions, compromising the information system, and demanding for a large ransom. While malware spans across multiple operating systems (e.g., Windows, Linux, macOS, Android, *etc.*) with various file formats (e.g., Portable Executable, Executable and Linkable Format, Mach-O, Android Application Package, *etc.*), we focus on the malware with the file format of Portable Executable (PE) in the family of Windows operating systems (namely Windows PE malware) in this paper due to the following two reasons. (1) Windows is the most worldwide popular and long standing operation system for end users while the malware in the file format of PE constitutes the earliest and maximum studied threat in the wild [115]. According to the statistics of Kaspersky Lab at the end of 2020, there are an average of 360,000 malware detected by Kaspersky per day, and over 90% of which are Windows PE malware [58], inducting the PE file is still not sufficiently protected until now. (2) Although it is quite different for the file format of malware, we argue that the wisdom and methodology behind the Windows PE malware can be easily adapted and applied to other types of malware built on different file formats in different operating systems [34], such as PDF malware, and malware in Linux or Android.

To mitigate and address the ever-increasing number of security threats caused by Windows PE malware, there are tremendous efforts have been made to effectively and efficiently detect the Windows PE malware. In particular, traditional malware detection can be traced back to the signature-based malware detection, which determines whether a given suspicious software is malicious or not via comparing its signature with all signatures from the maintained database of malware that have been previously collected and confirmed. It is obvious that the fatal flaw of the signature-based malware detection is that it can only detect previously collected and known malware due to the heavily reliance on the maintained database of malware. In the last few decades, inspired by the great successes of ML and DL in various long-standing real-world tasks (e.g., computer vision, natural language processing, speech recognition, *etc.*), a variety of ML/DL-based malware detection that leverage the high capacity of ML/DL models have been adapted and presented to detect Windows PE malware. In general, these ML/DL-based malware detection claim that, they can generalize well to predict the new and previously unseen (i.e., zero-day) malware instances due to the inherent generalizability of ML/DL models.

Unfortunately, recent studies have demonstrated that existing ML/DL models are inherently vulnerable to adversarial attacks in the form of adversarial examples, which are maliciously generated by slightly and carefully perturbing the legitimate inputs to confuse the targeted ML/DL models. Since the creation of adversarial attacks, most research papers focused on studying adversarial attacks in the domain of computer vision, e.g., slightly and carefully perturbing a “Persian cat” image x such that the resulting adversarial image x' can be misclassified as a “Lion fish” by the targeted image classifier. Normally, in the context of images, most proposed adversarial attacks

resolve to the feature-space attack like various gradient-based methods, which can be directly applied to generate adversarial images. Until now, there have been a large number of adversarial attack methods and corresponding defense mechanisms being proposed by security researchers and practitioners in both academia and industry.

Inspired by those studies of adversarial attacks in the context of images, a natural question arises is that, **is it feasible to perform adversarial attacks against existing malware detection methods, especially against ML/DL based PE malware detection?** To answer the aforementioned question, in recent five years, security researchers and practitioners have proposed lots of adversarial attacks in the context of malware, requiring that the generated adversarial malware file should not only be misclassified as the “goodware” by the target malware detection model, but also behaves exactly the same as the original malware file. Compared to the adversarial attack in the context of images, exploring the adversarial attack in the context of malware is completely different and extremely challenging due to the highly structured nature of software files like PE files. To put it simple, even though we can employ existing feature-space attacks to generate the “adversarial features of malware”, it is significantly challenging to find the corresponding “adversarial malware file” that can preserve the format, executability and maliciousness the same as the original malware file. Despite the popularity and challenge of adversarial attacks against malware detection in the cyber security community, there is no comprehensive review paper that extensively collect and systematically summarizes the existing efforts in the research direction. In fact, for the general adversarial attacks and defenses, there are some surveys study on the image, text and graph [3, 6, 129, 146], but very few reviews focusing on the adversarial attacks in the context of PE malware [75, 97]. Therefore, it is particularly meaningful and urgently demanding for this kind of work to help successive researchers and practitioners to have an overview of this research direction.

Contributions of this survey. The purpose of this survey is to provide a comprehensive review on the state-of-the-art research efforts of adversarial attacks against Windows PE malware detection as well as corresponding defenses to increase the robustness of existing PE malware detection solutions. We expect that this survey can serve researchers and practitioners who are interested in attacking and defending Windows PE malware detection. In addition, this survey also aims to provide the basic principles to solve this challenging question in generating “real” adversarial PE malware rather than unpractical adversarial PE features that are violate the principles (*i.e.*, format-preserving, executability-preserving and maliciousness-preserving). We believe that the principles can constitute a useful guideline when related researchers and practitioners deal with the generic task of malware detection, not only restricted to PE malware detection. To summarize, the key contributions of this survey are as follows.

- To the best of our knowledge, this is the first work that summarizes and highlights three unique challenges of adversarial attacks in the context of Windows PE malware in the wild, *i.e.*, format-preserving, executability-preserving and maliciousness-preserving.
- We conduct a comprehensive and systematic review for adversarial attacks against Windows PE malware detection and propose a taxonomy to categorize the state-of-the-art adversarial attack methods from different viewpoints.
- We summarize the existing adversarial defenses for PE malware detection against the proposed adversarial attacks. In addition, we discuss other types of attacks against Windows PE malware detection beyond the adversarial attacks.

Organization. The rest of this paper is organized as follows. We introduce the general layout of PE files and outline the ML/DL-based learning framework of PE malware detection in § 2. In § 3, we manifest three unique challenges of adversarial attacks against PE malware detection compared with the general adversarial attacks in the context of images. § 4 first presents our taxonomy of

adversarial attacks against PE malware detection and then gives a detailed introduction to the state of the art. We summarize the existing adversarial defenses for PE malware detection in § 5. In § 6, we first discuss other types of attacks against PE malware detection beyond the adversarial attacks and then point out some research directions and possible opportunities for future work. We conclude this survey paper in § 7.

2 MACHINE LEARNING AND DEEP LEARNING FOR PE MALWARE DETECTION

This section aims to provide the basics to understand how to take advantage of ML and DL for malware detection in terms of portable executables in the family of Windows operating systems (OSs). In particular, we first introduce the general layout of PE files and PE malware in § 2.1, and then outline the learning framework of PE malware detection models based on ML/DL in § 2.2.

2.1 PE file Layout and Malware

2.1.1 General Layout of PE files. The Portable Executable (PE) format [87, 100] is created to provide a common file format for the Microsoft family of Windows OSs to execute code and store essential data that is necessary to execute the code on all supported CPUs, which has made PE the dominant file format of executables on the Windows platform since its creation. As illustrated in Fig. 1, the general file layout of a PE contains three groups of information, *i.e.*, **header information** (avocado green), **section information** (sandy brown) and the **other un-mapped data** (light blue).

The first group is **header information** that is organized in a fixed manner to tell the OS how to map the PE file into memory for execution. In particular, every PE file starts with the *DOS Header* followed by the *DOS Stub*, both of which are only used for the compatibility with the Microsoft disk operating system (MS-DOS) [98]. Following the DOS Header and DOS Stub, the *PE Header* outlines the overview information about the entire PE file, including the number of sections, the creation time, and various other attributes of PE, *etc.* Besides that, the subsequent *PE Optional Header* is used to supplementally describe the PE file with more than 30 attributes (*e.g.*, size of code, address of entry point, *etc.*) in more detail. The last component in the header information group usually is the *Section Table*, which provides information about all associated sections, including names, offsets, sizes, and other information. It is worth noting that one PE needs at least one section to be loaded and run.

The second group is **section information** that contains a list of consecutive sections with the executable code and necessary data. In general, the number and the order of these sections are not fixed. Although the name of a section can be customized by the user, Microsoft officially defines several naming conventions based on the semantics and functionalities. In most cases, the “.text” section in PE contains the executable code, while the “.data” section contains necessary data, mainly storing global variables and static variables. The “.idata” and “.edata” sections are used to store the address and size information for the import table and export table, respectively. To be specific, the import table specifies the APIs that will be imported by this executable, while the export table specifies its own functions so that other executables can

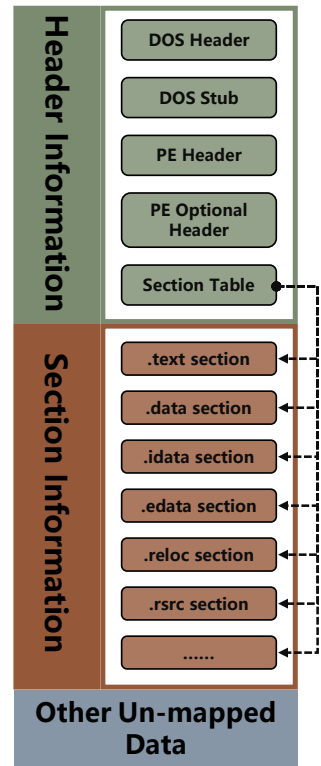


Fig. 1. The general layout of a PE file, consisting of three groups of information: header information, section information and the other un-mapped data.

access them. The “.reloc” section has relocation information to ensure the executable is positioned and executed correctly. The “.rsrc” section contains all resources (*e.g.*, icons, menus, *etc.*). The last group is the **other un-mapped data** which will not be mapped into memory. In particular, the un-mapped data refers to the chunk of un-used bytes, like debug information, at the end of PE files.

Within the family of Windows OSs, PE mainly has two typical and most commonly used file types, *i.e.*, EXEcutable (EXE) and Dynamic Link Library (DLL), which are generally ended with “.exe” and “.dll” as the suffix name. Normally, an “.exe” file is PE that can be run independently while a “.dll” file contains the library of functions that other executables can use in the Windows [100].

2.1.2 PE Malware. The malicious software, *i.e.*, malware, is purposely designed and implemented to satisfy the malicious goals and intentions from attackers. Since the first creation of PE format in the family of Windows OSs, PE files have been widely leveraged by malicious attackers to build PE malware. Until now, according to the security reports from AV-TEST Institute [11] and Avira Protection Labs [12], PE malware still remains the predominant threat for both personal users and business users in the wild for the following two major reasons. First, the worldwide popularity of the family of Windows OSs and the commonality of PE files inside make the family of Windows OSs, especially the PE file that can be executed, become the main target of attackers for benefit maximization. Second, unlike other file types, PE files can be self-contained, which means that PE malware can include all needed data and do not require additional data to launch the attack. In addition, based on different types of proliferation and different malicious intentions, PE malware can be further briefly classified as viruses, trojans, PUA, worms, adware, ransomware, *etc.* For more details, we refer interested readers to [142].

2.2 Learning Framework for PE Malware Detection

2.2.1 Overview. To defend against PE malware, *i.e.*, effectively and efficiently detecting PE malware so that potential infections and damages can be mitigated or stopped, there are tremendous research efforts have been made for PE malware detection. Traditional malware detection can actually be traced back to the classic signature-based malware detection. To be specific, the signature-based malware detection maintains typically a database of signatures of malware that have been previously collected and confirmed as malware. For a given suspicious software like a PE, the signature-based malware detection can determine whether it is malicious or not by comparing its signature with all signatures from the maintained database of malware. Obviously, the signature-based malware detection has a fatal drawback that it heavily relies on the maintained database of malware signatures, so that it can only detect previous collected and known malware.

In recent years, inspired by the great successes of ML and DL techniques in various research fields, various ML/DL-based malware detection methods that leverage the high learning capacity of ML/DL models have been adapted and proposed for PE malware detection. These ML/DL-based malware detection methods normally claim that, as ML/DL models generalize well to predictions of new and unseen instances, they can also generalize to new and previously unseen (*i.e.*, zero-day) malware. Fig. 2 illustrates the overview learning framework of PE malware detection [18], which generally consists of three steps, including data acquisition, feature engineering as well as learning from models and predictions. In the following, we are going to introduce each step at a glance.

2.2.2 Data Acquisition. It is well known that the data quality determines the upper limit of ML/DL models [28]. In order to build any malware detection models, it is fundamental to collect and label sufficient PE samples, including both malware and goodware of PE files. However, unlike the benchmark datasets in the field of computer vision or natural language processing (*e.g.*, MNIST [74], CIFAR [68], ImageNet [38], Yelp Review [52], *etc.*), cybersecurity companies or individuals normally treat PE samples, especially raw files of PE malware, as private property, and thus rarely release

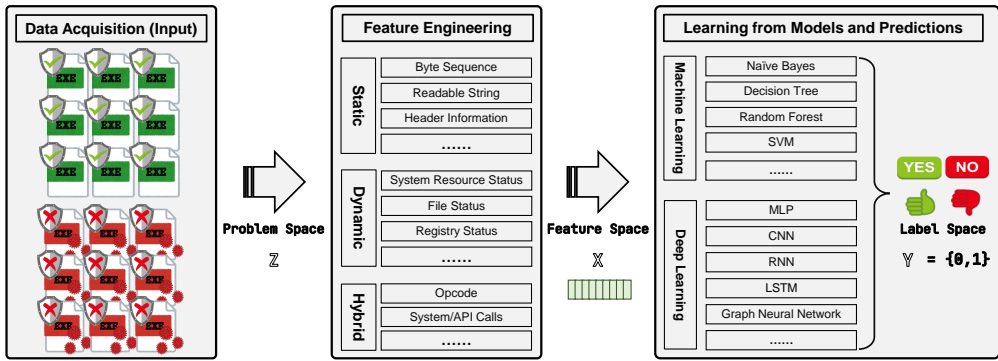


Fig. 2. The Overview Learning Framework of PE Malware Detection.

them to public. Although a few security institutions or individuals have shared their datasets of PE files [30, 144], there are no established benchmark that has been widely used for most PE malware detection until now. In addition to collecting PE samples, another important process is to distinguish PE malware from all collected PE files, *i.e.*, data labeling. Currently, a common practice to label PE files is to rely on malware analysis services like VirusTotal, which can provide multiple detection results (*i.e.*, whether it is malware) from nearly 70 state-of-the-art anti-virus engines [21]. Unfortunately, for the same suspicious PE sample, it is well-known that its detection results from different anti-virus engines are somewhat inconsistent with each others. To address this challenges, a variety of methods [56, 116, 117, 152] have been proposed to unify the detection label by either picking up a credible anti-virus or adopting a voting-based approach.

Formally, suppose there is a **problem space** \mathbb{Z} (also known as input space) that contains objects of one specific domain (*e.g.*, PE files, images, texts, *etc.*) from real-world applications, each object z in the problem space \mathbb{Z} ($z \in \mathbb{Z}$) is associated with a ground-truth label $y \in \mathbb{Y}$, in which \mathbb{Y} denotes the corresponding **label space** depending on the specific real-world application. In the scenario of PE malware detection, the problem space \mathbb{Z} is referred to the space of all possible PE files and the label space $\mathbb{Y} = \{0, 1\}$ denotes the space of detection labels, *i.e.*, malware or goodware.

2.2.3 Feature Engineering. After collecting and labeling sufficient PE samples, it is necessary and important to perform somewhat feature engineering over all PE samples before inputting them into ML/DL models, as ML/DL models can only accept numeric input. Feature engineering aims to extract the intrinsic properties of PE files that are most likely to be used for distinguishing malware from goodware, and then generates corresponding numeric features for representation. From different perspectives of properties of PE files, there is a large body of work on extracting various features, which can be generally categorized into three broad category: *static* features, *dynamic* features and *hybrid* features [18, 106, 142] and summarized in Table 1.

First of all, static features are directly extracted from the PE samples themselves without actually running them. For instance, byte sequence, readable string, header information and the grayscale image are commonly used static features for PE malware detection.

- **Byte Sequence:** A PE sample is essentially a binary file, which is typically considered to be a sequence of bytes. Therefore, the byte sequence is the most straightforward and informative way to represent a PE file. In fact, the byte sequence can either be directly input into DL models [31, 66, 105], or be further converted into an intermediate representation, *e.g.*, n-grams or entropy of byte sequences [45, 65, 114, 115].

Table 1. Common Features and Corresponding Learning Models for PE Malware Detection.

Features	Category		Representative ML/DL Model Architectures	Representative PE Malware Detection Methods*
	Static	Dynamic		
Byte Sequence	✓		Naïve Bayes [91], SVM [29], DT [138], MLP [27], CNN [69], LightGBM [60].	Schultz et al. [115], Kolter and Maloof [65], Saxe and Berlin [114], Gibert et al. [45], MalConv [105], EMBER [10].
Readable String	✓		Naïve Bayes [91], SVM [29], MLP [27], DT [138], RF [48], LightGBM [60].	Schultz et al. [115], SBMDS [141], Islam et al. [54], Saxe and Berlin [114], EMBER [10].
Header Information	✓		MLP [27], LightGBM [60], Naïve Bayes [91], SVM [29], DT [138].	Saxe and Berlin [114], EMBER [10], PE-Miner [121].
Grayscale Image	✓		kNN [7], CNN [69], SVM [29].	Nataraj et al. [93], Kim [62], Visual-AT [82].
CPU/Memory/IO/ <i>etc.</i> Status		✓	CNN [69], kNN [7], SVM [29].	Rieck et al. [107], AMAL [89], Abdelsalam et al. [1].
File Status		✓	Hierarchical Clustering [44], CNN [69], kNN [7], SVM [29], GNN [63].	Bailey et al. [13], Rieck et al. [107], AMAL [89], Abdelsalam et al. [1], MatchGNet [136].
Registry Status		✓	Hierarchical Clustering [44], kNN [7], SVM [29].	Bailey et al. [13], Rieck et al. [107], AMAL [89].
Network Status		✓	Hierarchical Clustering [44], CNN [69], kNN [7], SVM [29], GNN [63].	Bailey et al. [13], Rieck et al. [107], AMAL [89], Abdelsalam et al. [1], MatchGNet [136].
Opcode	✓	✓	kNN [7], SVM [29], DT [138], RNN [25], CNN [69], Hierarchical Clustering [44].	AMCS [143], Santos et al. [112], IRMD [147], RMVC [128].
System or API Calls	✓	✓	RIPPER [26], SVM [29], Hierarchical Clustering [44], CNN [69], LSTM [49].	Schultz et al. [115], SBMDS [141], Rieck et al. [107], Qiao et al. [102], Zhang et al. [149].
Control Flow Graph	✓	✓	Naïve Bayes [91], SVM [29], RF [48], GNN [63].	Kapoor and Dhavale [57], MAGIC [140].
Function Call Graph	✓	✓	RF [48], AutoEncoder [134], CNN [69].	Hassen and Chan [47], DLGraph [55], DeepCG [150].

*If the paper does not clearly name the PE malware detection, we use the author name(s) of the paper with its reference.

- **Readable String:** A PE file might contain readable strings that reflect its intentions or semantics, like file names, IP addresses, domain names, author signatures, *etc.* After extracting readable strings in a PE file, their numeric feature representation can be a set of binary attributes (*i.e.*, whether the string exists), frequencies, or even 2D histogram features [54, 114, 115, 141].
- **Header Information:** As illustrated in Fig. 1, the PE header information occupies an important place to describe and normalize the PE file globally so that it can be executed properly. In particular, simple statistics on PE header information, such as the file size, numbers of sections, sizes of sections, the number of imported or exported functions, *etc.*, are commonly used feature representation for PE malware detection [10, 114, 121].
- **Grayscale Image:** Since the value range of bytes in a PE file is the same as the pixel value in an image, a visualization-based feature engineering approach is to transform a PE file into a grayscale image, for which each byte in a PE file corresponds to a pixel in an image [92]. Inspired by the recent great successes of image classification methods, a lot of visualization-based methods have also proposed for PE malware detection [62, 82, 93].

Second, dynamic features refer to those features that can be extracted by first running the executable in an isolated environment (*e.g.*, sandbox, virtual machine, *etc.*) and then monitoring their runtime status in terms of system resources, files, registries, network, and others.

- **System Resource Status:** The execution of malware inevitably occupy system resources (*e.g.*, CPU, memory, IO, *etc.*), whose runtime status can be considered as dynamic features for malware detection, as a variety of malware within one specific family might follow a relatively fixed pattern of system resources during execution. In particular, CPU usage, memory usage, and I/O request packets are commonly monitored as dynamic features [1, 89, 107].
- **File Status:** Malware normally needs to operate on files of target users for reaching malicious intentions by attackers. Thus, logging and counting for the files accessed, created, modified or deleted are commonly used dynamic features in malware detection [1, 13, 89, 107, 136].
- **Registry Status:** Registries that store the system/application-level configurations are important for the family of Windows OSs. The malware could operate on registries for malicious intentions, like the self-starting malware. Similar to file status, registry status like counting the registries created, modified and deleted can also be regarded as dynamic features [13, 89, 107].
- **Network Status:** The spread of malware like trojans and ransomware mainly depends on the network. Taking trojans as an example, they are likely to connect remote servers with certain ports. Therefor, when diving into the specific aspects of network status, there are a variety of network-level information can be used for creating a rich set of dynamic features [1, 13, 89, 107, 136], such as numbers of distinct IP address or certain ports, number of different HTTP requests (*e.g.*, POST, GET, HEAD, PUT, *etc.*), to name just a few.

Finally, we exemplify four commonly used hybrid features, *i.e.*, opcode, system/API calls, control flow graph (CFG) and function call graph, which can be extracted from executables with either static or dynamic analysis methods. For instance, opcodes of executables can be obtained by either extracting from their disassembled instructions or monitoring their runtime instructions in memory.

- **Opcode:** Executables, including malware, can be generally considered as a collection of instructions that are executed in a specific order. In machine assembly language, an instruction consists of a opcode and several operands, in which the opcode specifies the operation to be executed and the operand refers to the corresponding data or its memory location. As prior studies suggest, the opcode distributions of malware statistically differ from goodware, and thus various features are constructed from the opcodes, such as their frequency, n-grams of opcode sequences or even opcode images [112, 128, 143, 147].
- **System/API Calls:** System/API calls refer to how executables interact with system-level or application-level libraries in the family of Windows OSs. Similar to the opcode, various feature representations are thus constructed from system/API calls, such as the frequency of system/API calls, n-grams of system/API call sequences [102, 107, 115, 141, 149].
- **CFG:** The CFG is a graph-based feature representation that is commonly used to characterize the control flow of executables, including PE malware [57, 140]. Building from assembly instructions of executables, each node in the CFG represents a sequence of instructions without branching and each edge represents control flow path between two nodes [80].
- **Function Call Graph:** The function call graph [111] that attempts to build the caller-callee relation between different functions (including system/API or user-implemented functions), is regarded as a more coarse-grained graph representation compared with the CFG [47, 55, 150].

It is worth to note that, on the one hand, we just brief review and categorize the commonly used features in PE malware detection, and do not attempt to cover all, which is not the goal of our paper. On the other hand, all the features mentioned above are not separate or independent, they are actually mixed for PE malware detection in the wild. In essence, the process of feature

engineering can be broadly expressed as a feature mapping function that maps the problem space into the feature space (*i.e.*, the numeric features), which is formulated in **Def. 1** as follows.

Def. 1 (Feature Mapping Function). A feature mapping function ϕ is formulated as $\phi : \mathbb{Z} \rightarrow \mathbb{X}$, in which \mathbb{Z} denotes the problem space from a specific real-world application, and \mathbb{X} denotes the corresponding feature space, numerically describing the intrinsic properties of objects in the problem space.

2.2.4 Learning from Models and Predictions. After extracting and generating the numeric features from the executable, it is necessary to choose a proper ML or DL model for PE malware detection that is generally regarded as a binary classification task, *i.e.*, predicting whether the given executable is malware or goodware. In recent years, with the rapid development and great success of artificial intelligence technology in many fields like computer vision, natural language processing, and even code analysis [81], a huge variety of ML/DL models have been continuously proposed, such as Naïve Bayes, SVM, DT, RF, MLP, CNN, RNN, LSTM, or GNN. Regardless of how diverse of feature representation for executables, almost all kinds of ML/DL models mentioned have been used for PE malware detection, as long as the features obtained from feature engineering conform to the input format of the corresponding ML/DL model. For instance, an LSTM model can accept the sequence data as the input, but cannot accept the graph data, while GNN can process the graph data.

In essence, an ML/DL model refers to mathematical discrimination function f with parameters to map the numeric features of executables into their binary labels (*i.e.*, malware and goodware), which is broadly formulated in **Def. 2** as follows.

Def. 2 (Discrimination Function). A discrimination function f can be precisely formulated as $f : \mathbb{X} \rightarrow \mathbb{Y}$, in which \mathbb{X} denotes the feature space and \mathbb{Y} denotes the corresponding label space.

The training process of a malware detection model is to learn the model parameters based on a large amount of training samples, so that the malware detection model can approximate the real relationship function between the feature patterns of executables and their binary detection labels. After that, to predict whether a given executable is malware or not, the malware detection model with learned parameters can effectively and efficiently compute the probabilities assigned to both classes of malware and goodware. In order to find the most applicable model, it is actually quite common to test different ML/DL models for PE malware detection depending on the specific task. In Table 1, the last two columns present the representative ML/DL model architectures and corresponding PE malware detection methods with references.

3 CHALLENGES OF ADVERSARIAL ATTACKS FOR PE MALWARE

In this section, we first introduce the general concept and taxonomy of adversarial attacks that have been originally and extensively studied in the domain of image classification tasks, and then manifest the most unique challenges of adversarial attacks for PE malware when compared with other fields like images, audios, texts, *etc.*

3.1 Adversarial Attacks: The General Concept and Taxonomy

Although recent advances in ML and DL have led breakthroughs in a variety of long-standing real-world tasks (*e.g.*, computer vision, natural language processing, speech recognition, *etc.*), unfortunately, it has been convincingly demonstrated that existing ML and DL models are inherently vulnerable to adversarial attacks with carefully crafted adversarial examples. In particular, adversarial examples are intentionally and maliciously designed inputs that aim to mislead the given target model in the testing phrase rather than the training phrase. Generally, adversarial attacks

can be categorized along multiple different dimensions. In the following part, we broadly classify adversarial attacks along two dimensions, *i.e.*, adversary's space and adversary's knowledge.

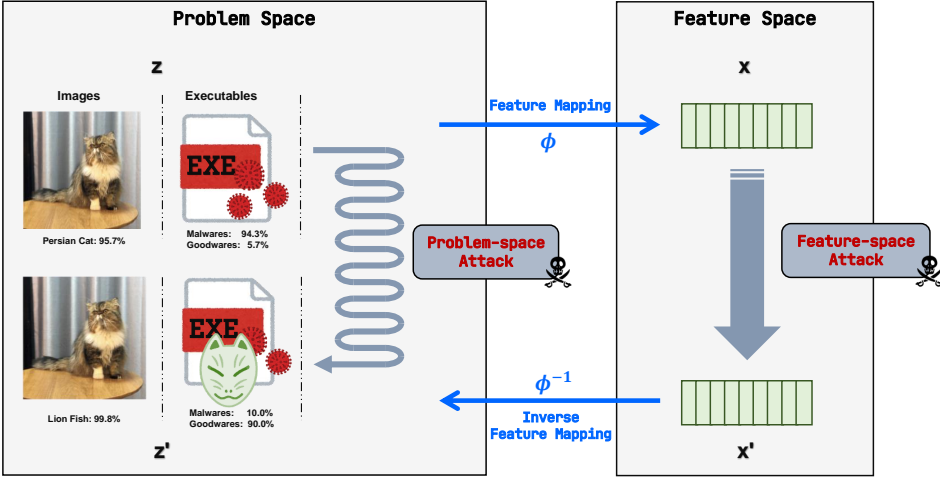


Fig. 3. Illustration of the connection between the **feature-space attack** and the **problem-space attack**, in which the feature mapping function ϕ and the inverse feature mapping function ϕ^{-1} act as bridges for transitions between the feature-space and the problem-space.

3.1.1 Adversary's Space: Feature-space Attack versus Problem-space Attack. Initially, the adversarial example is explored in the context of image classification tasks and is normally address in the feature-space. In particular, for a given image classification model f and a given input image z with feature representation $x \in \mathbb{X}$ (*i.e.*, $f(x) = y$), the attacker attempts to minimize the distance between x' and x in the feature-space, such that the resulting adversarial example $x' \in \mathbb{X}$ in the feature-space can misclassify the classification model f . This kind of adversarial attack is normally termed as the **feature-space attack**, which is formulated in Eq. (1) as follows.

$$\begin{aligned} & \min_{x'} \text{distance}(x', x) \\ & \text{s.t. } x' \in \mathbb{X} \\ & f(x') = y' \neq y \end{aligned} \quad (1)$$

in which $\text{distance}(x_1, x_2)$ denotes any measurement function of distance between x_1 and x_2 in the feature-space depending on the actual applications. For the feature-space attacks, as the feature representation in the feature-space is normally continuous, most of them generate adversarial examples based on gradients-base methods like FGSM, PGD, C&W, *etc.*

In contrast with the aforementioned feature-space attack, the **problem-space attack** refers to the adversarial attack that is performed in the problem-space, *i.e.*, how to “modify” the real-world input $z \in \mathbb{Z}$ with a minimal cost (*e.g.*, executables, source code, PDF, *etc.*) such that the generated adversarial example $z' \in \mathbb{Z}$ in the problem-space can also misclassify the target model f as follows.

$$\begin{aligned} & \min_{z'} \text{cost}(z', z) \\ & \text{s.t. } z' \in \mathbb{Z} \\ & f(\phi(z')) = y' \neq y \end{aligned} \quad (2)$$

in which $\text{cost}(z_2, z_1)$ denotes any cost function that transforms z_1 into z_2 in the problem-space of the specific application.

When comparing the problem-space attack in Eq. (2) with the feature-space attack in Eq. (1), it is easy to find the most fundamental and noticeable difference between them is, the problem-space attack involves a feature mapping function ϕ that maps the problem-space into the feature-space, which is usually neither invertible nor differentiable. Therefore, the problem-space attack can hardly use gradient-base methods directly to generate adversarial examples. In Fig. 3, we illustrate the connection between the feature-space attack and the problem-space attack.

3.1.2 Adversary's Knowledge: White-box Attack versus Black-box Attack. Adversary's knowledge specifies what we assume the adversary know about the target model to be attacked. In terms of adversary's knowledge, adversarial attacks can be further categorized into the **white-box attack** and the **black-box attack**. To be specific, the white-box attack refers to the scenario that the attackers know all information about the target model (*e.g.*, architectures, weights/parameters, outputs, features, *etc.*) as well as the dataset to train the target model. By contrast, the black-box attack refers to the scenario that the attackers know nothing about the target model except the model output, *e.g.*, the classification label with or without probability.¹ Apparently, the black-box attack is much harder to satisfy than the white-box attack since the white-box attack is equipped with more knowledge about the target model. Besides, there is wide spectrum between the white-box attack and the black-box attack, which is usually broadly referred as the **gray-box attack**. Therefore, for any gray-box attack, it is necessary to detail to what extent the adversary know and does not know about the target model as well as the training dataset.

3.2 Three Unique Challenges of Adversarial Attacks for PE Malware: From Feature-space to Problem-space

Originally, adversarial attacks are explored in the domain of image classification tasks and a variety of feature-space attacks are subsequently proposed to generate adversarial examples for the malicious purpose of misclassification, *e.g.*, misclassifying a persian cat into a lion fish with a high probability of 99.8% as depicted in Fig. 3. Actually, the main reason for the success of directly performing the feature-space attack to generate adversarial examples of images is that, it is easy to find the corresponding image z' from the generate adversarial feature x' via the inverse feature mapping function ϕ^{-1} (*i.e.*, $z' = \phi^{-1}(x')$), as indicated in Fig. 3. However, when considering the adversarial attacks for the PE files, the circumstance becomes completely different and extremely challenging due to the **problem-feature space dilemma** [103], which is mainly manifested in the following two aspects.

- (1) The feature mapping function ϕ_{image} for images is relatively fixed (*i.e.*, an image can be formatted as a two-dimensional arrays of pixels where each pixel value is a three-dimensional RGB vector with a continuous value between 0 to 255), while the feature mapping function ϕ_{pe} for PE files is not fixed and can take various and diverse approaches of feature engineering as detailed in § 2.2.3. Especially in the setting of black-box attacks, the attacker cannot know the specific feature mapping function ϕ_{pe} for PE files, which greatly increases the difficulty of adversarial attacks for PE files.
- (2) For images, although the inverse feature mapping function ϕ_{image}^{-1} is not exactly bi-injective (*e.g.*, the pixel value might not be in the range of 0 to 255), it is continuously differentiable, and thus the feature-space attack based on gradients can directly apply on images to generate adversarial examples. However, for various different feature mapping functions of PE files, to map a feature vector in the feature-space into an executable in the problem-space, it is

¹There is no unified view on whether to treat the scenario of knowing the classification label with probability as the black-box attack.

almost impossible to find an exact or approximate function of inverse feature mapping ϕ_{pe}^{-1} that is either bi-injective or differentiable.

As depicted in Fig. 4, in order to generate adversarial examples for PE files, although there is a variety of adversarial attacks that exploit the feature-space attacks based on gradients have been proposed, we argue that these adversarial attacks are *impractical* and *unrealistic* against PE malware detection in the wild world. This is because what these adversarial attacks generate is the “adversarial PE feature” rather than the “adversarial PE malware” in the end, and an “adversarial PE feature” does not guarantee to correspond to an “adversarial PE malware” due to the following two reasons. On the one hand, it is almost impossible to find a corresponding adversarial PE malware z' based on the generated adversarial PE feature x' , as the inverse feature mapping function ϕ_{pe}^{-1} is normally neither bi-injective nor differentiable. On the other hand, even though we could find the exact PE malware z' in the problem-space that corresponds to the generate adversarial feature x' in the feature-space, there is no guarantee that the found z' is also “adversarial”. Taking the x'_3 in Fig. 4 as an example, although its feature representation x'_3 in feature-space is misclassified as benign (*i.e.*, $f(x'_3) = 0$), but its corresponding PE malware object z'_3 in problem-space is still detected as malicious (*i.e.*, $f(\phi(z'_3)) = 1 \neq 0$).

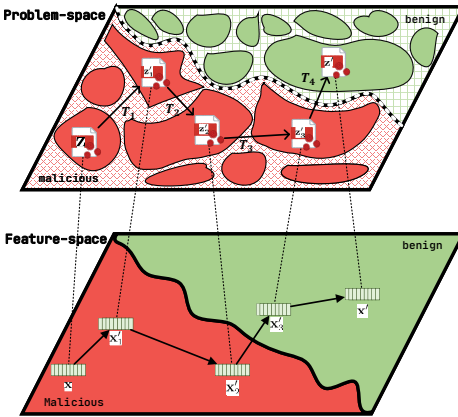


Fig. 4. The schematic illustration of the **feature-space attack** versus the **problem-space attack** for PE malware, in which the original PE malware z is manipulated in the problem-space to continuously generate the adversarial PE malware (*i.e.*, z'_1, z'_2, z'_3 and z'), while the corresponding PE malware feature x in the feature-space is mapped to continuously generate adversarial PE malware features (*i.e.*, x'_1, x'_2, x'_3 and x').

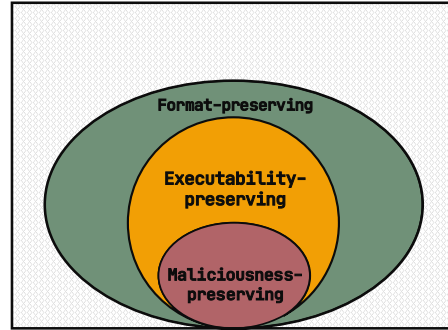


Fig. 5. The schematic illustration of relationship between the three unique challenges of adversarial attacks for PE malware, *i.e.*, **format-preserving**, **executability-preserving** and **maliciousness-preserving**, to be addressed.

Therefore, to further generate practical and realistic adversarial PE malware against malware detection in the wild, one of the possible or even the only way so far is to seek for the problem-space attack to generate adversarial PE malware in the problem-space as defined in Eq. (2). To be specific, as depicted in Fig. 4, current problem-space attacks normally attempt to find and apply a series of self-defined problem-space transformations (*i.e.*, T_1, T_2, T_3 and T_4) that sequentially transform the original PE malware z into the desired adversarial PE malware z' (*i.e.*, $z \xrightarrow{T_1} z'_1 \xrightarrow{T_2} z'_2 \xrightarrow{T_3} z'_3 \xrightarrow{T_4} z'$), such that $\mathbf{1}$ z' is no longer detected as malicious by the target malware detection, and

② z' maintains the same semantics as the original z . In the following parts, we detail the three unique challenges of maintaining the semantics of adversarial PE malware for practical and realistic adversarial attacks against PE malware detection and present the relationship between the three challenges in Fig. 5.

3.2.1 Challenge 1: Follow the format of PE files (*format-preserving*). First of all, unlike images, audios or even texts, PE malware must follow the strict format rules of PE files. As characterized in Fig. 1, the PE file normally has a relatively fixed layout and grammar that is necessary to first load the PE file in the system memory and then begin to execute it in the Microsoft family of Windows OSs. Therefore, for PE files, their problem-space transformations should be defined within the scope of the format requirement, *i.e.*, *format-preserving*. For example, one of transformations that adding a new section within the group of Header Information will definitely violate the format of PE files, while adding a new section inside the group of Section Information is acceptable in terms of the format of PE files. In order to overcome the challenge of *format-preserving*, one of straightforward and non-trivial approach is to carefully check and inspect each candidate transformation according the formal specification of PE format under the family of Windows OSs.

3.2.2 Challenge 2: Keep the executability for PE files (*executability-preserving*). However, the *format-preserving* property of PE files cannot be guaranteed that these PE files can still keep the original property of executability, *i.e.*, *executability-preserving*, which is one of the main challenges to generate the adversarial PE malware. This is because, although the transformation of modifying one byte or even one bit in the PE file usually does not violate the format, it is most likely to cause a runtime crash for the PE file, thereby preventing its normal execution. For example, directly applying the transformation of adding a new section inside the group of Section Information is *format-preserving*. But additionally, there are lots of subsequent actions that are necessary to be further processed to ensure the modified PE file can be properly executed. Examples of subsequent actions are: i) increasing the “number of sections” in PE Header, ii) adding a new entry in Section Table, iii) rewriting the “size of image” in PE Optional Header, to name just a few.

3.2.3 Challenge 3: Keep the same maliciousness for PE malware (*maliciousness-preserving*). Recall that the ultimate goal of adversarial attacks against PE malware detection is to generate the practical and realistic adversarial PE malware, which could not only misclassify the target PE malware detection model, but also can keep the same maliciousness as the original PE malware. However, again the *executability-preserving* property of adversarial PE malware cannot be guaranteed that they can still keep the same maliciousness as the original PE malware, *i.e.*, *maliciousness-preserving*. If the generated adversarial PE malware cannot perform the same malicious activities (*e.g.*, deleting or encrypting files, modifying registry items, *etc.*), it is totally meaningless to launch this kind of adversarial attacks for the attackers in the wild. Therefore, the property of *maliciousness-preserving* is another challenge to generate the adversarial PE malware.

In short, to address the aforementioned challenges of *executability-preserving* and *maliciousness-preserving*, most of the proposed problem-space attacks only find and try some so-call “feasible” transformations with limited inspection and analysis on every specific transformation. We argue that it is not possible to theoretically analyze whether the proposed so-call “feasible” transformations can generate adversarial PE malware that satisfy the properties of both *executability-preserving* and *maliciousness-preserving*. Alternatively, we suggest that each original PE malware and its correspondingly generated adversarial PE malware should be run in an actual and similar environment, and their runtime status should be simultaneously observed and compared with each other. If the generated adversarial PE malware can be properly executed and its runtime status is basically

consistent with the runtime status of the original PE malware, both executability-preserving and maliciousness-preserving can therefore be concluded empirically and reasonably.

4 ADVERSARIAL ATTACKS AGAINST PE MALWARE DETECTION: THE STATE OF THE ART

In order to explore the most promising advances of adversarial attacks against PE malware detection, in this section, we comprehensively and systematically categorize state-of-the-art adversarial attacks from different viewpoints, *i.e.*, adversary's knowledge, adversary's space, target malware detection, and attack strategy. Fig. 6 illustrates the general category of adversarial attacks against PE malware detection of this paper. In the following subsections, in terms of the adversary's knowledge (*i.e.*, white-box versus black-box), we will first introduce the white-box adversarial attacks against PE malware detection in § 4.1, and then introduce the black-box adversarial attacks in § 4.2. Finally, we highlight the summary of state-of-the-art adversarial attacks against PE malware detection in § 4.3.

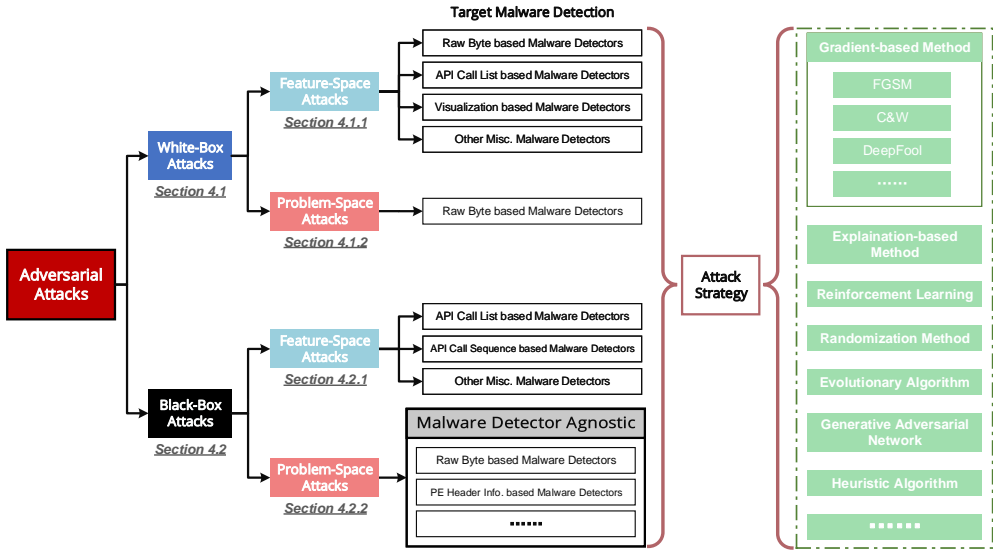


Fig. 6. The General Category of Adversarial Attacks against PE Malware Detection.

4.1 White-box Adversarial Attacks against PE Malware Detection

Recall that in § 3.1, the white-box attack refers to the scenario that the adversary knows full information about the target malware detectors, including architectures, parameters, feature space, the training dataset, *etc.* In the following parts, we first further divide the white-box attacks into the *feature-space white-box attacks* (in § 4.1.1) and the *problem-space white-box attacks* (in § 4.1.2) based on their corresponding adversary's space (*i.e.*, feature-space versus problem-space).

4.1.1 Feature-space White-box Attacks against PE Malware Detection. In this part, we focus on the feature-space white-box attacks against PE malware detection, in which all adversarial manipulations (*e.g.*, adding irrelevant API calls) are performed in the feature space of PE malware (*e.g.*, the API call list). In particular, to better understand all feature-space white-box attacks in the face of different kinds of PE malware detection models, we group them into the following categories according to the different types of PE malware detection models, including raw byte based malware

detectors, API call list based malware detectors, visualization based malware detectors, and other miscellaneous malware detectors.

Raw Bytes based Malware Detectors. In order to evade the raw bytes based malware detector like MalConv [105], Kreuk *et al.* [67] consider appending or injecting a sequence of bytes, namely the adversarial payload, to the end of PE malware or the slack region, *i.e.*, existing unused continuous bytes of sections in the middle of PE malware. First, they iteratively generate the adversarial payload with the gradient-based method of FGSM [46] in the continuous embedding feature space. Then, to generate the practical adversarial PE malware, they attempt to reconstruct back to the input problem space by directly searching the closest neighbor to the adversarial payload.

Similarly, Suciú *et al.* [127] extend the FGSM-based adversarial attacks with two previously proposed strategies (*i.e.*, append-FGSM and slack-FGSM [67]), and further perform a systematic evaluation to compare the effectiveness of both append and slack strategies against MalConv. Their experimental results show that slack-FGSM outperforms append-FGSM with a smaller number of modified bytes. Possible reasons are that the appended bytes of append-FGSM might exceed the maximum size of the model input (*e.g.*, 2MB for MalConv), or that slack-FGSM can make use of surrounding contextual bytes to amplify the power of FGSM since the CNN-based MalConv detector requires the consideration of the contextual bytes within the convolution window.

Chen *et al.* [19] suggest that all those adversarial attacks [67, 127] append or inject adversarial bytes that are first initialized by random noises and further iteratively optimized, which might lead to inferior attack performance. To address this issue, Chen *et al.* propose two novel white-box attacks (*i.e.*, BFA and Enhanced-BFA) with the saliency vector generated by the Grad-CAM approach [118]. For BFA, it selects the data blocks with significant importance from benign PE files using computed saliency vectors, and then appends those data blocks to the end of the original PE malware. Besides that, Enhanced-BFA is presented to use FGSM to iteratively optimize these perturbations generated by BFA. Experimental results show that, Enhanced-BFA and BFA have comparative attack performances when the number of appending bytes is large, but Enhanced-BFA is ten times more effective than BFA when the number of appending bytes is small.

API Call List based Malware Detectors. By flipping the bits of the binary feature vector of malware (“1” denotes the presence of one Windows API call and “0” denotes the absence), Al-Dujaili *et al.* introduce four kinds of white-box adversarial attacks with k multi-steps, namely dFGSM ^{k} , rFGSM ^{k} , BGA ^{k} , and BCA ^{k} [4], to attack API call list based malware detectors. To be specific, dFGSM ^{k} and rFGSM ^{k} are two white-box adversarial attacks that are adapted mainly from the FGSM attack in the continuous feature-space [46, 70] but extended for the binary feature space via deterministic or randomized rounding, respectively. BGA ^{k} and BCA ^{k} are two gradient ascent based attacks that update multiple bits or one bit in each step, respectively.

As the winner of “Robust Malware Detection Challenge” [88] in both attack and defense tracks, Verwer *et al.* [133] propose a novel white-box adversarial attack with greedy random accelerated multi-bit search, namely GRAMS, which generates functional adversarial API call features and also builds a more robust malware detector in a standard adversarial training setting. The main idea of GRAMS is to perform a greedy search procedure that explores gradient information as the heuristic to indicate which bits to flip among all the binary search space (*i.e.*, 22761 API calls). At each iteration, GRAMS flips k bits of API calls that have the largest absolute gradient and exponentially increases or decreases the value of k depending on whether GRAMS finds a better or worse solution. To ensure the functionality of the generated adversarial malware, both [4] and [133] limit the attack to flipping ‘0’ to ‘1’, meaning both of them only add irrelevant API calls.

Visualization based Malware Detectors. Differently, to attack the visualization-based malware detectors, Liu *et al.* [83] propose the first white-box adversarial attack approach, namely

Adversarial Texture Malware Perturbation Attack (ATMPA), based on adversarial attacks in domain of image classification tasks [14, 46]. In particular, ATMPA first converts the malware sample to a binary texture grayscale image and then manipulates the corresponding adversarial example with subtle perturbations generated from two existing adversarial attack approaches - FGSM [46] and C&W [14]. However, the major limitation of ATMPA is that the generated adversarial grayscale image of malware sample destroys the structure of the original malware and thus cannot be executed properly, which makes ATMPA unpractical for real-world PE malware detection.

Similar to ATMPA, Khormali *et al.* present an adversarial attack COPYCAT [61] against visualization based malware detectors with CNNs. COPYCAT also makes use of existing generic adversarial attacks (*e.g.*, FGSM, PGD, C&W, MIM, DeepFool, *etc.*) to generate an adversarial image. After that, COPYCAT appends the generated adversarial image to the end of the original image of malware rather than directly adding it to the original malware image.

Differently, to evade visualization based malware detectors, Park *et al.* [96] propose another adversarial attack based on the adversarial malware alignment obfuscation (AMAO) algorithm. Specifically, a non-executable adversarial image is first generated by the off-the-shelf adversarial attacks in the field of image classification [14, 46]. Then, in order to attempt to preserve the executability, the adversarial PE malware is finally generated by the AMAO algorithm that minimally inserts semantic *NOPs* at the available insertion points of the original malware such that the modified PE malware is as similar as possible to the generated no-executable adversarial image.

Other Miscellaneous Malware Detectors. In [77], Li *et al.* first train ML-based malware detection models based on OpCode *n*-gram features, *i.e.*, the *n*-gram sequence of operation codes extracted from the disassembled PE file. Then, the authors employ an interpretation model of SHAP [85] to assign each *n*-gram feature with an importance value and observe that the 4-gram “move + and + or + move” feature is a typical malicious feature as it almost does not appear in the benign PE samples. Thus, based on this observation, the authors consider a generation method of adversarial PE malware by instruction substitution. For instance, the “move + and + or + move” in 10 sampled malware samples can be replaced with “push + pop + and + or + push + pop”, which can be used to bypass the malware detectors in their evaluation.

4.1.2 Problem-space White-box Attacks against PE Malware Detection. Different from these aforementioned feature-space adversarial attacks that operate in the feature space, there is a growing body of work being proposed to perform problem-space adversarial attacks against PE malware detection. To be specific, since it is technically feasible to directly modify the raw bytes of PE files with possible constraints, almost all existing problem-space white-box attacks are targeted at raw byte based malware detectors (*e.g.*, MalConv), which are detailed as follows.

In [64], Kolosnjaji *et al.* introduce a gradient-based white-box attack to generate adversarial malware binaries (AMB) against MalConv. To ensure the generated adversarial malware binaries behave identically to the original malware as much as possible, they consider one semantic-preserving manipulation of appending the generated bytes at the end of the original malware file. The appended bytes are generated by a gradient-descent method of optimizing the appended bytes to maximally increase the probability of the appended PE malware that is predicted as goodware.

To unveil the main characteristics learned by MalConv to discriminate PE malware from benign PE files, Demetrio *et al.* [35] employ the integrated gradient technique [130] for meaningful explanations and find that MalConv is primarily based on the characteristics learned from PE header rather than malicious content in sections. Motivated by the observation, they further present a variant gradient-based white-box attack that is almost the same as [64]. The only difference is that, AMB [64] injects adversarial bytes at the end of PE file while this work is limited to change the bytes inside the specific DOS header in the PE header.

In [37], Demetrio *et al.* propose a general adversarial attack framework (RAMEn) against PE malware detectors based on two novel functionality-preserving manipulations, namely *Extend* and *Shift*, which inject adversarial payloads by extending the DOS header and shifting the content of the first section in PE files, respectively. In fact, the adversarial payload generation can be optimized in both white-box and black-box settings. For white-box settings, they use the same gradient-based approach as AMB [64] to generate adversarial payloads and then inject payloads via *Extend* and *Shift* manipulations. It is simply noted that, for black-box settings, they use the same genetic algorithm as [36] to generate adversarial payloads and then inject them via *Extend* and *Shift* manipulations.

To make it more stealthy than previous adversarial attacks [35, 37, 64], Sharif *et al.* propose a new kind of adversarial attacks based on binary diversification techniques which manipulate the instructions of binaries in a fine-grained function level via two kinds of functionality-preserving transformations, *i.e.*, in-place randomization and code displacement [84, 123]. In order to guide the transformations that are applied to the PE malware under the white-box setting, they use a gradient ascent optimization to select the transformation only if it shifts its embeddings in a direction similar to the gradient of the attack loss function [14] with respect to its embeddings.

4.2 Black-box Adversarial Attacks against PE Malware Detection

Recall that in § 3.1, the black-box attack refers to the scenario that the adversary knows nothing about the target PE malware detection models except the outputs, *i.e.*, the malicious/benign label with/without probability. In the following parts, we first further divide the black-box attacks into the *feature-space black-box attacks* (in § 4.2.1) and the *problem-space black-box attacks* (in § 4.2.2) based on their corresponding adversary's space (*i.e.*, feature-space versus problem-space).

4.2.1 Feature-space Black-box Attacks against PE Malware Detection. In this part, we focus on the feature-space black-box attacks against PE malware detectors, in which all adversarial operations (*e.g.*, insert irrelevant API calls) are performed in the feature space of PE malware (*e.g.*, the API call sequence) instead being performed in the PE malware themselves. As the feature-space attacks rely on the different feature representations from different types of PE malware detectors, we thus group all existing feature-space black-box attacks into the following categories according to different types of PE malware detectors, including API call list based malware detectors, API call sequence based malware detectors, and other miscellaneous malware detectors.

It is worth noting that we distinguish the API call list from the API call sequence for PE malware detectors as follows. The API call list is a binary feature (*i.e.*, '1' or '0'), indicating whether or not the PE file call the specific API. The API call sequence represents the sequence of APIs sequentially called by the PE file. The API call list can be extracted by either static or dynamic analysis techniques while the API call sequence can only be extracted by dynamic analysis techniques.

API Call List based Malware Detectors. Hu and Tan [51] first present a black-box adversarial attack MalGAN based on GAN to attack PE malware detectors based on the API call list. MalGAN assumes the adversary knows the complete feature space (*i.e.*, binary features of the 160 system-level API calls) of the target malware detector and considers only adding some irrelevant API calls into the original malware sample for generating the adversarial malware samples in the feature space. MalGAN first builds a differentiable substitute detector to fit the target black-box malware detector and then trains a generator to minimize the malicious probability of generated adversarial malware predicted by the substitute detector. Subsequently, Kawai *et al.* [59] further present an Improved-MalGAN after addressing several issues of MalGAN from a realistic viewpoint. For instance, Improved-MalGAN trains the MalGAN and the targeted black-box malware detector with different API call lists while the original MalGAN trains with the same API call list.

Table 2. Summary of State-of-the-Art Adversarial Attacks against PE Malware Detection. WB/BB is short for the white-box attack and the black-box attack, FS/PS is short for the problem-space attack and the feature-space attack, ●/◐/◑ denotes fully/partially/emptily preserving the related property.

Attack Names	Year	Adversary's Knowledge	Adversary's Space	PE Malware Detection		Attack Methods		Preservation		
				Category	Detection Name	Transformation	Strategy	Format	Executability	Maliciousness
Kreuk et al. [67]	2018	WB	FS	Static	MalConv	Append or inject the adversarial payload	FGSM	●	◐	◑
Suciu et al. [127]	2019	WB	FS	Static	MalConv	Append or inject adversarial payload	FGSM	●	◐	◑
BFA, Enhanced-BFA [19]	2019	WB	FS	Static	MalConv	Append the selected or optimized bytes from benign PE files	Grad-CAM or FGSM	●	◐	◑
dFGSM ^k , rFGSM ^k , BGA ^k , BCA ^k [4]	2018	WB	FS	Static	API call list based malware detectors	Add irrelevant API calls	Gradient-based	●	◐	◑
GRAMS [133]	2020	WB	FS	Static	API call list based malware detectors	Add irrelevant API calls	Gradient-based	●	◐	◑
ATMPA [83]	2019	WB	FS	Static	Visualization-based malware detectors	Add adversarial noise to the malware image	FGSM, C&W	◑	◑	◑
COPYCAT [61]	2019	WB	FS	Static	Visualization-based malware detectors	Append adversarial noise generated	FGSM, PGD, C&W, MIM, DeepFool	●	◐	◑
AMAO [96]	2019	WB	FS	Static	Visualization-based malware detectors	Insert the semantic <i>NOPs</i>	FGSM, C&W	●	◐	◑
Li et al. [77]	2020	WB	FS	Static	Opcode-based malware detectors	Opcode instruction substitution	Interpretation model SHAP	●	◐	◑
AMB [64]	2018	WB	PS	Static	MalConv	Append adversarial bytes	Gradient-based	●	◐	◑
Demetrio et al. [35]	2019	WB	PS	Static	MalConv	Modify specific regions in the PE header	Gradient-based	●	◐	◑
RAMEn [37]	2020	WB	PS	Static	MalConv, Byte-based DNN Model [31]	DOS Header Extension, Content Shifting	Gradient-based	●	◐	◑
Lucas et al. [84, 123]	2021	WB	PS	Static	MalConv, AvastNet [66]	Binary diversification techniques	Gradient-based	●	●	●
MalGAN [51]	2017	BB w/o prob.	FS	Static	API call list based malware detectors	Add irrelevant API calls	GAN	●	◐	◑
Improved MalGAN [59]	2019	BB w/o prob.	FS	Static	API call list based malware detectors	Add irrelevant API calls	GAN	●	◐	◑
EvnAttack [22]	2017	BB w prob.	FS	Static	API call list based malware detectors	Add or Remove API calls	Greedy Algorithm	●	◑	◑
Hu and Tan [50]	2017	BB w/o prob.	FS	Dynamic	API call sequence based malware detectors	Insert irrelevant API calls	Generative Model	●	◐	◑
GADGET [110]	2018	BB	FS	Dynamic	API call sequence based malware detectors	Insert irrelevant API calls with IAT Hooking	Transferability, Heuristics	●	●	◑
ELE [40]	2019	BB w prob.	FS	Dynamic	API call sequence based malware detectors	Insert API calls with IAT Hooking	Greedy Algorithm	●	◐	◑
BADGER [109]	2020	BB	FS	Dynamic	API call sequence based malware detectors	Insert API calls with IAT Hooking	Evolutionary Algorithm	●	◐	◑
Rosenberg et al. [108]	2020	BB w/ prob.	FS	Static	EMBER	Predefined modifiable features	Transferability, Explainable ML	●	◐	◑
SRL [148]	2020	BB w/o prob.	FS	Static	CFG-based malware detectors	Inject semantic <i>NOPs</i> into CFG blocks	Reinforcement Learning	●	◐	◑
gym-malware [8, 9]	2017	BB w/o prob.	PS	Static	-	format-preserving modifications	Reinforcement Learning	●	●	◑

Table to be continued.

Continued Table.

gym-plus [139]	2018	BB w/o prob.	PS	Static	-	format-preserving modifications	Reinforcement Learning	● ● ○
gym-malware-mini [20]	2020	BB w/o prob.	PS	Static	-	format-preserving modifications	Reinforcement Learning	● ● ○
DQEAF [42]	2019	BB w/o prob.	PS	Static	-	format-preserving modifications	Reinforcement Learning	● ● ●
RLAttackNet [41]	2020	BB w/o prob.	PS	Static	-	format-preserving modifications	Reinforcement Learning	● ● ●
AMG-VAC [39]	2021	BB w/o prob.	PS	Static	-	format-preserving modifications	Reinforcement Learning	● ● ○
AIMED-RL [72]	2021	BB w/o prob.	PS	Static	-	format-preserving modifications	Reinforcement Learning	● ● ○
AMG-IRL [76]	2021	BB w/o prob.	PS	Static	-	format-preserving modifications	Reinforcement Learning	● ● ●
ARMED [16]	2019	BB w/ prob.	PS	Static	-	format-preserving modifications	Randomization	● ● ●
Dropper [17]	2019	BB w/o prob.	PS	Static	-	Append strings from goodwill & Packing	Randomization	● ● ●
Chen et al. [19]	2019	BB w/o prob.	PS	Static	MalConv	Append bytes from benign PE files	Experience-based Randomization	● ● ○
Song et al. [126]	2020	BB w/o prob.	PS	Static	-	format-preserving (macro & micro) modifications	Weighted Randomization	● ● ●
AIMED [15]	2019	BB w/ prob.	PS	Static	-	format-preserving modifications	Genetic Programming	● ● ●
MDEA [137]	2020	BB w/ prob.	PS	Static	MalConv	format-preserving modifications	Genetic Algorithm	● ● ○
GAMMA [36]	2020	BB w/ prob.	PS	Static	-	Inject and pad sections from benign PE files	Genetic Algorithm	● ● ○
GAPGAN [145]	2020	BB w/o prob.	PS	Static	MalConv	Append bytes to the end	GAN	● ● ○
MalFox [151]	2020	BB w/o prob.	PS	Static	-	Obfuscation-like techniques	Convolutional-GAN	● ● ○
Targeted occlusion attack [43]	2018	BB w/ prob.	PS	Static	-	Occlusion of important bytes	Binary Search	○ ○ ○
Lucas et al. [84, 123]	2021	BB w/ prob.	PS	Static	MalConv, AvastNet [66]	Binary diversification techniques	Hill-climbing algorithm	● ● ●

In [22], Chen *et al.* introduce another black-box adversarial attack, namely EvmAttack. EvmAttack first employs Max-Relevance [99] to calculate the importance of each API call in classifying PE malware or goodwill based on the training set and then ranks those API calls into two sets: M and B . In particular, M contains API calls that are highly relevant to malware, while B contains API calls that are highly relevant to goodwill. Intuitively, EvmAttack is a simple and straightforward attack method that manipulates the API call list by either adding the API calls in B or removing the ones in M . Specifically, EvmAttack employs a bidirectional selection algorithm that greedily selects API calls for the manipulation of addition or removal based on the fact that how the manipulation influences the loss of the target PE malware detector.

API Call Sequence based Malware Detectors. Aiming at attacking RNN-based malware detection models that take the API call sequence as the input, Hu and Tan [50] propose a generative model based black-box adversarial attack to evade such RNN-based PE malware detectors. In particular, a generative RNN is trained based on PE malware to generate an irrelevant API call sequence that will be inserted into the original API call sequence of the input PE malware, while a substitute RNN model is trained to fit the target RNN-based malware detector based on both benign samples and gradient information of malware samples generated by the generative RNN model.

In [110], Rosenberg *et al.* propose a generic end-to-end attack framework, namely GADGET, against state-of-the-art API call sequence-based malware detectors under black-box settings by the transferability property. GADGET is carried out in three steps: i) GADGET first trains a surrogate model to approximate decision boundaries of the target malware detector by using the Jacobian-based dataset augmentation method [95]. ii) it then performs a white-box attack on the surrogate model to generate the adversarial API call sequence by restricting to the insertion of API calls into the original API call sequence. In more details, GADGET first randomly selects a insert position and then uses a heuristic searching approach to iteratively find and insert the API calls such that the generated adversarial sequence follows the direction indicated by the Jacobian. iii) to generate practical adversarial malware samples from the adversarial API call sequence, GADGET uses a proxy wrapper script to wrap the original malware by calling the additional APIs with valid parameters in the corresponding position based on the generated adversarial API call sequence.

Fadadu *et al.* [40] propose an executable level evasion (ELE) attack under black-box settings to evade PE malware detectors based on the API call sequence. The manipulation of ELE is restricted only to the addition of new API calls, which are chosen by maximizing the fraction of sub-sequences that have the added API call in the domain of benign samples and minimizing the fraction of sub-sequences that have the added API call in the domain of malware samples. To further make the modified PE malware can be executed properly, ELE uses a novel IAT (*i.e.*, Import Address Table) hooking method to redirect the control in the adversarial code that is attached to the PE malware. In particular, the adversarial code contains a wrapper function not only having identical arguments and return values to the original API function, but also invoking the added API function that is periodically called by the PE malware.

Following GADGET, Rosenberg *et al.* [109] subsequently propose and implement a end-to-end adversarial attack framework, namely BADGER, which is consists of a series of query-efficient black-box attacks to misclassify such API call sequence-based malware detector as well as minimize the number of queries. Basically, to preserve the original functionality, the proposed attacks are limited to only inserting API calls with no effect or an irrelevant effect, *e.g.*, opening a non-existent file. To solve the problem of which and where the API calls should be inserted in, the authors propose different attacks with or without knowledge of output probability scores, *i.e.*, the score-based attack and the decision-based attack. For the score-based attack, it uses the self-adaptive uniform mixing evolutionary algorithm [33] to optimize the insertion position with the API call generated by a pre-trained SeqGAN that has been trained to mimic API call sequences of benign samples. For the decision-based attack, it selects a random insertion position and then inserts the API call with the same position from the pre-trained SeqGAN. Finally, to make the attacks query-efficient, they first insert a maximum budget of API calls and then employ a logarithmic backtracking method to remove some of the inserted API calls as long as evasion is maintained.

Other Miscellaneous Malware Detectors. Rosenberg *et al.* [108] present a transferability-based block-box attack against traditional ML-based malware detection models (*e.g.*, EMBER) by modifying the features instead of just adding new features (*e.g.*, adding API calls) like previous attacks. The authors first train a substitute model to fit the target black-box malware detector and then use the explainable algorithm to obtain a list of feature importance of the detection result of the original malware on the substitute model. Subsequently, the authors modify those easily modifiable features with a list of predefined feature values and select a particular value that results in a highest benign probability.

Aiming at attacking graph-based (*i.e.*, CFG) malware detectors [140], Zhang *et al.* [148] introduce the first semantic-preserving RL-based black-box adversarial attack named SRL. To preserve the original functionality of the malware and retain the structure of the corresponding control flow graph, SRL trains a deep RL agent which could iteratively choose basic blocks in CFG and semantic

NOPs for insertion to modify the PE malware until the generated adversarial malware can successfully bypass the target malware detector. Their experiments show that SRL achieves a nearly 100% attack success rate against two variants of graph neural network based malware detectors.

4.2.2 Problem-space Black-box Attacks against PE Malware Detection. In this part, we focus on the problem-space black-box adversarial attacks against PE malware detectors, in which all adversarial operations are performed in the problem space of PE malware under black-box settings, *i.e.*, directly operating the PE malware itself without any consideration of its feature representation (indicating the *problem-space*) as well as the PE malware detectors to be attacked (indicating the *black-box* setting). It means that, in theory, the problem-space black-box adversarial attacks in scenario of PE malware detection are completely agnostic to specific PE malware detectors. Therefore, regardless of any kinds of PE malware detectors, we group the problem-space black-box adversarial attacks according to the attack strategies, including reinforcement learning, randomization, the evolutionary algorithm, GAN and the heuristic algorithm, which are detailed as follows.

Reinforcement learning based attacks. To expose the weaknesses of current static anti-virus engines, Anderson *et al.* [8, 9] are the first to study how to automatically manipulate the original PE malware such that the modified PE malware are no longer detected as malicious by the anti-virus engines while do not break the format and functionality. Particularly, with only knowledge of the binary detection output, they propose a completely black-box adversarial attack based on reinforcement learning (RL), namely gym-malware. Gym-malware first defines 10 kinds of format-preserving and functionality-preserving modifications for Windows PE files as the action space available to the agent within the environment. Then, for any given PE malware, gym-malware tries to learn which sequences of modifications in the action space can be used to modify the PE malware, such that the resulting PE malware is most likely to bypass the static anti-virus engines. Although, gym-malware has demonstrates its effectiveness against PE malware detectors, its experimental results also show that RL with an agent of deep Q-network (DQN) or actor-critic with experience replay (ACER) [131] offers limited improvement comparing with the random policy.

On the basis of gym-malware, there are multiple follow-up work [20, 39, 41, 42, 72, 76, 139] proposing problem-space black-box adversarial attacks against static PE malware detection models.

In particular, Wu *et al.* [139] propose gym-plus based on gym-malware with the improvement of adding more format-preserving modifications in the action space and their experimental results show that gym-plus with DQN obtains a higher evasion rate than gym-plus with the random policy. Differently, Chen *et al.* [20] propose gym-malware-mini based on gym-malware with a limited and smaller action space. Based on the observation of most of format-preserving modifications of gym-malware and gym-plus are stochastic in nature (*e.g.*, the appending bytes to the new section are chosen at random for simplicity, *etc.*) and those modifications are not exactly repeatable, gym-malware-mini makes 6 kinds of random format-preserving modifications to deterministic modifications, making the RL algorithms easier to learn better policies among limited action space.

Beside that, Fang *et al.* [42] present a general framework using DQN to evade PE malware detectors, namely DQEAF, which is almost identical to gym-malware in methodology except for three implementation improvements as follows. 1) DQEAF uses a subset of modifications employed in gym-malware and guarantees that all of them would not lead to corruptions in the modified malware; 2) DQEAF uses a vector with 513 dimensions as the observed state, which is much lower than that in gym-malware; 3) DQEAF makes the priority into consideration during the replay of past transitions. Fang *et al.* [41] also observe that the modifications in the action space of gym-malware have some randomness and further found that most effective adversarial malware from gym-malware are generated by UPX pack/unpacked modifications, which could lead to some training problems with RL due to the non-repeatability of those modifications. Thus, they first reduce the

action space to 6 categories having certain deterministic parameters and then propose an improved black-box adversarial attack, namely RLAttackNet, based on the gym-malware implementation.

Ebrahimi *et al.* [39] suggest that the RL-based adversarial attacks against PE malware detectors normally employ actor-critic or DQN, which are limited in handling environments with combinatorially large state space. Naturally, they propose an improved RL-based adversarial attack framework of AMG-VAC on the basis of gym-malware [8, 9] by adopting the variational actor-critic, which has been demonstrated to be the state-of-the-art performance in handling environments with combinatorially large state space. As previous RL-based adversarial attacks tend to generate homogeneous and long sequences of transformations, Labaca-Castro *et al.* [72] thus present an RL-based adversarial attack framework of AIMED-RL as well. The main difference between AIMED-RL and other RL-based adversarial attacks is that AIMED-RL introduces a novel penalization to the reward function for increasing the diversity of the generated sequences of transformations while minimizing the corresponding lengths. Li and Li [76] suggest that existing RL-based adversarial attacks [8, 9, 42] employ the artificially defined instant reward function and environment, which are high subjective and empirical, potentially leading to non-converge of the RL algorithm. Therefore, to address the issue of subjective and empirical reward function, they present an Inverse RL-based adversarial malware generation method, namely AMG-IRL, which could autonomously generate the flexible reward function according to the current optimal strategy.

In short, compared to [20, 39, 72, 139], the adversarial malware samples generated by [41, 42, 76] are verified not only for executability within the Cuckoo sandbox [32], but also verified for the original maliciousness via comparing the function call graph between the before and after malware samples with IDA Pro [124].

Randomization based attacks. To fully automatize the process of generating adversarial malware without corrupting the malware functionality under the black-box setting, Castro *et al.* [16] propose ARMED – automatic random malware modifications to evade detection. ARMED first generates the adversarial PE malware by randomly applying manipulations among 9 kinds of format-preserving modifications from [8, 9], and then employs the Cuckoo sandbox to test the functionality of the generated adversarial malware samples. In case the functionality test fails, the above steps would be re-start with a new round until the functionality test successes.

Ceschin *et al.* [17] find that packing the original PE malware with a distinct packer [24, 132] or embedding the PE malware in a dropper [71, 125] is an effective approach in bypassing ML-based malware detectors when combined with appending goodwill strings to malware. However, some of the generated adversarial PE malware suffer from either not be executed properly or too large in size. To solve the challenges, the authors implemented a lightweight dropper, namely Dropper, which first creates an entire new PE file to host the original PE malware and then randomly chooses goodwill strings to be appended at the end of the newly created PE file.

Similar to the white-box attack of Enhanced-BFA, Chen *et al.* [19] also introduce another black-box version of adversarial attack against MalConv. First, it continuously selects data blocks at random from goodwill and appends them to PE malware to generate adversarial PE malware. After performing multiple random attacks as above, it then calculates the contribution degree of each data block based on the experience of successful trajectories of data blocks. Finally, it appends the data blocks to the end of PE malware according to the order of their contribution degrees.

In [126], Song *et al.* propose an automatic black-box attack framework that applies a sequence of actions to rewrite PE malware for evading PE malware detectors. In particular, to generate adversarial malware samples with a minimal set of required actions from macro/micro actions, the authors employ an action sequence minimizer which consists of three steps. First, it randomly selects macro-actions according to the previously updated weights of actions as the action sequence to rewrite the original malware. Second, it tries to remove some unnecessary macro-actions from

the action sequence to generate a minimized adversarial malware, and increases the weights of effective actions for updating. Finally, for every macro-action in the minimized adversarial malware, it attempts to replace the macro-action with a corresponding micro-action. Besides that, the propose framework can also help explain which features are responsible for evasion as every required action in adversarial malware samples corresponds to a type of affected feature.

Evolutionary algorithm based attacks. Following the black-box adversarial attack framework of ARMED [16], Castro *et al.* [15] propose AIMED, which employs a genetic programming approach rather than randomization method to automatically find optimized modifications for generating adversarial PE malware. Firstly, 9 kinds of format-preserving modifications are introduced and applied to the original PE malware to create the population, and then each modified samples in the population is evaluated by a fitness function in terms of functionality, detection ratio, similarity and the current number of generation. Secondly, if the modified PE malware fail to bypass the PE malware detector, AIMED implements the classic genetic operations, including selection, crossover and mutation, which are repeated until all generated adversarial PE malware can evade the PE malware detector. Experiments demonstrate the time of generating the same number of successful adversarial malware is reduced up to 50% compared to the previous random based approach [16].

Similarly, Wang and Miikkulainen [137] propose to retrain MalConv with the adversarial PE malware, namely MDEA. To generate the adversarial malware samples, MDEA adjusts 10 kinds of format-preserving manipulations from [8, 9] as the action space and employs a genetic algorithm to optimize different action sequences by selecting manipulations from the action space until the generated adversarial malware bypasses the target malware detectors. In particular, as some manipulations are stochastic in nature, MDEA limits each manipulation with a parameter set to make the adversarially trained models converge within acceptable time. However, the generated adversarial malware samples by MDEA are not tested for functionality like AIMED and ARMED.

To omit the functionality testing (*e.g.*, sandbox required) and further speed up the computation of prior work [15, 16], Demetrio *et al.* introduced an efficient black-box attack framework, namely GAMMA [36]. For GAMMA, the generation approaches of adversarial malware are limited to two types of functionality-preserving manipulations: section injection and padding. Specifically, benign contents are extracted from goodwares as adversarial payloads to inject either into some newly-created sections (section injection) or at the end of the file (padding). The main idea of GAMMA is to formalize the attack as a constrained minimization problem which not only optimizes the probability of evading detection, but also penalizes the size of the injected adversarial payload as a regularization term. To solve the constrained minimization problem, GAMMA also employs a genetic algorithm, including selection, crossover, and mutation, to generated adversarial PE malware to bypass the malware detector with few queries as well as small adversarial payloads.

GAN based attacks. In [145], Yuan *et al.* present GAPGAN, a novel GAN-based black-box adversarial attack framework that is performed at the byte-level against DL-based malware detection, *i.e.*, MalConv. Specifically, GAPGAN first trains a generator and a discriminator concurrently, where the generator intends to generate adversarial payloads that would be appended at the end of original malware samples, and the discriminator attempts to imitate the black-box PE malware detector to recognize both the original PE goodwares and the generated adversarial PE malware. After that, GAPGAN uses the trained generator to generate the adversarial payload for every input PE malware and then appends the adversarial payload to the corresponding input PE malware, which generates the adversarial PE malware while preserving their original functionalities. Experiments show that GAPGAN can achieve a 100% attack success rate against MalConv with only appending payloads of 2.5% of the total length of the input malware samples.

Zhong *et al.* [151] propose a convolutional generative adversarial network-based (C-GAN) framework, namely MalFox, which can generate functionally indistinguishable adversarial malware

samples against realistic black-box antivirus products by perturbing malware files based on packing-related methods. In general, MalFox consists of 5 components: PE Parser, Generator, PE Editor, Detector and Discriminator, where Detector is the target black-box malware detector (*e.g.*, antivirus product) and Discriminator is an API call-based malware detector, representing the discrimination model in GAN. First, the API call list (*i.e.*, DLL and system functions) of the original malware sample is extracted as a binary feature vector by PE Parser; Second, the Generator takes both the malware feature vector and a sampled 3-dimensional Gaussian noise as input to produce a 3-dimensional perturbation path, indicating whether each of 3 perturbation methods (*i.e.*, Obfusmal, Stealmal, and Hollowmal) is adopted. Third, following the produced perturbation path, the PE editor generates the adversarial malware sample with corresponding perturbation methods. Finally, the Generator will stop training until the generated adversarial PE malware fails to be recognized by Discriminator.

Heuristic based attacks. Aiming to quantifying the robustness of PE malware detectors ranging from two ML-based models to four commercial anti-virus engines, Fleshman *et al.* [43] propose one novel targeted occlusion black-box attack for comparing with three pre-existing evasion techniques, *i.e.*, random-based gym-malware [8, 9], obfuscation through packing [2, 24], and malicious ROP injection [101]. For the proposed targeted occlusion attack, it first uses the occlusion binary search method to identify the most important byte region according to the changes of the malicious probability for a given PE malware detector, and then replaces the identified region with completely random bytes or a contiguous byte region selected randomly from benign samples. However, we believe that adversarial malware samples generated by the targeted occlusion attack are destructive because the replacement could prevent the generated malware from being executed, not to mention maintain the original maliciousness.

Based on the two kinds of functionality-preserving transformations (*i.e.*, in-place randomization and code displacement) that manipulate the instructions of binaries in a fine-grained function level, Sharif *et al.* [84, 123] also propose another black-box version of adversarial attack based on a general hill-climbing algorithm. This black-box attack is basically similar to the white-box version and the only difference is how the attempted transformation is selected. Specifically, the black-box attack first queries the model after attempting to apply one of transformations to the PE malware, and then accepts the transformation only if the corresponding benign probability increases.

4.3 Summary of Adversarial Attacks against PE Malware Detection

In the research field of PE malware detection, adversarial attack methods have been rapidly proposed and developed in recent years since 2017. For all four adversarial attack categories (*i.e.*, feature-space white-box, problem-space white-box, feature-space black-box and problem-space black-box) detailed above, their generated adversarial PE malware is becoming more and more practical and effective in attacking the target PE malware detection. We summarize the state-of-the-art adversarial attacks against PE malware detection in Table 2, which demonstrates the adversarial attack methods and their corresponding categories and characteristics in details.

For all white-box attacks against PE malware detection, regardless of adversary's space (feature-space or problem-space), it is clearly observed from Table 2 that almost all of white-box attacks adopt the optimization of gradient-based methods as their attack strategies. Actually, the gradient-based optimization and its variants have been widely adopted in the domain of adversarial attacks against image classification models [14, 46]. However, it is infeasible and impractical to directly apply the gradient-based optimization methods to generate "realistic" adversarial PE malware due to the problem-feature space dilemma [103]. Therefore, it is primarily important to adapt the existing gradient-based methods (*e.g.*, FGSM, C&W) with constraints of feasible transformations (*e.g.*, append adversarial bytes, add irrelevant API calls) according to the different types of PE malware detection models, indicating the white-box attacks are normally malware detector specific.

Compared with the white-box attacks, the black-box attacks are more realistic and practical in the wild due to their minimal reliance on the knowledge about the target malware detector. For the feature-space black-box attacks, as these they are actually performed in the feature space of PE files, existing adversarial attack methods generally devise corresponding feasible transformations (*e.g.*, add irrelevant API calls) for PE malware detectors with different feature spaces (*e.g.*, API call list based malware detectors), indicating the black-box attacks are normally malware detector specific. However, for the problem-space black-box attacks with the most strict requirements due to their manipulations in the problem-space, most of them are malware detector agnostic, meaning that these adversarial attack methods can be use to attack any kinds of PE malware detectors in theory.

In terms of property preservation (*i.e.*, format, executability and maliciousness), for all kinds of adversarial attacks against PE malware detection, it is also observed from Table 2 that most of them can only guarantee the format-preserving rather than executability-preserving and maliciousness-preserving. In particular, several adversarial attack methods (*e.g.*, ATMPA [83], COPYCAT [61] and the target occlusion attack [43]) might destroy the fixed layout and grammar of the PE format that is necessary to load and execute the PE file. On the other hand, for those adversarial attacks like [15–17, 41, 42, 76, 84, 126], they are verified not only for the executability, but also verified experimentally whether the generated adversarial PE malware keeps the same maliciousness as the original PE malware, which are strongly recommended and advocated in our opinion.

5 ADVERSARIAL DEFENSES FOR PE MALWARE DETECTION

As various adversarial attacks continue to be proposed and evaluated, adversarial defense methods are meanwhile proposed accordingly. In fact, the rapid development of adversarial attacks and counterpart defenses constitutes a constant arms race, meaning a new adversarial attack can easily inspire the defender to devise a novel corresponding defense, and a new proposed defense method will inevitably lead the attacker to design a new adversarial attack for profits. Therefore, it is important to explore the most promising advances of adversarial defenses for Windows PE malware detection against adversarial attacks. Although there are currently few researches that specifically and exclusively propose adversarial defenses for Windows PE malware detection, most of the aforementioned researches on adversarial attacks might more or less present corresponding defense methods. In this section, we summarize the state-of-the-art adversarial defenses for PE malware detection in recent years, mainly including adversarial training and several other defenses.

5.1 Adversarial Training

Adversarial training is one of the mainstream adversarial defenses to resist adversarial attacks regardless of specific applications, *e.g.*, image classification, natural languages processing, speech recognition, *etc.* Intuitively, adversarial training refers to the defense mechanism that attempts to improve the robustness of the ML/DL model by re-training it with the generated adversarial examples with/without original training examples. In the scenario of defending against adversarial attacks for PE malware detection, adversarial training and its variants are also widely adopted and we detail them as follows.

Most studies on adversarial defenses [8, 51, 137, 139, 148] based on adversarial training follow a similar procedure, in which adversarial PE malware or adversarial PE features are first generated and then re-train a corresponding ML/DL model based on the adversarial PE malware/features with/without the original PE malware/features. For instance, Hu and Tan re-train a random forest based malware detector based on the original API calls as well as the adversarial API calls generated by the adversarial attack of MalGAN [51]. Anderson *et al.* [8] first exploit the gym-malware to generate adversarial PE malware, and then re-train the malware detection model of EMBER based on the original PE files and the generated adversarial PE malware. Differently, in addition to

adversarial training with adversarial API calls generated by EvmAttack, Chen *et al.* [22] present a new secure-learning framework for PE malware detection, namely SecDefender, which adds a security regularization term by considering the evasion cost of feature manipulations by attackers.

To sum up, for those adversarial defenses based on adversarial training, it is generally observed that, 1) adversarial training is experimentally demonstrated to mitigate one or several adversarial attacks to some extent; 2) adversarial training inevitably introduces significant additional costs in generating adversarial examples during the training process.

5.2 Other Defense Methods

Lucas *et al.* [84, 123] attempt to mitigate their proposed adversarial attacks by exploiting two defensive mechanisms, *i.e.*, binary normalization and instruction masking. For the defense of binary normalization, it applies the transformation of in-place randomization iteratively into the PE file to reduce its lexicographic representation, so that its potential adversarial manipulations can be undone before inputting it into the downstream PE malware detector. Similarly, instruction masking defense first selects a random subset of the bytes that pertain to instructions and then masks it with zeros before inputting the PE file into the PE malware detector.

As the first place in the defender challenge of the Microsoft's 2020 Machine Learning Security Evasion Competition [86], Quiring *et al.* present a combinatorial framework of adversarial defenses – PEberus [104] based on the following three defense methods as follows.

- (1) A PE file is passed into the semantic gap detectors, which are used to check whether the PE file is maliciously challenged based on three simple heuristics, *i.e.*, slack space, overlay and duplicate. For instance, a considerably high ratio of the overlay to the overall size usually indicates the PE file might have appended bytes to the overlay.
- (2) If the PE file is not detected by the semantic gap detectors, PEberus employs the ensemble of existing malware detectors (*e.g.*, EMBER [10], the monotonic skipgram model [53], and the signature-based model [135]) and use the max voting for predictions.
- (3) PEberus also employs a stateful nearest-neighbor detector [23] which continuously checks if the PE file is similar to any of previously detected malware in the history buffer.

In short, with PEberus, a PE file is predicted as malicious if any of above three defense methods predicts it as malicious.

6 DISCUSSIONS

The previous sections of § 4 and § 5 enable interested readers to have a better and faster understanding with regard to the adversarial attacks and defenses for Windows PE malware detection. In the following subsections, we first present the other related attacks against PE malware detection beyond the aforementioned adversarial attacks in § 6.1 and then shed some light on research directions as well as opportunities for future work in § 6.2.

6.1 Beyond Adversarial Attacks

6.1.1 Universal Adversarial Perturbation. Universal Adversarial Perturbation (UAP) is one special type of adversarial attacks in which a same single perturbation can be applied over a large set of inputs for misclassifying the target model in the testing phrase. In order to generate the problem-space UAP against PE malware classifiers in the wild, Labaca-Castro *et al.* [73] first prepare a set of available transformations (*e.g.*, adding sections to the PE file, renaming sections, pack/unpacking, *etc.*) for Windows PE files, and then perform a greedy search approach to identify a short sequence of transformations as the UAP for the PE malware classifier. In particular, if the identified short sequence of transformations representing the UAP is applied any PE malware, then the resulting

adversarial PE malware can evade the target PE malware classifier with high probability while preserving the format, executability and maliciousness.

6.1.2 Training-time Poisoning Attacks. Different from the adversarial attacks that are performed in the testing phase, the poisoning attacks aim to manipulate the training procedure, such that the resulting poisoned model f_b has the same prediction on a clean set of inputs as the cleanly trained model f_c but has a adversarially-chosen prediction with regard to the poisoned input (*i.e.*, the input associated a specific backdoor trigger).

Aiming at misclassifying a specific family of malware as goodware, Sasaki *et al.* [113] propose the first poisoning attack against ML-based malware detectors. They assume a strictest attack scenario that the adversary not only has full knowledge of the training dataset, the learning algorithm, but also can manipulate the training samples (*i.e.*, malware) in the feature space as well as their labels. In particular, the poisoning attack framework first selects one specific malware family, and then utilizes the same optimization algorithm like [90] to generate the poisoning samples in the feature-space, which are finally adopted to train the poisoned model.

However, poisoning one entire family of malware is much easier to be detected if the defender checks all malware families individually. In contrast, poisoning one specific instance of malware is a more challenging problem, by which any malware associated with a backdoor trigger would be misclassify as goodware, regardless of their malware families. In addition, it is almost impossible to control and manipulate the labeling process for the poisoning data samples for the adversary, since most of training samples normally are labeled with multiple independent anti-virus engines by security companies and further used to trained the malware detection models. Therefore, considering the practicality of the attack scenario in the wild, both following [119] and [122] belong to the clean-label poisoning attack [120], in which the adversary can control manipulate the poison instance itself, but cannot control the labeling of the poison instance.

In [119], targeting at the feature-based ML malware classifier, Severi *et al.* consider the scenario where the adversary can know and manipulate the feature-space of software to build the poisoned goodware (*i.e.*, goodware with the backdoor trigger), some of which can be obtained by security companies to train the feature-based ML malware classifier. To be specific, the backdoor trigger is created by presenting a greedy algorithm to select coherent combinations of relevant features and values based on the explainable machine learning technique (*i.e.*, SHAP [85]). Experimental results indicate that the case of 1% poison rate and 17 manipulated features results in an attack success rate of about 20%.

Shapira *et al.* [122] argue that the attack assumption of feature-space manipulations in [119] is unrealistic and unreasonable for real-world malware classifiers. In pursuit of a poisoning attack in a problem space, Shapira *et al.* propose a novel instance poisoning attack by first selecting the goodware that are most similar to the target malware instance and then adding sections to the goodware for adversarially training the poisoned model. Actually, the manipulation of adding sections act as the backdoor trigger, which can remain the functionality of the associated goodware as well as the malware instance. During the testing phase, the target malware instance associated to the backdoor trigger will be misclassify as benign by the poisoned model.

6.1.3 Model Steal Attacks. In order to approximate (*i.e.*, steal) a remote deployed detection model f_b of PE malware under a strictly black-box setting, Ali and Eshete [5] propose a best-effort adversarial approximation method, which mainly relies on limited training samples and publicly accessible pre-trained models. The proposed best-effort adversarial approximation method leverages feature representation mapping (*i.e.*, transforming the raw bytes of each PE to an image representation) and cross-domain transferability (*i.e.*, taking advantage of pre-trained models from image classification) to approximate the PE malware detection model f_b by locally training a substitute PE malware

detection model f_s . Experimental results show that the approximated model f_s is nearly 90% similar to the black-box model f_b in predicting the same input samples.

6.2 Future Directions and Opportunities

6.2.1 Strong Demands for Robust PE Malware Detection. As described in § 2.2 and § 5, although there are a large number of detection methods for PE malware, there are only very limited adversarial defense methods towards building more robust PE malware detection models against adversarial attacks. In general, almost all current adversarial defense methods are empirical defense methods based on various heuristics (e.g., adversarial training, input transformation, etc.), which are usually only effective for one or a few adversarial attack methods, indicating these empirical defenses are normally attack specific. On the one hand, with the massive existence and continuous evolution of PE malware and corresponding adversarial malware, we argue that the demand of empirical defense methods against them is also likely to rise accordingly to build more robust PE malware detection models. On the other hand, the substantial work of *robustness certification* applied in image classification tasks suggests a strong demand for PE malware detection models with theoretically guaranteed robustness, as there is no work studying the certified defenses against various adversarial attacks until now. We argue that certifying the robustness of malware detection models not only help users comprehensively evaluate their effectiveness under any attack, but also increase the transparency of their pricing in cloud services (e.g., malware detection as a service).

6.2.2 Practical and Efficient Adversarial Attacks against Commercial Anti-viruses in the Wild. As introduced and summarized in § 4 and Table 2, the current adversarial attack methods against PE malware detection have been devoting to develop problem-space black-box adversarial attacks, which usually take a similar and typical attack procedure. In general, the attack procedure first defines a set of available transformations (e.g., inject adversarial payload, insert the semantic NOPs, etc.) in the problem-space, and then employs a variety of search strategies (e.g., gradient-based, reinforcement learning, genetic algorithm, etc.) to choose a sequence of transformations which can be applied to the original PE malware for generating the adversarial PE malware. Based on the above observation, we argue there is still much room for improving both effectiveness and efficiency of adversarial attacks against PE malware detection in two aspects: i) devising and defining more practical and stealthier transformations for PE malware. For example, instead of simply insert the NOPs in the blocks of CFGs [148] that is easily noticed and removed by defenders, the transformation of splitting one block of CFGs into multiple iteratively called blocks is much more stealthier to be noticed and removed. ii) designing and implementing more efficient search strategies to accelerate the generation of adversarial PE malware. We argue that it is quite time-consuming for both RL and genetic algorithm based search strategies.

In addition, it is clearly observed that most of existing adversarial attacks target PE malware detection based on static analysis rather than dynamic analysis, which is particularly unknown for both attackers and defenders. However, the mainstream commercial anti-virus software/service used by end users of laptops and servers normally employ a hybrid defense solution with both static analysis and dynamic analysis. Therefore, it is extremely important and urgently demanded to devise and implement practical and efficient adversarial attacks against PE malware detection based on dynamic analysis and commercial anti-viruses.

6.2.3 Lack of Benchmark Platforms for Research. As the continuous emergence of adversarial attacks against Windows PE malware detection has led to the constant arms race between adversarial attacks and defense methods, it is challenging to quantitatively understand about the strengths and limitations of these methods due to incomplete and biased evaluation. In fact, in terms of other research fields like adversarial attacks in images, texts and graphs, there are a large number of

corresponding toolboxes and platforms [78, 79, 94, 146] that have been implemented and open-sourced. Based on these toolboxes and platforms, subsequent practitioners and researchers can not only exploit them to evaluate the actual effectiveness of previously proposed methods, but also take them as a cornerstone to implement their own proposed attacks and defenses, thereby reducing the time consumption for repetitive implementations. Therefore, in order to further advance the research on adversarial attacks against Windows PE malware detection, we argue that it is significantly important to design and implement a benchmark platform with a set of benchmark datasets, representative PE malware detection to be targeted, state-of-the-art adversarial attack & defense methods, performance metrics, and environments for a comprehensive and fair evaluation.

7 CONCLUSION

In this paper, we conduct a comprehensive review on the state-of-the-art adversarial attacks against Windows PE malware detection as well as the counterpart adversarial defenses. To the best of our knowledge, this is the first work that not only manifests the unique challenges of adversarial attacks in the context of Windows PE malware in the wild, but also systematically categorize the extensive work from different viewpoints in this research field. Specifically, by comparing the inherent differences between PE malware and images that have been exploring originally and traditionally, we present three unique challenges (*i.e.*, format-preserving, executability-preserving and maliciousness-preserving) in maintaining the semantics of adversarial PE malware for practical and realistic adversarial attacks. Besides, we review recent research efforts in both adversarial attacks and defenses, and further develop reasonable taxonomy schemes to organize and summarize the existing literature, aiming at make them more concise and understandable for interested readers. Moreover, beyond the aforementioned adversarial attacks, we discuss other types of attacks against Windows PE malware detection and shed some light on future directions. Hopefully, this paper can serve as a useful guideline and give related researchers/practitioners a comprehensive and systematical understanding of the fundamental issues of adversarial attacks against PE malware detection, thereby becoming a starting point to advance this research field.

REFERENCES

- [1] Mahmoud Abdelsalam, Ram Krishnan, Yufei Huang, and Ravi Sandhu. 2018. Malware detection in cloud infrastructures using convolutional neural networks. In *International Conference on Cloud Computing*. IEEE, San Francisco, CA, USA, 162–169.
- [2] Hojjat Aghakhani, Fabio Gritti, Francesco Mecca, Martina Lindorfer, Stefano Ortolani, Davide Balzarotti, Giovanni Vigna, and Christopher Kruegel. 2020. When Malware is Packin’Heat; Limits of Machine Learning Classifiers Based on Static Analysis Features. In *Network and Distributed System Security Symposium*. The Internet Society, San Diego, California, USA, 1–20.
- [3] Naveed Akhtar and Ajmal Mian. 2018. Threat of adversarial attacks on deep learning in computer vision: A survey. *IEEE Access* 6 (2018), 14410–14430.
- [4] Abdullah Al-Dujaili, Alex Huang, Erik Hemberg, and Una-May O’Reilly. 2018. Adversarial deep learning for robust detection of binary encoded malware. In *IEEE Security and Privacy Workshops*. IEEE, San Francisco, CA, USA, 76–82.
- [5] Abdullah Ali and Birhanu Eshete. 2020. Best-Effort Adversarial Approximation of Black-Box Malware Classifiers. In *EAI International Conference on Security and Privacy in Communication Networks*. Springer, Washington DC, USA, 318–338.
- [6] Basemah Alshemali and Jugal Kalita. 2020. Improving the reliability of deep neural networks in NLP: A review. *Knowledge-Based Systems* 191 (2020), 105210.
- [7] Naomi S Altman. 1992. An introduction to kernel and nearest-neighbor nonparametric regression. *The American Statistician* 46, 3 (1992), 175–185.
- [8] Hyrum S Anderson, Anant Kharkar, Bobby Filar, David Evans, and Phil Roth. 2018. Learning to Evade Static PE Machine Learning Malware Models via Reinforcement Learning. (2018). arXiv preprint arXiv:1801.08917.
- [9] Hyrum S Anderson, Anant Kharkar, Bobby Filar, and Phil Roth. 2017. Evading machine learning malware detection. In *Black Hat USA*. blackhat.com, Las Vegas, NV, USA, 1–6.

- [10] Hyrum S Anderson and Phil Roth. 2018. EMBER: an open dataset for training static PE malware machine learning models. (2018). arXiv preprint arXiv:1804.04637.
- [11] AV-TEST Institute. 2020. Security Report 2019/2020. https://www.av-test.org/fileadmin/pdf/security_report/AV-TEST_Security_Report_2019-2020.pdf. Online (last accessed January 15, 2020).
- [12] Avira, Inc. 2020. Malware Threat Report: Q4 and 2020 Malware Threat Report. <https://www.avira.com/en/blog/q4-and-2020-malware-threat-report>. Online (last accessed January 17, 2021).
- [13] Michael Bailey, Jon Oberheide, Jon Andersen, Z Morley Mao, Farnam Jahanian, and Jose Nazario. 2007. Automated classification and analysis of internet malware. In *International Workshop on Recent Advances in Intrusion Detection*. Springer, Gold Coast, Australia, 178–197.
- [14] Nicholas Carlini and David Wagner. 2017. Towards evaluating the robustness of neural networks. In *IEEE Symposium on Security and Privacy*. IEEE, San Jose, CA, USA, 39–57.
- [15] Raphael Labaca Castro, Corinna Schmitt, and Gabi Dreo. 2019. AIMED: Evolving Malware with Genetic Programming to Evade Detection. In *International Conference on Trust, Security and Privacy in Computing and Communications / International Conference on Big Data Science and Engineering*. IEEE, Rotorua, New Zealand, 240–247.
- [16] Raphael Labaca Castro, Corinna Schmitt, and Gabi Dreo Rodosek. 2019. ARMED: How Automatic Malware Modifications Can Evade Static Detection?. In *International Conference on Information Management*. IEEE, Cambridge, United Kingdom, 20–27.
- [17] Fabricio Ceschin, Marcus Botacin, Heitor Murilo Gomes, Luiz S. Oliveira, and André Grégio. 2019. Shallow Security: On the Creation of Adversarial Variants to Evade Machine Learning-Based Malware Detectors. In *Reversing and Offensive-Oriented Trends Symposium*. ACM, Vienna, Austria, 9 pages.
- [18] Fabricio Ceschin, Heitor Murilo Gomes, Marcus Botacin, Albert Bifet, Bernhard Pfahringer, Luiz S Oliveira, and André Grégio. 2020. Machine Learning (In) Security: A Stream of Problems. (2020). arXiv preprint arXiv:2010.16045.
- [19] Bingcai Chen, Zhongru Ren, Chao Yu, Iftikhar Hussain, and Jintao Liu. 2019. Adversarial examples for CNN-based malware detectors. *IEEE Access* 7 (2019), 54360–54371.
- [20] Jun Chen, Jingfei Jiang, Rongchun Li, and Yong Dou. 2020. Generating adversarial examples for static PE malware detector based on deep reinforcement learning. *Journal of Physics: Conference Series* 1575, 1 (2020), 012011.
- [21] Kai Chen, Peng Wang, Yeonjoon Lee, Xiaofeng Wang, Nan Zhang, Heqing Huang, Wei Zou, and Peng Liu. 2015. Finding unknown malice in 10 seconds: Mass vetting for new threats at the google-play scale. In *USENIX Security Symposium*. USENIX Association, Washington, D.C., USA, 659–674.
- [22] Lingwei Chen, Yanfang Ye, and Thirimachos Bourlai. 2017. Adversarial machine learning in malware detection: Arms race between evasion attack and defense. In *European Intelligence and Security Informatics Conference*. IEEE, Athens, Greece, 99–106.
- [23] Steven Chen, Nicholas Carlini, and David Wagner. 2020. Stateful detection of black-box adversarial attacks. In *ACM Workshop on Security and Privacy on Artificial Intelligence*. ACM, Taipei, Taiwan, China, 30–39.
- [24] Binlin Cheng, Jiang Ming, Jianmin Fu, Guojun Peng, Ting Chen, Xiaosong Zhang, and Jean-Yves Marion. 2018. Towards paving the way for large-scale windows malware analysis: Generic binary unpacking with orders-of-magnitude performance boost. In *ACM SIGSAC Conference on Computer and Communications Security*. ACM, Toronto, ON, Canada, 395–411.
- [25] Kyunghyun Cho, Bart Van Merriënboer, Caglar Gulcehre, Dzmitry Bahdanau, Fethi Bougares, Holger Schwenk, and Yoshua Bengio. 2014. Learning Phrase Representations using RNN Encoder–Decoder for Statistical Machine Translation. In *Empirical Methods in Natural Language Processing*. ACL, Doha, Qatar, 1724–1734.
- [26] William W Cohen. 1996. Learning trees and rules with set-valued features. In *AAAI/IAAI*. AAAI Press, Portland, Oregon, USA, 709–716.
- [27] Ronan Collobert and Samy Bengio. 2004. Links between perceptrons, MLPs and SVMs. In *International Conference on Machine Learning*. ACM, Banff, Alberta, Canada, 1–8.
- [28] Corinna Cortes, Lawrence D Jackel, Wan-Ping Chiang, et al. 1995. Limits on learning machine accuracy imposed by data quality. In *International Conference on Knowledge Discovery and Data Mining*. AAAI Press, Montreal, Canada, 57–62.
- [29] Corinna Cortes and Vladimir Vapnik. 1995. Support-vector networks. *Machine Learning* 20, 3 (1995), 273–297.
- [30] Corvus Forensics. 2021. VirusShare.com – Because Sharing is Caring. <https://virusshare.com/>. Online (last accessed August 25, 2021).
- [31] Scott E Coull and Christopher Gardner. 2019. Activation analysis of a byte-based deep neural network for malware classification. In *IEEE Security and Privacy Workshops*. IEEE, San Francisco, CA, UAS, 21–27.
- [32] Cuckoo Team. 2020. Cuckoo Sandbox. <https://cuckoosandbox.org>. Online (last accessed September 13, 2020).
- [33] Duc-Cuong Dang and Per Kristian Lehre. 2016. Self-adaptation of mutation rates in non-elitist populations. In *International Conference on Parallel Problem Solving from Nature*. Springer, Edinburgh, UK, 803–813.

- [34] Hamid Darabian, Ali Dehghantaha, Sattar Hashemi, Mohammad Taheri, Amin Azmoodeh, Sajad Homayoun, Kim-Kwang Raymond Choo, and Reza M Parizi. 2020. A multiview learning method for malware threat hunting: Windows, IoT and Android as case studies. *World Wide Web* 23, 2 (2020), 1241–1260.
- [35] Luca Demetrio, Battista Biggio, Giovanni Lagorio, Fabio Roli, and Alessandro Armando. 2019. Explaining vulnerabilities of deep learning to adversarial malware binaries. (2019). arXiv preprint arXiv:1901.03583.
- [36] Luca Demetrio, Battista Biggio, Giovanni Lagorio, Fabio Roli, and Alessandro Armando. 2020. Functionality-preserving Black-box Optimization of Adversarial Windows Malware. (2020). arXiv preprint arXiv:2003.13526.
- [37] Luca Demetrio, Scott E Coull, Battista Biggio, Giovanni Lagorio, Alessandro Armando, and Fabio Roli. 2020. Adversarial EXEmples: A Survey and Experimental Evaluation of Practical Attacks on Machine Learning for Windows Malware Detection. (2020). arXiv preprint arXiv:2008.07125.
- [38] Jia Deng, Wei Dong, Richard Socher, Li-Jia Li, Kai Li, and Li Fei-Fei. 2009. ImageNet: A large-scale hierarchical image database. In *IEEE Conference on Computer Vision and Pattern Recognition*. IEEE, Miami, Florida, USA, 248–255.
- [39] Mohammadreza Ebrahimi, Jason Pacheco, Weifeng Li, James Lee Hu, and Hsinchun Chen. 2021. Binary Black-Box Attacks Against Static Malware Detectors with Reinforcement Learning in Discrete Action Spaces. In *IEEE Security and Privacy Workshops*. IEEE, Virtual Event, 85–91.
- [40] Fenil Fadau, Anand Handa, Nitesh Kumar, and Sandeep Kumar Shukla. 2019. Evading API call sequence based malware classifiers. In *International Conference on Information and Communications Security*. Springer, Beijing, China, 18–33.
- [41] Yong Fang, Yuetian Zeng, Beibei Li, Liang Liu, and Lei Zhang. 2020. DeepDetectNet vs RLAttackNet: An adversarial method to improve deep learning-based static malware detection model. *PLoS One* 15, 4 (2020), e0231626.
- [42] Zhiyang Fang, Junfeng Wang, Boya Li, Siqi Wu, Yingjie Zhou, and Haiying Huang. 2019. Evading anti-malware engines with deep reinforcement learning. *IEEE Access* 7 (2019), 48867–48879.
- [43] William Fleshman, Edward Raff, Richard Zak, Mark McLean, and Charles Nicholas. 2018. Static malware detection & subterfuge: Quantifying the robustness of machine learning and current anti-virus. In *International Conference on Malicious and Unwanted Software*. IEEE, Nantucket, MA, USA, 1–10.
- [44] James Franklin. 2005. The elements of statistical learning: data mining, inference and prediction. *The Mathematical Intelligencer* 27, 2 (2005), 83–85.
- [45] Daniel Gibert, Carles Mateu, Jordi Planes, and Ramon Vicens. 2018. Classification of malware by using structural entropy on convolutional neural networks. In *AAAI Conference on Artificial Intelligence*. AAAI Press, New Orleans, Louisiana, USA, 7759–7764.
- [46] Ian J Goodfellow, Jonathon Shlens, and Christian Szegedy. 2015. Explaining and harnessing adversarial examples. In *International Conference on Learning Representations*. OpenReview.net, San Diego, CA, USA, 1–11.
- [47] Mehadi Hassen and Philip K Chan. 2017. Scalable function call graph-based malware classification. In *ACM on Conference on Data and Application Security and Privacy*. ACM, Scottsdale, AZ, USA, 239–248.
- [48] Tin Kam Ho. 1995. Random Decision Forests. In *International Conference on Document Analysis and Recognition*, Vol. 1. IEEE, Montreal, Canada, 278–282.
- [49] Sepp Hochreiter and Jürgen Schmidhuber. 1997. Long short-term memory. *Neural Computation* 9, 8 (1997), 1735–1780.
- [50] Weiwei Hu and Ying Tan. 2017. Black-box attacks against RNN based malware detection algorithms. (2017). arXiv preprint arXiv:1705.08131.
- [51] Weiwei Hu and Ying Tan. 2017. Generating adversarial malware examples for black-box attacks based on GAN. (2017). arXiv preprint arXiv:1702.05983.
- [52] Yelp Inc. 2020. Yelp Open Dataset: An all-purpose dataset for learning. <https://www.yelp.com/dataset>. Online (last accessed October 22, 2020).
- [53] Íñigo Íncer Romeo, Michael Theodorides, Sadia Afroz, and David Wagner. 2018. Adversarially robust malware detection using monotonic classification. In *International Workshop on Security and Privacy Analytics*. ACM, Tempe, AZ, USA, 54–63.
- [54] Rafiqul Islam, Ronghua Tian, Lynn Batten, and Steve Versteeg. 2010. Classification of malware based on string and function feature selection. In *Cybercrime and Trustworthy Computing Workshop*. IEEE, Ballarat, Australia, 9–17.
- [55] Haodi Jiang, Turki Turki, and Jason TL Wang. 2018. DLGraph: Malware detection using deep learning and graph embedding. In *International Conference on Machine Learning and Applications*. IEEE, Orlando, FL, USA, 1029–1033.
- [56] Alex Kantchelian, Michael Carl Tschantz, Sadia Afroz, Brad Miller, Vaishaal Shankar, Rekha Bachwani, Anthony D Joseph, and J Doug Tygar. 2015. Better malware ground truth: Techniques for weighting anti-virus vendor labels. In *ACM Workshop on Artificial Intelligence and Security*. ACM, Denver, Colorado, USA, 45–56.
- [57] Akshay Kapoor and Sunita Dhavale. 2016. Control Flow Graph Based Multiclass Malware Detection Using Bi-normal Separation. *Defence Science Journal* 66, 2 (2016), 138–145.
- [58] Kaspersky Lab. 2020. The number of new malicious files detected every day increases by 5.2% to 360,000 in 2020. https://www.kaspersky.com/about/press-releases/2020_the-number-of-new-malicious-files-detected-every-day

increases-by-52-to-360000-in-2020. Online (last accessed October 1, 2021).

- [59] Masataka Kawai, Kaoru Ota, and Mianxing Dong. 2019. Improved MalGAN: Avoiding malware detector by leaning cleanware features. In *International Conference on Artificial Intelligence in Information and Communication*. IEEE, Okinawa, Japan, 40–45.
- [60] Guolin Ke, Qi Meng, Thomas Finley, Taifeng Wang, Wei Chen, Weidong Ma, Qiwei Ye, and Tie-Yan Liu. 2017. LightGBM: A highly efficient gradient boosting decision tree. In *Advances in Neural Information Processing Systems*. Curran Associates, Inc., Long Beach, CA, USA, 3146–3154.
- [61] Aminollah Khormali, Ahmed Abusnaina, Songqing Chen, DaeHun Nyang, and Aziz Mohaisen. 2019. COPYCAT: practical adversarial attacks on visualization-based malware detection. (2019). arXiv preprint arXiv:1909.09735.
- [62] Hae-Jung Kim. 2017. Image-based malware classification using convolutional neural network. In *Advances in Computer Science and Ubiquitous Computing*. Springer, Taichung, Taiwan, China, 1352–1357.
- [63] Thomas N. Kipf and Max Welling. 2017. Semi-Supervised Classification with Graph Convolutional Networks. In *International Conference on Learning Representations*. OpenReview.net, Toulon, France, 1–14.
- [64] Bojan Kolosnjaji, Ambra Demontis, Battista Biggio, Davide Maiorca, Giorgio Giacinto, Claudia Eckert, and Fabio Roli. 2018. Adversarial malware binaries: Evading deep learning for malware detection in executables. In *European Signal Processing Conference*. IEEE, Roma, Italy, 533–537.
- [65] J Zico Kolter and Marcus A Maloof. 2006. Learning to detect and classify malicious executables in the wild. *Journal of Machine Learning Research* 7, 12 (2006), 2721–2744.
- [66] Marek Krčál, Ondřej Švec, Martin Bálek, and Otakar Jašek. 2018. Deep convolutional malware classifiers can learn from raw executables and labels only. In *International Conference on Learning Representations – Workshop Track*. OpenReview.net, Vancouver, BC, Canada, 4 pages.
- [67] Felix Kreuk, Assi Barak, Shir Aviv-Reuven, Moran Baruch, Benny Pinkas, and Joseph Keshet. 2018. Deceiving end-to-end deep learning malware detectors using adversarial examples. (2018). arXiv preprint arXiv:1802.04528.
- [68] Alex Krizhevsky. 2009. Learning multiple layers of features from tiny images. (2009). <http://www.cs.toronto.edu/~kriz/learning-features-2009-TR.pdf>.
- [69] Alex Krizhevsky, Ilya Sutskever, and Geoffrey E Hinton. 2012. Imagenet classification with deep convolutional neural networks. In *Advances in Neural Information Processing Systems*. Curran Associates, Inc., Lake Tahoe, Nevada, United States, 1106–1114.
- [70] Alexey Kurakin, Ian Goodfellow, and Samy Bengio. 2017. Adversarial examples in the physical world. In *International Conference on Learning Representations*. OpenReview.net, Toulon, France, 1–14.
- [71] Bum Jun Kwon, Jayanta Mondal, Jiyong Jang, Leyla Bilge, and Tudor Dumitraş. 2015. The dropper effect: Insights into malware distribution with downloader graph analytics. In *ACM SIGSAC Conference on Computer and Communications Security*. ACM, Denver, Colorado, USA, 1118–1129.
- [72] Raphael Labaca-Castro, Sebastian Franz, and Gabi Dreo Rodosek. 2021. AIMED-RL: Exploring Adversarial Malware Examples with Reinforcement Learning. In *Joint European Conference on Machine Learning and Knowledge Discovery in Databases*. Springer, Bilbao, Spain, 37–52.
- [73] Raphael Labaca-Castro, Luis Muñoz-González, Feargus Pendlebury, Gabi Dreo Rodosek, Fabio Pierazzi, and Lorenzo Cavallaro. 2021. Universal Adversarial Perturbations for Malware. (2021). arXiv preprint arXiv:2102.06747.
- [74] Yann LeCun, Léon Bottou, Yoshua Bengio, and Patrick Haffner. 1998. Gradient-based learning applied to document recognition. *Proceedings of the IEEE* 86, 11 (1998), 2278–2324.
- [75] Deqiang Li, Qianmu Li, Yanfang Ye, and Shouhuai Xu. 2021. Arms Race in Adversarial Malware Detection: A Survey. *ACM Computing Surveys (CSUR)* 55, 1 (2021), 1–35.
- [76] Xintong Li and Qi Li. 2021. An IRL-based malware adversarial generation method to evade anti-malware engines. *Computers & Security* 104 (2021), 102118.
- [77] Xiang Li, Kefan Qiu, Cheng Qian, and Gang Zhao. 2020. An Adversarial Machine Learning Method Based on OpCode N-grams Feature in Malware Detection. In *International Conference on Data Science in Cyberspace*. IEEE, Hong Kong, China, 380–387.
- [78] Yaxin Li, Wei Jin, Han Xu, and Jiliang Tang. 2020. DeepRobust: A pytorch library for adversarial attacks and defenses. (2020). arXiv preprint arXiv:2005.06149.
- [79] Xiang Ling, Shouling Ji, Jiayu Zou, Jiannan Wang, Chunming Wu, Bo Li, and Ting Wang. 2019. DEEPSEC: A uniform platform for security analysis of deep learning model. In *IEEE Symposium on Security and Privacy*. IEEE, San Francisco, USA, 673–690.
- [80] Xiang Ling, Lingfei Wu, Saizhuo Wang, Tengfei Ma, Fangli Xu, Alex X Liu, Chunming Wu, and Shouling Ji. 2021. Multilevel Graph Matching Networks for Deep Graph Similarity Learning. *IEEE Transactions on Neural Networks and Learning Systems (TNNLS)* 0, 0 (2021), 1–15.
- [81] Xiang Ling, Lingfei Wu, Saizhuo Wang, Gaoning Pan, Tengfei Ma, Fangli Xu, Alex X Liu, Chunming Wu, and Shouling Ji. 2021. Deep Graph Matching and Searching for Semantic Code Retrieval. *ACM Transactions on Knowledge Discovery*

from *Data (TKDD)* 15, 5 (2021), 88:1–88:21.

- [82] Xinbo Liu, Yaping Lin, He Li, and Jiliang Zhang. 2020. A novel method for malware detection on ML-based visualization technique. *Computers & Security* 89 (2020), 101682.
- [83] Xinbo Liu, Jiliang Zhang, Yaping Lin, and He Li. 2019. ATPMA: Attacking machine learning-based malware visualization detection methods via adversarial examples. In *IEEE/ACM International Symposium on Quality of Service*. IEEE, Phoenix, AZ, USA, 1–10.
- [84] Keane Lucas, Mahmood Sharif, Lujo Bauer, Michael K Reiter, and Saurabh Shintre. 2021. Malware Makeover: Breaking ML-based Static Analysis by Modifying Executable Bytes. In *ASIA Conference on Computer and Communications Security*. ACM, Hongkong, China, 744–758.
- [85] Scott M Lundberg and Su-In Lee. 2017. A Unified Approach to Interpreting Model Predictions. In *Advances in Neural Information Processing Systems*. Curran Associates, Inc., Long Beach, CA, USA, 4765–4774.
- [86] Microsoft Azure. 2021. 2020 Machine Learning Security Evasion Competition. <https://github.com/Azure/2020-machine-learning-security-evasion-competition>. Online (last accessed January 20, 2021).
- [87] Microsoft, Inc. 2020. PE Format. <https://docs.microsoft.com/en-us/windows/win32/debug/pe-format>. Online (last accessed October 22, 2020).
- [88] MIT-IBM Watson AI Lab. 2019. Robust Malware Detection Challenge. 1st Workshop on Adversarial Learning Methods for Machine Learning and Data Mining in KDD 2019 <https://sites.google.com/view/advm1/Home/advm1-2019/advm119-challenge>. Online (last accessed October 15, 2020).
- [89] Aziz Mohaisen, Omar Alrawi, and Manar Mohaisen. 2015. AMAL: high-fidelity, behavior-based automated malware analysis and classification. *Computers & Security* 52 (2015), 251–266.
- [90] Luis Muñoz-González, Battista Biggio, Ambra Demontis, Andrea Paudice, Vasin Wongrassamee, Emil C Lupu, and Fabio Roli. 2017. Towards poisoning of deep learning algorithms with back-gradient optimization. In *ACM Workshop on Artificial Intelligence and Security*. ACM, Dallas, TX, USA, 27–38.
- [91] Kevin P Murphy et al. 2006. *Naive bayes classifiers*. Technical Report. University of British Columbia.
- [92] Lakshmanan Nataraj, Sreejith Karthikeyan, Gregoire Jacob, and Bangalore S Manjunath. 2011. Malware images: visualization and automatic classification. In *International Symposium on Visualization for Cyber Security*. ACM, Pittsburgh, PA, USA, 1–7.
- [93] Lakshmanan Nataraj, Vinod Yegneswaran, Phillip Porras, and Jian Zhang. 2011. A comparative assessment of malware classification using binary texture analysis and dynamic analysis. In *ACM Workshop on Security and Artificial Intelligence*. ACM, Chicago, IL, USA, 21–30.
- [94] Nicolas Papernot, Fartash Faghri, Nicholas Carlini, Ian Goodfellow, Reuben Feinman, Alexey Kurakin, Cihang Xie, Yash Sharma, Tom Brown, Aurko Roy, et al. 2016. Technical report on the cleverhans v2.1.0 adversarial examples library. (2016). arXiv preprint arXiv:1610.00768.
- [95] Nicolas Papernot, Patrick McDaniel, Ian Goodfellow, Somesh Jha, Z Berkay Celik, and Ananthram Swami. 2017. Practical black-box attacks against machine learning. In *Asia Conference on Computer and Communications Security*. ACM, Abu Dhabi, United Arab Emirates, 506–519.
- [96] Daniel Park, Haidar Khan, and Bülent Yener. 2019. Generation & Evaluation of Adversarial Examples for Malware Obfuscation. In *International Conference on Machine Learning and Applications*. IEEE, Boca Raton, FL, USA, 1283–1290.
- [97] Daniel Park and Bülent Yener. 2020. A survey on practical adversarial examples for malware classifiers. In *Reversing and Offensive-oriented Trends Symposium*. ACM, Vienna, Austria, 23–35.
- [98] Tim Paterson. 1983. An inside look at MS-DOS. *Byte* 8, 6 (1983), 230.
- [99] Hanchuan Peng, Fuhui Long, and Chris Ding. 2005. Feature selection based on mutual information criteria of max-dependency, max-relevance, and min-redundancy. *IEEE Transactions on Pattern Analysis and Machine Intelligence* 27, 8 (2005), 1226–1238.
- [100] Matt Pietrek. 2020. Inside Windows: An In-Depth Look into the Win32 Portable Executable File Format. MSDN Magazine: <https://docs.microsoft.com/en-us/archive/msdn-magazine/2002/february/inside-windows-win32-portable-executable-file-format-in-detail>. Online (last accessed October 22, 2020).
- [101] Giorgos Poullos, Christoforos Ntantogian, and Christos Xenakis. 2015. ROPInjector: Using return oriented programming for polymorphism and antivirus evasion. In *Black Hat USA*. blackhat.com, Las Vegas, NV, USA, 1–11.
- [102] Yong Qiao, Yuexiang Yang, Lin Ji, and Jie He. 2013. Analyzing malware by abstracting the frequent itemsets in API call sequences. In *IEEE International Conference on Trust, Security and Privacy in Computing and Communications*. IEEE, Melbourne, Australia, 265–270.
- [103] Erwin Quiring, Alwin Maier, and Konrad Rieck. 2019. Misleading authorship attribution of source code using adversarial learning. In *USENIX Security Symposium*. USENIX Association, Santa Clara, CA, USA, 479–496.
- [104] Erwin Quiring, Lukas Pirch, Michael Reimsbach, Daniel Arp, and Konrad Rieck. 2020. Against All Odds: Winning the Defense Challenge in an Evasion Competition with Diversification. (2020). arXiv preprint arXiv:2010.09569.

- [105] Edward Raff, Jon Barker, Jared Sylvester, Robert Brandon, Bryan Catanzaro, and Charles Nicholas. 2017. Malware detection by eating a whole EXE. (2017). arXiv preprint arXiv:1710.09435.
- [106] Edward Raff and Charles Nicholas. 2020. A Survey of Machine Learning Methods and Challenges for Windows Malware Classification. (2020). arXiv preprint arXiv:2006.09271.
- [107] Konrad Rieck, Thorsten Holz, Carsten Willems, Patrick Düssel, and Pavel Laskov. 2008. Learning and classification of malware behavior. In *International Conference on Detection of Intrusions and Malware, and Vulnerability Assessment*. Springer, Paris, France, 108–125.
- [108] Ishai Rosenberg, Shai Meir, Jonathan Berrebi, Ilay Gordon, Guillaume Sicard, and Eli Omid David. 2020. Generating End-to-End Adversarial Examples for Malware Classifiers Using Explainability. In *International Joint Conference on Neural Networks*. IEEE, Glasgow, United Kingdom, 1–10.
- [109] Ishai Rosenberg, Asaf Shabtai, Yuval Elovici, and Lior Rokach. 2020. Query-Efficient Black-Box Attack Against Sequence-Based Malware Classifiers. In *Annual Computer Security Applications Conference*. ACM, Virtual Event, 611–626.
- [110] Ishai Rosenberg, Asaf Shabtai, Lior Rokach, and Yuval Elovici. 2018. Generic black-box end-to-end attack against state of the art API call based malware classifiers. In *International Symposium on Research in Attacks, Intrusions, and Defenses*. Springer, Heraklion, Crete, Greece, 490–510.
- [111] Barbara G Ryder. 1979. Constructing the call graph of a program. *IEEE Transactions on Software Engineering* 5, 3 (1979), 216–226.
- [112] Igor Santos, Felix Brezo, Xabier Ugarte-Pedrero, and Pablo G Bringas. 2013. Opcode sequences as representation of executables for data-mining-based unknown malware detection. *Information Sciences* 231 (2013), 64–82.
- [113] Shoichiro Sasaki, Seira Hidano, Toshihiro Uchibayashi, Takuo Suganuma, Masahiro Hiji, and Shinsaku Kiyomoto. 2019. On embedding backdoor in malware detectors using machine learning. In *International Conference on Privacy, Security and Trust*. IEEE, Fredericton, NB, Canada, 1–5.
- [114] Joshua Saxe and Konstantin Berlin. 2015. Deep neural network based malware detection using two dimensional binary program features. In *International Conference on Malicious and Unwanted Software*. IEEE, Fajardo, PR, USA, 11–20.
- [115] Matthew G Schultz, Eleazar Eskin, F Zadok, and Salvatore J Stolfo. 2001. Data mining methods for detection of new malicious executables. In *IEEE Symposium on Security and Privacy*. IEEE, Oakland, California, USA, 38–49.
- [116] Marcos Sebastián, Richard Rivera, Platon Kotzias, and Juan Caballero. 2016. AVCLASS: A tool for massive malware labeling. In *International Symposium on Research in Attacks, Intrusions, and Defenses*. Springer, Paris, France, 230–253.
- [117] Silvia Sebastián and Juan Caballero. 2020. AVCLASS2: Massive Malware Tag Extraction from AV Labels. In *Annual Computer Security Applications Conference*. ACM, Virtual Event, 42–53.
- [118] Ramprasaath R Selvaraju, Michael Cogswell, Abhishek Das, Ramakrishna Vedantam, Devi Parikh, and Dhruv Batra. 2017. Grad-CAM: Visual explanations from deep networks via gradient-based localization. In *International Conference on Computer Vision*. IEEE, Venice, Italy, 618–626.
- [119] Giorgio Severi, Jim Meyer, Scott Coull, and Alina Oprea. 2021. Explanation-Guided Backdoor Poisoning Attacks Against Malware Classifiers. In *USENIX Security Symposium*. USENIX Association, Virtual Event, 1487–1504. (First submitted to arXiv.org on March 2020 at <https://arxiv.org/abs/2003.01031v1>).
- [120] Ali Shafahi, W. Ronny Huang, Mahyar Najibi, Octavian Suci, Christoph Studer, Tudor Dumitras, and Tom Goldstein. 2018. Poison Frogs! Targeted Clean-Label Poisoning Attacks on Neural Networks. In *Advances in Neural Information Processing Systems*. Curran Associates, Inc., Montréal, Canada, 6106–6116.
- [121] M Zubair Shafiq, S Moina Tabish, Fauzan Mirza, and Muddassar Farooq. 2009. PE-Miner: Mining structural information to detect malicious executables in realtime. In *International Workshop on Recent Advances in Intrusion Detection*. Springer, Saint-Malo, France, 121–141.
- [122] Tzvika Shapira, David Berend, Ishai Rosenberg, Yang Liu, Asaf Shabtai, and Yuval Elovici. 2020. Being Single Has Benefits. Instance Poisoning to Deceive Malware Classifiers. (2020). arXiv preprint arXiv:2010.16323.
- [123] Mahmood Sharif, Keane Lucas, Lujo Bauer, Michael K Reiter, and Saurabh Shintre. 2019. Optimization-Guided Binary Diversification to Mislead Neural Networks for Malware Detection. (2019). arXiv preprint arXiv:1912.09064.
- [124] SHex-Rays. 2020. IDA Pro. <https://www.hex-rays.com/products/ida/>. Online (last accessed September 13, 2020).
- [125] Karim Shoair. 2020. DrOp1t-Framework. <https://github.com/D4Vinci/DrOp1t-Framework>. Online (last accessed October 25, 2020).
- [126] Wei Song, Xuezixiang Li, Sadia Afroz, Deepali Garg, Dmitry Kuznetsov, and Heng Yin. 2020. Automatic Generation of Adversarial Examples for Interpreting Malware Classifiers. (2020). arXiv preprint arXiv:2003.03100.
- [127] Octavian Suci, Scott E Coull, and Jeffrey Johns. 2019. Exploring adversarial examples in malware detection. In *IEEE Security and Privacy Workshops*. IEEE, San Francisco, CA, USA, 8–14.
- [128] Guosong Sun and Quan Qian. 2018. Deep learning and visualization for identifying malware families. *IEEE Transactions on Dependable and Secure Computing* 18 (2018), 283–295.

- [129] Lichao Sun, Yingdong Dou, Carl Yang, Ji Wang, Philip S Yu, Lifang He, and Bo Li. 2018. Adversarial attack and defense on graph data: A survey. (2018). arXiv preprint arXiv:1812.10528.
- [130] Mukund Sundararajan, Ankur Taly, and Qiqi Yan. 2017. Axiomatic attribution for deep networks. In *International Conference on Machine Learning*. PMLR, Sydney, NSW, Australia, 3319–3328.
- [131] Richard S Sutton and Andrew G Barto. 2018. *Reinforcement learning: An introduction*. MIT Press, Cambridge, Massachusetts, USA / London, England. Second edition (in progress).
- [132] Telock. 2020. Telock Version 0.98 for Windows. <https://www.softpedia.com/get/Programming/Packers-Crypters-Protectors/Telock.shtml>. Online (last accessed October 25, 2020).
- [133] Sicco Verwer, Azqa Nadeem, Christian Hammerschmidt, Laurens Bliek, Abdullah Al-Dujaili, and Una-May O’Reilly. 2020. The Robust Malware Detection Challenge and Greedy Random Accelerated Multi-Bit Search. In *ACM Workshop on Artificial Intelligence and Security (AISec)*. ACM, Virtual Event, 61–70.
- [134] Pascal Vincent, Hugo Larochelle, Isabelle Lajoie, Yoshua Bengio, Pierre-Antoine Manzagol, and Léon Bottou. 2010. Stacked denoising autoencoders: Learning useful representations in a deep network with a local denoising criterion. *Journal of Machine Learning Research* 11, 12 (2010), 3371–3408.
- [135] VirusTotal. 2020. YARA in a nutshell. <https://github.com/virustotal/yara>. Online (last accessed December 15, 2020).
- [136] Shen Wang, Zhengzhang Chen, Xiao Yu, Ding Li, Jingchao Ni, Lu-An Tang, Jiaping Gui, Zhichun Li, Haifeng Chen, and Philip S. Yu. 2019. Heterogeneous Graph Matching Networks for Unknown Malware Detection. In *International Joint Conference on Artificial Intelligence*. ijcai.org, Macao, China, 3762–3770.
- [137] Xiruo Wang and Risto Miikkulainen. 2020. MDEA: Malware Detection with Evolutionary Adversarial Learning. (2020). arXiv preprint arXiv:2002.03331.
- [138] Ian H Witten and Eibe Frank. 2002. Data mining: practical machine learning tools and techniques with Java implementations. *ACM Sigmod Record* 31, 1 (2002), 76–77.
- [139] Cangshuai Wu, Jiangyong Shi, Yuexiang Yang, and Wenhua Li. 2018. Enhancing machine learning based malware detection model by reinforcement learning. In *International Conference on Communication and Network Security*. ACM, Qingdao, China, 74–78.
- [140] Jiaqi Yan, Guanhua Yan, and Dong Jin. 2019. Classifying malware represented as control flow graphs using deep graph convolutional neural network. In *IEEE/IFIP International Conference on Dependable Systems and Networks*. IEEE, Portland, OR, USA, 52–63.
- [141] Yanfang Ye, Lifei Chen, Dingding Wang, Tao Li, Qingshan Jiang, and Min Zhao. 2009. SBMDS: An interpretable string based malware detection system using SVM ensemble with bagging. *Journal in Computer Virology* 5, 4 (2009), 283–293.
- [142] Yanfang Ye, Tao Li, Donald Adjeroh, and S Sitharama Iyengar. 2017. A survey on malware detection using data mining techniques. *ACM Computing Surveys* 50, 3 (2017), 1–40.
- [143] Yanfang Ye, Tao Li, Yong Chen, and Qingshan Jiang. 2010. Automatic malware categorization using cluster ensemble. In *ACM SIGKDD Conference on Knowledge Discovery and Data Mining*. ACM, Washington, DC, USA, 95–104.
- [144] Ytisf. 2021. theZoo A Live Malware Repo. <https://github.com/ytisf/thezoo>. Online (last accessed August 25, 2021).
- [145] Junkun Yuan, Shaofang Zhou, Lanfen Lin, Feng Wang, and Jia Cui. 2020. Black-Box Adversarial Attacks Against Deep Learning Based Malware Binaries Detection with GAN. In *European Conference on Artificial Intelligence*, Vol. 325. IOS Press, Santiago de Compostela, Spain, 2536–2542.
- [146] Guoyang Zeng, Fanchao Qi, Qianrui Zhou, Tingji Zhang, Zixian Ma, Bairu Hou, Yuan Zang, Zhiyuan Liu, and Maosong Sun. 2020. OpenAttack: An open-source textual adversarial attack toolkit. (2020). arXiv preprint arXiv:2009.09191.
- [147] Jixin Zhang, Zheng Qin, Hui Yin, Lu Ou, and Yupeng Hu. 2016. IRMD: malware variant detection using opcode image recognition. In *International Conference on Parallel and Distributed Systems*. IEEE, Wuhan, China, 1175–1180.
- [148] Lan Zhang, Peng Liu, and Yoon-Ho Choi. 2020. Semantic-preserving Reinforcement Learning Attack Against Graph Neural Networks for Malware Detection. (2020). arXiv preprint arXiv:2009.05602.
- [149] Zhaoqi Zhang, Panpan Qi, and Wei Wang. 2020. Dynamic malware analysis with feature engineering and feature learning. In *AAAI Conference on Artificial Intelligence*. AAAI Press, New York, NY, USA, 1210–1217.
- [150] Shuang Zhao, Xiaobo Ma, Wei Zou, and Bo Bai. 2019. DeepCG: classifying metamorphic malware through deep learning of call graphs. In *International Conference on Security and Privacy in Communication Systems*. Springer, Orlando, FL, USA, 171–190.
- [151] Fangtian Zhong, Xiuzhen Cheng, Dongxiao Yu, Bei Gong, Shuaiwen Song, and Jiguo Yu. 2020. MalFox: Camouflaged Adversarial Malware Example Generation Based on C-GANs Against Black-Box Detectors. (2020). arXiv preprint arXiv:2011.01509.
- [152] Shuofei Zhu, Ziyi Zhang, Limin Yang, Linhai Song, and Gang Wang. 2020. Benchmarking Label Dynamics of VirusTotal Engines. In *ACM SIGSAC Conference on Computer and Communications Security*. ACM, Virtual Event, 2081–2083.