

A Survey on Perceptually Optimized Video Coding

YUN ZHANG and LINWEI ZHU, Shenzhen Institute of Advanced Technology, Chinese Academy of Sciences, China

GANGYI JIANG, Faculty of Information and Engineering, Ningbo University, China

SAM KWONG, Department of Computer Science, City University of Hong Kong, China

C.C. JAY KUO, University of Southern California, USA

Videos are developing in the trends of Ultra High Definition (UHD), High Frame Rate (HFR), High Dynamic Range (HDR), Wide Color Gammut (WCG) and high fidelity, which provide users with more realistic visual experiences. However, the amount of video data increases exponentially and requires high efficiency video compression for storage and network transmission. Perceptually optimized video coding aims to exploit visual redundancies in videos so as to maximize compression efficiency. In this paper, we present a systematic survey on the recent advances and challenges on perceptually optimized video coding. Firstly, we present problem formulation and framework of perceptually optimized video coding, which includes visual perception modelling, visual quality assessment and perception guided coding optimization. Secondly, the recent advances on visual factors, key computational visual models and quality assessment models are presented. Thirdly, we do systematic review on perceptual video coding optimizations from four key aspects, which includes perceptually optimized bit allocation, rate-distortion optimization, transform and quantization, filtering and enhancement. In each part, problem formulation, working flow, recent advances, advantages and challenges are presented. Fourthly, perceptual coding performance of latest coding standards and tools are experimentally analyzed. Finally, challenging issues and future opportunities on perceptual video coding are identified.

CCS Concepts: • **Computing methodologies** → **Image compression**.

Additional Key Words and Phrases: Perceptual video coding, quality assessment, human visual system, visual attention, just noticeable difference, rate-distortion optimization

ACM Reference Format:

Yun Zhang, Linwei Zhu, Gangyi Jiang, Sam Kwong, and C.C. Jay Kuo. 2022. A Survey on Perceptually Optimized Video Coding. *ACM Comput. Surv.* 00, 0, Article 11 (August 2022), 34 pages. <https://doi.org/01.1234/1234567.1234567>

1 INTRODUCTION

With the development of capturing, display and computing technology, video application is developing in the trends of providing more realistic visual contents and immersive perception. For example, it develops from Standard Definition (SD) with low resolution to High Definition (HD) and 4K/8K Ultra-HD (UHD), from Low Dynamic Range (LDR), color gammut, frame rate to High Dynamic Range (HDR), Wide Color Gammut (WCG), High Frame Rate (HFR), and from 2D to stereo,

Authors' addresses: Yun Zhang, yun.zhang@siat.ac.cn; Linwei Zhu, lw.zhu@siat.ac.cn, Shenzhen Institute of Advanced Technology, Chinese Academy of Sciences, Shenzhen, Guangdong, China, 518055; Gangyi Jiang, Faculty of Information and Engineering, Ningbo University, Ningbo, Zhejiang, China, 315211, jianggangyi@nbu.edu.cn; Sam Kwong, Department of Computer Science, City University of Hong Kong, Hong Kong, China, cssamk@cityu.edu.hk; C.C. Jay Kuo, University of Southern California, Los Angeles, California, USA, cckuo@sipi.usc.edu.

Permission to make digital or hard copies of all or part of this work for personal or classroom use is granted without fee provided that copies are not made or distributed for profit or commercial advantage and that copies bear this notice and the full citation on the first page. Copyrights for components of this work owned by others than ACM must be honored. Abstracting with credit is permitted. To copy otherwise, or republish, to post on servers or to redistribute to lists, requires prior specific permission and/or a fee. Request permissions from permissions@acm.org.

© 2022 Association for Computing Machinery.

0360-0300/2022/8-ART11 \$15.00

<https://doi.org/01.1234/1234567.1234567>

multiview and 3D videos for providing depth perception. In addition, the immersive Virtual Reality (VR) and Augmented Reality (AR) applications also is boosting and becoming more and more popular since they provide its immersive visual experiences and interactive functionality between real world and virtual contents. To provide users with genuine and realistic visual experience, these advanced video applications require much higher fidelity on spatial resolution, frame rate, number of views and spectrum, which dramatically increase the data volume to dozens or even hundreds times of the conventional 2D video. The large data amount has been bottleneck and critical challenging issue for video transmission/streaming [47], storage and computing. To tackle this problem, developing highly effective video coding algorithms to compress video data smaller becomes one of the key solutions.

The worldwide researchers and organizations have made significant contributions to video coding standards and technologies. In the past three decades, the video coding technologies and standards have been developed for four generations, where the leading standards in each generation are MPEG-1/2, H.264/Advanced Video Coding (AVC), High Efficiency Video Coding (HEVC) [77] and Versatile Video Coding (VVC) [9]. In 2003, the experts from ITU-T Video Coding Expert Group (VCEG) and ISO Moving Picture Expert Group (MPEG) established the Joint Video Team (JVT) to develop the H.264/AVC, which is one of the most successful standards that have been widely used in SD/HD video applications nowadays. Since 2013, the VCEG and MPEG gather together again and found the Joint Collaborative Team (JCT-VC) to standardize the HEVC for UHD video, which doubles the compression ratio as compared with H.264/AVC. Meanwhile, the 3D, scalable and screen content coding extensions were investigated for specific video applications. Beyond HEVC, VVC [8] was under investigation since July 2018, which targets to 8K UHD video and beyond. In China, Audio Visual Standard (AVS) workgroup was established and devoted efforts to develop coding standards since 2003, which standardized AVS-1/2/3 [106]. In the past three decades, many advanced coding technologies have been developed to improve the compression efficiency. However, the compression ratio becomes saturated. A little further improvement may require extremely high cost or complexity, which is more challenging than ever.

To compress the video more effectively, perceptual optimized video coding is one of the most promising directions, which tends to exploit visual properties of Human Vision System (HVS) and minimizes the visual redundancies in videos. This is a systematic research that not only includes image/video signal processing, but also involves video representation, and psychovisual and neurophysiological research. World-wide researchers have devoted their efforts on this perceptual video coding field. Wu *et al.* [94] presented a survey on the visual Just Noticeable Difference (JND) estimation that affected by luminance adaptation, contrast masking, pattern masking, and visual sensitivity. Lin *et al.* [52] presented an overview on Perceptual Visual Quality Metrics (PVQM), which included basic computational models for key factors of human perception, model based and signal driven PVQM models. Athar *et al.* [1] presented a survey on Image Quality Assessment (IQA) metrics for 2D images and reported their performances over different datasets. Min *et al.* [60] analyzed the characteristics of screen content from human, system, and context perspectives, and then reviewed quality assessments methods and datasets for screen content images/videos. However, these overviews focus on the perceptual models for image/video quality assessment, but video coding optimizations have not been considered. Zhang *et al.* [113] reviewed machine learning based video coding optimizations from three system requirement perspectives, including low complexity optimization, high compression ratio and visual quality. To further improve compression efficiency, Liu *et al.* [53] reviewed representative Deep Learning based Video Coding (DLVC) schemes for key coding modules, including deep intra/inter prediction, cross channel prediction, transform, in/post loop filtering, probability prediction and up/down-sampling, an so on. They utilized learning algorithm, especially deep learning tools, to promote video coding performances; however, visual

redundancies are not well considered. Yuan *et al.* [104] reviewed the recent advances on visual JND models and their applications to video coding with RDO and quantization, where recent machine learning algorithms were used to improve the JND prediction. Lee *et al.* [46] reviewed perceptual video compression from perceptual model, coding implementations and performance evaluation. Chen *et al.* [12] briefly reviewed the visual attention and visual sensitivity factors, which were used to guide perceptual quality optimizations for constrained video coding. However, these works mainly focused on H.264/AVC. The perceptual factors on UHD/HDR/WCG video and coding algorithms on recent HEVC/VVC/AVS standards have not been addressed. Also, recent learning based optimizations have not been addressed.

Therefore, an in-depth survey on recent advances of perceptual video coding is highly desirable at this time due to the following five reasons: 1) Video representation develops in the trends of providing more realistic visual contents, such as HD/UHD and 3D, visual properties are different. In-depth analyses are required to possibly extend the existing perceptual models and improve the adaptability. 2) More advanced perceptual factors and mechanism were revealed with the development of neural, brain and computer sciences. Consequently, the perceptual models and quality assessment have been significantly improved. In addition, the concept of perceptual quality has been extended to be a wider Quality-of-Experience (QoE). 3) With the advancement of machine learning and artificial intelligence, the computational perceptual models and visual quality assessment models have been significantly improved, which can be used to exploit the visual redundancies. 4) In recent coding standards, such as AVS-3 and HEVC/VVC, many novel and advanced coding algorithms have been proposed. It becomes more challenging to optimize the latest coding technologies by further exploiting the visual redundancies. 5) Learning algorithms, especially the deep learning, have been explored to enhance video coding performance, which further boost video coding optimizations [113][53]. By taking these opportunities, an in-depth review on perceptual video coding will provide helpful guidelines to exploit visual redundancies with learning techniques.

In this survey, we firstly analyze visual properties of HVS from neurophysiological perspectives, and review the perceptual models and visual quality assessment algorithms. Then, we present a systematic review on the recent advances of perceptually optimized video coding algorithms, where problem formulation, their key features, performances, advantages and disadvantages are analyzed. Thirdly, perceptual coding performance of latest coding standards were experimentally analyzed and compared. Finally, challenges and opportunities in perceptual video coding are identified.

2 PROBLEM FORMULATION AND FRAMEWORK OF PERCEPTUAL VIDEO CODING

2.1 Problem Formulation

Fig.1 shows an end-to-end chain of visual communication system, which consists of five major parts, the light and scene P , imaging system and representation (denoted as function F_R) [17], processing and communication (F_E), display system and viewing condition (F_D) and the HVS (F_{HVS}).

Dynamic scene in the 3D world (P) is firstly captured by cameras with different view angles or positions. Then, captured images are pre-processed and organized with an effective video representation, which are denoted as I , $I = F_R(P)$. This F_R converts captured lights into digital video, e.g., 8-bit depth RGB based on BT.709, called the Opto-Electronic Transfer Function (OETF) [23]. Perceptual Quantization (PQ) and the Hybrid Log-Gamma (HLG) transfer functions [23] developed to represent higher dynamic range light with 10 to 12-bit depth according to BT.2100 color space. Then, videos are encoded to bitstreams and then transmitted to client through network. At the remote client, bitstreams are decoded and reconstructed as $\hat{I} = F_E(I)$. Then, \hat{I} is displayed

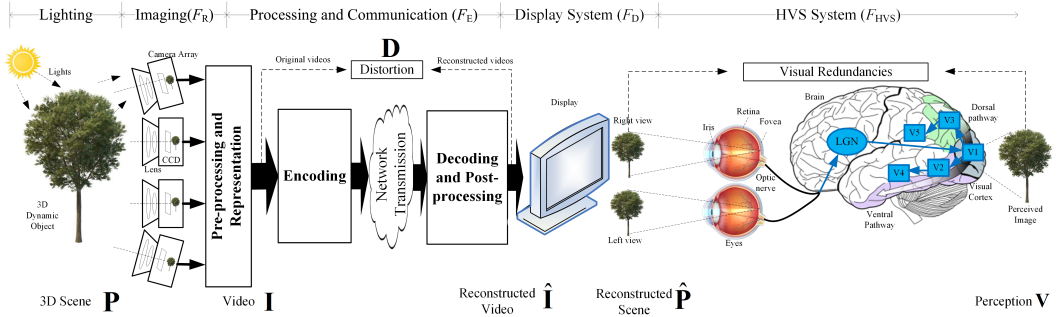


Fig. 1. End-to-end chain of visual communication system.

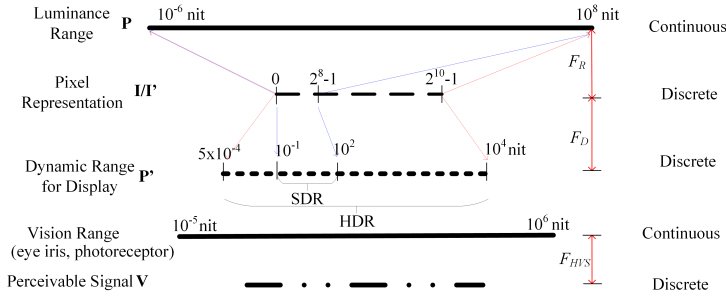


Fig. 2. Luminance dynamic range mapping of nature light, digital signal, display and HVS.

with F_D , which transfers the electronic signal back to light \hat{P} with Electro-Optical Transfer Function (EOTF). Through the display system, visual light representing images are shown to human eyes. There is a quantization or mismatch among the number of levels for scene light, pixel representation and display light, As shown in Fig.2.

In HVS F_{HVS} , visible light \hat{P} is perceived by retina through cornea and lens, and then converted to neuronal visual signal with rods and cones cells of the retina, known as photoreceptive cells. These neural impulses are transmitted to the visual cortex through optic nerve and Lateral Geniculate Nucleus (LGN), which generate the primary visual perceptual image (V). This process can be denoted as $V = F_{HVS}(\hat{P})$. Then, V goes through two functional pathways for further perception and recognition tasks, which are a ventral pathway to V3 and V5 for “Where/How” information and a dorsal pathway to V2 and V4 for “What” information. Similarly, due to the visibility limitation and properties of HVS F_{HVS} , not every distortion will be perceived by the HVS, which is visual redundancy. So there is a mismatch between the number of levels for visual signals and perceived signals, as shown in the bottom part of the Fig.2.

Conventionally, the distortion in visual communication is measured with signal difference $D = I - \hat{I}$, also called signal fidelity. However, while taking the whole system into account, the perceptual distortion (D_V) can be expressed as

$$\begin{cases} D_V = V - V_{Org} \\ V = F_{HVS}(F_D(F_E(F_R(P)))) \\ V_{Org} = F_{HVS}(F_D(F_R(P))) \end{cases}, \quad (1)$$

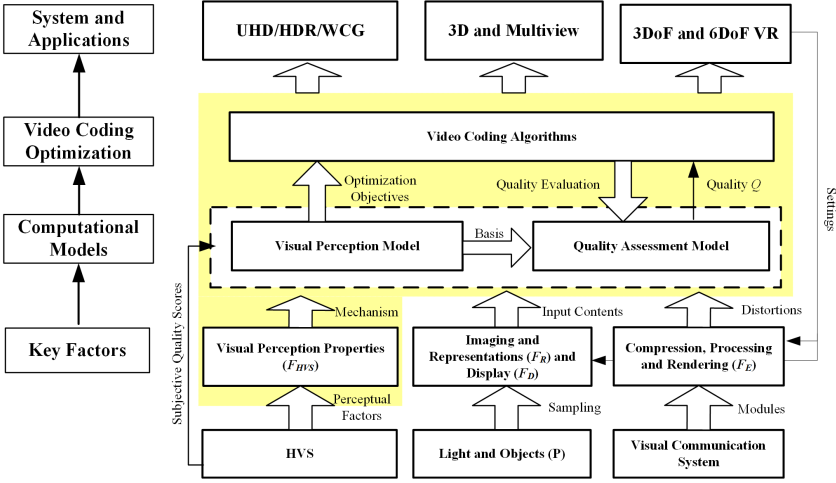


Fig. 3. Framework of the perceptually optimized video coding.

where V and V_{Org} are the perceived images with or without the coding distortion in the visual communication. It is widely acknowledged that $D \neq D_V$ due to visual redundancies [1, 52, 94] and non-linear properties in HVS. According to the Eq.1, we shall not only consider the signal processing (F_E), but also consider the imaging and representation (F_R), display (F_D) and HVS (F_{HVS}), in measuring visual distortion.

In this work, we mainly analyze the perceived distortion D_V from the compression distortion in F_E by further considering (P, F_R, F_D, F_{HVS}). Conventional error based visual metric, such as Mean-Squared-Error (MSE) and Peak Signal-to-Noise Ratio (PSNR), measures the signal difference D , which may overestimate some visual distortions. It is the visual difference D_V in Eq.1 to be taken into consideration since not every distortion can be perceived, i.e. visual redundancy. In addition, people is more interested in semantic contents, such as human face, sign and characters. Distortion that causes misunderstanding and false recognition will severely degrade QoE. Based on findings in D_V and F_{HVS} , perceptual redundancies could be exploited to optimize the video compression in F_E , which is called perceptually optimized video coding.

2.2 Framework of the Perceptually Optimized Video Coding

Generally, framework of perceptually optimized based video coding can be divided into four levels from low level features/factors to applications, which are key factors, computational perceptual models, coding optimizations and applications, as shown in Fig.3. There are four categories of key factors in the first level, including HVS properties (F_{HVS}), image representation (F_R) and display (F_D) from scene P , and visual communication system with compression, processing and rendering (F_E). In the second level, it includes visual perception model to compute perceptual factors based on the understanding of HVS, and computational quality assessment model to evaluate the visual quality. Above this level is video coding optimization to exploit the visual redundancies as one of the key optimization objectives. Then, qualities of compressed videos are evaluated by the quality assessment model. Finally, video coding algorithms are applied to video applications to reduce bit rate and enhance the visual quality.

In this paper, we review the physiological visual factors, computational perceptual models and the visual quality assessment models for videos. Then, perceptually optimized video coding algorithms

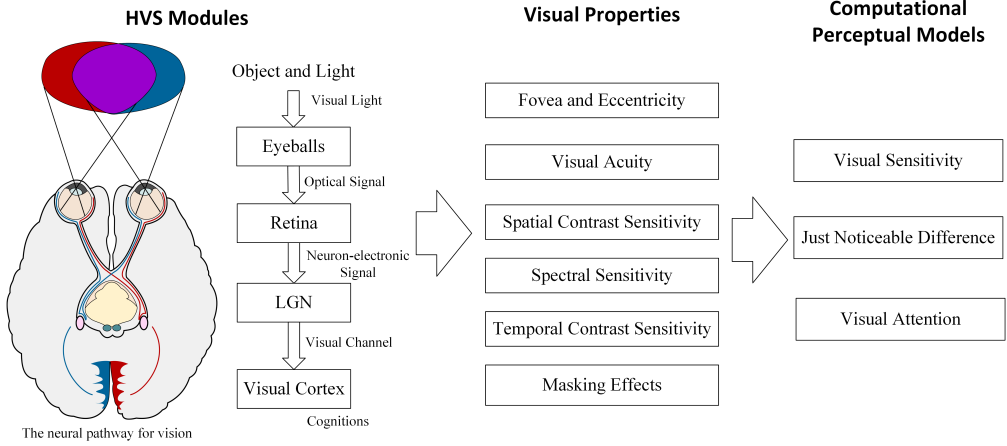


Fig. 4. The neural pathway and key perceptual factors of HVS, F_{HVS} .

will be categorized and reviewed. Moreover, perceptual coding performance of the latest standards are experimentally evaluated. Finally, challenging issues are identified and conclusions are drawn.

3 PHYSIOLOGICAL VISUAL FACTORS AND COMPUTATIONAL PERCEPTUAL MODELS OF HVS

In HVS, visual light perceived by the photoreceptors on the retina will be converted to neuron-electronic visual signal and then transmitted to LGN via nervous system. Then, these visual signals go to visual cortex for cognitions via visual channels, shown as the left column in Fig. 4. Based on the bio-mechanism of HVS, we categorize key visual properties in monocular HVS in six types, including fovea and eccentricity, angular resolution, spatial and temporal contrast sensitivity, spectral sensitivity and masking effects, as shown in the middle column of Fig. 4. Based on these visual properties, three higher-level computational models, including visual sensitivity, Just Noticeable Difference (JND) and visual attention, are reviewed. Finally, quality assessment models are reviewed.

3.1 Visual Properties and Models

3.1.1 Retinal Fovea and Visual Acuity. Field of View (FoV) of human eyes covers 200° in width and 135° in height. However, visual acuity is not evenly distributed in FoV. The fovea is the most sensitive visual area, whose radius is about 1.5 mm and only covers 1% of the retina. Since the photoreceptors and ganglion cells distributed extremely dense at fovea and the densities decrease rapidly as the eccentricity increases [75] the visual acuity progressively decreases from the fovea to the peripheral. Meanwhile, visibility threshold increases as the eccentricity increases [69]. Recently, it was found the visual acuity at the isoecentric locations was better along horizontal meridian than long the vertical [13].

The visual acuity of fovea can be modelled as $\theta = 1.22(\lambda/D)$ rad, where λ is wavelength of light and D is pupil diameter, which varies from 3 mm at day time to 9 mm at night vision. Accordingly, the visual acuity decreases from day to night, and the optimal acuity is approximately 0.0128° for $0.55\text{ }\mu\text{m}$ V-band at day time according to the Rayleigh's criterion. When we watch a 4K@3840×1920 video on a 75 inch UHDTV with 2 m distance, the acuity provided by each pixel is about 0.0104° in horizontal and 0.0139° in vertical, which closes to the optimal acuity of retinal fovea.

3.1.2 Spectral Sensitivity. There are two kinds of photoreceptors: rods and cones. The rods are the basis for scotopic vision sensing monocular luminance and shape stimuli, and the cones are the basis for photopic vision sensing color stimuli. Because the photoreceptors are selective to wavelengths and have non-linear response to lights, there exists visual sensitivities to the spectrum, i.e., luminance and chromatic sensitivities.

- **Luminance Sensitivity:** The natural luminance is continuous that ranges from 10^{-6} to 10^8 cd/m^2 , i.e., *nits*. In video system, SDR display provides 0.1 to 300 *nits* brightness with 3000 contrast ratio, while HDR provides a wider luminance range from 0.05 to 1000 *nits* with 20000 contrast ratio. Human eye can perceive a high dynamic range of luminance that changes around twelve orders of magnitude from scotopic ($10^{-5} \sim 10$ *nits*) to photopic ($10 \sim 10^6$ *nits*), as shown in Fig.2. However, it is much narrower (about 10^2) when human eyes distinguish the luminance differences at one time. HVS requires to adjust the iris, photoreceptor and neuron to adapt wide range luminance. The minimum relative brightness error that the HVS can perceive is called discrimination threshold, which depends on the viewing conditions, including image background, surround, peak and dynamic range of luminance, as well as image contents [42]. The mismatch between vision range and perceived scales motivates visibility threshold and JND in F_{HVS} .
- **Chromatic Sensitivity:** The sensitivity of human eye varies strongly for the light over wavelengths between 380 nm and 800 nm. Three kinds of cones (S,M,L-cone) are sensitive to blue (437 nm), green (533 nm) and red (564 nm) lights, respectively [74], which motivates the RGB representation of visual signal. Meanwhile, photoreceptors have a higher sensitivity in green than in the other two primary colors. Since the number of rods is 1.3×10^8 and much larger than that of cones (6.5×10^6), the HVS is less sensitive to color than luminance and scotopic vision is colorless. So, color components are usually downsampled in video representation, such as YUV422 and YUV420.

3.1.3 Spatial Contrast Sensitivity. Spatial contrast sensitivity describes the luminance discriminability between brightness and darkness regions in spatial domain. Given an image with background luminance I and a centered brightness spot with luminance $I + \Delta I$, there is a ratio defined as $K = \Delta I/I$, so called Weber ratio [81]. The minimum distinguishable contrast threshold between the spot and background is found when K is 0.02. Generally, larger K enables a stronger visual response and easier to be perceived by the HVS.

The contrast sensitivity provides a characterization of frequency response in HVS, which is a bandpass filter in very low spatial frequency and a lowpass filter in high spatial frequency [81], as shown in Fig. 5(a). It reduces at extremely low or high spatial frequency and reaches its peak around 10 *cpd*. In addition to the frequency, the spatial contrast sensitivity is affected by many other factors, including background luminance, human age, eccentricity, spectral, patterns and types of stimuli [4]. It was found that the contrast sensitivities for chromatic (blue-yellow, red-green) are low-pass filters [44] and their peaks are relatively lower than that of achromatic [61]. Generally, the spatial contrast sensitivity increases with the background luminance [5], and reduces as age and distance from eccentric [69] increase. Moreover, the sensitivity falls for test pattern whose spatial frequency is similar to the adaptation patterns and orientations, and also falls for sinewave stimuli as compared with the squarewave.

3.1.4 Temporal Contrast Sensitivity. Temporal contrast sensitivity measures the discriminability of the luminance difference over time, which relates to temporal frequency, level of contrast, patterns and so on [40]. It was found that the sensitivity increases with the level of contrast stimulus because the photoreceptors (rods and cones) may be easier to reach their perceptual threshold and critical

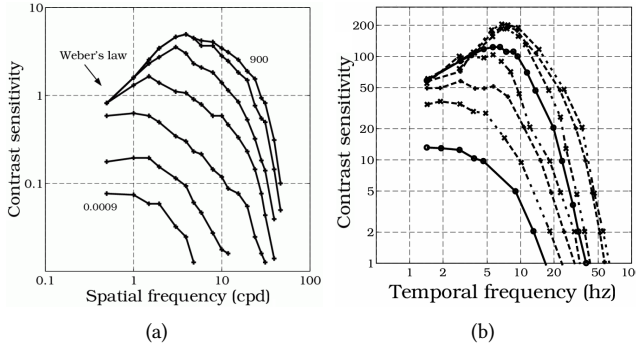


Fig. 5. Spatial and temporal CSF with luminance adaptation. (a) Spatial [81], (b) Temporal [40].

duration is shorter. The temporal contrast sensitivity is a bandpass filter and reaches its peak round 5Hz [40], as shown in Fig. 5(b), which can be modelled as an addition of two log-scaled Gaussian filters [67]. Also, it was found the complex cell in V1 and V2 is usually more sensitive in spatial and temporal contrasts as compared with simple cell [79]. The temporal contrast sensitivity is higher than the spatial contrast sensitivity [45], as shown in Fig. 5, which indicates that the temporal distortion is more perceivable.

When the temporal frequency is higher than 50Hz, the temporal sensitivity is extremely low, as shown in Fig.5(b). So, the refresh rate of a display is usually higher than 60Hz to avoid perceiving the flickering. In addition, the temporal contrast sensitivity also correlates with luminance level, which degrades when luminance is extremely bright or dark [40]. Since HDR display provides higher dynamic range of brightness, UHD HDR video requires to increase the frame rate to 60 or 120 fps so as to reduce the motion judder and improve the smoothness in motion transition.

3.1.5 Visual Masking Effects. The LGN and primary visual cortex have different visual sensitivity responses when receiving the visual neuro-electronic signals from retina over multiple channels, such as frequency, luminance, color, motion and so on, which is a bandpass filter whose peak and band vary with stimuli. Meanwhile, interferences among multiple visual stimuli will be caused due to their co-existence. When these stimuli present simultaneously, the presence of one stimulus weakens or enhances the response to other excitations, called visual masking effects. The masking effects can be categorized as Luminance Masking (LM), spatial and temporal contrast masking [42], binocular masking [35, 119] and pattern masking [93] depending on the input stimulus. The response of strongest stimuli will weaken the rest of visual responses. For example, the perceived brightness of an object depends not only on the brightness intensity of the object, but also on the surrounding background. Moreover, distortion in regular pattern regions, such as parallel lines, is easier to be perceived than those in chaos textural regions, such as grasses [32, 93].

3.2 Computational Perceptual Models

Based on these perceptual factors, many computational models were proposed to model the visual response of F_{HVS} . Three kinds of high-level computation models, including visual sensitivity, JND, and visual attention, are briefly reviewed.

3.2.1 Visual Sensitivity Models. Visual sensitivity refers to the visual response to input visual signals, which affected by many factors including spatial contrast [4, 5, 7, 32], temporal contrast [33, 45, 67], input stimuli pattern [93], brightness [44, 81], color sensitivity [61, 71], type of visual

cells, fovea and eccentricities [13], binocular masking [35] and so on. Barten's CSF [4] built the spatial CSF as an isotropic band-pass shaped function of image size, luminance level, and pupil size, where the sensitivity $S(u)$ is calculated as [4]

$$\begin{cases} S(u) = \frac{M_O(u)}{k \sqrt{\frac{2}{T} \left(\frac{1}{X_O^2} + \frac{1}{X_{max}^2} + \frac{u^2}{N_{max}^2} \right) \left(\frac{1}{\eta p E} + \frac{\Phi_0}{1 - e^{-(u/u_0)^2}} \right)}} \\ M_O(u) = e^{-2\pi^2(\sigma_0^2 + C_{ab}^2 d^2)u^2} \end{cases}, \quad (2)$$

where $M_O(u)$ is the optical Modulation Transfer Function (MTF) of eye, E is retinal luminance, d is pupil diameter, $k, p, T, \eta, \sigma_0, X_{max}, \Phi_0, C_{ab}, N_{max}$ and u_0 are parameters, whose typical values and simplified form of Eq.2 can be found in [4]. Kim *et al.* [44] modelled spatio-chromatic contrast sensitivities as low-pass functions, whose peaks increase with background luminance in HDR display. Lambrecht and Kent [45] modelled the spatial and temporal CSF in a 3D non-separable form, which took the difference between the excitatory and the inhibitory mechanism. Hu *et al.* modelled the visual sensitivity with spatial randomness [32] and temporal randomness [33]. Kim *et al.* [42] modelled the visual sensitivity by jointly exploiting temporal masking from motion vector, contrast masking from edge, luminance masking from mean pixel values in images. Furthermore, the visual sensitivity in stereo vision was modelled by considering the binocular masking in [35]. Since HVS is complicated and many visual factors are not fully understood yet, it is challenging to model F_{HVS} mathematically. Some data-driven schemes were used to explore the visual response to distortion. Bosse *et al.* [7] found that the spatial visual sensitivity to the MSE distortion in image decreases as the image texture and spatial complexity increases, and a neural network was trained to calculate the perceptual weights for each MSE distortion. Hosseini *et al.* [31] tried to synthesize a convolutional filter to mimic the falloff visual sensitivity response of HVS for image sharpness, i.e., $I_O = I * F_{HVS}$, which is approximated as an inverse generalized Gaussian distribution and implemented with MaxPol filter library.

3.2.2 JND Models. Due to the limited visual sensitivity and masking effects, not every distortion will be perceived by the HVS, and the minimum visibility threshold is denoted as JND, such as the Weber's law in CSF. There are many pixel-wise JND and sub-band domain JND models for 2D images/videos, which were derived based on the perceptual models of the spatial-temporal sensitivities, luminance adaptation and masking effects. In [2, 42], spatial CSF, temporal masking extracted from motion vectors, contrast masking from texture edges and luminance masking were jointly exploited to model JND threshold for videos. Based on the concept that random pattern region has higher spatial masking, this pattern masking effect was modelled and further incorporated in JND model [93]. More details on JND models can be referred in [1, 94]. Most of the existing JND models are perceptual model based and process the pixels or blocks as basic unit. However, HVS perceive image/video entirely rather than pixels or blocks individually, which is more complicated.

Picture and Video Wise JND (PWJND/VWJND) models were studied. Although there are 100-300 quality scales for image compression and 52 scales for video compression in H.264/HEVC, Jin and Wang *et al.* found that HVS can only distinguish 5 to 7 quality scales [36, 83] and built a PWJND dataset, called MCL_JCI, for JPEG compressed images. As shown in Fig.6, the real perceptual distortion in compressed image/video does not decrease continuously as bit rate increases, but decreases as a discrete staircase function. The jump point between two quality scales is the visibility threshold that subjects can just distinguish the difference between distorted image/video and its reference, called PWJND/VWJND, which slightly varies with image/video content, resolutions and display. To analyze the VWJND in compressed videos, Wang *et al.* [83] built a large-scale compressed video quality dataset based on JND, called VideoSet, where the first three perceptual JND points

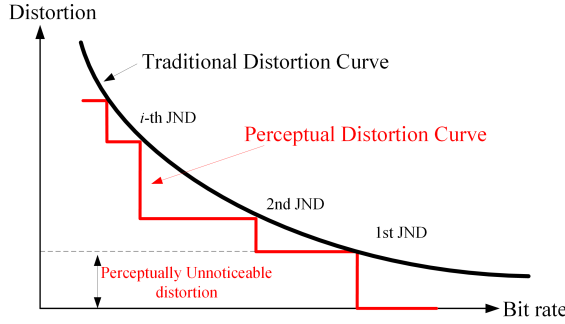


Fig. 6. PWJND and VWJND for compressed images/videos.[54, 83]

are labeled among 52 quality levels of H.264 compressed videos. It has 220 source videos with four resolutions. Liu *et al.* [54] developed a deep learning based JND model to predict the perceptual difference, where the JND prediction is modelled as a binary classification problem and then solved. Shen *et al.* [73] proposed a deep learning-based structural degradation estimation model to predict structural visibility at patch-level, and then predicted the PWJND. Fan *et al.* [21] modelled the PWJND for symmetrically and asymmetrically compressed stereo images with H.265 Intra coding and JPEG2000, where SIFT, cyclopean image quality, rivalry quality were additionally introduced for stereo, and gradient boosting decision tree was used for feature selection and fusion. Then, based on VMAF features [51] and Support Vector Regression (SVR), Zhang *et al.* [112] developed a Satisfied User Ratio (SUR) prediction for compressed videos, which indicates the ratio of subjects that cannot perceive the visual difference between the distorted video and its reference, and JND point was derived at 75% SUR. In [114], a deep learning based Video Wise Spatial-Temporal SUR (VW-STSUR) model was proposed to predict the SUR and VWJND using two-stream CNN, where spatial and temporal features are fused at score and feature levels. These PWJND/VWJND and SUR models were developed in data-driven way, and high dimensional handcrafted features or deep learning features were used to improve the JND prediction accuracy. Compared with conventional pixel-wise JND models in [94], more distortion is allowed in PWJND/VWJND due to compound masking effects in entire image/video [78]. However, large scale JND datasets are required, which are time-consuming and laborious to create. Further subjective studies and JND modelling related to human, contents and system factors will be interesting.

3.2.3 Visual Attention Models. Visual Attention (VA) or visual saliency is a high-level cognitive mechanism that drives human eyes and the retinal fovea to attentional contents for perceiving higher fidelity, which is also noted as Region-Of-Interest (ROI). Usually, HVS is more attentive to the regions with high contrast, such as luminance, texture, orientation, temporal motion and color contrasts. To mimic the decomposition happened in the visual cortex, multi-scale image decomposition was usually employed. So, these inputs were represented with multi-scale center-surround contrast of texture, optical flow or B-Y, R-G color maps [34]. At higher level, cognitive features, such as shape, sign, faces, skin, characters, draw attention. However, these high-level VA features vary from person to person due to their different knowledge backgrounds and preferences, while low level features are fundamental and more stable among people. In [109], Zhang *et al.* explored stereoscopic video saliency with deep learning, where 3D-CNN was used to extract spatio-temporal saliency feature and Convolutional Long Short-Term Memory (Conv-LSTM) was used to

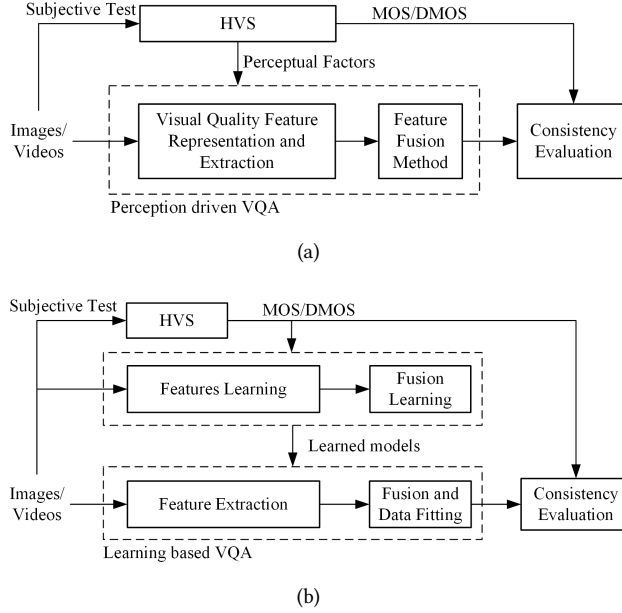


Fig. 7. Framework of the IQA/VQA computational models.(a) Perception based IQA/VQA. (b) Learning based IQA/VQA.

fuse spatio-temporal and depth attributes. More recent advances on VA models can be referred in [14, 22].

3.3 Discussions

With the advances of visual-psychological and physiological research, more perceptual mechanism and models have been revealed. Conventional visual-psychological studies usually analyzed a perceptual factor and its visual response by adjusting one stimulus and fixing the rest. However, multiple stimuli co-exist and mutually interact, such as binocular fusion and rivalry in LGN. HVS is a compound non-linear binocular vision system, which is more complicated than a simple combination of multiple models. Modeling the joint effects among multiple stimuli and binocular vision is more challenging. Thanks to the learning algorithms, especially the deep learning, that is able to discover statistical relationships in massive data. Data-driven approach to computational perceptual model is a promising direction for scenarios with sufficient labels. On the other hand, the found perceptual mechanisms, such as multi-scale and visual attention, are also able to improve the design of learning models.

4 COMPUTATIONAL MODELS FOR VISUAL QUALITY ASSESSMENT

To evaluate the perceptual quality of visual signal \hat{I} , visual quality assessment is required to model the relationship between V and \hat{I} , which is mathematically expressed as

$$V = F_{VQA}(\hat{I}), \quad (3)$$

where $F_{VQA}()$ is a relationship function defining non-reference visual quality assessment. According to Eq.1, visual quality $V = F_{HVS}(F_D(\hat{I}))$. Thus, $F_{VQA}() = F_{HVS}(F_D())$. In video coding, reference

Table 1. Key Features and Fusion Schemes of the Featured IQA/VQA Schemes for video compression.

Methods	Types	Key Features	Fusion Scheme
PSNR/PSNR-HVS [30]	IQA	MSE between reference and distorted images	/
CSPSNR [71]	IQA	MSEs of Y, Cb and Cr	weighted summation with empirical weights
HDR-VDP-2 [59]	IQA	threshold-normalized difference for each band	weighted logarithmical summation
SSIM/MSSSIM [91]	IQA	Similarity for luminance, contrast and structure	multiplication
VSI[108]	IQA	Visual saliency, contrast sensitivity and chroma saturation are used as perceptual weight	/
PWMSE[32]	IQA	Masking from spatial randomness, low-pass filtered MSE	logarithmical summation of MSE modulated with exponentially tuned randomness
SDS[111]	IQA	Divisively normalized sparse-domain similarity for luminance energy and sparse coefficient	multiplication
DeepQA[43]	IQA	CNN for visual sensitivity and fully connected layers for quality regression	
Fan[20]	IQA	One CNN to classify the distortion types and multiple CNNs to predict the quality of each distortion types	
VQM [65]	VQA	spatial information loss, spread of chroma, spatial gain, temporal impairments, local color impairments, edge shift	weighted summation with empirical weights
MOVIE [70]	VQA	Difference between spatial and temporal coefficients from Gabor filter banks	multiplication
HDR-VQM[62]	VQA	Subband error from log-Gabor filters	spatial pooling, short and long temporal error pooling
PWMSE-V[33]	VQA	Contrast sensitivity from spatial, temporal and foveated low-pass filters, spatial and temporal randomness	perceptually weighted MSE
VMAF [3]	VQA	AN-SNR,DLM,VIF,MCPD	SVR
ST-VMAF [51]	VQA	12 features from VMAF (5), T-SpEED (3) and T-VIF (4)	SVR and hysteresis temporal pooling
E-VMAF [51]	VQA	ST-VMAF, VMAF	ensembled with SVM, hysteresis pooling over time
DeepVQA[92]	VQA	CNN extracts spatiotemporal sensitivity and CNAN pools qualities in temporal	
C3DVQA[98]	VQA	CNN extracts spatial features and 3D CNN extracts spatiotemporal features, regression layers to predict quality	

signal I is usually available and the visual distortion D_V caused by the signal distortion D really matters. So, quality assessment with reference I is

$$D_V = F_{VQA}(D). \quad (4)$$

where D_V is the visual quality degradation obtained through subjective experiments, signal distortion $D = I - \hat{I}$. Based on whether the temporal information is exploited or not, the full-reference visual quality assessment is categorized as IQA and Video Quality Assessment (VQA) models.

4.1 IQA Models

PSNR and MSE measure image quality with the mean squared difference between source and distorted images, i.e., D_V is approximated with D , which has been widely used in video coding due to its simplicity. However, PSNR only measures the signal distortion and cannot truly reflect the perceptual quality of HVS since it has not considered the visual properties. To handle this problem, developing a evaluator to qualitatively measure the perceptual quality of visual contents has been a key topic for image and video signal processing. A large number of IQAs have been proposed in the past few decades.

The spatial artifacts from compression may include blocking, blurring, ringing, color bleeding and so on. Based on the PSNR, an extension of PSNR named PSNR-HVS [30] was developed by weighted summation of three PSNRs, which were error sensitivity from RGB channels, structural distortion from mean, max and min values, and edge distortion from edge, texture and flat regions. For compressed color images, Shang *et al.* [71] proposed a color-sensitivity-based combined PSNR (CSPSNR) and the MSEs of Y, Cb and Cr components were weighted combined with weights 0.695, 0.130 and 0.175 from subjective test, which shows better consistency than the empirical 6:1:1 combination in PSNR [76] and 4:1:1 combination in MSE in the HEVC reference software. Moreover, the distortion for each band was normalized with threshold and algorithmically summed for higher-bit-depth HDR images in [59]. Since the HVS is more sensitive to structural information, SSIM [90] and its variants, such as Gradient based SSIM (GSSIM), Multi-scale SSIM (MS-SSIM) [91], have been developed by measuring the contrast similarity via the mean and variance changes

between the reference and distorted images. Zhang *et al.* [108] proposed a Visual Saliency-Induced (VSI) Index for IQA, where visual saliency, contrast sensitivity and chroma saturation features were exploited and multiplicatively fused. Hu *et al.* [32] found that the HVS is more sensitive to the distortion in regions with regular pattern and there is a large masking effect for the disordered textural regions. They proposed a perceptually weighted MSE for IQA, which exploited the spatial masking effect of an image. There are many classical IQA metrics that exploit the visual factors mentioned in Section 3. Their general framework includes feature representation to extract effective visual features and fusion model to fit the quality score, as shown in Fig.7(a), where perceptual factors of HVS are basis and MOS/DMOS scores from subjective tests are used as ground truth data for model fitting.

To improve IQA models, learning algorithms have been exploited to discover the statistical knowledge in massive data. Fig.7(b) shows the framework of learning based IQAs. To improve the quality feature representation, Zhang *et al.* [111] developed a Sparse-Domain Similarity (SDS) index, where sparse representation was used to learn more effectively quality feature extraction. Meanwhile, Divisive Normalization Transform (DNT) was used to remove statistical and perceptual redundancies. Due to the powerful capability of deep neural networks in mining knowledge from data and solving prediction problems, Kim *et al.* [43] proposed a Convolutional Neural Networks (CNN) based full-reference IQA model based on data distribution information of database without any prior knowledge of the HVS. Fan *et al.* [20] utilized multi-expert CNNs to classify the distortion types and predicted the quality of each distortion type. However, large dataset with quality labels was required to train the deep CNN. Also, these metrics are IQAs, where temporal information was not considered if they were applied to assess video quality.

4.2 VQA Models

In addition to the spatial artifacts, the temporal artifacts, such as flickering, jerkiness and floating, may also be introduced in compression, which shall be considered in VQA. VQM and MOVIE are two classical VQAs. In VQM [65], seven key features, including the spatial information loss, spread of chroma, spatial gain, temporal impairments, and local color impairments and edge shift, were calculated and fused with empirically weighted summation. In MOVIE [70], reference and distorted videos were decomposed with multiple Gabor filters and the quality degradation was measured with the Gabor coefficient differences in spatiotemporal domain. Finally, the spatiotemporal qualities were multiplicatively fused. In [62], log-Gabor filters were used to extract quality features of sub-band distortion in HDR videos. In [33], a perceptually weighted MSE metric is developed by considering the contrast sensitivity, visual attention and masking effects. The contrast sensitivity model was developed based on low-pass filter and visual attention, and spatial and temporal randomness of the video content was used to exploit the masking effect. Li *et al.* [51] proposed a practical perceptual VQA for video streaming, named Video Multi-Method Assessment Fusion (VMAF). It predicted the quality score by fusing four existing metrics with SVM learning, including Anti-noise SNR (AN-SNR), Detail Loss Measure (DLM), Visual Information Fidelity (VIF), Mean Co-Located Pixel Difference (MCPD). However, VMAF uses the average frame difference as temporal features, which is actually more related to video content than the temporal distortion. To handle this problem, Bampis *et al.* [3] proposed a Spatio-Temporal VMAF (ST-VMAF) to further exploit the temporal distortion measurement by considering temporal masking. It modelled the bandpass-filtered maps of frames differences and used the entropy differences to predict video quality. In addition, an Ensemble VMAF (E-MAF) scheme was proposed by aggregating the conventional VMAF [51] and the enhanced spatiotemporal VMAF. Kim *et al.* [92] predicted the spatio-temporal visual perception via a CNN and pooled temporally with a Convolutional Neural Aggregation Network (CNAN) for each frame. Xu *et al.* [98] proposed a 3D CNN based VQA model, which

consists of two-stream 2D convolutional layers to learn spatial features from distorted and residual frames, 3D convolutional layers to learn spatiotemporal features and regression layers to predict the quality.

4.3 Discussions on Quality Assessment

Although the VQA is an open problem investigated for many years, there are still many challenging issues and unsolved problems. Firstly, many VQA models were developed based on some visual properties and characteristics in specific applications. Although SSIM and VMAF are two metrics that often used in measuring quality of compressed video, there is still no perceptual visual quality model that is commonly recognized and widely used as PSNR.

Secondly, the visual quality database shall be built based on the subjective test under a controllable environment, and it is very laborious to score large amount of distorted visual contents with dozens of human subjects. Thus, the available datasets are with small scale. As they cannot be fused to form a large one, it causes different properties of the datasets and inconsistencies in evaluating the existing VQA models. A large dataset for compression distortions is highly demanded.

Thirdly, most of previous VQAs were motivated from modelling the perceptual factors, noted as perception based VQA schemes, such as SSIM and MOVIE, as shown in Fig. 7(a). However, effective feature extraction and feature fusion are the keys to the accuracy. Recently, many learning based VQA schemes were developed as the learning schemes were applied to improve the features extraction and fusion models, as shown in Fig. 7(b). Since it is challenging to extract effective features for IQA, learning based representation, such as sparse representation [111, 117], Singular Vector Decomposition (SVD) and tucker decomposition, were used to represent quality features more effectively. In addition, end-to-end deep IQA/VQA [20, 43, 92, 98] is able to learn the features and fusion scheme simultaneously. However, the key issue is that it requires a large amount of labeled subjective quality data, which is laborious and expensive to be collected. In fact, the psycho-visual properties of HVS in Section 3 can be exploited to design the deep models.

Finally, perceptual V is actually affected by factors F_{HVS} , F_D , F_E , F_R and P according to Eq. 1. Thus, the derived VQA models is a conditional function of F_D , F_E , F_R and P . It is important to improve the adaptability of models and transfer the models from one condition to another.

5 PERCEPTUAL VIDEO CODING OPTIMIZATION

The video coding objective is to maximize the visual quality at given bit rate. The optimization objective is formulated as

$$\max(V), s.t. R \leq R_T, \quad (5)$$

where the V is the perceived visual quality, R and R_T are the bit rate and target bit rate. Suppose the original visual signal I is the optimal and has the highest visual quality. The coding optimization problem in Eq. 5 is equivalent to minimize the visual distortion at given bit rate, which can be presented as

$$\min(D_V), s.t. R \leq R_T, \quad (6)$$

where the D_V is visual quality degradation defined in Eq. 1. However, in current video coding standards, the distortion D_V is mainly measured with MSE/PSNR, i.e., $D_V \approx D$, which cannot truly reflect the perceived visual quality.

5.1 Perception Guided Bit Allocation and Rate Control

Video transmission is to transmit bitstream under the conditions of limited bandwidth and transmission delay to ensure the playback quality of video services, which has two key objectives. One is to accurately control the amount of encoded bit to a target bitrate of network to avoid buffering. The

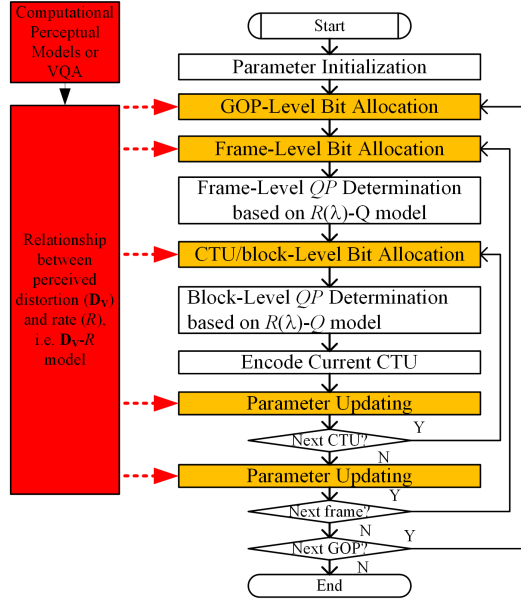


Fig. 8. Flowchart of the perceptually optimized bit allocation and rate control.

other is to maximize the visual quality of video services at given bit rate, which requires reasonable bit allocation. The optimization problem can be formulated as

$$\{QP_i^*\} = \arg \min_{\{QP_i\}} \sum_{i=1}^n (\hat{D}_V(QP_i)), s.t. \sum_{i=1}^n R_i \leq R_T, \quad (7)$$

where QP_i and R_i are quantization parameter and bit rate for unit i , n is the number of coding units, $\hat{D}_V(QP_i)$ is the visual quality degradation at QP_i .

The existing perception guided bit allocation algorithms can be divided into two types: quality metric-based and perceptual factor-based. In the quality metric-based category, Gao *et al.* [25] proposed a SSIM-based game theory approach for rate-distortion optimized intra frame CTU-level bit allocation, where the MSE is replaced with $\frac{1}{SSIM}$ in measuring the visual distortion \hat{D}_V , i.e., $\hat{D}_V = D_{SSIM} = \frac{1}{SSIM}$. Then, SSIM-QP relationship was studied for bit allocation. However, the original video encoder was implemented with the target of optimizing MSE/Mean Absolute Difference (MAD), it is complicated to implement all the optimization criteria to be SSIM. To handle this problem, Zhou *et al.* [120] extended the divisive normalized SSIM-based RD model [89] from DCT-domain, and the relationship between SSIM and MSE is built as $D_{SSIM} = \frac{D_{MSE}}{S^2}$, where S^2 is a ratio of DCT energies between the current block and entire frame. Such that the optimizing SSIM can be approximately achieved by using MSE as $\hat{D}_V = D_{SSIM} = \frac{D_{MSE}}{S^2}$, which was then applied to the CTU-level rate control and global QP determination. Li *et al.* [50] proposed a more accurate relationship between SSIM and MSE as $D_{SSIM} = \alpha \Theta D_{MSE} + \beta$, where α and β are linear model parameter updated every blocks, Θ relates to the texture variance of image contents. This linear relation achieves an average correlation coefficients of 0.99 and 0.94, respectively for All Intra (AI) and Low Delay (LD) configurations. More accurate relation between SSIM and MSE lead better consistency between optimization objective and codec implementation. Consequently, $D_{SSIM} - \lambda$ and $D_{SSIM} - QP$ models were derived for bit allocation and rate control objectives, which achieved

an average Bjontegaard Delta Bit Rate (BDBR) gain of 4.4% for bit allocation and 11.2% as combined with RDO.

In addition to SSIM, Xu *et al.* [97] proposed a novel video quality index based on the principle of free energy, which was then used in video coding to allocate more bits to quality sensitive regions. Motivated by the PWMSE metric [32], Liu *et al.* [55] applied PWMSE as the visual objective ($\hat{D}_V = D_{PWMSE}$) and proposed a perceptual CTU level bit allocation algorithm for HEVC intra coding, thereby minimizing the perceptual distortion of each CTU under a given bit rate constraint. It achieves 6.27% bit rate reduction and 0.38 dB Bjontegaard Delta Perceptually Weighted Peak Signal to Noise Ratio (BD-PWPSNR) gain on average. Gao *et al.* [24] proposed rate control scheme to maintain consistent image quality among adjacent frames, where PSNR variations among frames was used as an additional key objective in \hat{D}_V . In these schemes, more visually plausible quality metrics, such as SSIM, PWMSE, or PSNR variation, were directly used to replace the MSE in the bit allocation objective. There are two key problems to be solved. One is the accuracy of the used visual quality metric, i.e., \hat{D}_V is approximately measured with IQA, and the other is approximation accuracy between IQA and MSE for easy codec implementation. However, the two approximations lead to accuracy degradation and loss of generality. Meanwhile, these quality metrics are IQAs and it will be more complicated if using the VQAs.

In the other category, perceptual factors were used to exploit the visual redundancies in video compression, which are regarded as indirect approaches. Since HVS is more sensitive to textural regions, Wang *et al.* [85] proposed a Gradient Magnitude Similarity Deviation (GMSD) based intra frame rate control scheme, where GMSD and texture complexity were considered to establish a more accurate gradient-based R - λ (GRL) model. In [100], spatial and temporal sensing characteristics were analyzed and used to allocate more bits to more sensitive regions. Wang *et al.* [84] proposed a masking effect based perceptual model by considering texture complexity and motion information, which was then used to allocate fewer bits at CTU-level to masking regions where distortion is less sensitive. Chao *et al.* [11] proposed a local JND model by considering contrast sensitivity, transparent masking, temporal masking, residual correlation adjustment and quantization distortion. Then, QP was gradually increased to allocate less bits when the visual distortion was within the JND threshold. In this category, these approaches did not specify VQA metric. Instead, more fundamental properties, such as visual sensitivity, JND or visual attention, were exploited to the generality since they are common features in visual perception. However, the disadvantage is that the gain is not maximized at given VQA. Moreover, inaccurate computational perceptual model and indirect objective may degrade the gains from visual redundancies removal.

Figure 8 shows the flowchart of perceptually optimized bit allocation, which includes visual perception models and enhanced bit allocation. Different from the pixel-by-pixel difference MSE, visual perception models, such as SSIM, ROI, JND and visual sensitivity, indicates the relative visual importance of a Group-of-Picture (GOP), frame or region of video. So, a relationship between perceptual distortion and rate (D_V - R) shall be established, which is then used to guide the GOP/frame/CTU level bit allocation algorithm by assigning more bits to sensitive regions. Then, based on the bits rate R , quantization parameter QP is determined based on the R - Q or R - λ - Q models. Finally, parameters of the relationship models will be updated based on the visual perception properties. Consequently, the overall visual quality is improved with the target amount of bits. The advantage of these works is that the number of bits can be more reasonably allocated with the guidance of visual perception models. However, there are some aspects to be further improved: 1) visual properties are compound effects from many different visual parts of HVS, which is a complicated non-linear system. A computational visual perception model usually models one or two key visual properties. Not all visual properties are considered, which cannot fully exploit

Table 2. Perceptual RDO Schemes.

Author/Year	Visual Features	Codec	VQA	BDBR(Q)[%]			Time [%]
				AI	LD	RA	
Wang'12 [87]	MSE is replaced with 1-SSIM	H.264/JM15.1	SSIM	/	-16.28	-7.74	6.18
Yeo'13 [103]	Approximated SSIM with D_{MSE}/σ^2	H.264/JM17.2	SSIM	-8.1	-9.8	-14.0	1
			PSNR	3.9	6.8	6.0	
Wang'13 [88]	Masking effect, SSIM-based divisive normalization	H.264/JM15.1	SSIM	/	-15.8	/	/
Wang'19 [86]	Weighted combination of SSE and 1-SSIM	HEVC/HM16.14	SSIM	/	-4.65	/	/
			PSNR	/	3.27	/	
Wu'20 [95]	MSE is replaced with the PWMSE considering spatial and temporal masking effects	HEVC/HM16.0	PWMSE	/	-14.92*	-27.12*	/
			MOS	/	-17.55	/	
Luo'21 [58]	Built a linear relationship between VMAF difference and MSE difference with pre-analysis, block-level Lagrangian multiplier is adjusted based on the correlation	HEVC/HM16.20	VMAF	/	-3.61	-2.67	/
			PSNR	/	4.72	3.60	
			SSIM	/	3.66	2.06	
		VVC/VTM10.0	VMAF	/	-1.92	-1.20	/
Jung'15 [39]	Free-energy based JND (FEJND)	H.264/JM17.2	PSNR	/	/	-8.46	/
Bae'16 [2]	DCT domain JND directed suppression for SSE	HEVC/HM11.0	MOS	/	-12.10	-9.90	/
Rouis'18 [68]	Temporal correction, spectral saliency and visual stationary tuned the Lagrangian Multiplier	HEVC/HM16.12	PWMSE	/	-6.14	-4.41	3 to 5
			SSIM	/	-6.95	-9.86	
Cui'21 [16]	JND of UHD/HDR based on saliency, CSF, LM and GDE	HEVC/HM16.20	DMOS	/	-35.93	-24.93	19.26
Liu'18 [56]	binocular combination distortion from left and right view	MV-HEVC	Bino-PSNR	/	/	-5.93	1.0
Zhang'16 [116]	Flickering distortion in 3D synthesized video	3DVC/3D-HTM	SVQM	/	/	-15.27	/
			SIAT-VQA	/	/	-14.58	

* BDBR(Q) subjects to quality degradation.

the visual redundancies. 2) Although the perception models can be used to allocate bit, the block matching in predictive coding and RDO still uses MSE based distortion term, which does not truly reflect the visual perception in HVS. 3) The quality assessment metrics evaluating may not be consistent with each other. 4) HVS is a complicated non-linear system and some visual models are non-derivative, such as JND. In this case, the objective RD cost functions are non-convex and cannot be solved with convex optimization.

5.2 Perceptual Rate Distortion Optimization (PRDO)

Mainstream video coding is a hybrid framework, which includes predictive coding, transform coding, entropy coding and filtering/enhancement processing. Excluding the entropy coding, Rate-Distortion Optimization (RDO) [77] is the key criteria to select the optimal mode or parameter among a large candidate set so as to minimize the distortion D subject to given bit rate. RDO has been used in many coding modules such as variable-size CU/PU modes in the predictive coding, angular intra modes in intra prediction, variable TU sizes and transform kernels (e.g., DST and DCT kernels) in transform coding, parameters in in-loop filter. Traditionally, the distortion D is measured by MSE or MAD. Since the ultimate objective of video coding is to minimize visual distortion D_V at given bit rate according to Eq. 6, in PRDO, the optimal parameter α^* is selected by minimizing a perceptual RD cost $J(B, \hat{B})$, which can be presented as

$$\begin{cases} \alpha^* = \min_{\alpha \in A} J(B, \hat{B}(\alpha)) \\ J(B, \hat{B}(\alpha)) = D_V(B, \hat{B}(\alpha)) + \lambda R \end{cases}, \quad (8)$$

where B is a reference block, and \hat{B} is a reconstructed block, and α is a mode or parameter from set A ; D_V is the visual distortion between the reference B and reconstructed \hat{B} blocks, R is the coding bit rate for the current block, which includes the bits for residual, mode and parameters, λ is a Lagrangian multiplier adjusting the relative importance of distortion and rate, which can be derived by $\frac{\partial D_V}{\partial R}$ in convex problem. The perceptual quality models [50, 86–88, 95, 103] and perceptual factors [2, 39, 56, 68, 116] have been investigated to improve the PRDO in Eq.8.

Table 2 shows the visual features and coding gains of the featured PRDO schemes. To improve the RDO with perceptual quality models, Wang *et al.* [87] proposed SSIM-motivated RDO for block mode decision in video coding, where the distortion MSE term in the cost function was replaced with 1-SSIM, i.e., $D_V = 1 - D_{SSIM}$. Then, frame level Lagrangian multiplier adaptation was developed based on reduced-reference SSIM estimation since the whole distorted frame is not available at the coding process. Meanwhile, macroblock level Lagrangian multiplier adaptation was developed by considering moving content and motion perception. Yeo *et al.* [103] approximated the SSIM difference between the reference and reconstructed blocks as the MSE of the two blocks divided by the variance of the current block (σ^2), i.e., D_{MSE}/σ^2 . Then, RD cost function was modified to be SSIM based RDO by adapting the Lagrangian multiplier with a weight of variance, i.e., the local source variance statistic normalized by the geometric mean of the same statistic computed over the entire frame. Meanwhile, QP adaption was used for each MB. In [88], based on DCT domain SSIM index, DCT coefficients were divisively normalized to a perceptually uniform space, which determined the relative perceptual importance of each MB by exploiting the masking effect of HVS. Then, the distortion in RDO was measured with the MSE between the normalized DCT coefficients. These works were proposed for H.264/AVC. Similarly, approximated $D_{SSIM}-D_{MSE}$ models in [25, 50, 120] can also be applicable to the PRDO. In [86], input video was divided into two classes, i.e., simple/regular texture regions (more sensitive) and complex texture regions (less sensitive), based on the free-energy principle. Then, a weighted combination of fidelity (D_{SSE}) and perceptual distortion ($1 - D_{SSIM}$), i.e., $D_V = \omega(1 - D_{SSIM}) + D_{MSE}$, was used as the final distortion metric in the PRDO, where larger weight ω was given to the perceptual distortion for sensitive regions with simple/regular texture. Similarly, in [95], PWMSE-V [33] that considered spatial and temporal masking modulation was applied to the distortion term in RDO, and Lagrangian multiplier adaptation was derived accordingly. In [58], Luo *et al.* built a linear relationship between block-level VMAF degradation and MSE difference in multi-pass pre-coding, which derived a block-level Lagrangian multiplier adaptation. However, when measured with VMAF, only 3.61% and 2.67% BDBR gains were achieved for LD and Random Access (RA) settings, respectively. Meanwhile, BDBR loss was caused if measured with PSNR and SSIM.

The second category is to improve the RDO by exploiting the perceptual factors, such as JND and masking effects. Jung *et al.* [39] proposed a Free-Energy based JND (FEJND) model to identify the disorderliness of video content, which was applied to adjust the Lagrangian multiplier and quantization parameter values in RDO process. Bae *et al.* [2] proposed a generalized JND (GJND) model in the DCT domain by bridging the gap between 8×8 DCT transform in JND calculation and variable transform kernel size in video coding. The GJND adapts to transformed coefficients from different DCT kernel sizes. Then, JND directed suppression is applied in MSE and rate calculation in RD cost function given different quantization parameter QP in video coding. It was reported that gains were mainly achieved when QP was small. Rouis *et al.* [68] adjusted the CTU-level Lagrangian multiplier in the RDO by considering the temporal correlation, visual stationary and spectral saliency, which reflects different perceptual importance of each CTU. Similarly, Cui *et al.* [16] built a JND model for UHD and HDR video based on saliency, CSF, LM effect, and Gaussian Differential Entropy (GDE), which was incorporated in a weighting factor to adjust the Lagrangian multiplier in RDO. Liu *et al.* [56] developed a binocular combination distortion by binocularly weighting the distortion from left and right views based on the stereoscopic visual perception of two eyes in HVS. Then, this binocular combination-oriented distortion was applied to 3D RDO with Lagrangian multiplier adjustment for encoding the right view in symmetric and asymmetric stereoscopic video coding. Zhang *et al.* [116] proposed a full reference synthesized video quality metric (SVQM) to measure the perceptual quality of the synthesized video. Then, the synthesized

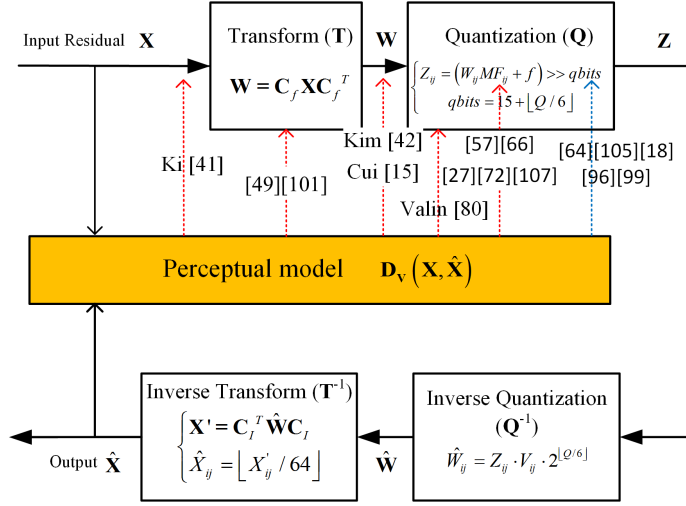


Fig. 9. Framework of perceptually optimized transform and quantization.

video distortion and depth distortion were combined as the distortion term in 3D RDO for depth coding with the target of minimizing the perceptual distortion of synthesized view at given bit rate.

The general workflow of the perceptual RDO is adding the perceptual quality metric or visual properties, such as JND [2, 39], masking effect [16] and saliency [68], to the distortion term of the RD cost function, then, Lagrangian multiplier is adjusted correspondingly based on the perceptual distortion analysis. For some methods, such as [68, 86], the quantization parameter is adjusted accordingly to allocate the bit rate more reasonably. By using this perceptual RDO criteria, smaller partitioning, refined block modes or motion parameters were allocated to perceptually significant regions, and coarse modes or partitions will be used for the perceptually insensitive regions. However, since the HVS is so complex and not fully understood, it is challenging to build an accurate perceptual model and the current available models are usually proposed by exploiting one or several properties of the HVS. On the other hand, since the HVS is non-linear, the perceptual RDO is not meant to be convex when the perceptual model is applied. In addition, the perceptual quality model is usually generated with coarse-grain, e.g., five scales for all distortion levels, and usually not specified for compression distortion. However, a fine-grain compression distortion measurement is required in codec. Finally, the conventional encoder is a complex system consists of hundreds of coding algorithms designed based on MSE. When the objective function is changed, there are too many coding modules to be modified accordingly so as to maximize the coding performance, which requires very large working load. In fact, one shortcut way is establishing a relationship between the perceptual metric and the conventional MSE, such as [56, 58, 95, 116], then, modifications are made to Lagrangian multiplier in practical implementation. However, this approximation may cause inaccuracy and coding performance degradation.

5.3 Perceptually Optimized Transform and Quantization

Let X be the input, A and A_{inv} be the kernels for forward and inverse transform, Q be the quantization matrix. The transform and quantization and their inverse operations can be presented

Table 3. Visual Perception Guided Transform and Quantization.

Works	Visual Features	Codec	VQA,Q	BDBR(Q)[%]		Time[%]	
				LD	RA	LD	RA
Papa'17 [64]	Textural masking and fovea to adjust QP	HEVC/HM16.2	MOS	/	-9.00	/	/
Xiang'14 [96]	Adding a QP offset based on block-level JND	AVS baseline	MS-SSIM	/	-24.50 [*]	/	/
Yan'20 [99]	Adding a CTU level QP offset based on the spatial and temporal masking effects	AVS-P2/RD17.0	SSIM	-8.60	/	/	/
Kim'15 [42]	Transform domain JND considering masking effects	HEVC/HM11.0	MS-SSIM	-16.10	-11.11	11.25	22.78
Cui'19 [15]	Transform coefficients are suppressed with the JND	HEVC/HM 16.9	MOS	-32.98	-28.61	12.94	22.45
Ki'17 [41]	learning-based JNQD models for preprocessing	HEVC/HM16.17	DMOS	-10.38	-24.91	34.65	/
Zhang'17 [107]	Exploit spatial contrast sensitivity in quantization matrix	H.264/Wyner-Ziv	MOS	-11.96 / -9.92 [#]	/	/	/
Luo'13 [57]	Adjust quantization matrices by reflecting JND values	H.264/JM14.2	MOS	/	-28.32	/	/
Prang'16 [66]	Quantization matrix considering CSF of HD/UHD display	SHVC/SHM9.0	PSNR	-2.50	-3.00	-0.75	
Gros'20 [27]	Develop variable-size quantization matrices by considering the CSF of 4K UHD HDR videos	X265	SSIMPlus	-11.30	/	/	/
			PSNR _{YUV}	-2.40	/	/	/
Shang'19 [72]	Quantization matrices based on CSF of RGB videos	HEVC/HM16.0	PSNR _{GBR}	-20.51	/	/	/
Valin'15 [80]	Luminance contrast masking used in vector quantization	Daala Codec	SSIM	-13.70	/	/	/

^{*} BDBR(Q) subjects to quality degradation.

[#] benchmark is a distributed coding scheme.

as

$$\begin{cases} Y = A \times X \\ Z = Y ./ (Q \times q_s) \\ \hat{Y} = Z \times Q \times q_s \\ \hat{X} = A_{inv} \times \hat{Y} \end{cases}, \quad (9)$$

where $./$ and \times are element-wise division and multiplication, respectively. \hat{X} and \hat{Y} are reconstructed X and Y , Z is a matrix of transformed coefficients input to entropy coding, Q is a quantization matrix, and q_s is a scalar quantization step. However, the reconstructed coefficients after inverse quantization are no longer the same as the input ones $\hat{X} \neq X$, i.e., lossy coding. While using larger quantization parameter, more coding bits can be saved, i.e., higher compression ratio, but more quality degradation will be caused at the meantime, as shown in Fig. 9. Perceptually optimized transform and quantization are to minimize the perceptual loss at given bit rate, where the problem can be formulated as

$$\begin{cases} \{A^*, A_{inv}^*, Q^*\} = \arg \min_{\{A, A_{inv}, Q\}} \sum_{i=1}^n (\hat{D}_V(X_i, \hat{X}_i)) \\ \sum_{i=1}^n R(Z_i) \leq R_T \end{cases}, \quad (10)$$

where X_i , \hat{X}_i and Z_i are X , \hat{X} and Z of coding unit i , $\hat{D}_V(\cdot)$ is a visual quality measurement, $R(\cdot)$ counts the coding bits. Framework perceptually optimized transform and quantization, and related works are shown in Fig.9.

Transform coding is to transform the input residue from predictive coding to de-correlate or compact energy of coefficients, which can be regarded as a dimension reduction. Usually, the input and the reconstructed signals from transform and inverse transform are lossless, such as wavelet transform, DCT, and KLT. DCT or its variants (ICT, DCT type II, DST) have been widely used in the latest coding standards, which transformed input residue from spatial to frequency domain. From the ICT of H.264/AVC, HEVC and VVC, the transform is divided into two parts, the orthogonal transform ($W = C_f X C_f^T$) and scaling ($\otimes E$). The scaling operation ($\otimes E$) is incorporated in quantization to replace the multiplications with additions and shifts for low complexity. So, $Y = W \otimes E$. Multi-directional transform exploited the directional information of angular intra prediction for higher energy compaction. Saab transform [49] learned transform kernels by exploiting the properties of intra predicted residual data, while deep learning-based transform [101] took advantage of the

non-linear representation ability of CNN to improve the energy compaction. In summary, the current researches mainly focused on developing transform kernels to improve the capability of energy compaction or de-correlation. Since transform and inverse transform are lossless, perceptual distortion is scarcely concerned. In fact, since transform is followed by lossy quantization, lossy transform will be acceptable.

In terms of perceptual quantization, in JPEG and MPEG-1/2, non-uniform quantization was developed to give high frequency AC coefficients with larger quantization intervals and give DC and low frequency AC coefficients with smaller quantization intervals, because HVS has a low pass masking effect that is more sensitive to low frequency distortions than the high frequency ones. In H.264/AVC, HEVC and VVC, uniform quantization were adopted and meanwhile perceptual quantization matrix/table [9, 77] was developed to give smaller quantization interval to sensitive coefficients. In [64], Papadopoulos *et al.* adjusted the QP in quantization to assign bits for each MB to reflect relative importance of each MB. Similarly, Zhang *et al.* [105] established the relationship between the masking features of the spatiotemporal domain and the quantization parameters, then, selected the local QP perceptually according to the characteristics of the video content. In PROVISION project [18], the areas prone to contouring were identified, where lower QPs were assigned to prevent contouring artifacts.

Since not every distortion can be perceived by HVS, the visibility threshold between perceivable and non-perceivable distortion is regarded as JND and could be exploited. Table 3 depicts featured perceptually optimized quantization schemes and their performances. Based on the JND suppression, QP was enlarged to encode the residue if the distortion was within the JND range [96], which improved the compression ratio while maintaining the same visual quality. Meanwhile, spatial and temporal masking effects [96, 99] were jointly considered in JND modelling and QP adaptation. Kim *et al.* [42] proposed a novel transform domain JND and applied it to transform, quantization and RDO to exploit visual redundancies from JND. Firstly, different JND scaling factors were developed to scale JND for variable-size transform and quantization. Then, transform coefficients were suppressed with scaled JND by subtracting the scaled JND value from the residual value. Finally, the distortion in RDO cost function for PU and TU mode decision was compensated by the JND-suppression, which was done by subtraction operation between transform coefficients and JND values. JND driven Rate-Distortion Optimized Quantization (RDOQ) accounting for the noticeable distortion was also investigated for mode decision in [15, 18]. Furthermore, Cui *et al.* [15] exploited spatial JND characteristics of the HDR video considering contrast sensitivity, luminance adaptation and saliency, which then suppressed the transformed coefficients if the residue is smaller than the JND. Ki *et al.* [41] proposed learning-based Just-Noticeable-Quantization-Distortion (JNQD) models, LR-JNQD and CNN-JNQD, for perceptual video coding, which were able to adjust JND levels according to quantization steps for preprocessing the input to video encoders. In these JND based perceptual coding schemes, more gains (up to 50%) were achieved at high bit rate (low QP) since compression distortion is less perceivable when using small QP and more visual redundancies can be exploited as compared with that of low bit rate.

The QP determined the quantization at block or frame level. To exploit the visual redundancies inner a block, a number of perceptually optimized quantization matrices were proposed. Based on the spatial contrast sensitivity and transform domain correlation noise, Zhang *et al.* [107] proposed a perceptually optimized Adaptive Quantization Matrix (AQM), which was learned online from key frames and applied to Wyner-Ziv frames in Wyner-Ziv coding. In [57], the element values of the quantization matrices for 4×4 and 8×8 transforms were adjusted by reflecting JND values, then, the transform coefficient levels were suppressed by the JND values after quantization. Prangnell *et al.* [66] improved the CSF model in HVS by considering the enlarge resolution of HD and UHD displays and developed an AQM for Scalable HEVC (SHVC), where the weighting values for high

frequency coefficients were reduced. Grois *et al.* [27] extended Barten's CSF model to HDR and UHD video and developed Luma and Chroma CSF tuned Frequency Weighting Matrices (FWM) for 8×8 TU, which further derived 4×4, 16×16 and 32×32 with up and down-samplings. Shang *et al.* [72] proposed Weighting Quantization Metrics (WQM) by considering the CSF of DCT subbands for RGB videos, where G channel was given higher priority and PSNRs of G, B, and R channels were combined with a ratio of 4:1:1. In addition to the quantization matrix for luma [66, 107], quantization matrix for chroma coding was investigated in [72]. However, since the VQA for chroma has been scarcely addressed, it is difficult to measure the coding efficiency of the chroma quantization matrices. These schemes are perception based scalar quantization, where each transform coefficient is separately quantized to an integer index, causing the blocking and ringing artifacts. Perceptual vector quantization [80] was investigated by considering contrast sensitivity function where a visual codebook or perceptual vector was indexed in the quantization. However, it is challenging to build a widely applicable visual codebooks for all videos.

Transform is to exploit frequency or pattern similarity in video representation by mapping coefficients to another domain. Since the transform and inverse transform are lossless, the perceptual redundancies are exploited when combining the transform with quantization. Most existing works optimizes the QP steps and quantization matrix based on the visual models, such as visual sensitivity and JND, which are model based. Due to the availability of more data and stronger non-learning representation abilities, it will be a promising direction to investigate deep learning based transform [49, 101] and quantization [41] by considering perceptual objective or loss function.

5.4 Perception based Filtering and Visual Enhancement

Due to the block based prediction and quantization, compression artifacts, including blurring, blocking and ringing, are introduced in reconstructed frames, which significantly reduce the perceptual quality. To solve this problem, filtering and visual enhancement are proposed, whose optimization objective can be formulated as

$$\begin{cases} H^* = \arg \min_{\{H\}} \sum_{i=1}^n D_V(\hat{X}_i, X_i) \\ D_V(\hat{X}_i, X_i) = F_{HVS}(F_D(H(\hat{X}_i))) - F_{HVS}(F_D(X_i)) \end{cases}, \quad (11)$$

where $H()$ is a visual enhancement operator, X_i and \hat{X}_i are i -th reference and distorted visual signals, n is the number of visual blocks. The related works can be categorized into two, i.e., in-loop filtering and out-loop post/pre-processing.

The first category is block-level visual enhancement in the coding loop. Because of independent quantization of DCT coefficients in each block, block based DCT usually gives rise to visually annoying blocking, ringing and blurring compression artifacts, especially at low bit rates. Deblocking filter and Sample Adaptive Offset filter (SAO) were proposed to selectively smooth the discontinuities at the block boundaries, which have been adopted in HEVC. To further reduce the blocking artifacts, Adaptive Loop Filter (ALF) and cross-component ALF [9], which were improved spatial domain Wiener filters, were adopted after the deblocking filter in VVC. These schemes considered the discontinuities at the block boundaries as artifacts and selectively smoothed. However, blur is introduced for textural boundaries. To enhance the visual quality, Zhao *et al.* [118] proposed a novel algorithm for image deblocking by using Structural Sparse Representation (SSR) prior and quantization constraint (QC) prior. Owing to the superior performance of deep learning in image enhancement, Zhang *et al.* [115] proposed a Residual Highway Convolutional Neural Network (RHCNN) consists of residual highway units and convolutional layers for in-loop filtering in HEVC, where a skip shortcut from the beginning to the end was introduced to reduce the complexity. Pan *et al.* [63] proposed Enhanced Deep CNNs (EDCNN) for in-loop filtering in HEVC by introducing

weighted normalization, featured fusion sub-network and a joint loss function combining MSE and MAD. It improved PSNR, PSNR smoothness and subjective visual quality. The CNN based in-loop filtering further achieved BDBR gain around 7% and improved the visual quality. However, the visual quality of these schemes was mainly measured with PSNR. It costs extraordinary high computational complexities at both encoder and decoder, which are about 247 [63] and 267 [115] times respectively.

The second category is frame-level visual enhancement out of the coding loop. Jin *et al.* [38] proposed a dual stream Multi-Path Recursive Residual Network (MPRRN) to reduce the compression artifacts, where the MPRRN model was applied three times to enhance low frequency image content, high frequency residual map and aggregated images, respectively. Li *et al.* [48] proposed a single CNN model approach for handling a wide range of qualities, where the quantization tables were used as part of the network training data. In addition, the network had two parallel branches, where the restoration branch dealt with the local ringing artifacts and the global branch dealt with the global blocking and color shifting. Yang *et al.* [102] proposed Quality Enhancement CNN (QE-CNN) networks for I and B/P frames of compressed videos, respectively, which were extended from four-layer Artifacts Reduction CNN (AR-CNN) [19] by considering the frame types and coding QP. An average of 8.31% BDBR gain was reported. Meanwhile, time-constrained optimization was proposed to have a good trade-off between complexity and quality. However, these schemes still adopted L1 or L2 norm as the loss function, i.e., $D_V(\hat{X}_i, X_i) \approx D(\hat{X}_i, X_i) = \|\mathcal{H}(\hat{X}_i) - X_i\|_k$, $k = \{1, 2\}$, which aim to improve the PSNR between the reconstructed and the reference videos.

To tackle this problem, Guo *et al.* [29] proposed a one-to-many neural network training scheme that measured the loss with a perceptual loss from the differences in high level features, nature-ness loss from a discriminative network and JPEG quantization loss. Jin *et al.* [37] proposed a post-processing for intra frame coding based on DCGAN, where a progressive refine strategy is to refine residue prediction and perceptual discriminative network is used to differentiate the difference between refined image and ground truth. In addition, the feature map differences in the discriminator are used as the perceptual loss. However, the perceptual factors in HVS are actually not well considered. They are proposed for out-loop image coding and can be used as post-processing algorithm for the reconstructed images. Guan *et al.* [28] proposed a video quality enhancement method for compressed video by referring the multiple temporal neighboring frames with higher quality, which includes a high quality frame determination subnetwork and multi-frame enhancement CNN. Although video quality was improved, it was still measured with the PSNR, which cannot truly reflect human perception. Vidal *et al.* [82] proposed a perceptual filter (called BilAWA and TBil) based on bilateral and Adaptive Weighting Average (AWA) filters, where JND model was introduced to control the filtering strength. Similarly, Bhat *et al.* [6] proposed a perceptual pre-processing for luma and chroma components based on the multi-scale CSF [4] and masking effect. Chadha *et al.* [10] proposed CNN based Deep Perceptual Preprocessing (DPP) to enhance the visual quality of input frames to the video encoder, where perceptual losses based on no-reference IQA and full reference L1 and structure similarity. DPP+encoder was able to further reduce bit rate up to 11% for AVC, AV1 and VVC encoders. These filters were used as pre-processing prior to smooth the imperceptible visual details and thus reduce the bit rate.

The video quality enhancement in Eq. 11 is an ill-posed problem that requires prior information to reconstruct high quality images, such as spatial, temporal correlation and visual pattern. Deep learning based schemes are more effective solutions to learn the priors as compared with the handcrafted and empirical de-blocking filter. In training a deep learning based visual quality enhancement model, the source video can be regarded as the ground truth and there will be enough labels for learning the priors. Adopting a visual quality metric that is more consistent with HVS and

applied to learning loss becomes one of the most important issues. Also, using no-reference quality metric will be an interesting exploitation. However, in deep learning based visual enhancement, the computational complexity increases significantly and may not be affordable as they were applied in the coding loop.

5.5 Discussions

There are two main ways to exploit the visual redundancies in video coding. One is based on the computational perceptual models, such as the CSF, JND, ROI and so on, which are used as common visual features to guide the coding control, such as bit allocation and mode decision. Then, the quality of compressed videos are evaluated with the VQA metric. The other is VQA model or its approximation is applied as a distortion metric in coding modules, which select the optimal coding modes or parameters aiming at minimizing the perceptual distortion, such as the RDO and enhancement. While applying the VQA metrics to optimize the coding process, there are several major difficulties must be aware. 1) The quality assessment models are generated from coarse-grain MOS which is 1-5 with five scales. It is not accurate to distinguish the quality difference when the differences of coding bit rate or matching modes are small, e.g., bit rate difference is less than 1% [110]. 2) The image and video are usually assessed at image or video level. However, when the objective metric is applied to the video coding, the basic unit is processed with block level [78]. So adaptation is required. 3) When the quality term is used in the RDO in video coding, convex proof is required to achieve the optimality. However, this condition may not be guaranteed by some non-monotonic or piecewise models. For example, the learning based VQA metrics are can hardly be mathematically expressed and JND based metrics are piecewise.

Generally, there are three challenging issues in perceptually optimized video coding. Firstly, since the HVS is complicated, it is challenging to build accurate computational perceptual models and VQA that adapts to various video applications. Although many VQAs are superior in some aspects, it is challenging to improve the generality of VQAs. Secondly, there are various coding modules in video coding, which were developed based on PSNR/MSE. Adaptations to the video coding modules are challenging. VQA approximations based on MSE may facilitate the adaptation, but reduce the accuracy. Thirdly, video coding requires large amount of optimal parameter determination processes using RD cost comparison. The perceptual models and VQA models are much more complex than MSE/MAD, especially when using deep learning based VQAs. Computational complexity will be an important issue to be addressed in perceptual coding.

6 EXPERIMENTAL VALIDATIONS FOR CODING STANDARDS AND TOOLS

6.1 Performances for the Video Coding Standards

Coding experiments were performed to validate the compression efficiency of the latest coding standards, including VVC [9], HEVC [77], AVS3 [106], AVS2, X265 and AV1, and their reference models were VTM-13.0, HM-16.20, HPM-12.0, RD17.0, X265 and AV1 v3.1.2, respectively. Encoders were configured with RA. Fourteen sequences from JVET were encoded, which were Basketball-Pass, BlowingBubbles, BQSqaure, RaceHorses, BasketballDrill, BQMall, PartyScene, RaceHorsesC, FourPeople, Johnny, KristenAndSara, BasketballDrive, BQTerrace and Cactus. The visual quality of the reconstructed videos was measured with PSNR, MS-SSIM, VQM [65], VMAF [51], MOVIE [70] and C3DVQA [98].

Fig.10 shows the average rate-distortion performances of the tested six codecs. We have the following three key observations: 1) AVS-3 and VVC are the state-of-the-art standards. They achieve comparable coding efficiency and are the top two in terms of the six metrics. 2) AV1 has comparable coding efficiency at high rate with the AVS-3 and VVC for all the metrics, and a little inferior to

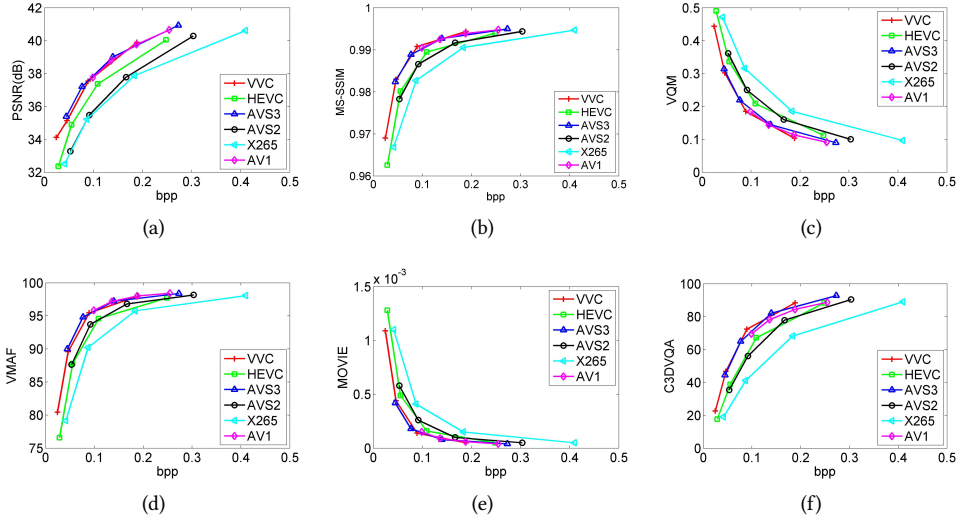


Fig. 10. Perceptual coding performance evaluations for latest coding standards. (a) PSNR (b) MS-SSIM (c) VQM (d) VMAF (e) MOVIE (f) C3DVQA.

them if evaluated with the C3DVQA. 3) AVS-2 is inferior to the HEVC in this coding experiment, since the video resulting is small and test sequences are from JVET. X265 is a fast version of HEVC at the cost of a large efficiency loss. 4) Overall, the coding efficiency ranks of the tested standards are similar as measured with PSNR, MS-SSIM, VQM, VMAF, MOVIE and C3DVQA.

6.2 Performances for Coding Tools in VVC and AVS-3

Coding experiments were performed to validate the effectiveness of the coding tools in the latest VVC and AVS-3, where different coding tools were disabled one-by-one. The reference softwares of the VVC and AVS-3 are VTM-13.0 and HPM-12.0, which were configured with the default RA, respectively. The coding QP values were set as {22, 27, 32, 37} for VTM-13.0 and {27, 32, 38, 45} for HPM-12.0. According to the common test conditions, the sequences for VVC are Basketball-Pass, BlowingBubbles, BQSquare, RaceHorses, BasketballDrill, BQMall, PartyScene, RaceHorsesC, FourPeople, Johnny, KristenAndSara, BasketballDrive, BQTerrace, and Cactus. The test sequences for AVS3 are Crew, City, Vidyo1, Vidyo3, BasketballDirve, and Cactus. Besides the PSNR, another five image/video metrics were used to measure the visual quality of reconstructed videos, which include MS-SSIM, VMAF, VQM, MOVIE and C3DVQA. The compression efficiency is measured by BDBR under different quality metrics and reference softwares (VTM-13.0 and HPM-12.0) are anchors for comparison.

Tables 4 and 5 show the average perceptual coding gains of using coding tools in VVC and AVS-3 for the test sequences, where the positive value indicates the BDBR gain. We can have the following three key observations: 1) the VVC coding tools are able to obtain BDBR gains from 0.13% to 2.23% and AVS-3 tools are able to achieve gains from -0.19% to 4.34%. The negative gain is achieved for the bio in AVS-3 mainly because the test sequences used are subset of the sequences in the CTC, which means the bio is more content-aware. 2) alf+ccalf and alf achieve 2.23% and 4.34% BDBR gain, which are the best among the tested tools in the VVC and AVS-3. 3) In terms of different VQA metrics, BDBR gains vary significantly for some coding tools. For example, the alf+ccalf in VVC

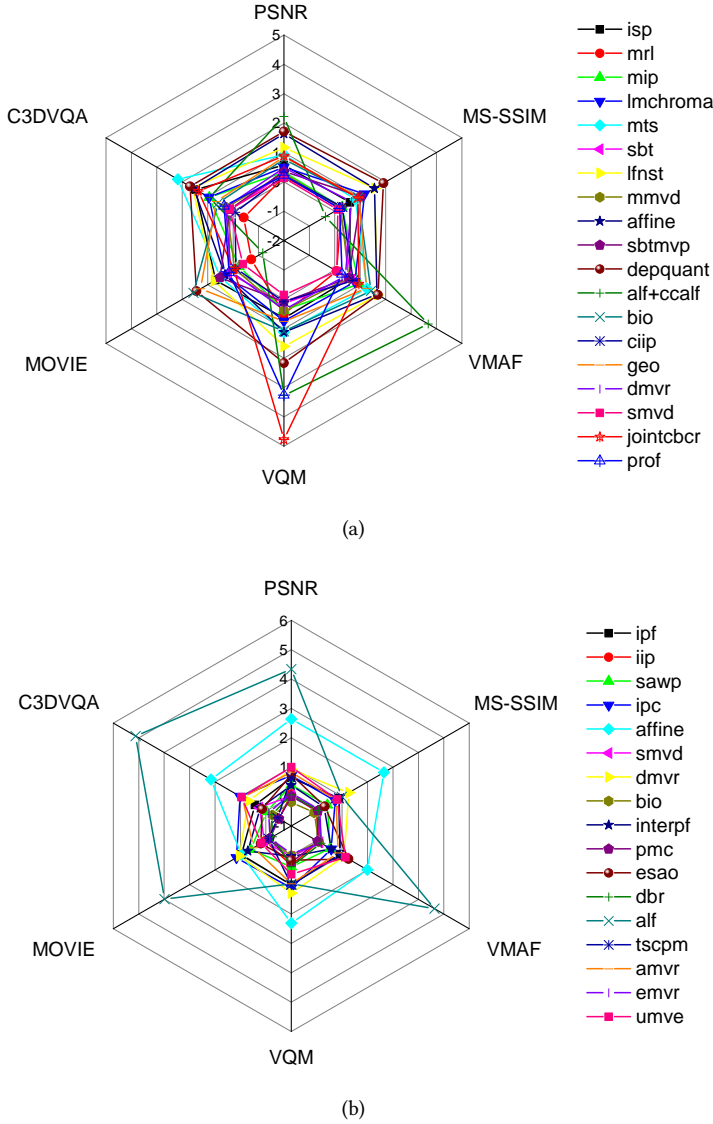


Fig. 11. Perceptual coding performance comparison of the coding tools in VVC and AVS-3. (a) VVC [9] (b) AVS-3 [106].

is able to achieve 2.23%, 3.67% and 3.27% in terms of PSNR, VMAF and VQM. However, negative BDBR gain is achieved while reconstructed videos are measured with MS-SSIM. Similar situation can be found for AVS-3 tools, such as alf and esao. Since the current coding tools are developed with the target of one specific metric, e.g., MSE/MAD, the results of the visual quality metrics may contradict with each other. Overall, these coding tools in VVC and AVS-3 are mainly developed for PSNR, there are still large room to remove the visual redundancies by considering the human perceptual properties.

Table 4. Perceptual Coding Performance of New Coding Tools in VVC [8, 9]

Abbr.	VVC Tool Descriptions	BDBR gain with Different Quality Metrics[%]					
		PSNR	MS-SSIM	VMAF	VQM	MOVIE	C3DVQA
isp	Intra sub-partition mode	0.57	0.60	0.59	0.64	0.69	1.47
mrl	Multiple reference lines	0.17	0.27	0.07	0.50	-0.72	-0.42
mip	Matrix-based intra-picture prediction	0.33	0.28	0.95	0.37	-0.23	0.94
lmchroma	Cross component linear model	0.50	1.17	0.79	0.74	0.31	0.95
mts	Multiple transform selection	0.93	0.81	1.26	1.12	0.50	2.17
sbt	Subblock transform mode	0.28	0.19	0.66	0.14	0.18	0.11
lfnst	Low frequency non-separable transform	1.17	1.56	1.69	1.60	0.74	1.59
mmvd	Merge with MVD	0.29	0.23	0.55	0.38	-0.06	0.26
affine	Affine motion prediction	1.64	1.56	1.66	1.12	0.32	1.54
sbtmvp	Subblock-based temporal MV prediction	0.35	1.02	0.55	0.08	0.51	0.13
depquant	Dependent quantization	1.71	1.91	1.69	2.17	1.44	1.69
alf+ccalf	ALF and Cross-component ALF	2.23	-0.37	3.67	3.27	-1.17	0.93
bio	Bi-directional optical flow	0.77	0.92	1.42	1.09	1.56	0.58
ciip	Combined intra/inter-picture prediction	0.21	0.29	0.72	0.08	-0.11	-0.08
geo	Geometric partitioning mode	0.85	0.95	1.25	0.75	1.28	0.66
dmvr	Decoder MV refinement	0.48	0.66	0.41	0.35	0.09	0.28
smvd	Symmetric MVD	0.13	0.12	0.08	-0.15	-0.39	0.13
jointcbr	Joint coding of chroma residuals	0.88	0.90	0.95	4.77	-0.04	1.37
prof	Prediction refinement with optical flow	0.23	0.19	0.28	3.26	0.16	0.35
All new tools		19.54	16.92	23.18	15.37	16.88	19.86

Table 5. Perceptual Coding Performance of New Coding Tools in AVS3 [106]

Abbr.	AVS3 Tool Descriptions	BDBR gain with Different Quality Metrics[%]					
		PSNR	MS-SSIM	VMAF	VQM	MOVIE	C3DVQA
ipf	Intra prediction filter	0.64	0.88	0.92	1.01	0.96	0.43
iip	Improved intra prediction	0.08	-0.01	0.09	0.34	0.03	-0.51
sawp	Spatial angle weighted prediction	0.39	0.42	0.53	0.40	0.60	-0.03
ipc	Inter prediction correction	0.71	0.72	0.57	1.12	1.16	1.01
affine	Affine motion prediction	2.64	2.64	1.99	2.31	0.96	2.16
smvd	Symmetric MV Difference	0.03	0.05	0.12	0.05	0.06	0.25
dmvr	Decoder side MV Refinement	0.92	1.26	1.08	1.29	1.04	0.69
bio	Bi-directional optical flow	-0.19	-0.10	0.08	0.01	-0.13	-0.26
interp	Inter prediction filtering	0.38	0.29	0.57	0.04	0.71	0.22
pmc	Prediction from multiple cross-components	0.01	0.05	0.04	0.25	-0.15	-0.52
esao	Enhanced sample adaptive offset	0.75	0.32	1.25	0.17	0.20	0.15
dbr	Deblocking refinement	0.06	0.06	0.17	0.38	-0.26	-0.23
alf	Adaptive loop filter	4.34	0.99	4.63	0.97	3.98	5.12
tscpm	Two-step cross component prediction mode	0.64	0.88	0.92	1.01	-0.12	-0.46
amvr	Adaptive motion vector resolution	0.83	0.76	0.84	0.97	0.48	0.93
emvr	Extended AMVR	0.12	0.11	0.19	-0.05	-0.16	-0.12
umve	Ultra MV expression	1.00	0.80	1.13	0.65	0.18	0.95
All new tools		14.82	11.25	17.01	6.21	11.71	14.81

7 CONCLUSIONS AND FUTURE DIRECTIONS

Perceptually optimized video coding is to exploit the visual redundancies so as to further maximize the compression efficiency. In this paper, we do a systematic survey on the recent advances and challenges associated with the perceptually optimized video coding, including the visual perception modelling, visual quality assessment and visual perception guided video coding optimization. In each part, the problem formulation, workflows, recent advances, advantages and challenging issues are presented. As more psychological and physiological visual factors from HVS are revealed and understood, more accurate perceptual models were built. Meanwhile, visual signal representation, coding distortion and display shall be jointly considered to build an accurate perceptual model. Since conventional PSNR cannot truly reflect the visual quality of HVS, developing VQA model to evaluate the visual quality of video becomes one of the most crucial parts. However, the perceptual factors of HVS are not fully revealed and the visual response correlates with multiple factors, including input P , display F_D , representation F_R , and video processing F_E . Learning based VQA is a possible solution by transferring the VQA prediction to data fitting problem. However, large scale video quality dataset is required to build a stable VQA, which is very laborious and time-consuming. Finally, due to different mechanisms of the video coding models, problems and solutions are identified while applying the perceptual models or VQA models to exploit the visual redundancies. Further investigations and adaptations are required to maximize the performance. In summary, perceptual video coding does have many advantages and potentials in improving the compression efficiency, which will be promising directions for visual signal communication.

Based on the review, there rise a number of promising research directions for future work:

- 1) Deep Learning Optimized Perceptual Coding. Deep learning is a powerful tool in solving the prediction, classification, and regression problems in promoting video coding [53] since it is able to discover the hidden statistics and knowledge in massive data. More investigations on deep learning based perceptual modelling, visual quality assessment, coding module optimizations and end-to-end video compression are highly desired. However, there are two critical issues to be solved. One is the sufficient data labelling for deep model training which will be critical in collecting sufficient number of visual labels, especially in visual modelling, visual quality assessment. The other is the high complexity of using the deep model, especially when it is applied to in-loop coding modules.
- 2) QoE Modelling. In recent works, the perceptual quality of video usually refers to the clarity. However, in addition to the clarity, some other factors, such as depth quality, visual comfort, interactivity, immersion, naturalness and low delay, that highly correlated the perceptual quality. Therefore, QoE related visual factors and their perceptual models shall be investigated, which will be helpful for perceptually optimized visual signal processing. On the other hand, videos are developing in the trends of representing more realistic visual contents, which increases the spatial, temporal resolutions, luma and chroma dynamics. QoE models for higher resolution, fidelity and bit depth shall be investigated. Learning based approaches could be an important direction to solve the feature representation and fusion problems in the modelling. Moreover, QoE factors have mutual affects and may contradict with each other, how to apply the QoE model to the video coding and tackle multi-objective problems will be challenging.
- 3) Visual Coding for Machine (VCM) [26]. Conventional digital video was mainly developed for human vision. However, with the increasing demand of intelligent video applications, such as smart video surveillance, visual search, autonomous vehicle and robotics, videos are used not only for human vision but also for machine vision and intelligent visual analysis. Therefore, visual features and quality of machine vision or related learning algorithm shall

be exploited, where $F_D()$ and $F_{HVS}()$ relate to machine vision. Conventional video coding is based on a hybrid coding framework exploiting the statistical and visual redundancies. With the development of deep learning and different coding objectives in VCM, deep feature analysis, quality evaluation methods, coding framework, and feature compression algorithms for VCM are of high interests in academia and industrial communities.

- 4) Perceptual Coding for Hyper-realistic and High Dimensional Videos. Hyper-realistic videos extend the existing visual media from resolution, frame rate, color gammut and dynamic range and so on, which provide users with more realistic visual experience. The perceptual factors and response of HVS F_{HVS} may vary with the visual content representation F_P , display F_D , and processing distortion F_E . The current perceptual models, such as masking, JND, sensitivity and IQA models, and coding algorithms, including RDO, bit allocation, transform, and visual enhancements, deserve further adaptations for higher bit depth. High dimensional videos, such as mutliview video, 3D video, point cloud and light field, extend the video from 2D to 3D space by representing 3D scene with more viewpoints and depth information. There are more visual redundancies and inter-correlations to be explored. The visual properties of the high dimensional videos are more complicated and significantly different from that of 2D video, as they are able to provide users with 3D depth, view angle interaction, immersion and so on. Further investigations on 3D visual perception, 3D VQA and 3D perceptual coding for high dimensional videos will be interested.
- 5) Perceptually Optimized Deep Visual Model. The deep learning demonstrates a powerful capabilities on visual feature representation and data fitting. However, it requires big visual data with labels and causes extremely high computational complexity as the feature dimension increases and the model goes deeper. With the development of visual psychology and neuroscience, the psycho-visual findings in HVS would be possible to be exploited to improve the design of deep learning based visual models, including computational perceptual model, visual quality assessment, perceptually optimized deep architecture for visual representation, reconstruction and recognition.

REFERENCES

- [1] Shahrukh Athar and Zhou Wang. 2019. A comprehensive performance evaluation of image quality assessment algorithms. *IEEE Access* 7 (2019), 140030–140070.
- [2] Sung-Ho Bae, Jaeil Kim, and Munchurl Kim. 2016. HEVC-based perceptually adaptive video coding using a DCT-based local distortion detection probability model. *IEEE Transactions on Image Processing* 25, 7 (2016), 3343–3357.
- [3] Christos G. Bampis, Zhi Li, and Alan C. Bovik. 2019. Spatiotemporal feature integration and model fusion for full reference video quality assessment. *IEEE Transactions on Circuits and Systems for Video Technology* 29, 8 (2019), 2256–2270.
- [4] Peter G. J. Barten. 2003. Formula for the contrast sensitivity of the human eye. In *Image Quality and System Performance*, Yoichi Miyake and D. Rene Rasmussen (Eds.), Vol. 5294. International Society for Optics and Photonics, SPIE, 231 – 238.
- [5] Marcelo Bertalmio. 2020. Chapter 5 - Brightness perception and encoding curves. In *Vision Models for High Dynamic Range and Wide Colour Gamut Imaging*, Marcelo Bertalmio (Ed.). Academic Press, 95–129.
- [6] Madhukar Bhat, Jean-Marc Thiesse, and Patrick Le Callet. 2019. HVS based perceptual pre-processing for video coding. In *2019 27th European Signal Processing Conference (EUSIPCO)*. 1–5.
- [7] Sebastian Bosse, Sören Becker, Klaus-Robert Müller, Wojciech Samek, and Thomas Wiegand. 2019. Estimation of distortion sensitivity for visual quality prediction using a convolutional neural network. *Digital Signal Processing* 91 (2019), 54–65.
- [8] Benjamin Bross, Jianle Chen, Jens-Rainer Ohm, Gary J. Sullivan, and Ye-Kui Wang. 2021. Developments in international video coding standardization after AVC, with an overview of versatile video coding (VVC). *Proc. IEEE* 109, 9 (2021), 1463–1493.
- [9] Benjamin Bross, Ye-Kui Wang, Yan Ye, Shan Liu, Jianle Chen, Gary J. Sullivan, and Jens-Rainer Ohm. 2021. Overview of the versatile video coding (VVC) standard and its applications. *IEEE Transactions on Circuits and Systems for Video*

Technology 31, 10 (2021), 3736–3764.

- [10] Aaron Chadha and Yiannis Andreopoulos. 2021. Deep perceptual preprocessing for video coding. In *2021 IEEE/CVF Conference on Computer Vision and Pattern Recognition (CVPR)*. 14847–14856.
- [11] Wen-Wei Chao, Yen-Yu Chen, and Shao-Yi Chien. 2016. Perceptual HEVC/H.265 system with local just-noticeable-difference model. In *2016 IEEE International Symposium on Circuits and Systems (ISCAS)*. 2679–2682.
- [12] Zhenzhong Chen, Weisi Lin, and King Ngi Ngan. 2010. Perceptual video coding: challenges and approaches. In *2010 IEEE International Conference on Multimedia and Expo*. 784–789.
- [13] Zhenzhong Chen and Wei Wu. 2020. Asymmetric foveated just-noticeable-difference model for images with visual field inhomogeneities. *IEEE Transactions on Circuits and Systems for Video Technology* 30, 11 (2020), 4064–4074.
- [14] Runmin Cong, Jianjun Lei, Huazhu Fu, Ming-Ming Cheng, Weisi Lin, and Qingming Huang. 2019. Review of visual saliency detection with comprehensive information. *IEEE Transactions on Circuits and Systems for Video Technology* 29, 10 (2019), 2941–2959.
- [15] Xin Cui, Zongju Peng, Gangyi Jiang, Fen Chen, and Mei Yu. 2019. Perceptual video coding scheme using just noticeable distortion model based on entropy filter. *Entropy* 21 (11 2019), 1095.
- [16] Xin Cui, Zongju Peng, Gangyi Jiang, Fen Chen, Mei Yu, and Dongrong Jiang. 2021. Perceptual coding scheme for ultra-high definition video based on perceptual noise channel model. *Digital Signal Processing* 108 (01 2021), 102903.
- [17] Qionghai Dai, Jiamin Wu, Jingtao Fan, Feng Xu, and Xun Cao. 2019. Recent advances in computational photography. *IEEE Journal of Selected Topics in Signal Processing* 28, 1 (2019), 1–5.
- [18] Andre Seixas Dias, Sebastian Schwarz, Mischa Siekmann, Sebastian Bosse, Heiko Schwarz, Detlev Marpe, John Zubrzycki, and Marta Mrak. 2015. Perceptually optimised video compression. In *2015 IEEE International Conference on Multimedia Expo Workshops (ICMEW)*. 1–4.
- [19] Chao Dong, Yubin Deng, Chen Change Loy, and Xiaoou Tang. 2015. Compression Artifacts Reduction by a Deep Convolutional Network. In *Proceedings of the IEEE International Conference on Computer Vision (ICCV)*.
- [20] Chunling Fan, Yun Zhang, Liangbing Feng, and Qingshan Jiang. 2018. No reference image quality assessment based on multi-expert convolutional neural networks. *IEEE Access* 6 (2018), 8934–8943.
- [21] Chunling Fan, Yun Zhang, Raouf Hamzaoui, Djamel Ziou, and Qingshan Jiang. 2021. Learning-based satisfied user ratio prediction for symmetrically and asymmetrically compressed stereoscopic images. *IEEE MultiMedia* 28, 3 (2021), 8–20.
- [22] Yuming Fang, Chi Zhang, Jing Li, Jianjun Lei, Matthieu Perreira Da Silva, and Patrick Le Callet. 2017. Visual attention modeling for stereoscopic video: a benchmark and computational model. *IEEE Transactions on Image Processing* 26, 10 (2017), 4684–4696.
- [23] Edouard François, C. Andrew Segall, Alexis M. Tourapis, P. Yin, and D. Rusanovskyy. 2020. High dynamic range video coding technology in responses to the joint call for proposals on video compression with capability beyond HEVC. *IEEE Transactions on Circuits and Systems for Video Technology* 30, 5 (2020), 1253–1266.
- [24] Wei Gao, Qiuping Jiang, Ronggang Wang, Siwei Ma, Ge Li, and Sam Kwong. 2022. Consistent quality oriented rate control in HEVC via balancing intra and inter frame coding. *IEEE Transactions on Industrial Informatics* 18, 3 (2022), 1594–1604.
- [25] Wei Gao, Sam Kwong, Yu Zhou, and Hui Yuan. 2016. SSIM-based game theory approach for rate-distortion optimized intra frame CTU-level bit allocation. *IEEE Transactions on Multimedia* 18, 6 (2016), 988–999.
- [26] Wen Gao, Siwei Ma, Lingyu Duan, Yonghong Tian, Peiyin Xing, Yaowei Wang, Shanshe Wang, Huizhu Jia, and Tiejun Huang. 2021. Digital retina: A way to make the city brain more efficient by visual coding. *IEEE Transactions on Circuits and Systems for Video Technology* 31, 11 (2021), 4147–4161.
- [27] Dan Grois and Alex Giladi. 2020. Perceptual quantization matrices for high dynamic range H.265/MPEG-HEVC video coding. In *Applications of Digital Image Processing XLII*, Andrew G. Tescher and Touradj Ebrahimi (Eds.), Vol. 11137. International Society for Optics and Photonics, SPIE, 164 – 177.
- [28] Zhenyu Guan, Qunliang Xing, Mai Xu, Ren Yang, Tie Liu, and Zulin Wang. 2021. MFQE 2.0: A new approach for multi-frame quality enhancement on compressed video. *IEEE Transactions on Pattern Analysis and Machine Intelligence* 43, 3 (2021), 949–963.
- [29] Jun Guo and Hongyang Chao. 2017. One-to-many network for visually pleasing compression artifacts reduction. In *2017 IEEE Conference on Computer Vision and Pattern Recognition (CVPR)*. 4867–4876.
- [30] Prateek Gupta, Priyanka Srivastava, Satyam Bhardwaj, and Vikrant Bhatija. 2011. A modified PSNR metric based on HVS for quality assessment of color images. In *2011 International Conference on Communication and Industrial Application*. 1–4.
- [31] Mahdi S. Hosseini, Yueyang Zhang, and Konstantinos N. Plataniotis. 2019. Encoding visual sensitivity by maxpool convolution filters for image sharpness assessment. *IEEE Transactions on Image Processing* 28, 9 (2019), 4510–4525.
- [32] Sudeng Hu, Lina Jin, Hanli Wang, Yun Zhang, Sam Kwong, and C.-C. Jay Kuo. 2015. Compressed image quality metric based on perceptually weighted distortion. *IEEE Transactions on Image Processing* 24, 12 (2015), 5594–5608.

- [33] Sudeng Hu, Lina Jin, Hanli Wang, Yun Zhang, Sam Kwong, and C.-C. Jay Kuo. 2017. Objective video quality assessment based on perceptually weighted mean squared error. *IEEE Transactions on Circuits and Systems for Video Technology* 27, 9 (2017), 1844–1855.
- [34] L. Itti, C. Koch, and E. Niebur. 1998. A model of saliency-based visual attention for rapid scene analysis. *IEEE Transactions on Pattern Analysis and Machine Intelligence* 20, 11 (1998), 1254–1259.
- [35] Sami Jaballah, Mohamed-Chaker Larabi, and Jamel Belhadj Tahar. 2018. Asymmetric DCT-JND for luminance adaptation effects: an application to perceptual video coding in MV-HEVC. In *2018 IEEE International Conference on Acoustics, Speech and Signal Processing (ICASSP)*. 1797–1801.
- [36] Lina Jin, Joe Yu-chieh Lin, Sudeng Hu, Haiqiang Wang, Ping Wang, Ioannis Katsavounidis, Anne Aaron, and C.-C. Jay Kuo. 2016. Statistical study on perceived JPEG image quality via MCL-JCI dataset construction and analysis. *Electronic Imaging* 2016 (02 2016), 1–9.
- [37] Zhipeng Jin, Ping An, Chao Yang, and Liqian Shen. 2020. Post-processing for intra coding through perceptual adversarial learning and progressive refinement. *Neurocomputing* 394 (2020), 158–167.
- [38] Zhi Jin, Muhammad Zafar Iqbal, Wenbin Zou, Xia Li, and Eckehard Steinbach. 2021. Dual-stream multi-path recursive residual network for JPEG image compression artifacts reduction. *IEEE Transactions on Circuits and Systems for Video Technology* 31, 2 (2021), 467–479.
- [39] Cheolkon Jung and Yao Chen. 2015. Perceptual rate distortion optimisation for video coding using free-energy principle. *Electronics Letters* 51, 21 (10 2015), 1656–1658.
- [40] D. H. Kelly. 1961. Visual responses to time-dependent stimuli.* I. amplitude sensitivity measurements. *Journal of the Optical Society of America* 51, 4 (Apr 1961), 422–429.
- [41] Sehwan Ki, Sung-Ho Bae, Munchurl Kim, and Hyunsuk Ko. 2018. Learning-based just-noticeable-quantization-distortion modeling for perceptual video coding. *IEEE Transactions on Image Processing* 27, 7 (2018), 3178–3193.
- [42] Jaeil Kim, Sung-Ho Bae, and Munchurl Kim. 2015. An HEVC-compliant perceptual video coding scheme based on JND models for variable block-sized transform kernels. *IEEE Transactions on Circuits and Systems for Video Technology* 25, 11 (2015), 1786–1800.
- [43] Jongyoo Kim and Sanghoon Lee. 2017. Deep learning of human visual sensitivity in image quality assessment framework. In *2017 IEEE Conference on Computer Vision and Pattern Recognition (CVPR)*. 1969–1977.
- [44] Minjung Kim, Maliha Ashraf, María Pérez-Ortiz, Jasna Martinovic, Sophie Wuerger, and Rafal Mantiuk. 2020. Contrast sensitivity functions for HDR displays. *London Imaging Meeting* 2020 (09 2020), 44–48.
- [45] Christian J. Van Den Branden Lambrecht and Murat Kunt. 1998. Characterization of human visual sensitivity for video imaging applications. *Signal Processing* 67 (1998), 255–269.
- [46] Jong-Seok Lee and Touradj Ebrahimi. 2012. Perceptual video compression: a survey. *IEEE Journal of Selected Topics in Signal Processing* 6, 6 (2012), 684–697.
- [47] Royson Lee, Stylianos I. Venieris, and Nicholas D. Lane. 2021. Deep neural network-based enhancement for image and video streaming systems: a survey and future directions. *ACM Computing Survey* 54, 8, Article 169 (oct 2021), 30 pages.
- [48] Jianwei Li, Yongtao Wang, Haihua Xie, and Kai-Kuang Ma. 2020. Learning a single model with a wide range of quality factors for JPEG image artifacts removal. *IEEE Transactions on Image Processing* 29 (2020), 8842–8854.
- [49] Na Li, Yun Zhang, and C.-C. Jay Kuo. 2021. High efficiency intra video coding based on data-driven transform. *IEEE Transactions on Broadcasting* (2021). <https://doi.org/10.1109/TBC.2021.3132826>
- [50] Yang Li and Xuanqin Mou. 2021. Joint optimization for SSIM-based CTU-level bit allocation and rate distortion optimization. *IEEE Transactions on Broadcasting* 67, 2 (2021), 500–511.
- [51] Zhi Li, Anne Aaron, Katsavounidis, Ioannis Moorthy A, and Megha Manohara. 2016. Toward a practical perceptual video quality metric. In *Netflix TechBlog*.
- [52] Weisi Lin and C.-C. Jay Kuo. 2011. Perceptual visual quality metrics: A survey. *Journal of visual communication and image representation* 22, 4 (2011), 297–312.
- [53] Dong Liu, Yue Li, Jianping Lin, Houqiang Li, and Feng Wu. 2020. Deep learning-based video coding: a review and a case study. *ACM Computing Survey* 53, 1, Article 11 (feb 2020), 35 pages.
- [54] Huanhua Liu, Yun Zhang, Huan Zhang, Chunling Fan, Sam Kwong, C.-C. Jay Kuo, and Xiaoping Fan. 2020. Deep learning-based picture-wise just noticeable distortion prediction model for image compression. *IEEE Transactions on Image Processing* 29 (2020), 641–656.
- [55] Xiaoyan Liu, Yun Zhang, Linwei Zhu, and Huanhua Liu. 2019. Perception-based CTU level bit allocation for intra high efficiency video coding. *IEEE Access* 7 (2019), 154959–154970.
- [56] Yanwei Liu, Jinxia Liu, Antonios Argyriou, and Song Ci. 2018. Binocular-combination-oriented perceptual rate-distortion optimization for stereoscopic video coding. *IEEE Transactions on Circuits and Systems for Video Technology* 28, 8 (2018), 1949–1959.

- [57] Zhengyi Luo, Li Song, Shibao Zheng, and Nam Ling. 2013. H.264/Advanced video control perceptual optimization coding based on JND-directed coefficient suppression. *IEEE Transactions on Circuits and Systems for Video Technology* 23, 6 (2013), 935–948.
- [58] Zhengyi Luo, Chen Zhu, Yan Huang, Rong Xie, Li Song, and C.-C. Jay Kuo. 2021. VMAF oriented perceptual coding based on piecewise metric coupling. *IEEE Transactions on Image Processing* 30 (2021), 5109–5121.
- [59] Rafał Mantiuk, Kil Joong Kim, Allan G. Rempel, and Wolfgang Heidrich. 2011. HDR-VDP-2: A calibrated visual metric for visibility and quality predictions in all luminance conditions. *ACM Transactions on Graphics* 30, 4, Article 40 (jul 2011), 14 pages.
- [60] Xionghuo Min, Ke Gu, Guangtao Zhai, Xiaokang Yang, Wenjun Zhang, Patrick Le Callet, and Chang Wen Chen. 2021. Screen content quality assessment: overview, benchmark, and beyond. *ACM Computing Survey* 54, 9, Article 187 (oct 2021), 36 pages.
- [61] Kathy Mullen. 1985. The contrast sensitivity of human color vision to red-green and blue-yellow chromatic gratings. *The Journal of physiology* 359 (03 1985), 381–400.
- [62] Manish Narwaria, Matthieu Perreira Da Silva, and Patrick Le Callet. 2015. HDR-VQM: An objective quality measure for high dynamic range video. *Signal Processing: Image Communication* 35 (05 2015).
- [63] Zhaoqing Pan, Xiaokai Yi, Yun Zhang, Byeungwoo Jeon, and Sam Kwong. 2020. Efficient in-loop filtering based on enhanced deep convolutional neural networks for HEVC. *IEEE Transactions on Image Processing* 29 (2020), 5352–5366.
- [64] M. A. Papadopoulos, Y. Rai, A. V. Katsenou, D. Agrafiotis, P. Le Callet, and D. R. Bull. 2017. Video quality enhancement via QP adaptation based on perceptual coding maps. In *2017 IEEE International Conference on Image Processing (ICIP)*. 2741–2745.
- [65] M.H. Pinson and S. Wolf. 2004. A new standardized method for objectively measuring video quality. *IEEE Transactions on Broadcasting* 50, 3 (2004), 312–322.
- [66] Lee Prangnell and Victor Sanchez. 2016. Adaptive quantization matrices for HD and UHD resolutions in scalable HEVC. In *2016 Data Compression Conference (DCC)*. 626–626.
- [67] J. G. Robson. 1966. Spatial and temporal contrast-sensitivity functions of the visual system. *Journal of the Optical Society of America* 56, 8 (Aug 1966), 1141–1142.
- [68] Kais Rouis, Mohamed-Chaker Larabi, and Jamel Belhadj Tahar. 2018. Perceptually adaptive lagrangian multiplier for HEVC guided rate-distortion optimization. *IEEE Access* 6 (2018), 33589–33603.
- [69] Jyrki Rovamo, Veijo Virsu, and Risto Nasanen. 1978. Cortical magnification factor predicts the photopic contrast sensitivity of peripheral vision. *Nature* 271 (1978), 54–56.
- [70] Kalpana Seshadrinathan and Alan Conrad Bovik. 2010. Motion tuned spatio-temporal quality assessment of natural videos. *IEEE Transactions on Image Processing* 19, 2 (2010), 335–350.
- [71] Xiwu Shang, Jie Liang, Guozhong Wang, Haiwu Zhao, Chengjia Wu, and Chang Lin. 2019. Color-sensitivity-based combined PSNR for objective video quality assessment. *IEEE Transactions on Circuits and Systems for Video Technology* 29, 5 (2019), 1239–1250.
- [72] Xiwu Shang, Guozhong Wang, Xiaoli Zhao, Yifan Zuo, Jie Liang, and Ivan V. Bajić. 2019. Weighting quantization matrices for HEVC/H.265-coded RGB videos. *IEEE Access* 7 (2019), 36019–36032.
- [73] Xuelin Shen, Zhangkai Ni, Wenhan Yang, Xinfeng Zhang, Shiqi Wang, and Sam Kwong. 2021. Just noticeable distortion profile inference: a patch-level structural visibility learning approach. *IEEE Transactions on Image Processing* 30 (2021), 26–38. <https://doi.org/10.1109/TIP.2020.3029428>
- [74] Andrew Stockman and Lindsay T. Sharpe. 1998. Human cone spectral sensitivities: a progress report. *Vision Research* 38, 21 (1998), 3193–3206.
- [75] Anstis Stuart. 1998. Picturing peripheral acuity. *Perception* 27 (1998), 817–825.
- [76] Gary Sullivan and Koohyar Minoo. 2012. JCT-VC AHG report: objective quality metric and alternative methods for measuring coding efficiency (AHG12). In *doc. JCT-VC-H0012, ITU-T/ISO/IEC JCT-VC*.
- [77] Gary J. Sullivan, Jens-Rainer Ohm, Woo-Jin Han, and Thomas Wiegand. 2012. Overview of the high efficiency video coding (HEVC) standard. *IEEE Transactions on Circuits and Systems for Video Technology* 22, 12 (2012), 1649–1668.
- [78] Tao Tian, Hanli Wang, Sam Kwong, and C.-C. Jay Kuo. 2021. Perceptual Image Compression with Block-Level Just Noticeable Difference Prediction. *ACM Transactions on Multimedia Computing, Communications, and Applications* (2021).
- [79] J. Anthony Tolhurst, David Jand Movshon. 1975. Spatial and temporal contrast sensitivity of striate cortical neurones. *Nature* 257 (11 1975), 674–5.
- [80] Jean-Marc Valin and Timothy B. Terriberry. 2015. Perceptual vector quantization for video coding. In *Visual Information Processing and Communication VI*, Amir Said, Onur G. Guleryuz, and Robert L. Stevenson (Eds.), Vol. 9410. International Society for Optics and Photonics, SPIE, 65 – 75.
- [81] Floris L. van Nes and Maarten A. Bouman. 1967. Spatial modulation transfer in the human eye. *Journal of the Optical Society of America* 57 (1967), 401–406.

- [82] Eloise Vidal, Nicolas Sturm, Christine Guillemot, Patrick Corlay, and François-Xavier Coudoux. 2017. New adaptive filters as perceptual preprocessing for rate-quality performance optimization of video coding. *Signal Processing: Image Communication* 52 (2017), 124–137.
- [83] Haiqiang Wang, Ioannis Katsavounidis, Jiantong Zhou, Jeonghoon Park, Shawmin Lei, Xin Zhou, Man-On Pun, Xin Jin, Ronggang Wang, Xu Wang, Yun Zhang, Jiwu Huang, Sam Kwong, and C.-C. Jay Kuo. 2017. VideoSet: a large-scale compressed video quality dataset based on JND measurement. *Journal of Visual Communication and Image Representation* 46 (01 2017).
- [84] Hao Wang, Li Song, Rong Xie, Zhengyi Luo, and Xiangwen Wang. 2018. Masking effects based rate control scheme for high efficiency video coding. In *2018 IEEE International Symposium on Circuits and Systems (ISCAS)*. 1–5.
- [85] Miaohui Wang, King Ng Ngan, and Hongliang Li. 2015. An efficient frame-content based intra frame rate control for high efficiency video coding. *IEEE Signal Processing Letters* 22, 7 (2015), 896–900.
- [86] Qun Wang, Hui Yuan, Junyan Huo, and Peng Li. 2019. A fidelity-assured rate distortion optimization method for perceptual-based video coding. In *2019 IEEE International Conference on Image Processing (ICIP)*. 4135–4139.
- [87] Shiqi Wang, Abdul Rehman, Zhou Wang, Siwei Ma, and Wen Gao. 2012. SSIM-motivated rate-distortion optimization for video coding. *IEEE Transactions on Circuits and Systems for Video Technology* 22, 4 (2012), 516–529.
- [88] Shiqi Wang, Abdul Rehman, Zhou Wang, Siwei Ma, and Wen Gao. 2013. Perceptual video coding based on SSIM-inspired divisive normalization. *IEEE Transactions on Image Processing* 22, 4 (2013), 1418–1429.
- [89] Shiqi Wang, Abdul Rehman, Kai Zeng, Jiheng Wang, and Zhou Wang. 2017. SSIM-motivated two-pass VBR coding for HEVC. *IEEE Transactions on Circuits and Systems for Video Technology* 27, 10 (2017), 2189–2203.
- [90] Zhou Wang, A.C. Bovik, H.R. Sheikh, and E.P. Simoncelli. 2004. Image quality assessment: from error visibility to structural similarity. *IEEE Transactions on Image Processing* 13, 4 (2004), 600–612.
- [91] Zhou Wang, E.P. Simoncelli, and A.C. Bovik. 2003. Multiscale structural similarity for image quality assessment. In *The Thirty-Seventh Asilomar Conference on Signals, Systems Computers, 2003*, Vol. 2. 1398–1402 Vol.2.
- [92] Kim Woojae, Jongyoo Kim, Sewoong Ahn, Jinwoo Kim, and Sanghoon Lee. 2018. Deep video quality assessor: From spatio-temporal visual sensitivity to a convolutional neural aggregation network. In *15th European Conference*. 224–241.
- [93] Jinjian Wu, Leida Li, Weisheng Dong, Guangming Shi, Weisi Lin, and C.-C. Jay Kuo. 2017. Enhanced just noticeable difference model for images with pattern complexity. *IEEE Transactions on Image Processing* 26, 6 (2017), 2682–2693.
- [94] Jinjian Wu, Guangming Shi, and Weisi Lin. 2019. Survey of visual just noticeable difference estimation. *Frontiers of Computer Science* 13, 1 (2019), 4–15.
- [95] Xiuzhe Wu, Hanli Wang, Sudeng Hu, Sam Kwong, and C.-C. Jay Kuo. 2020. Perceptually weighted mean squared error based rate-distortion optimization for HEVC. *IEEE Transactions on Broadcasting* 66, 4 (2020), 824–834.
- [96] Guoqing Xiang, Xiaodong Xie, Huizhu Jia, Xiaofeng Huang, Janny Liu, Wei Kaijin, Yuanchao Bai, Pei Liao, and Wen Gao. 2014. An adaptive perceptual quantization algorithm based on block-level JND for video coding. In *Pacific Rim Conference on Multimedia (PCM): Advances in Multimedia Information Processing*. 54–63.
- [97] Long Xu, Weisi Lin, Lin Ma, Yongbing Zhang, Yuming Fang, King Ng Ngan, Songnan Li, and Yihua Yan. 2016. Free-energy principle inspired video quality metric and its use in video coding. *IEEE Transactions on Multimedia* 18, 4 (2016), 590–602.
- [98] Munan Xu, Junming Chen, Haiqiang Wang, Shan Liu, Ge Li, and Zhiqiang Bai. 2020. C3DVQA: Full-reference video quality assessment with 3D convolutional neural network. In *IEEE International Conference on Acoustics, Speech and Signal Processing (ICASSP)*. 4447–4451.
- [99] Yunyao Yan, Guoqing Xiang, Yuan Li, Xiaodong Xie, Wei Yan, and Yungang Bao. 2020. Spatiotemporal perception aware quantization algorithm for video coding. In *IEEE International Conference on Multimedia and Expo (ICME)*. 1–6.
- [100] Aisheng Yang, Huanqiang Zeng, Lin Ma, Jing Chen, Canhui Cai, and Kai-Kuang Ma. 2016. A perceptual-based rate control for HEVC. In *2016 Sixth International Conference on Image Processing Theory, Tools and Applications (IPTA)*. 1–5.
- [101] Kun Yang, Dong Liu, and Feng Wu. 2020. Deep learning-based nonlinear transform for HEVC intra coding. In *2020 IEEE International Conference on Visual Communications and Image Processing (VCIP)*. 387–390.
- [102] Ren Yang, Mai Xu, Tie Liu, Zulin Wang, and Zhenyu Guan. 2019. Enhancing quality for HEVC compressed videos. *IEEE Transactions on Circuits and Systems for Video Technology* 29, 7 (2019), 2039–2054.
- [103] Chuohao Yeo, Hui Li Tan, and Yih Han Tan. 2013. On rate distortion optimization using SSIM. *IEEE Transactions on Circuits and Systems for Video Technology* 23, 7 (2013), 1170–1181.
- [104] Di Yuan, Tiesong Zhao, Yiwen Xu, Hong Xue, and Liqun Lin. 2019. Visual JND: a perceptual measurement in video coding. *IEEE Access* 7 (2019), 29014–29022.
- [105] Fan Zhang and David R. Bull. 2016. HEVC enhancement using content-based local QP selection. In *2016 IEEE International Conference on Image Processing (ICIP)*. 4215–4219.

- [106] Jiaqi Zhang, Chuanmin Jia, Meng Lei, Shanshe Wang, Siwei Ma, and Wen Gao. 2019. Recent development of AVS video coding standard: AVS3. In *2019 Picture Coding Symposium (PCS)*. 1–5.
- [107] Lei Zhang, Qiang Peng, and Xiao Wu. 2017. Perception-based adaptive quantization for transform-domain Wyner-Ziv video coding. *Multimedia Tools and Applications* 76 (08 2017), 16699–16725.
- [108] Lin Zhang, Ying Shen, and Hongyu Li. 2014. VSI: A visual saliency-induced index for perceptual image quality assessment. *IEEE Transactions on Image Processing* 23, 10 (2014), 4270–4281.
- [109] Qiudan Zhang, Xu Wang, Shiqi Wang, Shikai Li, Sam Kwong, and Jianmin Jiang. 2019. Learning to explore intrinsic saliency for stereoscopic video. In *2019 IEEE/CVF Conference on Computer Vision and Pattern Recognition (CVPR)*. 9741–9750.
- [110] Xinfeng Zhang, Weisi Lin, Shiqi Wang, Jiaying Liu, Siwei Ma, and Wen Gao. 2019. Fine-grained quality assessment for compressed images. *IEEE Transactions on Image Processing* 28, 3 (2019), 1163–1175.
- [111] Xiang Zhang, Siwei Ma, Shiqi Wang, Jian Zhang, Huifang Sun, and Wen Gao. 2021. Divisively normalized sparse coding: toward perceptual visual signal representation. *IEEE Transactions on Cybernetics* 51, 8 (2021), 4237–4250.
- [112] Xinfeng Zhang, Chao Yang, Haiqiang Wang, Wei Xu, and C.-C. Jay Kuo. 2020. Satisfied-user-ratio modeling for compressed video. *IEEE Transactions on Image Processing* 29 (2020), 3777–3789.
- [113] Yun Zhang, Sam Kwong, and Shiqi Wang. 2020. Machine learning based video coding optimizations: a survey. *Information Sciences* 506 (2020), 395–423.
- [114] Yun Zhang, Huanhua Liu, You Yang, Xiaoping Fan, Sam Kwong, and C. C. Jay Kuo. 2021. Deep learning based just noticeable difference and perceptual quality prediction models for compressed video. *IEEE Transactions on Circuits and Systems for Video Technology* (2021). <https://doi.org/10.1109/TCSVT.2021.3076224>
- [115] Yongbing Zhang, Tao Shen, Xiangyang Ji, Yun Zhang, Ruiqin Xiong, and Qionghai Dai. 2018. Residual highway convolutional neural networks for in-loop filtering in HEVC. *IEEE Transactions on Image Processing* 27, 8 (2018), 3827–3841.
- [116] Yun Zhang, Xiaoxiang Yang, Xiangkai Liu, Yongbing Zhang, Gangyi Jiang, and Sam Kwong. 2016. High-efficiency 3D depth coding based on perceptual quality of synthesized video. *IEEE Transactions on Image Processing* 25, 12 (2016), 5877–5891.
- [117] Yun Zhang, Huan Zhang, Mei Yu, Sam Kwong, and Yo-Sung Ho. 2020. Sparse representation-based video quality assessment for synthesized 3D videos. *IEEE Transactions on Image Processing* 29 (2020), 509–524.
- [118] Chen Zhao, Jian Zhang, Siwei Ma, Xiaopeng Fan, Yongbing Zhang, and Wen Gao. 2017. Reducing image compression artifacts by structural sparse representation and quantization constraint prior. *IEEE Transactions on Circuits and Systems for Video Technology* 27, 10 (2017), 2057–2071.
- [119] Yin Zhao, Zhenzhong Chen, Ce Zhu, Yap-Peng Tan, and Lu Yu. 2011. Binocular just-noticeable-difference model for stereoscopic images. *IEEE Signal Processing Letters* 18, 1 (2011), 19–22.
- [120] Mingliang Zhou, Xuekai Wei, Shiqi Wang, Sam Kwong, Chi-Keung Fong, Peter H. W. Wong, Wilson Y. F. Yuen, and Wei Gao. 2019. SSIM-based global optimization for CTU-level rate control in HEVC. *IEEE Transactions on Multimedia* 21, 8 (2019), 1921–1933.