

Physical ZKP for Makaro Using a Standard Deck of Cards

Suthee Ruangwises^{*1} and Toshiya Itoh^{†1}

¹Department of Mathematical and Computing Science, Tokyo Institute of Technology, Tokyo, Japan

Abstract

Makaro is a logic puzzle with an objective to fill numbers into a rectangular grid to satisfy certain conditions. In 2018, Bultel et al. developed a physical zero-knowledge proof (ZKP) protocol for Makaro using a deck of cards, which allows a prover to physically convince a verifier that he/she knows a solution of the puzzle without revealing it. However, their protocol requires several identical copies of some cards, making it impractical as a deck of playing cards found in everyday life typically consists of all different cards. In this paper, we propose a new ZKP protocol for Makaro that can be implemented using a standard deck (a deck consisting of all different cards). Our protocol also uses asymptotically less cards than the protocol of Bultel et al. Most importantly, we develop a general method to encode a number with a sequence of all different cards. This allows us to securely compute several numerical functions using a standard deck, such as verifying that two given numbers are different and verifying that a number is the largest one among the given numbers.

Keywords: zero-knowledge proof, card-based cryptography, Makaro, puzzle

1 Introduction

Makaro is a logic puzzle created by Nikoli, a company that developed many famous logic puzzles including Sudoku and Kakuro. A Makaro puzzle consists of a rectangular grid of white and black cells. White cells are divided into polyominoes called *rooms*, with some cells already containing a number, while each black cell contain an arrow pointing to some direction. The objective of this puzzle is to fill a number into each empty white cell according to the following rules [18].

1. *Room condition:* Each room must contain consecutive numbers starting from 1 to its *size* (the number of cells in the room).
2. *Neighbor condition:* Two (horizontally or vertically) adjacent cells in different rooms must contain different numbers.
3. *Arrow condition:* Each arrow in a black cell must point to the only largest number among the (up to) four numbers in the white cells adjacent to that black cell. See Fig. 1.

		←		2
3		⇒		
	↓			↓
			↑	1

1	2	←	1	2
3	1	⇒	5	3
2	↓	2	4	↓
1	3	4	3	5
2	1	2	↑	1

Figure 1: An example of a Makaro puzzle (left) and its solution (right)

Determining whether a given Makaro puzzle has a solution has been proved to be NP-complete [9].

Suppose that Amber created a difficult Makaro puzzle and challenged her friend Bennett to solve it. After a while, Bennett could not solve her puzzle and began to doubt whether the puzzle has a solution. Amber needs to convince him that her puzzle actually has a solution without revealing it to him. In this situation, Amber needs a *zero-knowledge proof* (ZKP).

1.1 Zero-Knowledge Proof

The concept of a ZKP was first introduced by Goldwasser et al. [5]. A ZKP is an interactive proof between P and V where both of them are given a computational problem x , but only P knows a solution w of x . A ZKP with perfect completeness and perfect soundness must satisfy the following three properties.

1. **Perfect Completeness:** If P knows w , then V always accepts.
2. **Perfect Soundness:** If P does not know w , then V always rejects.
3. **Zero-knowledge:** V learns nothing about w . Formally, there exists a probabilistic polynomial time algorithm S (called a *simulator*) that does not know w but has access to V , and the outputs of S follow the same probability distribution as the ones from the actual protocol.

Many recent results have been focusing on constructing physical ZKPs using objects found in everyday life such as a deck of cards and envelopes. These physical protocols have benefits that they do not require computers and also allow external observers to verify that the prover truthfully executes the protocol (which is often a challenging task for digital protocols). They are also suitable for teaching purpose and can be used to teach the concept of a ZKP to non-experts.

*ruangwises@gmail.com

†titoh@c.titech.ac.jp

1.2 Related Work

1.2.1 Protocol of Bultel et al.

In 2018, Bultel et al. [2] developed the first card-based ZKP protocol for Makaro. Their protocol uses $\Theta(nk)$ cards, where n and k are the number of white cells and the size of the largest room, respectively. However, it requires $\Theta(nk)$ identical copies of a specific card (and also $\Theta(n)$ identical copies of another card).

As a deck of playing cards found in everyday life typically consists of all different cards, $\Theta(nk)$ identical decks are actually required to implement this protocol, making the protocol very impractical. Another option is to use a different kind of deck (e.g. cards from board games) that contains several identical copies of some cards, but these decks are more difficult to find in everyday life.

1.2.2 Other Protocols

Besides Makaro, card-based ZKP protocols for many other logic puzzles have also been developed: Sudoku [6, 26], Nonogram [3, 21], Akari [1], Takuzu [1, 14], Kakuro [1, 15], KenKen [1], Norinori [4], Slitherlink [12], Juosan [14], Numberlink [23], Suguru [20], Ripple Effect [24], Nurikabe [19], Hitori [19], Cryptarithmic [8], and Bridges [25]. All of these protocols, however, either require special tools or use a deck with repeated cards.

An open problem to develop ZKP protocols for logic puzzles using a standard deck (a deck consisting of all different cards) was posed by Koyama et al. [11]. This problem was recently answered by Ruangwises [22], who developed a ZKP protocol for Sudoku using a standard deck, the first standard deck protocol for any kind of logic puzzle. However, the protocol in [22] was specifically designed to tackle only the rules of Sudoku and cannot be applied to verify other numerical functions or other logic puzzles, thus having limited utility.

Other than logic puzzles, card-based protocols have also been widely studied in secure multi-party computation, a setting where multiple parties want to jointly compute a function of their secret inputs without revealing them. Almost all of existing protocols, however, also use a deck with repeated cards. The only exceptions are [10, 11, 16, 17] which proposed AND, XOR, and copy protocols using a standard deck, and [13] which proposed a Yao’s millionaire protocol using a standard deck.

1.3 Our Contribution

Considering the drawback of the protocol of Bultel et al. [2], we aim to develop a more practical ZKP protocol for Makaro that can be implemented using a standard deck.¹

In this paper, we propose a new ZKP protocol for Makaro with perfect completeness and soundness using a standard deck. It is also the second standard deck protocol for any logic puzzle, after the one for Sudoku [22]. Remarkably, our protocol uses asymptotically less cards than the protocol of Bultel et al. (see Table 1). This is a noteworthy achievement as most card-based protocols that use a standard deck generally require more cards than

¹Although a “standard deck” of playing cards found in everyday life typically consists of 52 different cards, in theory we study a general setting where the deck is arbitrarily large, consisting of all different cards.

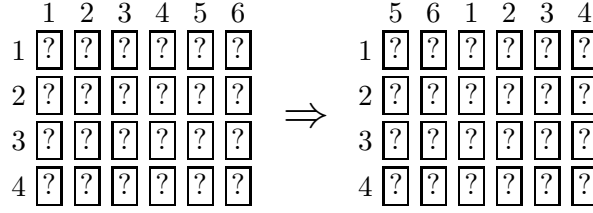


Figure 2: An example of a pile-shifting shuffle on a 4×6 matrix

their counterparts that use a deck with repeated cards [27]. (In particular, the standard deck protocol for Sudoku [22] also requires more cards than its counterpart [26].)

Most importantly, we develop a general method to encode a number with a sequence of all different cards. This allows us to securely compute several numerical functions using a standard deck, such as verifying that two given numbers are different and verifying that a number is the largest one among the given numbers.

Protocol	Standard Deck?	#Cards
Bultel et al. [2]	no	$\Theta(nk)$
Ours	yes	$\Theta(n + k)$

Table 1: The number of required cards for each protocol for Makaro, where n and k are the number of white cells and the size of the largest room, respectively

2 Preliminaries

Let n be the number of white cells and k be the size of the largest room in the Makaro grid.

We assume that all cards used in our protocols have different front sides and identical back sides. For didactic purpose, cards are divided into *sets*. Cards in the same set are denoted by the same letter with different indices, e.g. cards a_1, a_2, a_3, a_4 are in the same set.

In an $\ell \times m$ *matrix* of cards, let Row i denote the i -th topmost row, and Column j denote the j -th leftmost column.

2.1 Pile-Shifting Shuffle

Given an $\ell \times m$ matrix of cards, a *pile-shifting shuffle* rearranges the columns of the matrix by a random cyclic shift unknown to all parties (see Fig. 2).

The pile-shifting shuffle was developed by Shinagawa et al. [28]. It can be implemented in real world by putting the cards in each column into an envelope and then taking turns to apply *Hindu cuts* (taking several envelopes from the bottom and putting them on the top) to the pile of envelopes [29].

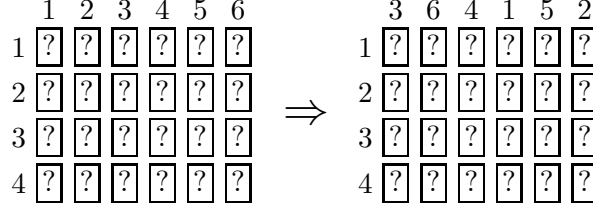


Figure 3: An example of a pile-scramble shuffle on a 4×6 matrix

α_1	β_2	\Leftarrow	γ_1	γ_2
α_3	β_1	\Rightarrow	γ_5	γ_3
α_2	\Downarrow	δ_2	γ_4	\Downarrow
ϵ_1	ζ_3	δ_4	δ_3	δ_5
ϵ_2	ζ_1	ζ_2	\Uparrow	δ_1

Figure 4: A cell card representing each white cell in the solution of the puzzle in Fig. 1

2.2 Pile-Scramble Shuffle

Given an $\ell \times m$ matrix of cards, a *pile-scramble shuffle* rearranges the columns of the matrix by a random permutation unknown to all parties (see Fig. 3).

The pile-shifting shuffle was developed by Ishikawa et al. [7]. It can be implemented in real world by putting the cards in each column into an envelope and then jointly scrambling the envelopes together randomly.

3 Main Protocol

3.1 Cell Cards

We use a *cell card* to represent each white cell in the grid. Cells in the same room are represented by cards in the same set. To avoid confusion, a cell card is always denoted by a Greek letter followed by an index equal to the number in the cell it represents. We have cell cards in sets $\alpha_i, \beta_i, \gamma_i, \dots$ and so on. See Fig. 4 for an example.²

At the beginning, P publicly places a face-down corresponding cell card on each white cell already having a number. Then, P secretly places a face-down corresponding cell card according to his/her solution on each empty white cell.

²Assume that we have ℓ cards with different numbers, e.g. cards with numbers $1, 2, \dots, \ell$. In the example in Fig. 4, we can, for instance, regard cards 1, 2, 3 on cells with numbers 1, 2, 3 in the top-left room as $\alpha_1, \alpha_2, \alpha_3$, cards 4, 5 on cells with numbers 1, 2 in the top-center room as β_1, β_2 , cards 6, 7, 8, 9, 10 on cells with numbers 1, 2, 3, 4, 5 in the top-right room as $\gamma_1, \gamma_2, \gamma_3, \gamma_4, \gamma_5$, and so on.

3.2 Verifying Room Condition

Consider a room R of size p in the Makaro grid containing cells represented by cell cards $\alpha_1, \alpha_2, \dots, \alpha_p$. This subprotocol allows P to show that the cell cards in R consist of a permutation of $\alpha_1, \alpha_2, \dots, \alpha_p$ without revealing their order. It was developed by Sasaki et al. [26].

Besides cell cards, we also use *helping cards* h_i ($i = 1, 2, \dots, k$) in our protocol.

$$\begin{array}{cccc} \boxed{?} & \boxed{?} & \dots & \boxed{?} \\ \alpha_? & \alpha_? & & \alpha_? \\ \boxed{?} & \boxed{?} & \dots & \boxed{?} \\ h_1 & h_2 & & h_p \end{array}$$

Figure 5: A $2 \times p$ matrix constructed in Step 2

1. Take all cell cards in R in any specific order (e.g. from top to bottom, then from left to right) and place them face-down in Row 1 of a matrix M .
2. Publicly place face-down helping cards h_1, h_2, \dots, h_p in Row 2 of M in this order from left to right. M is now a $2 \times p$ matrix (see Fig. 5).
3. Apply the pile-scramble shuffle to M .
4. Turn over all cards in Row 1 of M . If the sequence is a permutation of $\alpha_1, \alpha_2, \dots, \alpha_p$, proceed to the next step; otherwise, V rejects.
5. Turn over all face-up cards in M . Apply the pile-scramble shuffle to M again.
6. Turn over all cards in Row 2 of M . Arrange the columns of M such that the cards in Row 2 are h_1, h_2, \dots, h_p in this order from left to right. Note that the columns of M are now reverted to their original order.
7. Take the cards in Row 1 of M and place them back into room R in the same order we take them in Step 1.

P applies this subprotocol for every room in the Makaro grid to verify the room condition.

However, verifying the neighbor condition and arrow condition is more difficult and cannot be done by using cell cards alone. Therefore, we have to develop a method to encode a number with a sequence of all different cards.

3.3 Encoding Sequences

In previous ZKP protocols for other logic puzzles [2, 20, 23, 24, 25], a number x ($1 \leq x \leq m$) is often encoded by a sequence $E_m(x)$ of m consecutive cards, with all of them being \clubsuit s except the x -th leftmost card being a \heartsuit (e.g. $E_4(2)$ is $\clubsuit \heartsuit \clubsuit \clubsuit$). We will employ that idea to develop an encoding sequence for a number x using all different cards.

Besides cell cards and helping cards, we also use *encoding cards* a_i, b_i, c_i, d_i ($i = 1, 2, \dots, 2k - 1$) in our protocol. (We need four sets of encoding cards because we later have to compare up to four numbers at the same time during the arrow condition verification.)

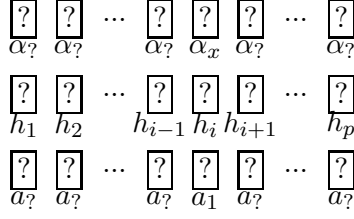


Figure 6: A $3 \times k$ matrix M constructed in Step 5

For a fixed integer $m \leq 2k - 1$, define a sequence $E_m^a(x)$ to be a sequence of m consecutive cards, where the x -th leftmost card is a_1 , and the other $m - 1$ cards are a uniformly random permutation of a_2, a_3, \dots, a_m unknown to V .

The role of the card a_1 in $E_m^a(x)$ is to mark the value of x , similarly to a \heartsuit in $E_m(x)$. Note that the order of a_2, a_3, \dots, a_m must be unknown to V in order for the protocol to be zero-knowledge, so each encoding sequence is for one-time use only.

We also define sequences $E_m^b(x)$, $E_m^c(x)$, and $E_m^d(x)$ analogously, using encoding cards from sets b_i , c_i , and d_i , with cards b_1 , c_1 , and d_1 as marking points, respectively.

3.4 Conversion from Cell Cards to Encoding Sequences

This is the most crucial subprotocol in our protocol. Let w be any white cell represented by a cell card α_x . Suppose that w is located in a room R with size p . This subprotocol allows P to construct an encoding sequence $E_m^a(x)$ for some fixed $m \geq p$ without revealing the value x to V , while leaving all cell cards in R unchanged.

1. Take all cell cards in R in any specific order (e.g. from top to bottom, then from left to right) and place them face-down in Row 1 of a matrix M . Suppose the card α_x is located at Column i of M .
2. Publicly place face-down helping cards h_1, h_2, \dots, h_p in Row 2 of M in this order from left to right.
3. Publicly place face-down encoding card a_1 in Row 3 of M at Column i .
4. Secretly arrange face-down encoding cards a_2, a_3, \dots, a_m in a uniformly random permutation unknown to V . Refer to this sequence as S .
5. Take the $p - 1$ leftmost cards of S and place them in empty cells in Row 3 of M in this order from left to right. Leave the $m - p$ rightmost cards of S unchanged. M is now a complete $3 \times p$ matrix (see Fig. 6).
6. Apply the pile-scramble shuffle to M .
7. Turn over all cards in Row 1 of M . Arrange the columns of M such that the cards in Row 1 are $\alpha_1, \alpha_2, \dots, \alpha_p$ in this order from left to right.
8. Take all cards in Row 3 of M out of the matrix (M now becomes a $2 \times p$ matrix). Refer to the sequence taken from Row 3 of M as T . Append the $m - p$ rightmost cards of S left in Step 5 to the right of T . The appended sequence is $E_m^a(x)$ as desired.

9. Turn over all face-up cards in M . Apply the pile-scramble shuffle to M again.
10. Turn over all cards in Row 2 of M . Arrange the columns of M such that the cards in Row 2 are h_1, h_2, \dots, h_p in this order from left to right. Note that the columns of M are now reverted to their original order.
11. Take the cards in Row 1 of M and place them back into room R in the same order we take them in Step 1.

3.5 Verifying Neighbor Condition

This subprotocol allows P to show that two adjacent cells represented by α_x and β_y in different rooms contain different numbers. The idea of this subprotocol is exactly the same as the one developed by Bultel et al. [2, §3.3 Step 2] to verify the same condition, except that it uses encoding sequences $E_m^a(x)$ and $E_m^b(y)$ instead of $E_m(x)$ and $E_m(y)$.

Let p and q be the sizes of rooms containing α_x and β_y , respectively, and let $m = \max(p, q)$. Note that we have $m \leq k$. First, P applies the conversion protocol in section 3.4 to construct sequences $E_m^a(x)$ and $E_m^b(y)$ from α_x and β_y , respectively. Then, P performs the following steps.

1. Construct a $2 \times m$ matrix M by placing $E_m^a(x)$ and $E_m^b(y)$ in Row 1 and Row 2, respectively.
2. Apply the pile-scramble shuffle to M .
3. Turn over all cards in Row 1 of M . Suppose a_1 is located at Column i .
4. Turn over a card in Row 2 of M at Column i . If it is not b_1 , proceed to the next step; otherwise, V rejects.

P applies this subprotocol for every pair of adjacent cells that are in different rooms in the Makaro grid to verify the neighbor condition.

3.6 Verifying Arrow Condition

Suppose the (up to) four cells adjacent to a black cell containing an arrow are represented by α_x , β_y , γ_z , and δ_t , with an arrow pointing to α_x .³ This subprotocol allows P to show that a number in the cell represented by α_x is the largest one among all numbers in these cells. The idea of this subprotocol is exactly the same as the one developed by Bultel et al. [2, §3.3 Step 3] to verify the same condition, except that it uses encoding sequences $E_{2m-1}^a(x)$, $E_{2m-1}^b(y)$, $E_{2m-1}^c(z)$, and $E_{2m-1}^d(t)$ instead of $E_{2m-1}(x)$, $E_{2m-1}(y)$, $E_{2m-1}(z)$, and $E_{2m-1}(t)$.

Let p , q , r , and s be the sizes of rooms containing α_x , β_y , γ_z , and δ_t , respectively, and let $m = \max(p, q, r, s)$. Note that we have $m \leq k$, and thus $2m-1 \leq 2k-1$. First, P applies the conversion protocol in section 3.4 to construct sequences $E_{2m-1}^a(x)$, $E_{2m-1}^b(y)$, $E_{2m-1}^c(z)$, and $E_{2m-1}^d(t)$ from α_x , β_y , γ_z , and δ_t , respectively. Then, P performs the following steps.

³Some of the cells may be in the same room, but this does not affect the conversion as we apply the conversion protocol to each cell card one by one.

1. Construct a $4 \times (2m - 1)$ matrix M by placing $E_{2m-1}^a(x)$, $E_{2m-1}^b(y)$, $E_{2m-1}^c(z)$, and $E_{2m-1}^d(t)$ in Rows 1, 2, 3, and 4, respectively.
2. Apply the pile-shifting shuffle to M .
3. Turn over all cards in Row 1 of M . Suppose a_1 is located at Column i .
4. Turn over cards in Rows 2, 3, and 4 of M at Columns $i, i + 1, \dots, i + m - 1$ (where the indices are taken modulo $2m - 1$). If none of them is b_1 , c_1 , or d_1 , proceed to the next step; otherwise, V rejects.

P applies this subprotocol for every arrow in the Makaro grid to verify the arrow condition.

If the verification passes for all three conditions, then V accepts.

3.7 Complexity

Our protocol uses n cell cards, k helping cards, and $4(2k - 1)$ encoding cards, resulting in the total of $n + 9k - 4 = \Theta(n + k)$ cards. In comparison, the protocol of Bultel et al. [2] requires $\Theta(nk)$ cards.

4 Proof of Correctness and Security

We will prove the perfect completeness, perfect soundness, and zero-knowledge properties of our protocol.

Lemma 1 (Perfect Completeness). If P knows a solution of the Makaro puzzle, then V always accepts.

Proof. Suppose P knows a solution and places cards on the grid accordingly.

First, we will prove the correctness of the conversion protocol in Section 3.4. From the way we construct the matrix M , in Step 5 the card a_1 is in the same column as α_x , and the other $p - 1$ cards in Row 3 are uniformly distributed among all $\frac{(m-1)!}{(m-p)!}$ permutations of $p - 1$ cards selected from a_2, a_3, \dots, a_m . In Step 7, the card a_1 is moved to Column x . Hence, the appended sequence in Step 8 has a_1 as the x -th leftmost card, and the other $m - 1$ cards are uniformly distributed among all $(m - 1)!$ permutations of a_2, a_3, \dots, a_m (which remains unknown to V). Therefore, the appended sequence is indeed $E_m^a(x)$.

Next, we will prove that the verification of all three conditions will pass.

- For the room condition verification in Section 3.2, the cards that are turned over in Step 4 must be a permutation of $\alpha_1, \alpha_2, \dots, \alpha_p$, so the verification will pass.
- For the neighbor condition verification in Section 3.5, the cell cards are correctly converted to sequences $E_m^a(x)$ and $E_m^b(y)$. Since $x \neq y$, the cards a_1 and b_1 must be in different columns of M . Hence, the card that is turned over in Step 4 cannot be b_1 , so the verification will pass.
- For the arrow condition verification in Section 3.6, the cell cards are correctly converted to sequences $E_{2m-1}^a(x)$, $E_{2m-1}^b(y)$, $E_{2m-1}^c(z)$, and $E_{2m-1}^d(t)$. Since x is the

only largest number among the four numbers, in Step 3 each of the cards b_1 , c_1 , and d_1 must be in one of Columns $i - 1, i - 2, \dots, i - m + 1$ of M (where the indices are taken modulo $2m - 1$). Hence, the cards that are turned over in Step 4 cannot include b_1 , c_1 , or d_1 , so the verification will pass.

Therefore, V always accepts. \square

Lemma 2 (Perfect Soundness). If P does not know a solution of the Makaro puzzle, then V always rejects.

Proof. Suppose P does not know a solution. At least one of the three conditions must be violated.

- If the room condition is violated, consider the room condition verification in Section 3.2 for a room that violates the condition. The cards that are turned over in Step 4 cannot be a permutation of $\alpha_1, \alpha_2, \dots, \alpha_p$, so the verification will fail.
- If the neighbor condition is violated, consider the neighbor condition verification in Section 3.5 for a pair of adjacent cells that that violates the condition. We have $x = y$, so the cards a_1 and b_1 must be in the same column of M . Hence, the card that is turned over in Step 4 must be b_1 , so the verification will fail.
- If the arrow condition is violated, consider the arrow condition verification in Section 3.6 for an arrow that violates the condition. Suppose $y \geq x$. In Step 3, the card b_1 must be in one of Columns $i, i + 1, \dots, i + m - 1$ of M (where the indices are taken modulo $2m - 1$). Hence, the cards that are turned over in Step 4 must include b_1 , so the verification will fail.

Therefore, V always rejects. \square

Lemma 3 (Zero-Knowledge). During the verification, V learns nothing about P 's solution.

Proof. It is sufficient to show that all distributions of cards that are turned face-up can be simulated by a simulator S that does not know P 's solution.

- In the room condition verification in Section 3.2:
 - In Step 4, the orders of face-up cards are uniformly distributed among all $p!$ permutations of $\alpha_1, \alpha_2, \dots, \alpha_p$, so it can be simulated by S .
 - In Step 6, the orders of face-up cards are uniformly distributed among all $p!$ permutations of h_1, h_2, \dots, h_p , so it can be simulated by S .
- In the conversion protocol in Section 3.4:
 - In Step 7, the orders of face-up cards are uniformly distributed among all $p!$ permutations of $\alpha_1, \alpha_2, \dots, \alpha_p$, so it can be simulated by S .
 - In Step 10, the orders of face-up cards are uniformly distributed among all $p!$ permutations of h_1, h_2, \dots, h_p , so it can be simulated by S .
- In the neighbor condition verification in Section 3.5:

- In Step 3, the orders of face-up cards are uniformly distributed among all $m!$ permutations of a_1, a_2, \dots, a_m , so it can be simulated by S .
- In Step 4, the face-up card has an equal probability to be one of b_2, b_3, \dots, b_m , so it can be simulated by S .
- In the arrow condition verification in Section 3.6:
 - In Step 3, the orders of face-up cards are uniformly distributed among all $(2m-1)!$ permutations of $a_1, a_2, \dots, a_{2m-1}$, so it can be simulated by S .
 - In Step 4, the orders of face-up cards in Row 2 are uniformly distributed among all $\frac{(2m-2)!}{(m-2)!}$ permutations of m cards selected from $b_2, b_3, \dots, b_{2m-1}$. The same goes for face-up cards in Row 3 and Row 4, with m cards selected from $c_2, c_3, \dots, c_{2m-1}$ and $d_2, d_3, \dots, d_{2m-1}$, respectively. So, it can be simulated by S .

Therefore, we can conclude that V learns nothing about P 's colusion. \square

5 Future Work

We developed a ZKP protocol for Makaro using a standard deck, which requires asymptotically less cards than the existing protocol of Bultel et al. [2]. We also developed a general method to encode a number with a sequence of all different cards, which allows us to securely compute several numerical functions using a standard deck, such as verifying that two given numbers are different and verifying that a number is the largest one among the given numbers. This method can be used to verify solutions of some other logic puzzles including Suguru. Possible future work includes developing standard deck protocols to verify solutions of other logic puzzles (e.g. Kakuro, Numberlink), or to compute broader types of functions.

References

- [1] X. Bultel, J. Dreier, J.-G. Dumas and P. Lafourcade. Physical Zero-Knowledge Proofs for Akari, Takuzu, Kakuro and KenKen. In *Proceedings of the 8th International Conference on Fun with Algorithms (FUN)*, pp. 8:1–8:20 (2016).
- [2] X. Bultel, J. Dreier, J.-G. Dumas, P. Lafourcade, D. Miyahara, T. Mizuki, A. Nagao, T. Sasaki, K. Shinagawa and H. Sone. Physical Zero-Knowledge Proof for Makaro. In *Proceedings of the 20th International Symposium on Stabilization, Safety, and Security of Distributed Systems (SSS)*, pp. 111–125 (2018).
- [3] Y.-F. Chien and W.-K. Hon. Cryptographic and Physical Zero-Knowledge Proof: From Sudoku to Nonogram. In *Proceedings of the 5th International Conference on Fun with Algorithms (FUN)*, pp. 102–112 (2010).
- [4] J.-G. Dumas, P. Lafourcade, D. Miyahara, T. Mizuki, T. Sasaki and H. Sone. Interactive Physical Zero-Knowledge Proof for Norinori. In *Proceedings of the 25th International Computing and Combinatorics Conference (COCOON)*, pp. 166–177 (2019).

- [5] S. Goldwasser, S. Micali and C. Rackoff. The knowledge complexity of interactive proof systems. *SIAM Journal on Computing*, 18(1): 186–208 (1989).
- [6] R. Gradwohl, M. Naor, B. Pinkas and G.N. Rothblum. Cryptographic and Physical Zero-Knowledge Proof Systems for Solutions of Sudoku Puzzles. *Theory of Computing Systems*, 44(2): 245–268 (2009).
- [7] R. Ishikawa, E. Chida and T. Mizuki. Efficient Card-Based Protocols for Generating a Hidden Random Permutation Without Fixed Points. In *Proceedings of the 14th International Conference on Unconventional Computation and Natural Computation (UCNC)*, pp. 215–226 (2015).
- [8] R. Isuzugawa, D. Miyahara and T. Mizuki. Zero-Knowledge Proof Protocol for Cryptarithmic Using Dihedral Cards. In *Proceedings of the 19th International Conference on Unconventional Computation and Natural Computation (UCNC)*, pp. 51–67 (2021).
- [9] C. Iwamoto, M. Haruishi and T. Ibusuki. Herugolf and Makaro are NP-complete. In *Proceedings of the 9th International Conference on Fun with Algorithms (FUN)*, pp. 24:1–24:11 (2018).
- [10] A. Koch, M. Schrempp and M. Kirsten. Card-Based Cryptography Meets Formal Verification. *New Generation Computing*, 39(1): 115–158 (2021).
- [11] H. Koyama, D. Miyahara, T. Mizuki and H. Sone. A Secure Three-Input AND Protocol with a Standard Deck of Minimal Cards. In *Proceedings of the 16th International Computer Science Symposium in Russia (CSR)*, pp. 242–256 (2021).
- [12] P. Lafourcade, D. Miyahara, T. Mizuki, L. Robert, T. Sasaki and H. Sone. How to construct physical zero-knowledge proofs for puzzles with a “single loop” condition. *Theoretical Computer Science*, 888: 41–55 (2021).
- [13] D. Miyahara, Y. Hayashi, T. Mizuki and H. Sone. Practical card-based implementations of Yao’s millionaire protocol. *Theoretical Computer Science*, 803: 207–221 (2020).
- [14] D. Miyahara, L. Robert, P. Lafourcade, S. Takeshige, T. Mizuki, K. Shinagawa, A. Nagao and H. Sone. Card-Based ZKP Protocols for Takuzu and Juosan. In *Proceedings of the 10th International Conference on Fun with Algorithms (FUN)*, pp. 20:1–20:21 (2020).
- [15] D. Miyahara, T. Sasaki, T. Mizuki and H. Sone. Card-Based Physical Zero-Knowledge Proof for Kakuro. *IEICE Transactions on Fundamentals of Electronics, Communications and Computer Sciences*, E102.A(9): 1072–1078 (2019).
- [16] T. Mizuki. Efficient and Secure Multiparty Computations Using a Standard Deck of Playing Cards. In *Proceedings of the 15th International Conference on Cryptology and Network Security (CANS)*, pp. 484–499 (2016).
- [17] V. Niemi and A. Renvall. Solitaire Zero-knowledge. *Fundamenta Informaticae*, 38(1,2): 181–188 (1999).

- [18] Nikoli: Makaro. <https://www.nikoli.co.jp/en/puzzles/makaro.html>
- [19] L. Robert, D. Miyahara, P. Lafourcade and T. Mizuki. Interactive Physical ZKP for Connectivity: Applications to Nurikabe and Hitori. In *Proceedings of the 17th Conference on Computability in Europe (CiE)*, pp. 373–384 (2021).
- [20] L. Robert, D. Miyahara, P. Lafourcade and T. Mizuki. Physical Zero-Knowledge Proof for Suguru Puzzle. In *Proceedings of the 22nd International Symposium on Stabilization, Safety, and Security of Distributed Systems (SSS)*, pp. 235–247 (2020).
- [21] S. Ruangwises. An Improved Physical ZKP for Nonogram. In *Proceedings of the 15th Annual International Conference on Combinatorial Optimization and Applications (COCOA)*, pp. 262–272 (2021).
- [22] S. Ruangwises. Two Standard Decks of Playing Cards Are Sufficient for a ZKP for Sudoku. In *Proceedings of the 27th International Computing and Combinatorics Conference (COCOON)*, pp. 631–642 (2021).
- [23] S. Ruangwises and T. Itoh. Physical Zero-Knowledge Proof for Numberlink Puzzle and k Vertex-Disjoint Paths Problem. *New Generation Computing*, 39(1): 3–17 (2021).
- [24] S. Ruangwises and T. Itoh. Physical Zero-Knowledge Proof for Ripple Effect. *Theoretical Computer Science*, 895: 115–123 (2021).
- [25] S. Ruangwises and T. Itoh. Physical ZKP for Connected Spanning Subgraph: Applications to Bridges Puzzle and Other Problems. In *Proceedings of the 19th International Conference on Unconventional Computation and Natural Computation (UCNC)*, pp. 149–163 (2021).
- [26] T. Sasaki, D. Miyahara, T. Mizuki and H. Sone. Efficient card-based zero-knowledge proof for Sudoku. *Theoretical Computer Science*, 839: 135–142 (2020).
- [27] K. Shinagawa and T. Mizuki. Secure Computation of Any Boolean Function Based on Any Deck of Cards. In *Proceedings of the 13th International Frontiers of Algorithmics Workshop (FAW)*, pp. 63–75 (2019).
- [28] K. Shinagawa, T. Mizuki, J.C.N. Schuldt, K. Nuida, N. Kanayama, T. Nishide, G. Hanaoka and E. Okamoto. Card-Based Protocols Using Regular Polygon Cards. *IEICE Transactions on Fundamentals of Electronics, Communications and Computer Sciences*, E100.A(9): 1900–1909 (2017).
- [29] I. Ueda, D. Miyahara, A. Nishimura, Y. Hayashi, T. Mizuki and H. Sone. Secure implementations of a random bisection cut. *International Journal of Information Security*, 19(4): 445–452 (2020).