

A Large-Scale Characterization of How Readers Browse Wikipedia

Tiziano Piccardi
EPFL
tiziano.piccardi@epfl.ch

Martin Gerlach
Wikimedia Foundation
mgerlach@wikimedia.org

Akhil Arora
EPFL
akhil.arora@epfl.ch

Robert West
EPFL
robert.west@epfl.ch

ABSTRACT

Despite the importance and pervasiveness of Wikipedia as one of the largest platforms for open knowledge, surprisingly little is known about how people navigate its content when seeking information. To bridge this gap, we present the first systematic large-scale analysis of how readers browse Wikipedia. Using billions of page requests from Wikipedia’s server logs, we measure how readers reach articles, how they transition between articles, and how these patterns combine into more complex navigation paths. We find that navigation behavior is characterized by highly diverse structures. Although most navigation paths are shallow, comprising a single pageload, there is much variety, and the depth and shape of paths vary systematically with topic, device type, and time of day. We show that Wikipedia navigation paths commonly mesh with external pages as part of a larger online ecosystem, and we describe how naturally occurring navigation paths are distinct from targeted navigation in lab-based settings. Our results further suggest that navigation is abandoned when readers reach low-quality pages. These findings not only help in identifying potential improvements to reader experience on Wikipedia, but also in better understanding of how people seek knowledge on the Web.

1 INTRODUCTION

Homo sapiens is a born knowledge seeker. Many of the most consequential evolutionary, cultural, and technological advances in humans have related to enhancing their ability to find, ingest, process, and transfer knowledge, from the evolution of bipedalism, large brains, and language to the invention of writing, telecommunication, and the Web. Given the central importance of knowledge seeking to human nature—captured by the very name *Homo sapiens* and epitomized by the view of humans as *informavores* [30]—, understanding how humans seek information is of key significance across disciplines, in the basic as well as the applied sciences. In the basic sciences, biologists, psychologists, anthropologists, among others, stand to gain fundamental insights into how humans function, whereas in the applied sciences, such insights can enable the design of more effective tools and information environments, such that humans can more readily find relevant knowledge in an ever-surging flood of information.

Closely observing humans as they seek knowledge is, however, challenging, since it requires measuring predominantly mental behaviors at a great level of detail. As a consequence, although much work has been dedicated to shedding light on human knowledge seeking behavior (see Sec. 2), it has faced important limitations: Surveys [60] and thinking-out-loud studies [34] are prone to cognitive biases, as humans generally perform poorly at introspection [36]. Lab-based experiments [28] typically involve small samples consisting of biased populations (e.g., university students)

and are thus frequently not representative and might lack statistical power. Studies based on surrogate tasks (e.g., navigation games [58]), although measuring navigation-related skills, do not capture real-world, self-motivated knowledge seeking and may thus lack external validity [37]. Finally, studies based on aggregated versions of real-world knowledge seeking traces (specifying page-to-page transition counts instead of full traces [10, 13]), although capturing local, page-level choices accurately, may lack relevant trace-level information (e.g., relating the start of a trace to its end).

We overcome these limitations in the context of encyclopedic knowledge seeking—an important special case of human knowledge seeking—by leveraging a large-scale dataset of digital traces compiled from one month’s worth of English Wikipedia’s complete server logs, which offer unprecedented opportunities for observing humans interacting with knowledge in great detail. Wikipedia is the largest encyclopedia ever built, is freely accessible across the globe—attracting billions of monthly views from an audience whose representativeness far surpasses that of lab-based studies—, fulfills a wide range of information needs [27, 48], and records all pageloads in its server logs. The logs are thus uniquely suited for providing a geographically and temporally complete mirror of real-world, self-motivated encyclopedic knowledge seeking.

In contrast to prior work, which has leveraged Wikipedia’s server logs to shed light on specific aspects of reader behavior (including reasons for visiting Wikipedia [27, 48], engagement with citations and external links [31, 40, 41], studying variation in dwell time [51], and measuring geo-localized collective behavior [52]), the present paper is the first to employ the logs in a principled, broad analysis with the goal of systematically elucidating the nature and structure of encyclopedic knowledge seeking pathways. By analyzing billions of navigation traces extracted from the logs (Sec. 3), we span three levels of aggregation in our research questions:

- (1) *Unigram level*: How do readers reach Wikipedia articles? (Sec. 4)
- (2) *Bigram and trigram level*: How do readers transition from one article to the next? (Sec. 5)
- (3) *Session level*: What is the structure of entire reading sessions? (Sec. 6)

We find that Wikipedia navigation traces expose a wide variety of structures; although shallow sessions consisting of single pageloads dominate, we observe a long tail of long, complex traces, whose depth and shape vary systematically with topic, device type, and time of day. We highlight that Wikipedia navigation does not happen in isolation, but is embedded in sessions where users transition fluidly to and from the external Web. This aspect, as well as other differences that emerge, distinguishes real-world, in-the-wild Wikipedia usage from the targeted navigation behavior captured

by lab-based studies. Finally, we find strong evidence that users stop navigating when reaching low-quality articles.

These results have important implications for Wikipedia and beyond. Understanding how readers explore content on Wikipedia is critical for framing its role in fulfilling information needs and for making design decisions regarding its structure, format, accessibility, and supportive tools such as recommender systems. Going beyond Wikipedia, these findings deepen our understanding of how humans navigate information when seeking knowledge.

2 RELATED WORK

Navigation on the Web. Characterizing the user navigation on the Web is a challenging task because of the limited availability of data. Previous work focused on modeling navigation patterns based on server logs of large websites or by using modified browser versions. A common finding is that people frequently revisit the same content multiple times [1, 50]. This repeat consumption behavior, which is abandoned when the person gets bored of the content [4], makes human mobility on the Web predictable [23]. Although researchers found that Web users are not strictly Markovian (the page visited next does not depend exclusively on the current state) [6], many prediction models approximate the navigation of users on a network with Markov chains [8, 29, 43] and hybrid models [3, 18, 20, 35].

In terms of applications, navigation traces have proven useful as a tool to improve the website navigability by identifying missing links [24, 38, 57] and other usability issues that normally require the work of domain experts [12]. Similarly, navigation logs can be used to compute semantic relatedness of pages by studying what content is typically accessed together [7, 49].

Reader behavior on Wikipedia. Researchers have studied how readers behave when reading Wikipedia. Recent work focuses on the interaction with external links [41] and references [31, 40], and on the reading time of articles [51]. Researchers have concluded that Wikipedia users have reading patterns that fall in different categories, such as exploration, focus, trending, and passing [26], and that readers prefer links that lead to the periphery of the network, about semantically similar content and located at the top of the article [10, 25]. Other studies have investigated the inter-event time in the navigation logs of Wikipedia and found strong regularities in the temporal rhythms, which suggest a good rule-of-thumb for segmenting sessions after inactivity periods of one hour [16].

These studies are complemented by investigations of the motivations for visiting Wikipedia [27, 48], which describe a variety of factors such as current events, media coverage of a topic, personal curiosity, work or school assignments, or boredom.

Closest in spirit to the present work, multiple approaches have been used to study human navigation on Wikipedia. The public clickstream [59] contains transition counts for pairs of articles. Although the clickstream constitutes an aggregated and filtered version of the server logs, it has been used to study how different topics relay more traffic than others [9, 13], and how readers' navigation paths tend to start general and become incrementally more focused at every step [45].

Other approaches to understanding readers' navigation have identified different types of curiosity during Wikipedia exploration

by relying on data shared by volunteers [28], while yet others have characterized human navigation as manifested in digital traces obtained via Wikipedia navigation games such as Wikispeedia [58], where players start from a random article and are tasked to reach a target page in as few clicks as possible by following links only. These trajectories, denoted as *targeted navigation* here, show how efficient people are at finding short paths [17, 55, 56]. In contrast to natural navigation, targeted navigation posits an unambiguous definition of success (i.e., reaching the target article), which allows researchers to study how people drift away from the best path and when they abandon the search [21, 46].

3 MATERIALS AND METHODS

The data sources exploited in this study include user traces mined from Wikipedia's server logs and features extracted from articles.

3.1 Pageloads

To study how readers navigate Wikipedia, we analyze the server logs of the English edition collected for four weeks between 1 and 28 March 2021. This data contains an entry for each time a Wikipedia page is loaded. It is automatically collected for analytic purposes on Wikimedia's infrastructure and deleted after 90 days.

We limit our analysis to the pageload requests for articles (MediaWiki namespace 0), filtering out requests from bots. To protect readers' privacy, we remove sensitive information in several steps: discarding pageloads from readers who edited or were logged in during the time of data collection; discarding all requests from countries with at least one day with fewer than 300 pageloads; generating (pseudo) user identifiers by hashing IPs and user agent strings, as done in previous work [38]; and dropping IP, user agent, and fine-grained geo information. In total, these anonymization steps lead to the removal of around 3% of the data. In addition, we perform the following filtering steps. First, we drop pageloads of the *Main_Page* article, as it does not represent any specific entity. These requests may come from users who set Wikipedia as the browser's default page. Second, we remove traffic from massively shared IPs, which would make it hard to study individual activities, by dropping all user identifiers with more than 2,800 pageloads, or on average 100 per day, removing 28k (0.0019%) user identifiers. The final dataset contains 6.52B pageloads associated with 1.47B user identifiers.

3.2 Article features

To characterize the content viewed by the readers, we collect a set of article features. To ensure alignment between the server logs and the articles' content, we compute the features for the revisions of the public snapshot released at the end of March 2021. We obtain article features such as the number of outgoing links, the PageRank, and article quality score [14], and topic. For the latter, we use two approaches: (1) ORES [15] probabilities for 64 manually curated topics, used for assigning topical labels to articles; (2) WikiPDA [42] topic vectors, used for placing articles in a 300-dimensional topic space.

Table 1: Statistics of referrers of single pageloads.

Origin	Desktop	Mobile	Total
Search engines	45.97%	48.77%	45.72%
Wikipedia			
Articles	35.64%	35.75%	35.72%
Main page	1.65%	0.70%	1.06%
Lang. switching	1.62%	0.50%	0.92%
Categories	0.59%	0.25%	0.39%
Search page	0.38%	0.22%	0.29%
Special pages	0.07%	0.01%	0.03%
Portals	0.03%	0.01%	0.02%
Others	0.01%	0.07%	0.03%
Unspecified origin	12.64%	13.03%	12.88%
External websites	1.36%	0.70%	0.95%
Others	4.36%	1.73%	2.73%

4 RESULTS: UNIGRAM LEVEL

We use the term “ n -gram” to designate a sequence of n subsequent pageloads from the same user. We start our analysis with unigrams ($n = 1$) and enumerate how readers can reach Wikipedia articles. We classify Web traffic according to HTTP referrers and quantify the frequency of each type (Table 1). In total, 4B (61.5%) pageloads have external or empty referrers and are thus entry points to Wikipedia.

Search engines. The most common way to reach the content of Wikipedia is through external search engines, at 3.1B pageloads (45.9% of all recorded traffic, or 77.4% of external traffic). This volume reflects the significant value offered by Wikipedia in fulfilling the information needs of search engine users [2, 53].

Wikipedia. Clicks from other articles account for 35.7% of all traffic. Interestingly, as observed in previous work [33], 6.6% of these pageloads happen through links that do not exist in the link network itself, but likely through other interactions such as Wikipedia’s search drop down menu. Content can also be reached from other pages on the Wikipedia platform: (1) the main page, (2) category pages, (3) Wikipedia’s internal search, (4) portals, (5) other Wikipedia pages, including talk pages or pages in other languages (language switching).

Unspecified origin. In 12.9% of all traffic, we observe an empty referrer field. Multiple reasons can produce a request without an explicit origin, including direct access via the browser history, redirects from apps, bookmarks, search toolbars, or when the link source has explicitly turned on the *noreferrer* property.

External websites. In total, 0.95% of the requests originated from external websites that are not search engines nor Wikipedia domains. Among those, the most common sources are Facebook (15.6%), Reddit (9.6%), YouTube (8.0%), and Twitter (4.3%).

Others. Other external visits come from Android Web views and custom embedded visualizations, with the most common being the Telegram and Reddit sync apps, and Facebook on Android devices.

5 RESULTS: BIGRAM AND TRIGRAM LEVEL

Next, we move from unigrams to bigrams to understand how readers transition between Wikipedia articles. We study events aggregated by user identifier and sorted by time to investigate the properties of consecutive pageloads and their inter-event time. Here it is important to note that the Wikipedia server instructs the browser

Table 2: Frequencies of bigram and trigram patterns.

Device	AB	AA	ABC	ABA	ABB	AAB	AAA
Desktop	0.900	0.099	0.749	0.121	0.047	0.049	0.031
Mobile	0.880	0.119	0.719	0.143	0.055	0.053	0.027
Total	0.888	0.111	0.732	0.134	0.052	0.052	0.029

to disable the cache, such that the server logs contain essentially all pageloads events, including cases when the readers reloaded an article, e.g., by using the back button.

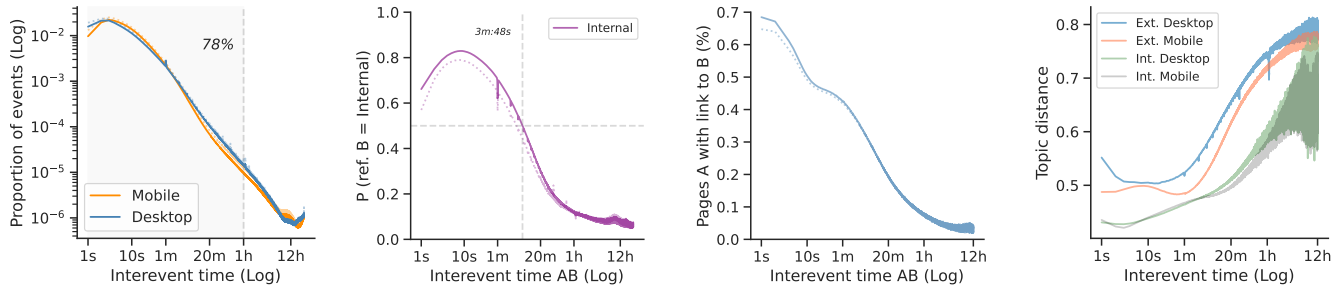
Bigrams. The logs contain 3.95B bigrams (i.e., two subsequent pageloads by the same user with less than one hour in between [16]). The emerging patterns, described next, are summarized in Table 2.

The most frequent bigram pattern (“AB” in Table 2) corresponds to transitions between two different articles. It can happen both through internal and external navigation (cf. Fig. S1). This pattern represents around 89% of all bigrams. The other possible bigram pattern (“AA” in Table 2), corresponds to the consecutive reload of the same article. Representing 11% of all bigrams, it is rather common (84% share the same referrer). This pattern appears at least once in 37% of the navigation histories of readers with at least two pageloads in the month of data collection. This pattern in the log can be generated by different client behaviors (cf. Fig. S1), including repeated consumption as described in previous work [4, 50], user activities involving external navigation, or artificial reloads by the browser when a tab unloaded from memory is restored.

Trigrams. Finally, we also briefly consider the 2.98B trigrams present in the logs. The most common trigram pattern (73%, “ABC” in Table 2) represents transitions between three different articles. A variety of behaviors can generate this pattern, including sequential clicks or multitab behavior (cf. Fig. S1). The second most common trigram pattern (13%, “ABA” in Table 2) can be generated by intentionally revisiting the same page or by clicking the back button (cf. Fig. S1). In 89% of ABA instances, the first and last event also share the same referrer. The remaining trigram patterns (ABB, AAB, AAA) are combinations of the bigrams described above.

Dynamics of transitions. In order to understand the dynamics of these transitions, we investigate the inter-event time between the two pageloads in each bigram. The interval between two consecutive pageloads peaks at very short times, with a median of 74 seconds (63 and 93 seconds for mobile and desktop devices, respectively). However, as Fig. 1a shows, the distribution is long-tailed, with 22% of pairs separated by more than one hour.

Investigating the referrer of the second page of the bigrams reveals that readers frequently do not use internal links to transition between two articles, but external pages by leaving and re-entering Wikipedia. These external transitions are not rare: in 35.2% (or 40.1% when including AA patterns) of the bigrams with less than one hour between the two events, the second page was reached through external navigation. This observation is corroborated by Fig. 1b, which shows that for pairs with an inter-event time greater than 3 minutes and 48 seconds, transitions via internal links are even less common than transitions via external navigation. External transitions tend to be semantically coherent: considering all 1.4B AB-type bigrams where the second page is reached via search, in 15% of the cases, the first page explicitly contained the link. This



(a) Distrib. of inter-event times (b) Prob. of internal transition (c) External transitions with link (d) Distance between pageloads
Figure 1: Statistics of bigrams as a function of the inter-event time between two pageloads. Dashed curves represent the distributions with AA patterns included.

proportion increases to 30% [60–70%] when considering pairs with an inter-event time of less than one hour [less than 10 seconds] (Fig. 1c). The topical coherence of these transitions is also visible by observing the jump size in topic space. Fig. 1d plots the average topical distance (measured by the cosine of WikiPDA vectors, cf. Sec. 3.2) as a function of inter-event time, showing that external navigation recorded within a few minutes from the previous pageload shows topical distance comparable to internal navigation.

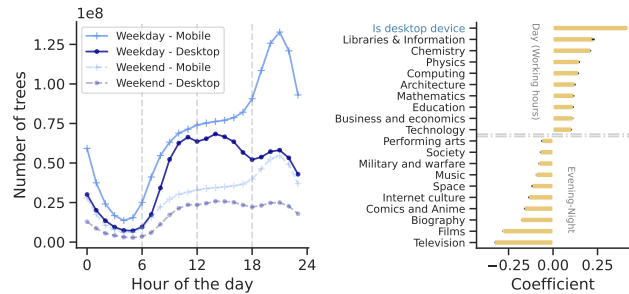
6 RESULTS: SESSION LEVEL

Using our insights about navigation at the unigram, bigram, and trigram levels, we can now characterize entire navigation sessions. We start by introducing two different approaches to conceptualize navigation sessions (Sec. 6.1) and discuss how each captures different aspects of readers’ navigation. We then describe the properties of reader navigation by focusing on three aspects of the resulting sessions: contextual features defining when and how sessions start (Sec. 6.2), structural features of sessions (Sec. 6.3), and finally, the evolution of various article properties over the course of navigation sessions (Sec. 6.4).

6.1 Conceptualizing reader sessions

We introduce two notions of a user session, each capturing different aspects of navigation pathways (details below): (1) *navigation trees* connect pageloads hierarchically based on referrer information, whereas (2) *reading sequences* order pageloads linearly based on temporal information. From the original 6.52B pageloads, we obtain 3.7B navigation trees and 2.51B reading sequences.

Navigation trees [38] describe how readers traverse Wikipedia by following internal links. We generate a tree by connecting pageloads via the referrer contained in HTTP headers. Pages reached through internal transitions are added as children of the most recent load of the referrer, while pageloads with external or *Main_Page* referrers generate a new tree. If a page is loaded multiple times from the same referrer, the parent node retains only the first instance as a child. This method has the advantage of representing coherent sessions created through clicks on internal links and of capturing multitab behavior. The downside is the difficulty to capture content consumption over time for subsequent pages not reached through internal clicks, even if close in time (a common pattern, cf. Sec. 5).



(a) Number of trees (b) Features from regression

Figure 2: Statistics about time of day of sessions

Reading sequences describe how readers consume content in temporal order. They are defined as linear sequences of all pageloads by the same user ordered by time. Sequences are split if the inter-event time between two consecutive pageloads separated by external navigation exceeds a threshold value of one hour, following recommendations from previous studies [16] and common practice [27, 48]. Within such sessions, we keep only the first pageload of each article, in order to only capture the first exposure of the respective content. This method generates topically less coherent sessions, capturing the temporal and linear sequence of pageloads of a reader within a defined period of time, both via internal and external transitions (e.g., multiple external searches). This method has the disadvantage of being a simplification of how readers explore the link network, and a fixed threshold of one hour may not be ideal in every context.

6.2 Session context: time and device

We study the context of a session by focusing on the time of the first pageload and the device used to access Wikipedia. This section focuses on navigation trees, but reading sequences give qualitatively similar results (cf. Fig. S5b, Fig. S3a).

Time. To remove confounding via different timezones, we use the geolocation information to normalize the time of all pageloads to local time. The distribution of session starting times follows a regular circadian rhythm (Fig. 2a and Fig. S4a). Both access methods (desktop and mobile) show a similar pattern during the day, with a substantial increase of mobile sessions in the evening. Wikipedia has fewer sessions during weekends, but with similar temporal

distributions as working days. The desktop distribution shows dents at 12:00 and 18:00, mirroring work rhythms with a lunch break around noon and the end of work in the evening (and possibly commuting).

In order to understand which features are associated with requests at different times of the day, we fitted a logistic regression to predict if a pageload was observed during the day or evening/night. We represent each pageload by its topic probabilities (obtained from ORES, cf. Sec. 3.2) and the type of device (desktop or mobile). Binarizing the target variable by representing daytime (9:00–18:00) as the positive class, we obtain an AUC of 0.586. Inspecting feature importance (Fig. 2b) shows that desktop devices and articles associated with STEM and education are associated with sessions starting during the day, whereas topics about entertainment are predictors of sessions starting during the evening or night.

Device. Fig. 2a indicates that people prefer different devices at different times of day. Next, we study whether specific topics are associated with device types by representing each pageload with the vector of topic probabilities (obtained from ORES) and a feature indicating if the page was loaded during the daytime. We again fit a logistic regression to predict the device used, with an AUC of 0.639. Inspecting feature importance shows that people tend to access STEM and business content from desktop devices, and biographies, entertainment, and medicine from mobile (Fig. S3).

6.3 Structure of sessions

Session length. We measure session length as the number of pageloads in the navigation tree or the reading sequence, respectively. Most sessions consist of a single pageload (Fig. 3a), but the length distribution also exposes a long tail (Fig. 3b). Therefore, we summarize session lengths via the geometric mean (arithmetic mean in parentheses). By construction, reading sequences tend to be longer because, unlike navigation trees, they merge both external and internal transitions.

In the case of reading sequences, the average session length shows differences with respect to the access method, with an average length of 1.41 (1.99) for mobile, and 1.54 (2.40) for desktop. This difference is less pronounced for navigation trees, where mobile sessions contain on average 1.23 (1.5) articles, vs. 1.24 (1.5) for desktop. The average session length varies during the day, with readers engaging in longer sessions during the evening and night, for both navigation trees and reading sequences (Fig. 3c and Fig. S4b).

To understand what properties are associated with short sessions consisting of a single pageload, we fitted a logistic regression to predict if the reader will continue after loading the first page in a navigation tree (results are qualitatively identical for reading sequences; Fig. S5a), representing each first pageload with its topic probabilities (obtained from ORES), device type, and time of day, and obtaining a model with an AUC of 0.606. Inspecting the coefficients of the regression (Fig. 3d), we find that longer [shorter] sessions are associated with topical content around entertainment [STEM and medicine]. This observation is corroborated by the substantial difference in average navigation tree size across topics (Table S1).

Shape of navigation trees. In order to better understand how readers navigate the link network, we analyze the shape of navigation trees (in contrast, the shape of reading sequences is, by construction, always a linear chain). The three most common patterns (Fig. 4, left) are described as follows, in order of decreasing frequency: (1) a linear chain of pageloads; (2) fanning out from one page to several different pages, e.g., by opening multiple tabs or rolling back and selecting a different path; (3) a combination of the two (one-step chain followed by fanning out). These three patterns remain the most frequent for all tree sizes (Fig. 4, right).

We further characterize the different strategies associated with navigation trees in terms of tree depth (i.e., average length of paths from the root to the leaves) and breadth (i.e., average out-degree of non-leaves in the tree) for trees starting with different topics. Noting that the two metrics are almost perfectly anti-correlated and that the relative ordering of topics is stable across all tree sizes (Fig. S6), we define an aggregate tree-breadth ranking for each topic based on the average rank across tree sizes (Table S2). This shows that entertainment topics are associated with wider trees with higher branching, and STEM topics are characterized by deeper trees with a more chain-like structure.

6.4 Within-session article-property evolution

To shed light on navigation dynamics, we track the evolution of different article properties within sessions. Our evolution analysis revolves around three domains: topic space (distance from the first and previous articles), quality, and network centrality (out-degree and PageRank). Here, reading sequences are represented as defined above, whereas a navigation tree is represented by the linear path from the root to the temporally last leaf, from where the reader ceased to click further via internal links.

It is important to note that these two approaches can produce different sequences of pageloads: e.g., a pageload in position 1 of a navigation tree could be in position 4 of a reading sequence (as in Fig. S2). Also, the last pageload of each sequence can have different interpretations: for navigation trees, the reader stopped link-based navigation on that page, whereas for reading sequences, the reader left Wikipedia for at least one hour.

In order to better interpret our observations, we compare them with three null models corresponding to different random walkers. We randomly sample 120M paths from the navigation trees, and run (from the tree’s starting article) (1) an *unbiased random walker* that selects the next steps with uniform probability from the available links and generates a sequence of the same length as the original path; (2) a *extrinsic-stop biased random walker* that selects the next step based on the pairwise transition probabilities obtained from the public clickstream and generates a sequence of the same length as the original path; (3) an *intrinsic-stop biased random walker* that selects the next step—or stops—based on the pairwise transition probabilities from the public clickstream [45]. We consider sessions up to length 15, stratifying by session length.

Topic space. We measure the topical distance between articles via the KL divergence of their respective WikiPDA topic distribution vectors (Sec. 3.2). For robustness, we tried different topic models (WikiPDA and ORES) and different distance metrics (KL divergence, Euclidean, cosine, and Wasserstein), obtaining qualitatively similar

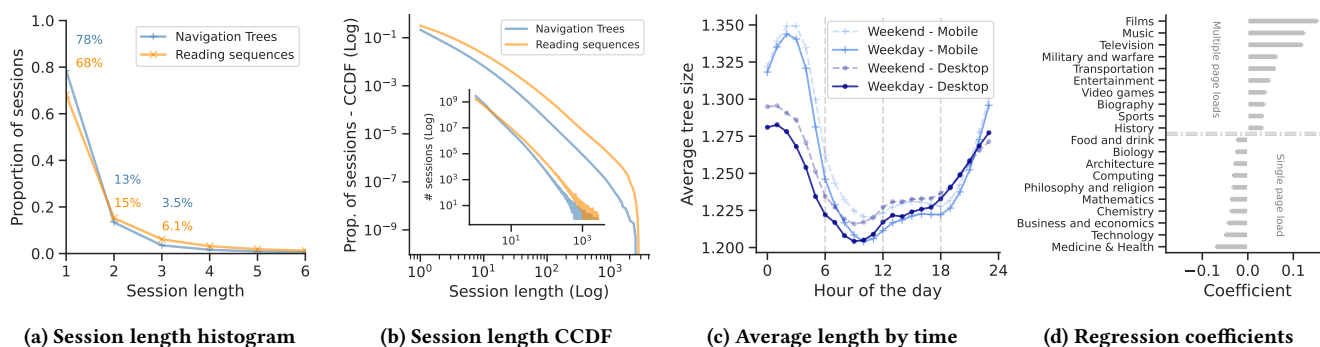


Figure 3: Session-length statistics.

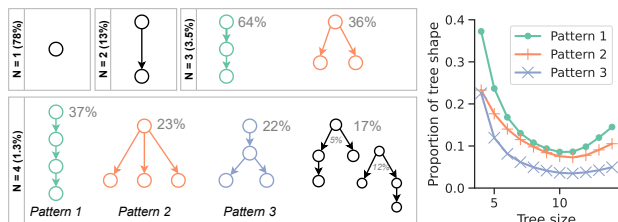


Figure 4: Shape of navigation trees. Frequency of patterns for trees size $N \leq 4$ (left panel). Dominance of top three patterns (see main text) for larger trees (right panel).

results. First, we study how readers diffuse in topic space starting from the first article, which plays a special role, as it represents the entry point to Wikipedia. On average, readers diffuse in topic space, moving further from the first article with every step (Fig. 5a). Reading sequences and navigation trees exhibit the same trend, with a shift due to the tendency of reading sequences to ignore external navigation. All the random walkers show similar increasing trajectories (Fig. S8a), diffusing faster than natural navigation when the random walker is unbiased, or biased but extrinsically stopped.

Second, we measure the semantic step size in topic space by tracking how the topical distance to the previous article evolves. Both navigation trees and reading sequences exhibit a U-shape, suggesting that readers tend to first reduce their semantic step size, before diverging and finally abandoning (Fig. 5b). The discrepancy between navigation trees and reading sequences is consistent with the previous observation on diffusion from the first article. Interestingly, this U-shape is similar to the trajectories generated by the intrinsic-stop biased random walker (Fig. S8b), as also reported in previous work [45]. In contrast, the other two random walk models show that by selecting a random link or stopping at predefined lengths, the average distance from the previous article tends to stabilize to an equilibrium value.

Quality. The evolution of article quality shows a sharp drop at the beginning, for both reading sequences and navigation trees (Fig. 5c). This behavior can be interpreted as a form of regression to the mean, since many sessions start from popular pages with high quality, which thus contribute more to the distribution. By moving one step in the link network, readers naturally reach a page that is, on average, of lower quality. The intuition is confirmed by the

behavior of the unbiased random walker, which shows the same drop with the first step (Fig. S8c).

In contrast to reading sequences, navigation trees show a sharp drop in quality with the *last* pageload. This indicates that readers have a higher chance to stop Wikipedia-internal navigation when reaching a low-quality page, and as a result, continue navigating in a different branch of the tree or via an external transition.

Compared to the random walkers (Fig. S8c), readers tend to navigate across pages with less variance in quality. The random walkers' traces support the hypothesis that there are articles with a higher chance of terminating the navigation: while the unbiased and extrinsic-stop biased walkers show no termination pattern, the intrinsic-stop biased walker shows a final drop as in human navigation. The organic stopping of this random walker, mirroring readers' behavior more closely, increases the chances to abandon the navigation on pages of low quality that, according to the clickstream data, relay less traffic.

Network centrality. Finally, we are interested in how reader sessions evolve in the network with respect to different centrality measures. We start with out-degree (the number of outgoing links in article bodies). Similar to article quality, the out-degree shows a sharp drop with the first step (Fig. 5d) for navigation trees and reading sequences, likely caused by the presence of many sessions starting from pages with a high out-degree. We also find a sharp drop for the last pageload in the sequence of the navigation trees, suggesting that readers have a higher chance of stopping Wikipedia-internal navigation upon reaching a page with low out-degree.

In the case of the random walkers, we draw similar conclusions as for article quality. Whereas unbiased random walks and extrinsic-stop biased random walks show a decrease and stabilization of out-degree, the intrinsic-stop random walker, as humans, terminates on pages of lower degree (Fig. S8d). Compared to random walkers, human navigation is more stable: after the initial drop, they have a higher chance to stay on pages with around 150 links.

Finally, we characterize how the PageRank of visited articles changes during sessions. We observe that the PageRank mirrors the evolution of quality and out-degree with regard to the initial drop (Fig. 5e). Readers tend to enter more frequently on popular pages with high centrality and naturally move to a less central node in one step. Also for this case, a drop is visible in the last step of the navigation trees, indicating that, when the readers reach an article leading to the network periphery, they have higher chances to stop

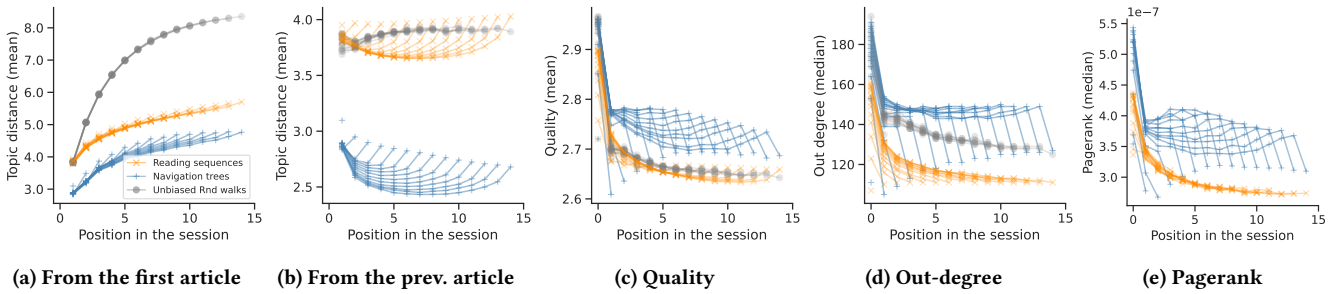


Figure 5: Within-session evolution of 5 article properties. Each curve represents sessions of different lengths.

the Wikipedia-internal navigation. The random walkers (Fig. S8e) show that unbiased walks naturally converge in a few steps to the most central pages with very high PageRank. The extrinsic-stop biased walker, on the contrary, after an initial drop, tends to move to central nodes at a much lower speed. Finally, the intrinsic-stop biased walker, again, shows a final drop from a stable value before abandoning the navigation, similar to human readers.

Aggregation by page. The quantities in Fig. 5 correspond to a micro-average over all sessions, where the average behavior can be dominated by sessions starting from the most popular pages. Therefore, we also calculate a macro-average by aggregating on a starting-page level to make each first article contribute equally. The diffusion in topic space is qualitatively similar in both aggregation methods (Fig. S7a and Fig. S7b). In contrast, for quality, out-degree, and PageRank, the overall trend is inverted, i.e., instead of a sharp drop, we observe a sharp increase in these metrics after the first step (Fig. S7c, Fig. S7d, and Fig. S7e). This discrepancy could be caused by the presence of many low-quality [39] and low-degree articles, such that readers at the first step tend to move to better articles in search of information. Interestingly, the drop towards the last pageload in a session appears across both aggregation methods.

7 DISCUSSION

We have provided a systematic characterization of the navigation pathways of readers in Wikipedia through a large-scale study of the site’s server logs. Our results provide a rigorous framework to capture and describe information seeking on one of the largest platforms for open knowledge.

7.1 Summary of findings

Starting from the raw logs, we developed a systematic pre-processing pipeline which allowed us to quantify how readers reach, and transition between, pages. First, the most common way to reach a page is through an external search engine, followed in frequency by internal navigation from other Wikipedia articles; other sources, such as external websites (mostly social media sites) and other Wikipedia content (such as categories or special pages), are much less frequent, but still substantial in absolute numbers. Second, readers frequently transition between pages via external search engines instead of using a direct Wikipedia link. These external transitions are characterized by larger topic jumps and larger inter-event times between pageloads; they must, however, still be considered semantically meaningful, for, in many cases, a link for internal navigation

would be available. Third, by analyzing sequential patterns, we find that consecutive reloads and revisits to a previous article are rather common (10% or more each).

We continued by characterizing how readers combine the above patterns into extended navigation sequences. First, we introduced two approaches to capture paths of readers: *navigation trees* based only on internal navigation, and *reading sequences* based on the time-ordered pageloads including internal and external transitions. Second, we described how sessions are affected by their context in terms of device type and time of day. We find that topics related to STEM [entertainment] are more associated with working [evening and night] hours. Third, we measured the size and structure of sessions. While most sessions consist of a single pageload (68–78% depending on the aggregation method), the size distribution shows a long tail with tens of millions of sessions consisting of 10 or more pageloads. The topic not only affects the size but also the shape of trees: while sessions starting from articles on entertainment generally consist of more pageloads, such trees are also broader (higher branching factor) than sessions starting, e.g., from STEM topics, which are smaller and deeper. Fourth, we investigated the within-session evolution of article properties. In topic space, longer sessions diffuse far from the origin with a characteristic U-shape pattern suggesting that readers reduce their steps first, before diverging and finally abandoning the session. The first and last pageload of a session show special behavior regarding the evolution of article quality and network properties. Popular pages are naturally more common as first articles, thus engendering a form of regression to the mean with the second step. An inverted effect appears when sessions are aggregated at the page level, so every starting article is represented equally. The articles at the end of the navigation are typically lower-quality pages, suggesting that readers stop following the internal navigation when they reach these pages acting as network sinks.

7.2 Implications

Complexity of data. Our results show that the dataset of navigation paths of readers in Wikipedia extracted from server logs constitute a non-trivial dataset requiring extreme care in order to avoid drawing spurious conclusions. First, in contrast to existing pre-processing pipelines for sequence analysis (e.g., tokenization steps in NLP), we still lack an understanding of best practices for navigation paths, and as a result had to develop a set of domain-specific heuristics. Second, operationalizing navigation paths makes strong

assumptions: while navigation trees from pure internal navigation are more topically coherent with more complex structure, reading sequences from temporally ordering all of the user’s pageloads are less coherent but provide a linear sequence that is not broken by external searching (which is common). The latter typically introduces an additional cutoff for sessions if consecutive pageloads are separated by more than one hour [16]; however, our analysis suggests other potential data-informed choices such as the time separation of internal and external transitions at approximately 4 minutes. Naturally, the suitable choice depends on the question of interest. Third, our analysis shows that the data can exhibit Simpson’s paradoxes; e.g., the inversion of the within-session evolution of page properties such as PageRank depends on the aggregation level. Fourth, the prevalence of trivial patterns (e.g., reload or revisit) points to potential caveats when applying prediction models to session-based recommendation [54].

Diversity. There is extraordinary diversity in the ways readers browse Wikipedia, modulated by topic, device, time of day, etc. This reflects the diversity found in previous studies on the different motivations and information needs of readers across the globe [19, 27, 48]. This heterogeneity indicates caution against simplistic models aiming to capture a single average behavior.

Online ecosystem. The usage of Wikipedia is embedded in a larger online ecosystem. Multiple studies have shown the importance of Wikipedia to search engines [32, 53], as a gateway to the Web [40, 41], and as a main educational resource for online learning more generally [22]. Our results show that this interplay between external and internal (with respect to Wikipedia) also plays a crucial part on an intra-session level when navigating for knowledge.

Navigation in the wild. The navigation of readers on Wikipedia differs from targeted navigation in lab-based settings [17, 55, 56]. We do not observe typical strategies characterized by, e.g., navigation via hubs (an initial increase followed by a drop in out-degree) or gradually decreasing steps in semantic space towards the target. Instead, we find a range of other patterns, such as a U-shape for the step-size in semantic space and an immediate sharp drop followed by largely constant centrality measures (out-degree, PageRank). This highlights conceptual limitations of targeted-navigation experiments to generalize their findings to how humans seek knowledge more generally.

Furthermore, our results provide a more nuanced picture on the conclusions derived from publicly available data, most notably the Wikipedia clickstream [59], which provides aggregate data on the number of times a link was clicked. For example, we can observe that the overall tendency to navigate towards peripheral nodes [10] is mainly driven by the first step after reaching Wikipedia, with subsequent steps showing much smaller differences in centrality measures (with the exception of the last step, see below). One possible interpretation is a regression-to-the-mean effect as popular pages (the starting points of navigation) are generally skewed towards higher centrality and quality.

Content and navigation. Our results contribute to describing the relation between contents and navigation, expanding the prior understanding of how readership and popularity are influenced by visual position [10] or quality [61]. Our results go beyond the

population level, suggesting that low-quality pages lead readers to stop navigating along a specific branch in the navigation tree (and continuing along a different branch or stopping altogether). This is specifically important in the context of knowledge gaps in Wikipedia [44], in order to address the uneven representation of, e.g., articles on women, where a better understanding of the interaction between content, readers, and editors [11, 47] is crucial to allow for more informed decision-making in designing interventions.

7.3 Limitations and future work

Limitations. In terms of limitations, we capture navigation paths only via events in the server logs. Moving forward, how people engage with content could be more accurately observed via client-side instrumentation. The aggregation based on IP and user agent information also has limitations; e.g., we had to discard the sessions of large organizations with shared IP addresses. Finally, we only focused on a single language, English. While this already revealed a rich spectrum of phenomena, additional variation can be expected from a comparison across languages [27].

Future work. To overcome these limitations, future work should capture the variation in navigation across Wikipedia’s over 300 languages. Moreover, in order to better serve the different information needs of readers, a better understanding is needed about how patterns in navigation correspond to underlying motivations [48] or other traits such as curiosity [28]. Finally, in order to capture knowledge seeking more generally, researchers should capture navigation beyond individual platforms to take into account the interdependence of Wikipedia with the rest of the Web.

7.4 Conclusion

Seventy-seven years ago, in 1945, Vannevar Bush sketched his vision of an information management device—the “memex”—that would allow users to not only retrieve documents quickly, but to also easily interlink documents [5]. With the advent of the Web, the hyperlink structure envisioned by Bush has since become a reality—but Bush’s vision went further: he saw the trails taken by users as first-class citizens of the hypertext environment, as important as the text content itself: “Wholly new forms of encyclopedias will appear, ready made with a mesh of associative trails running through them, ready to be dropped into the memex and there amplified” [5]. In this regard, our technological reality has not caught up with Bush’s vision yet, and the present work should be seen as a small step toward achieving it: we have started by describing the “associative trails running through” Wikipedia, and we hope that its future versions will build on these insights to incorporate tools and features that will allow readers to continually benefit from each other’s encyclopedic trail blazing.

REFERENCES

- [1] Ashton Anderson, Ravi Kumar, Andrew Tomkins, and Sergei Vassilvitskii. 2014. The Dynamics of Repeat Consumption. In *Proc. International World Wide Web Conference (WWW)*.
- [2] Dan Andreescu, Kinneret Gordon, Isaac Johnson, and Nicholas Perry. 2021. Searching for Wikipedia. <https://techblog.wikimedia.org/2021/06/07/searching-for-wikipedia/>. accessed: 13 October 2021.
- [3] Mamoun A Awad and Latifur R Khan. 2007. Web navigation prediction using multiple evidence combination and domain knowledge. *IEEE Transactions on Systems, Man, and Cybernetics-Part A: Systems and Humans* 37, 6 (2007), 1054–1062.
- [4] Austin R. Benson, Ravi Kumar, and Andrew Tomkins. 2016. Modeling User Consumption Sequences. In *Proc. International World Wide WebConference (WWW)*.
- [5] Vannevar Bush et al. 1945. As we may think. *The atlantic monthly* 176, 1 (1945), 101–108.
- [6] Flavio Chierichetti, Ravi Kumar, Prabhakar Raghavan, and Tamas Sarlos. 2012. Are Web Users Really Markovian?. In *Proc. International World Wide WebConference (WWW)*.
- [7] Alexander Dallmann, Thomas Niebler, Florian Lemmerich, and Andreas Hotho. 2016. Extracting semantics from random walks on wikipedia: Comparing learning and counting methods. In *Proc. Conference on Web and Social Media (ICWSM)*.
- [8] Mukund Deshpande and George Karypis. 2004. Selective markov models for predicting web page accesses. *ACM transactions on internet technology (TOIT)* 4, 2 (2004), 163–184.
- [9] Dimitar Dimitrov, Florian Lemmerich, Fabian Flöck, and Markus Strohmaier. 2018. Query for Architecture, Click through Military: Comparing the Roles of Search and Navigation on Wikipedia. In *Proc. Conference on Web Science (WebSci)*.
- [10] Dimitar Dimitrov, Philipp Singer, Florian Lemmerich, and Markus Strohmaier. 2017. What Makes a Link Successful on Wikipedia?. In *Proc. International World Wide Web Conference (WWW)*.
- [11] Wikimedia Foundation. 2019. Medium-term plan 2019: The model for engagement. https://meta.wikimedia.org/wiki/Wikimedia_Foundation_Medium-term_plan_2019#The_model_for_engagement. accessed: 13 October 2021.
- [12] Ruili Geng and Jeff Tian. 2015. Improving Web Navigation Usability by Comparing Actual and Anticipated Usage. *IEEE Transactions on Human-Machine Systems* 45, 1 (2015), 84–94.
- [13] Patrick Gildersleve and Taha Yasseri. 2018. Inspiration, Captivation, and Misdirection: Emergent Properties in Networks of Online Navigation. *Complex Networks IX* (2018), 271–282.
- [14] Aaron Halfaker. 2017. Interpolating quality dynamics in Wikipedia and demonstrating the Keilana effect. In *Proc. International Symposium on Open Collaboration (OpenSym)*.
- [15] Aaron Halfaker and R. Stuart Geiger. 2019. ORES: Lowering Barriers with Participatory Machine Learning in Wikipedia. *Proc. Human-Computer Interaction (HCI)*.
- [16] Aaron Halfaker, Os Keyes, Daniel Kluver, Jacob Thebault-Spieker, Tien Nguyen, Kenneth Shores, Anuradha Uduwage, and Morten Warncke-Wang. 2015. User Session Identification Based on Strong Regularities in Inter-Activity Time. In *Proc. International World Wide Web Conference (WWW)*.
- [17] Denis Helic. 2012. Analyzing user click paths in a Wikipedia navigation game. In *Proc. International Convention MIPRO*.
- [18] Honey Jindal, Neetu Sardana, and Raghav Mehta. 2020. Efficient web navigation prediction using hybrid models based on multiple evidence combinations. *International Journal of Computers and Applications* 42, 7 (2020), 715–728.
- [19] Isaac Johnson, Florian Lemmerich, Diego Sáez-Trumper, Robert West, Markus Strohmaier, and Leila Zia. 2020. Global gender differences in Wikipedia readership. In *Proc. Conference on Web and Social Media (ICWSM)*.
- [20] Faten Khalil, Jiuyong Li, and Hua Wang. 2009. An integrated model for next page access prediction. *International Journal of Knowledge and Web Intelligence* 1, 1-2 (2009), 48–80.
- [21] Tobias Koopmann, Alexander Dallmann, Lena Hettinger, Thomas Niebler, and Andreas Hotho. 2019. On the Right Track! Analysing and Predicting Navigation Success in Wikipedia. In *Proc. Conference on Hypertext and Social Media (HT)*.
- [22] Sean Kross, Eszter Hargittai, and Elissa M Redmiles. 2021. Characterizing the Online Learning Landscape: What and How People Learn Online. *ACM Hum.-Comput. Interact.* 5, CSCW1 (Feb. 2021), 19.
- [23] Juhi Kulshrestha, Marcos Oliveira, Orkut Karacalik, Denis Bonnay, and Claudia Wagner. 2020. Web Routineness and Limits of Predictability: Investigating Demographic and Behavioral Differences Using Web Tracking Data. *arXiv preprint arXiv:2012.15112* (2020).
- [24] Daniel Lamprecht, Dimitar Dimitrov, Denis Helic, and Markus Strohmaier. 2016. Evaluating and Improving Navigability of Wikipedia: A Comparative Study of Eight Language Editions. In *Proc. International Symposium on Open Collaboration (OpenSym)*.
- [25] Daniel Lamprecht, Kristina Lerman, Denis Helic, and Markus Strohmaier. 2017. How the structure of Wikipedia articles influences user navigation. *New Review of Hypermedia and Multimedia* 23, 1 (2017), 29–50.
- [26] Janette Lehmann, Claudia Müller-Birn, David Laniado, Mounia Lalmas, and Andreas Kaltenbrunner. 2014. Reader Preferences and Behavior on Wikipedia. In *Proc. Conference on Hypertext and Social Media (HT)*.
- [27] Florian Lemmerich, Diego Sáez-Trumper, Robert West, and Leila Zia. 2019. Why the world reads Wikipedia: Beyond English speakers. In *Proc. International Conference on Web Search and Data Mining (WSDM)*.
- [28] David M Lydon-Staley, Dale Zhou, Ann Sizemore Blevins, Perry Zurn, and Danielle S Bassett. 2021. Hunters, busybodies and the knowledge network building associated with deprivation curiosity. *Nature Human Behaviour* 5, 3 (2021), 327–336.
- [29] Nizar R Mabroukeh and Christie I Ezeife. 2009. Semantic-rich markov models for web prefetching. In *Proc. International Conference on Data Mining Workshops (ICDMW)*. IEEE, 465–470.
- [30] Fritz Machlup. 1983. The study of information: Interdisciplinary messages. (1983).
- [31] Lauren A Maggio, Ryan M Steinberg, Tiziano Piccardi, and John M Willinsky. 2020. Meta-Research: Reader engagement with medical content on Wikipedia. *Elife* 9 (2020), e52426.
- [32] Connor McMahon, Isaac Johnson, and Brent Hecht. 2017. The Substantial Interdependence of Wikipedia and Google: A Case Study on the Relationship Between Peer Production Communities and Information Technologies. *Proc. Conference on Web and Social Media (ICWSM)*.
- [33] Blagoj Mitrevski, Tiziano Piccardi, and Robert West. 2020. WikiHist. html: English Wikipedia’s Full Revision History in HTML Format. In *Proc. Conference on Web and Social Media (ICWSM)*.
- [34] Jack Muramatsu and Wanda Pratt. 2001. Transparent Queries: investigation users’ mental models of search engines. In *Conference on Research & Development in Information Retrieval (SIGIR)*.
- [35] Meera Narvekar and Shaikh Sakina Banu. 2015. Predicting user’s web navigation behavior using hybrid approach. *Procedia Computer Science* 45 (2015), 3–12.
- [36] Richard E Nisbett and Timothy D Wilson. 1977. Telling more than we can know: Verbal reports on mental processes. *Psychological review* 84, 3 (1977), 231.
- [37] Alexandra Olteanu, Carlos Castillo, Fernando Diaz, and Emre Kiciman. 2019. Social data: Biases, methodological pitfalls, and ethical boundaries. *Frontiers in Big Data* 2 (2019), 13.
- [38] Ashwin Paranjape, Robert West, Leila Zia, and Jure Leskovec. 2016. Improving Website Hyperlink Structure Using Server Logs. In *Proc. International Conference on Web Search and Data Mining (WSDM)*.
- [39] Tiziano Piccardi, Michele Catasta, Leila Zia, and Robert West. 2018. Structuring Wikipedia articles with section recommendations. In *Conference on Research & Development in Information Retrieval (SIGIR)*.
- [40] Tiziano Piccardi, Miriam Redi, Giovanni Colavizza, and Robert West. 2020. Quantifying engagement with citations on Wikipedia. In *Proc. International World Wide Web Conference (WWW)*.
- [41] Tiziano Piccardi, Miriam Redi, Giovanni Colavizza, and Robert West. 2021. On the Value of Wikipedia as a Gateway to the Web. In *Proc. International World Wide Web Conference (WWW)*.
- [42] Tiziano Piccardi and Robert West. 2021. Crosslingual Topic Modeling with WikiPDA. *Proc. International World Wide Web Conference (WWW)*.
- [43] Peter L T Pirolli and James E Pitkow. 1999. Distributions of surfers’ paths through the World Wide Web: Empirical characterizations. *World Wide Web* 2, 1 (1999), 29–45.
- [44] Miriam Redi, Martin Gerlach, Isaac Johnson, Jonathan Morgan, and Leila Zia. 2020. A Taxonomy of Knowledge Gaps for Wikimedia Projects (Second Draft). (Aug. 2020). [arXiv:2008.12314 \[cs.CY\]](https://arxiv.org/abs/2008.12314).
- [45] Giovanna Chiara Rodi, Vittorio Loreto, and Francesca Tria. 2017. Search strategies of Wikipedia readers. *PLOS ONE* 12, 2 (02 2017), 1–15.
- [46] Aju Thalappillil Scaria, Rose Marie Philip, Robert West, and Jure Leskovec. 2014. The Last Click: Why Users Give up Information Network Navigation. In *Proc. International Conference on Web Search and Data Mining (WSDM)*.
- [47] Aaron Shaw and Eszter Hargittai. 2018. The Pipeline of Online Participation Inequalities: The Case of Wikipedia Editing. *The Journal of communication* 68, 1 (Feb. 2018), 143–168.
- [48] Philipp Singer, Florian Lemmerich, Robert West, Leila Zia, Ellery Wuleczyn, Markus Strohmaier, and Jure Leskovec. 2017. Why we read Wikipedia. In *Proc. International World Wide Web Conference (WWW)*.
- [49] Philipp Singer, Thomas Niebler, Markus Strohmaier, and Andreas Hotho. 2013. Computing Semantic Relatedness from Human Navigational Paths: A Case Study on Wikipedia. *Int. J. Semant. Web Inf. Syst.* 9, 4 (Oct. 2013), 41–70.
- [50] Linda Tauscher and Saul Greenberg. 1997. Revisitation Patterns in World Wide Web Navigation. In *Proc. Conference on Human Factors in Computing Systems (CHI)*.
- [51] Nathan TeBlunthuis, Tilman Bayer, and Olga Vasileva. 2019. Dwelling on Wikipedia: Investigating Time Spent by Global Encyclopedia Readers. In *Proc. International Symposium on Open Collaboration (OpenSym)*.
- [52] Michele Tizzoni, André Panisson, Daniela Paolotti, and Ciro Cattuto. 2020. The impact of news exposure on collective attention in the United States during the 2016 Zika epidemic. *PLoS computational biology* 16, 3 (March 2020), e1007633.
- [53] Nicholas Vincent and Brent Hecht. 2021. A Deeper Investigation of the Importance of Wikipedia Links to Search Engine Results. *Proc. ACM Hum.-Comput.*

- Interact.* 5, CSCW1 (April 2021), 1–15.
- [54] Shoujin Wang, Longbing Cao, Yan Wang, Quan Z Sheng, Mehmet A Orgun, and Defu Lian. 2021. A Survey on Session-based Recommender Systems. *ACM Comput. Surv.* 54, 7 (July 2021), 1–38.
- [55] Robert West and Jure Leskovec. 2012. Automatic Versus Human Navigation in Information Networks. *Proc. Conference on Web and Social Media (ICWSM)* (2012).
- [56] Robert West and Jure Leskovec. 2012. Human Wayfinding in Information Networks. In *Proc. International World Wide Web Conference (WWW)*.
- [57] Robert West, Ashwin Paranjape, and Jure Leskovec. 2015. Mining Missing Hyperlinks from Human Navigation Traces: A Case Study of Wikipedia. *Proc. International World Wide Web Conference (WWW)*.
- [58] Robert West, Joelle Pineau, and Doina Precup. 2009. Wikispeedia: An Online Game for Inferring Semantic Distances between Concepts. In *Proc. International Joint Conference on Artificial Intelligence (IJCAI)*.
- [59] Ellery Wulczyn and Dario Taraborelli. 2015. Wikipedia clickstream. https://meta.wikimedia.org/wiki/Research:Wikipedia_clickstream.
- [60] Paula Younger. 2010. Internet-based information-seeking behaviour amongst doctors and nurses: a short review of the literature. *Health Information & Libraries Journal* 27, 1 (2010), 2–10.
- [61] Kai Zhu, Dylan Walker, and Lev Muchnik. 2020. Content Growth and Attention Contagion in Information Networks: Addressing Information Poverty on Wikipedia. *Information Systems Research* 31, 2 (June 2020), 491–509.

SUPPLEMENTARY MATERIAL

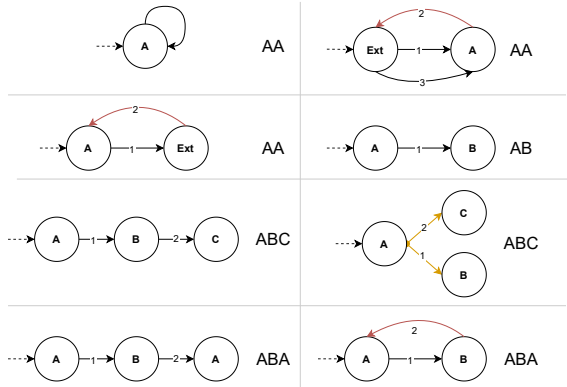


Figure S1: Examples of patterns in the logs and the multitude of client-side behaviors that can leave these digital traces. Black arrows represent click, red arrow are back button, yellow are multitable clicks

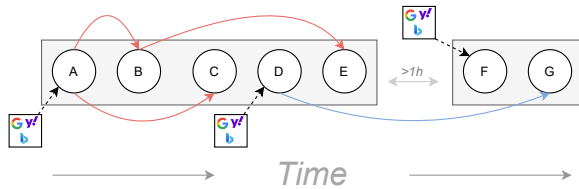


Figure S2: This set of log events yields three navigation trees, represented by arrows and composed of ACE, DG, and F. The reading sequences method creates two sessions represented as gray boxes: ABCDE and FG. Square boxes are clicks from external origins

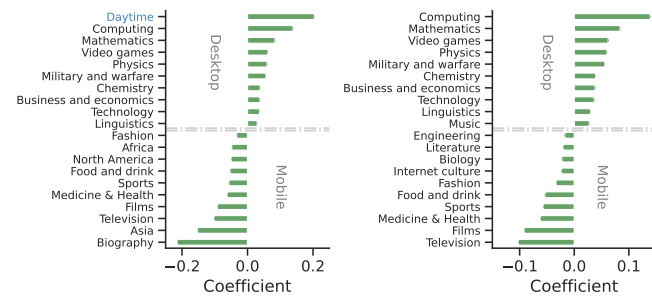
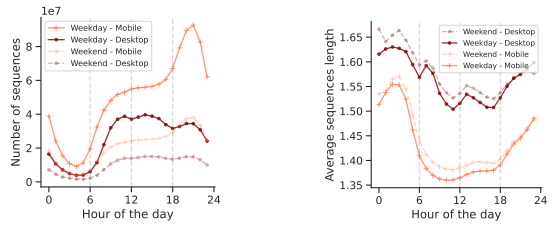
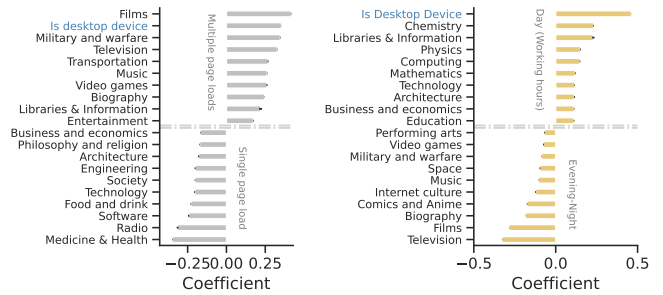


Figure S3: Feature contributions to a logistic model predicting if the the session is started from a mobile or desktop device.



(a) Number of reading sequences (b) Session length by time
Figure S4: Total count (Fig. S4a), and average length (Fig. S4b) of the reading sequences started at different time of the day.



(a) Multiple-pageloads (b) Daytime
Figure S5: Feature contributions to the logistic model predicting if the reading sequence is composed by more than one pageload (Fig. S5a), and if the reading sequence started during daytime (Fig. S5b).

Table S1: Top and bottom 10 topics with respect to (geometric) average tree size (geographical topics excluded).

Tree size	
Top 10 (larger trees)	Bottom 10 (smaller trees)
1.377 Films	1.152 Earth and environment
1.373 Entertainment	1.148 Food and drink
1.340 Television	1.145 Biology
1.327 Military and warfare	1.138 Technology
1.324 Music	1.128 Physics
1.295 Comics and Anime	1.122 Software
1.284 History	1.114 Medicine & Health
1.272 Biography	1.112 Computing
1.269 Sports	1.104 Mathematics
1.264 Transportation	1.100 Chemistry

Table S2: Rank with respect to average degree of navigation trees, by topic (geographical topics excluded). A separate rank was computed per tree size (3–15), and arithmetic means over tree sizes are reported, alongside standard deviations.

Top 10 (wider trees)			Bottom 10 (deeper trees)		
Rank (mean)	Std	Starting Topic	Rank (mean)	Std	Starting Topic
1.00	0.00	Films	27.42	2.72	Linguistics
2.50	0.87	Television	29.42	0.95	Earth and environment
3.58	0.76	Entertainment	29.50	1.19	Space
4.50	1.85	Comics and Anime	30.08	2.78	History
4.67	1.31	Education	31.92	1.11	Computing
6.58	1.98	Video games	32.92	1.55	Software
7.92	2.43	Literature	34.67	1.75	Chemistry
8.50	2.36	Fashion	34.75	1.30	Physics
8.83	1.07	Performing arts	35.50	1.26	Mathematics
10.42	2.29	Internet culture	35.67	1.65	Libraries & Information

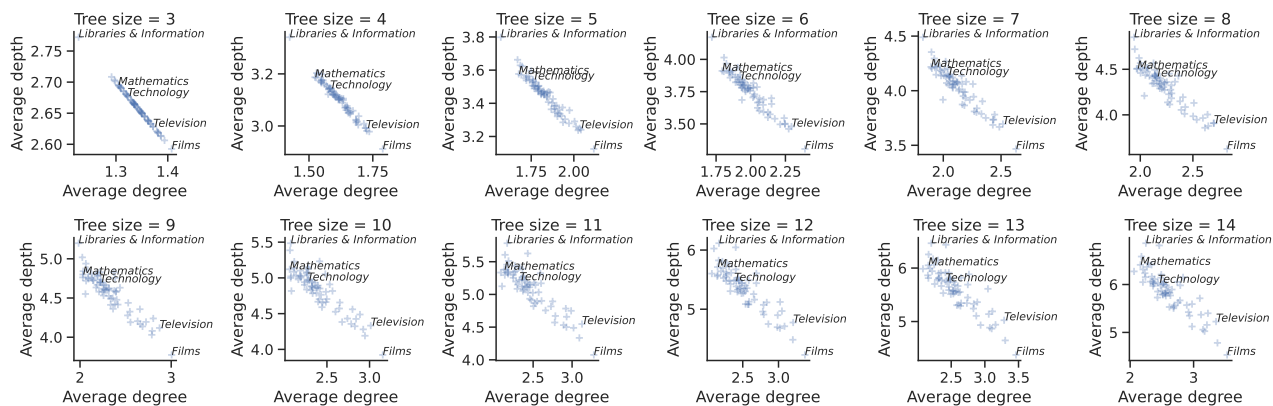


Figure S6: Relation between the average depth and average degree for navigation trees of different sizes.

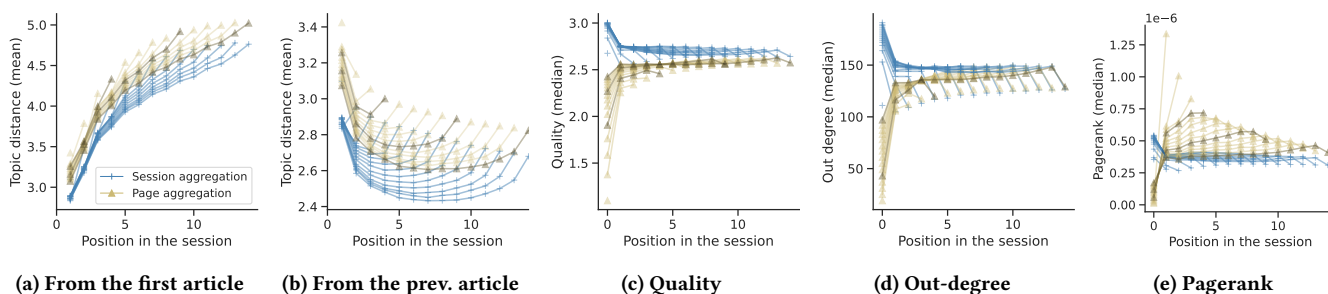


Figure S7: Comparison of the evolution of five different properties when aggregating navigation trees by sequence and by page. Gray trajectories added for readability. Each curve represents sessions of different lengths.

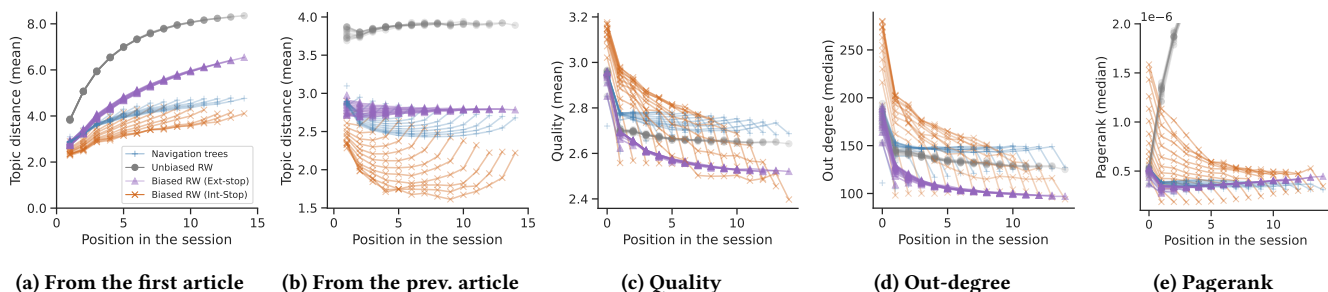


Figure S8: Properties evolution of the trajectories generated by the three random walk models compared with the natural navigation based on navigation trees. Each curve represents sessions of different lengths.