

The Complexity of Iterated Reversible Computation

David Eppstein*

Abstract

We define a complexity class **IB** as the class of functional problems reducible to computing $f^{(n)}(x)$ for inputs n and x , where f is a polynomial-time bijection. As we prove, the definition is robust against variations in the type of reduction used in its definition, and in whether we require f to have a polynomial-time inverse or to be computable by a reversible logic circuit. We relate **IB** to other standard complexity classes, and demonstrate its applicability by finding natural **IB**-complete problems in circuit complexity, cellular automata, graph algorithms, and the dynamical systems described by piecewise-linear transformations.

1 Introduction

Reversible logic circuits, made from Boolean gates with bijective input-output mappings, can simulate any other combinational logic circuit [1]. Other natural models of computing based on low-level reversible operations include reversible cellular automata [22, 23, 33, 45], reversible Turing machines [6, 21, 29], and even reversibility in LISP programs, where the pair of fundamental operations (car,cdr) can be seen as inverse to cons [12, 26]. Early motivation for reversible computing came from a lower bound on the energy needed for each transition of a conventional logic gate, arising from fundamental physics [28], and the realization that reversible devices can transcend this bound and compute with arbitrarily small amounts of energy [2, 48]. More recently, reversible computing has gathered interest and attention from the recognition that quantum circuits must be reversible [7, 37]. Deterministic reversible logic gates do not have the full power of quantum logic, but are the only kind of deterministic gates that can be incorporated into quantum circuits, so understanding their power is important for understanding the power of quantum computing more generally [41].

Combinational logic circuits are acyclic; the sequential logic circuits of classical computers form cycles by feeding the output of a combinational logic circuit back to its input. One way to model this kind of feedback is through functional iteration: If f is a function with equally many inputs and output bits, then $f^{(n)}(x)$ denotes the result of repeatedly applying f , n times, to an input value x . When a function f is described as a combinational logic circuit, computing this kind of iterated function, for large values of n , requires the full power of **PSPACE**. In one direction, the space needed to directly simulate the iterated computation of f , storing the circuit, its values, and an iteration counter, is polynomial. And in the other direction, any **PSPACE** computation can be simulated by the iteration of a circuit whose input and output bits describe the state of a space-bounded Turing machine, and whose evaluation takes one state to the next. However, **PSPACE**-completeness does not imply that repeated computation of f is the only way to compute $f^{(n)}$: for some computationally universal problems of this flavor, such as simulating the behavior of Conway's Game of Life, many instances can be simulated in time $o(n)$, at least in practice if not in theory [15].

The combination of these two ideas, that reversible logic can simulate combinational logic, and that iterated combinational logic characterizes **PSPACE**, would suggest that iterated reversible logic

*Department of Computer Science, University of California, Irvine

might again be as powerful as PSPACE. However, this is not obvious and does not follow from the known simulations of combinational logic by reversible logic. The problem is that these simulations use additional bits of input and output, beyond those of the simulated circuit. Padding bits of input (assumed to be zero) are transformed by the reversible circuits of these simulations into garbage bits of output (not necessarily zero) [1]. In iterating these reversible circuits, the garbage bits may build up to more than polynomial space. But if not PSPACE, what then is the computational power of iterated reversible computation? It is this question that we investigate in this paper.

To do so, we need to carefully define reversibility. We are interested in the iteration of bijections from n -bit inputs to n -bit outputs. However, the bijections that we iterate can be characterized computationally in at least three natural ways: we can assume that they are described by reversible circuits (as above), we can assume that they are given merely as polynomial-time functions, or we can assume that they are *invertible*, polynomial-time bijections whose inverse function is also a polynomial-time bijection (as it would be for a function described by a reversible circuit). The question of whether all polynomial-time bijections are invertible is a major open problem in the complexity of reversible computing [21]. If they are all invertible, it would imply the non-existence of one-way permutations, deterministic polynomial-time bijections whose inverse is not computable in randomized polynomial time, even in the average case rather than the worst case [20, 50]. In the other direction, a proof that one-way permutations exist would have significant cryptographic applications, but would also imply that $P \neq NP$, currently out of reach. The distinction between these three types of bijection, in the context of function iteration, can be seen as a space-complexity analogue of the same open problem, one that we resolve in this work.

We are led by these considerations to the following class of computational problems:

Let f be a polynomial-time function whose numbers of input and output bits are equal, and assume in addition that one of the following is true:

- f is a bijection from its inputs to its outputs,
- f is a bijection whose inverse function is also computable in polynomial time, or
- f can be computed by a uniform family of reversible logic circuits.

What is the complexity of computing $f^{(n)}(x)$ from n and x ?

As we prove, the three variations in assumptions about f lead to equivalent complexity for this problem, even though they may describe different classes of functions. To show this, we formulate a complexity class of functional problems encapsulating the iteration of polynomial-time bijections. The resulting complexity class, which we call IB, includes all problems in $FP^{\#P}$ and (by Toda's theorem) FP^{PH} , and is sandwiched between these classes and FP^{PSPACE} . (It cannot include all of $FPSPACE$ because $FPSPACE$ includes problems with exponentially long outputs, whereas IB is limited to outputs of polynomial size.) We demonstrate the applicability of this theory by finding concrete IB-complete problems coming from circuit complexity, cellular automata, graph algorithms, and dynamical systems.

1.1 New results

We prove the following results.

- We define a family of functional complexity classes based on the iteration of bijective polynomial-time functions, with nine variations depending on whether we incorporate reductions from other problems into the definition, which kind of reduction is allowed, and which specific class of polynomial-time bijection is allowed (Definition 3). Despite this high variation, we show

that six of these classes, the ones allowing either Turing or many-one reductions and allowing any of three types of polynomial-time bijection, are equal to each other (Theorem 1). We call the resulting single complexity class, under any of its six equivalent definitions, **IB**.

- We observe that $\mathbf{IB} \subseteq \mathbf{FP}^{\mathbf{PSPACE}}$ (Observation 8), that $\#\mathbf{P} \subseteq \mathbf{IB}$ (Observation 9), and that $\mathbf{FP}^{\mathbf{PH}} \subseteq \mathbf{IB}$ (Corollary 10).
- We observe that **IB** has a complete problem, falling naturally out of one of its equivalent definitions: given a reversible logic circuit, a number n , and an initial value for the circuit input wires, what is the result of feeding the outputs of the circuit back through the inputs for n iterations through the circuit? Equivalently, what would be the output of the circuit formed by composing in sequence n copies of the given circuit? (Observation 11.)
- We use this complexity class to study the problem of finding the configuration of a given reversible cellular automaton, after n steps from a given initial configuration. For periodic boundary conditions, this problem belongs to **IB**. We show that it is complete for **IB** for the billiard-ball model, a two-dimensional reversible cellular automaton of Margolus [30] (Theorem 2). Although certain one-dimensional reversible cellular automata were known to be Turing-complete, their proofs of universality cannot be used for **IB**-completeness, because these proofs use space proportional to time. Instead, we find a new family of one-dimensional reversible cellular automata that can simulate any two-dimensional reversible cellular automaton with the Margolus neighborhood and suitable boundary conditions (Theorem 3). Finding the configuration after n steps for these one-dimensional automata is **IB**-complete (Theorem 4).
- We define a family of computational problems on implicit graphs (graphs defined procedurally by polynomial-time algorithms for listing the neighbors of each vertex) in which the graph is required to be undirected of maximum degree two, the input is a vertex of degree one, and the desired output is the other vertex of degree one in the same connected component of the graph. Problems of this form include producing the same result as Thomason’s lollipop algorithm for a second Hamiltonian cycle in a cubic graph [43]. We show that all problems in this family belong to **IB** (Theorem 5) and that this family of problems includes problems that are **IB**-complete (Theorem 6 and Corollary 17). Although finding a second Hamiltonian cycle (not constrained to be the one found by Thomason’s algorithm) was inspirational for a different hard complexity class, **PPA** [36], we show that some other **IB**-complete problems of finding a second leaf in the same component become trivial when the requirement of being in the same component is dropped (Corollary 18).
- We consider a family of polynomial-time bijections defined by piecewise linear transformations, and we show that finding the iterated values of these bijections is **IB**-complete (Theorem 7). However, a natural special case of this problem has a non-obvious polynomial time algorithm, obtained by transforming it into a problem in computational topology (Theorem 8).

In these problems, as is standard in computational complexity theory, all input values are assumed to be represented as binary sequences, and all time bounds are based on the Turing machine model or on polynomially-equivalent models such as random access machines with logarithmically-bounded word sizes. In particular, our model of computation does not allow unit-cost arithmetic operations on arbitrarily large numbers or exact real-number arithmetic.

1.2 Related work

Our research combines research from structural complexity theory, circuit complexity theory, the theory of cellular automata, graph algorithms, and dynamical systems theory, which we survey in more detail in the relevant sections and summarize here.

In structural complexity theory, many early complexity classes such as P , $PSPACE$, and NP were defined by bounding resources such as space or time in computational models such as deterministic or nondeterministic Turing machines. More recently, it has become common instead to see complexity classes defined by reducibility to certain fundamental problems or classes of problems: for instance, PPA and $PPAD$ are based on searching for specific structures in graphs [36], while $\exists\mathbb{R}$ is based on reducibility to problems in the existential theory of the real numbers [39]. Similarly, one can redefine NP by reducibility to brute force search algorithms on deterministic machines. Our work takes inspiration from this shift in perspective, and similarly describes a class of problems that are reducible to iteration of bijections. One difference, however, is that while PPA , $PPAD$, and $\exists\mathbb{R}$ are all in some sense “near” NP , our new class is more similar to $PSPACE$ both in its relation to other known classes and in how it is defined.

In the theory of reversible circuits, a central result is the ability of these circuits to simulate non-reversible combinational logic circuits [1]. Reversible logic gates or families of gates, such as the Fredkin gate [14] or the Toffoli gate [46], are said to be universal when they can be used for these simulations. This does not mean that they can compute all functions or even all bijective functions; the Fredkin gate, for instance, can only compute functions on binary values that preserve the number of nonzero bits [14]. As we discuss later, there are easily-computed bijections that cannot be computed by any reversible logic circuit. We are not aware of prior attempts to simulate sequential (cyclic) conventional logic using purely reversible logic circuits, as we consider here.

The connection between reversible circuits and reversible cellular automata is well-established through the simulation of Fredkin-gate circuits by Margolus’s billiard-ball block-cellular automaton [30]. This provides one route to Turing completeness of reversible cellular automata, for which many more constructions are known [9, 19, 24, 31, 33, 45]. Although Turing completeness is closely related to the completeness properties studied here, these constructions generally involve infinite arrays of cells and in some cases initial conditions with infinite support, in contrast to our focus on space-bounded complexity. Another route to Turing completeness is the simulation of other cellular automata by reversible cellular automata. The billiard-ball model can simulate any other two-dimensional locally reversible cellular automata [10], and Toffoli simulates arbitrary (non-reversible) d -dimensional cellular automata by $(d + 1)$ -dimensional reversible cellular automata [45]. Our construction of a one-dimensional IB -complete (and Turing-complete) reversible cellular automaton that simulates a two-dimensional one stands in sharp contrast to a result of Hertling [17] that (under weak additional assumptions) simulations of cellular automata by reversible ones must increase the dimension, as Toffoli’s construction does. Our construction does not meet Hertling’s assumptions.

Another well-established connection relates algorithmic problems on implicitly-defined graphs to problems in computational complexity, by considering graphs that describe the state spaces of Turing machines or other computational models. It is standard, for instance, to reinterpret Savitch’s theorem relating nondeterministic and deterministic space complexity as providing an algorithm for testing reachability in implicit directed graphs in quadratic space. Similarly, the Immerman–Szelepcsényi theorem on closure of nondeterministic space classes under complement has an equivalent algorithmic form, a nondeterministic linear-space algorithm for non-reachability in directed graphs [49]. The complexity classes PPA and $PPAD$ were formulated in the same way from algorithmic problems on implicit graphs [36]. A specific algorithm that has been frequently studied in this light is Thomassen’s lollipop algorithm for finding a second Hamiltonian cycle in an (explicit) cubic graph by following a

path in a much larger implicit graph defined from the given graph [43]. Although some inputs cause this algorithm to take exponential time [4, 5, 51] the complexity of finding a second Hamiltonian cycle in a different way is unknown, and was one of the motivating problems for the definition of PPA [36]. We formulate the same question in a different way, asking how hard it is to find the same cycle that Thomassen’s algorithm finds, but again the complexity of this problem remains unknown.

Our final section concerns the iteration of invertible piecewise linear functions. This topic is well studied in the theory of dynamical systems; previously studied functions of this type include Arnold’s cat map [11] and the baker’s map [35], both acting on the unit square, and the interval exchange transformations on a one-dimensional interval [25]. The focus of past works on these transformations has been on their chaotic dynamics, rather than on the computational complexity of computing their iterates. We also consider perfect shuffle permutations, formulated as piecewise linear functions; their iterates have again been studied, notably to determine their order in the symmetric group [8].

2 Invertability, reversibility, and reversible logic

We define a *bijection of bitstrings* to be a function on binary strings of arbitrary length that, on n -bit inputs, produces n -bit outputs, and is one-to-one for each n . We define a *polynomial-time bijection* to be a bijection of bitstrings computable in polynomial time, and we define a *polynomial-time invertible bijection* to be a polynomial-time bijection whose inverse function is also a polynomial-time bijection. We define a *reversible logic gate* to be a Boolean logic gate with equally many input and output bits that computes a bijection from inputs to outputs; the number of inputs and outputs is its *arity*. Finally, we define a *polynomial-time reversible function* to be a bijection of bitstrings that, for each n , can be computed by a circuit of reversible logic gates of fixed arity that can be constructed from the argument n in time polynomial in n . Any polynomial-time reversible function or its inverse can be computed in polynomial time by constructing and simulating its circuit, so the polynomial-time reversible functions are a subset of the polynomial-time invertible bijections.

As in classical logic, certain reversible gates have been identified as *universal*. These include the three-input *Fredkin gate* in which one *control* input is passed through unchanged but determines whether to swap the other two inputs [14], and the *Toffoli gate* in which the conjunction of two control inputs determines whether to negate a third input [46]. Universality, in this context, has sometimes been incorrectly stated as meaning that all bijections can be implemented with these gates. This is impossible for any finite set of gates:

Observation 1. *Let $n > 1$ and let $-$ be the polynomial-time invertible bijection that takes an n -bit binary number x in 2’s-complement notation to its negation $-x$, with zero and the all-ones binary value taken to themselves. Then $-$ is not a polynomial-time reversible function. More strongly, no n -input n -output reversible logic circuit with gates of arity less than n can compute $-$.*

Proof. Given any reversible circuit, match up inputs and outputs at each gate to form n longer wires running through the entire circuit, and describe the function of the circuit as a permutation on the 2^n truth assignments to these n wires, obtained by composing in topological order permutations at each gate. Each gate’s permutation is even, because each cycle in its permutation is paired with another cycle, obtained by negating a value unused by the gate. Therefore, the function of the whole circuit is also an even permutation. However, binary negation swaps $(2^n - 2)/2$ pairs of values, an odd number for $n > 1$, giving an odd permutation. \square

Nevertheless, every logic circuit (even an irreversible one) can be simulated by a reversible circuit of approximately the same size with more inputs and outputs (equally many total inputs and outputs). The added “dummy” inputs must all be set to zero in the simulation, and the added

“garbage” outputs produce irrelevant values, discarded in the simulated output. Each gate of the simulated circuit can be transformed into $O(1)$ reversible gates that use up $O(1)$ dummy inputs and produce $O(1)$ garbage outputs [1]. A stronger version of this simulation, for polynomial-time invertible bijections, uses the same zero-input padding but produces zeros for the output bits instead of garbage, allowing the resulting functions to be iterated. This is, essentially, a result of Jacopini, Mentrasti, and Sontacchi [21], but we include the proof because it is central to our later results, because we use similar techniques in other proofs, and because Jacopini, Mentrasti, and Sontacchi phrased it in terms of reversible Turing machines rather than reversible logic circuits. Define $\text{PAD}(k, x)$ to be the result of padding a binary string x by prepending k zero-bits.

Lemma 2 (Jacopini, Mentrasti, and Sontacchi [21]). *Let f be a polynomial-time invertible bijection. Then there exists a polynomial-time reversible function g , and a polynomial p , such that for every binary string x of length n ,*

$$g\left(\text{PAD}(p(n), x)\right) = \text{PAD}(p(n), f(x)).$$

That is, on strings consisting of $p(n)$ zeros followed by an n -bit string x , g behaves like the evaluation of f on the final n bits, leaving the zeros unchanged.

Proof. Construct a circuit on padded inputs that performs the following computations:

1. Replace n padding bits with their bitwise exclusive or with input x , transforming a padded input of the form $\bar{0}, \bar{0}, x$ (where the first $\bar{0}$ denotes the remaining unused padding bits, the second $\bar{0}$ denotes the padding bits replaced in this computation, and the comma denotes concatenation) into $\bar{0}, x, x$, the remaining unused padding bits together with two copies of x .
2. Expand the polynomial-time computation of f , on n -bit inputs, into a classical logic circuit, and use the simulation of classical logic by reversible logic to compute f on one of the copies of x , replacing more padding bits by garbage bits. After this step, the input has been transformed into the form $y, f(x), x$, where y is the garbage produced by the simulation.
3. Use additional bitwise exclusive ors to transform the input to the form $y, f(x), f(x) \oplus x$.
4. Reverse the circuit of Step 2 to transform the input to the form $\bar{0}, x, f(x) \oplus x$.
5. Use additional bitwise exclusive ors to transform the input to the form $\bar{0}, f(x), f(x) \oplus x$.
6. Use the simulation of classical by reversible logic to compute f^{-1} on input $f(x)$, transforming the input to the form $z, x, f(x) \oplus x$ where z is the garbage produced by the simulation.
7. Use additional bitwise exclusive ors to transform the input to the form $z, x, f(x)$.
8. Reverse the circuit of Step 6 to transform the input to the form $\bar{0}, f(x), f(x)$.
9. Use additional bitwise exclusive ors to transform the input to the form $\bar{0}, \bar{0}, f(x)$. □

This proof produces circuits that combine Fredkin or Toffoli gates with additional two-input two-output exclusive or gates (also called controlled not gates). If a circuit using only one type of gate is desired, then these controlled not gates can be simulated by Fredkin gates or Toffoli gates by using additional (reusable) dummy bits that, like the padding bits, can be passed unchanged from the input to the output of the resulting circuit. We omit the details.

3 Complexity classes and their equivalences

We will consider two different types of reduction in our definitions of completeness:

- A *polynomial-time functional Turing reduction* (Turing reduction, for short) from one functional problem f to another functional problem g can be described as a polynomial-time oracle Turing machine for problem X , using an oracle for problem Y . That is, it is an algorithm for computing the function f that is allowed to make subroutine calls to an algorithm for function g , and that takes polynomial time outside of those calls.
- A *polynomial-time functional many-one reduction* (many-one reduction, for short) consists of two polynomial-time algorithms r_1 and r_2 , such that $f = r_1 \circ g \circ r_2$. That is, we can compute f by translating its input in polynomial time into an input for function g , computing a single value of g , and then translating the computed value of g in polynomial time into the value of f .

Additionally, as we have already seen, we have three choices of which type of bijection to use in the iteration. This naturally gives rise to the nine variant complexity classes defined below. However, we will later see that six of these are actually the same as each other: as long as the definition of complexity class includes one of these two types of reduction, the choice of reduction type and bijection type does not matter.

Definition 3. Define the nine complexity classes $\mathbf{IB}_{x,y}$, for $x \in \{\mathbf{T}, \mathbf{M}, -\}$ and $y \in \{\mathbf{b}, \mathbf{i}, \mathbf{r}\}$ (short for “iterated bijection”), as follows.

- The complexity classes $\mathbf{IB}_{-,b}$, $\mathbf{IB}_{-,i}$, and $\mathbf{IB}_{-,r}$ denote the classes of problems for which the input is a pair (n, x) and the output is $f^{(n)}(x)$, where the n -times iterated function f is respectively a polynomial-time bijection, a polynomial-time invertible bijection, or a polynomial-time reversible function.
- The complexity classes $\mathbf{IB}_{\mathbf{T},y}$ denote the classes of problems having a polynomial-time functional Turing reduction to a problem in $\mathbf{IB}_{-,y}$, for each y in $\{\mathbf{b}, \mathbf{i}, \mathbf{r}\}$.
- The complexity classes $\mathbf{IB}_{\mathbf{M},y}$ denote the classes of problems having a polynomial-time functional many-one reduction to a problem in $\mathbf{IB}_{-,y}$, for each y in $\{\mathbf{b}, \mathbf{i}, \mathbf{r}\}$.

3.1 Equivalences

Padding an input by zeros and unpadding the output in the same way is a many-one reduction, and every many-one reduction is also a Turing reduction. For both kinds of reduction, the composition of two reductions is another reduction. Therefore, the following is an immediate consequence of Lemma 2, according to which every polynomial-time invertible bijection can be padded to an equivalent polynomial-time reversible function.

Observation 4. $\mathbf{IB}_{\mathbf{T},i} = \mathbf{IB}_{\mathbf{T},r}$ and $\mathbf{IB}_{\mathbf{M},i} = \mathbf{IB}_{\mathbf{M},r}$.

Next, we show that any Turing reduction to iterating a bijective or invertible function can be strengthened to a many-one reduction of a different function in the same class. That is:

Lemma 5. $\mathbf{IB}_{\mathbf{T},b} = \mathbf{IB}_{\mathbf{M},b}$ and $\mathbf{IB}_{\mathbf{T},i} = \mathbf{IB}_{\mathbf{M},i}$.

Proof. Let f be a functional problem in $\mathbf{IB}_{\mathbf{T},b}$ or $\mathbf{IB}_{\mathbf{T},i}$. This means that f can be solved by an algorithm A_f , that takes polynomial time outside of a polynomial number of calls to a subroutine for

computing $g^{(n)}(x)$ for a fixed polynomial-time bijection g . To show that $f \in \mathbf{IB}_{M,b}$ (or, respectively, $f \in \mathbf{IB}_{M,i}$), we construct a different polynomial-time bijection h whose iteration will simulate the behavior of algorithm A_f . In preparation for doing so, we expand A_f into a (conventional logic) circuit of polynomial size, consisting of the standard Boolean logic gates together with a special many-input many-output gate that takes as input n and x and produces as output $g^{(n)}(x)$, implementing the oracle calls of algorithm A_f . We will simulate this circuit gate-by-gate, in a topological ordering of its gates, by a function h that operates on triples (c_1, c_2, x) , where:

- The value c_1 (the “big hand of the clock”) will indicate the progression of the simulation through the gates of the expanded circuit for algorithm A_f .
- The value c_2 (the “little hand of the clock”) will indicate the progression of the simulation through an iteration of function g , within a single oracle gate of the circuit.
- The value x will indicate the Boolean values on all wires of the circuit, with zeros for wires whose value has not yet been determined by the simulation.

Initially, these values will all be zero, except for the values in x that describe input wires of the simulated circuit; the part of the many-one reduction that determines the initial value of the iterated function can easily calculate what these input wire values should be.

The function h that performs a step of the simulation will always increase c_2 by one modulo a suitable value N , and if the result is zero it will increase c_1 by one modulo a suitable value M . These moduli are chosen so that N is larger than the largest possible argument n in an oracle call to $g^{(n)}(x)$, and so that M is larger than the number of gates in the simulated circuit. Because these increments are performed in modular arithmetic, they are bijective and invertible. We will iterate h for MN iterations, so that the big hand will increase for at least as many steps as the number of gates to be simulated. Each iteration of h will also perform additional invertible functions, depending on c_1 and c_2 :

- If c_1 is the position of standard logic gate G in the topological ordering of the circuit for algorithm A_f , and $c_2 = 0$, then let b be the correct output of G , let x_i be the wire where that output should go, and let h replace x_i by its exclusive or with b . This operation is bijective and invertible (it is its own reverse).
- If c_1 is the position of a standard logic gate G , and $c_2 \neq 0$, then h does nothing beyond incrementing its counters.
- If c_1 is the position in the topological ordering of an oracle gate with input n, x and output y , computing $y = g^{(n)}(x)$, and $c_2 = 0$, then h uses bitwise exclusive ors (as in the proof of Lemma 2) to copy x onto y .
- If c_1 is the position in the topological ordering of an oracle gate with input n, x and output y , and $0 < c_2 \leq n$, then h replaces y by $g(y)$. If g is bijective, this operation is bijective, and if g is invertible, this step is invertible.
- If c_1 is the position in the topological ordering of an oracle gate with input n, x and output y , and $c_2 > n$, then h does nothing beyond incrementing its counters.

Finally, the part of the many-one reduction that maps the output of $h^{(MN)}$ to the value of f does so simply by copying the output bits of the simulated circuit. \square

The next observation is that iteration allows the inversion of polynomial time bijections, even when we do not know how to invert these functions directly:

Observation 6. *Let f be a polynomial time bijection. Then $f \in \mathbf{IB}_{M,i}$.*

Proof. We reduce the computation of $f(x)$ to the iteration of an invertible function through the trivial summation

$$f(x) = \sum_y \begin{cases} f(y) & \text{if } y = x \\ 0 & \text{otherwise.} \end{cases}$$

To do so, define $\tilde{f}(y)$ to be $f(y)$, if $y = x$, and 0, otherwise, so that the sum is over the values of \tilde{f} . Create an invertible function g that operates on pairs a, b , and maps $(a, b) \mapsto (a+1 \bmod N, b + \tilde{f}(a))$, invertible via the map $(a, b) \mapsto (a-1 \bmod N, b - \tilde{f}(a-1))$, where N is the number of possible inputs to function f . Then we can simply evaluate $f(x)$ as the a -component of $g^{(N)}(0, 0)$. \square

To simulate the iteration of a polynomial-time bijection using invertible steps, we combine the trivial-summation idea of Observation 6, the alternating forward and backward steps of Lemma 2, and the big-hand little-hand timing idea of Lemma 5, as follows.

Lemma 7. $\mathbf{IB}_{-,b} \subset \mathbf{IB}_{M,i}$.

Proof. Let f be a polynomial-time bijection for which we wish to compute $f^{(n)}(x)$, the form taken by all problems in $\mathbf{IB}_{-,b}$. We must show that $f^{(n)}(x)$ can be computed in $\mathbf{IB}_{M,i}$, by iterating a polynomial-time invertible bijection. To do so, we define an invertible bijection g on 5-tuples (c_1, c_2, a, v, c) where c_1 and c_2 are the big hand and little hand of the big-hand little-hand timing technique, p is an adequate supply of polynomially many padding bits (zero before and after each iteration), a is the current iterated value (initially the starting value x), and b and c are equally-long values used within the iteration. If the inputs and outputs to f have k bits, we will choose the lengths of the values in these 5-tuples to all be monotonic and easily-computed functions of k , so that the computation of g can determine k and decode the 5-tuple to its components in polynomial-time; we omit the details of this decoding process. For inputs to g whose length is not of the correct form to be decoded into a 5-tuple in this way, we define g to be the identity function.

Otherwise, as in Lemma 5, we define g so that in each iteration it increments c_2 modulo some sufficiently large number M and, if the resulting value of c_2 , it also increments c_1 modulo some sufficiently large number $N > n$. Each increase of c_1 will correspond to one more iteration of the function f , so that $f^{(n)}(x)$ may be obtained by iterating g exactly nM times, starting from $(0, 0, x, 0, 0)$, and examining the a component of the resulting tuple. If a has k bits, M is chosen to be greater than $2^k + 2$. The effect of g on the a , b , and c components of the 5-tuple are determined by the value of c_2 :

- If $c_2 = 0$, function g sets $b = b \oplus f(a)$. Our overall simulation will only perform this step with b and c initially zero, transforming $a, 0, 0$ to $a, f(a), 0$, corresponding to Step 2 of Lemma 2.
- If $c_2 = 1$, function g sets $a = a \oplus b$. When applied to $a, f(a), 0$, this transforms it into $a \oplus f(a), f(a), 0$, corresponding to Step 3 of Lemma 2.
- If $1 < c_2 < 2^k + 2$, function g checks whether $f(c) = b$, and if so replaces a with $a \oplus c$. Then regardless of the outcome of the check, it increments c modulo 2^k . When applied to $a \oplus f(a), f(a), 0$, these steps use the trivial summation method to find a and exclusive-or it into the first component, producing $f(a), f(a), 0$ as in Step 8 of Lemma 2.

- If $c_2 = 2^k + 2$, function g replaces b by $a \oplus b$. When applied to $f(a), f(a), 0$, this produces $f(a), 0, 0$, ready for another iteration.
- For all other values of c_2 , g does nothing to a , b , and c .

The changes to c_1 and c_2 in each computation of g are easily inverted, and other than those changes the only effect of g is to perform an exclusive-or into one of the three components a , b , and c , with a value computed only from the other two components, an operation that is its own inverse. Therefore, g is a polynomial-time invertible bijection, and we have shown how to compute the iterated values of a polynomial-time bijection f by iterating a different polynomial-time invertible bijection g . \square

Theorem 1. For $x \in \{M, T\}$ and $y \in \{b, i, r\}$ the complexity classes $IB_{x,y}$ are all equal.

Proof. From their definitions, these classes are naturally partially ordered by inclusion, with $IB_{M,y} \subseteq IB_{T,y}$ and $IB_{x,r} \subseteq IB_{x,i} \subseteq IB_{x,b}$, so we need only show that every problem from the largest class in this partial order, $IB_{T,b}$, is contained within the smallest class in this partial order, $IB_{M,r}$. Therefore, let F be a functional problem in $IB_{T,b}$, meaning that it can be reduced by a Turing reduction to the iteration of a polynomial-time bijection f . By Lemma 7 and the composition of this Turing reduction with the many-one reduction of Lemma 7 to produce another Turing reduction, $F \in IB_{T,i}$. By Lemma 5, $F \in IB_{M,i}$. And by Observation 4, $F \in IB_{M,r}$. \square

Because of this equivalence, it is justified to drop the subscripts and use IB to refer to any of the six equivalent complexity classes of Theorem 1.

3.2 Relation to other complexity classes

We now investigate the relation between IB and other standard complexity classes.

Observation 8. $IB \subseteq FP^{PSPACE}$.

Proof. Any function in IB can be computed by performing a polynomial-time reduction and then repeatedly computing a polynomial-time function, using a counter to keep track of the number of iterations performed. The reduction, the computation of the function, and the counter all use only polynomial space. Therefore, the i th bit of output of a function in IB belongs to $PSPACE$, and all polynomially-many bits of output can be obtained by using a polynomial number of calls to a $PSPACE$ oracle to obtain the bits for each different value of i . \square

We note that FP^{PSPACE} is a much tighter bound than $FPSPACE$, which includes some functions that have exponentially many bits of output.

Observation 9. $\#P \subseteq IB$.

Proof. We can use the trivial summation technique to loop through witnesses and increment a counter for each one (using modular arithmetic for a sufficiently large modulus), showing that every problem in $\#P$ can be computed in IB . \square

Corollary 10. $FP^{PH} \subseteq IB$.

Proof. This follows from Toda's theorem [44], according to which $PH \subseteq P^{\#P}$, together with the transitivity of Turing reductions and the closure of IB under Turing reductions. \square

Observation 11. Define R be a functional problem whose input is a specification of a reversible logic circuit composed of universal reversible logic gates, a number n , and a Boolean assignment to each input wire of the circuit, and whose output is the result of applying the circuit n times, passing its outputs back to its inputs. Then R is complete for IB under both many-one and Turing reductions.

Proof. This is the definitional problem for IB_{-r} , and the result follows from the composition of reductions with problems in that class. \square

4 Reversible cellular automata

A *cellular automaton* has a finite set of states, and a periodic system of cells. For us, these cells will form one-dimensional or two-dimensional arrays; although it is common to treat these arrays as infinite, we will form finite computational problems by using arrays of varying size with periodic boundary conditions. A *configuration* of the automaton assigns a state to each cell. The automaton is updated by simultaneously computing for each cell a new state, determined in a translation-invariant way as a function of the states of a constant number of neighboring cells. The resulting cellular automaton is *reversible* if the transformation from one configuration to the next is a bijection. When a cellular automaton is reversible, its inverse transformation can also be described by a reversible cellular automaton [16, 38]. A periodic array of reversible logic gates would define a reversible automaton whose reverse dynamics uses the same neighborhood structure, but other reversible cellular automata can have reverse neighborhoods that are much larger than the forward ones [22]. Every one-dimensional or two-dimensional reversible cellular automaton can be defined by a rule with locally reversible steps, as would be obtained by an array of reversible gates, but for higher dimensions this remains unknown [23]. Just as irreversible circuits can be simulated by reversible ones, irreversible cellular automata can be simulated by reversible ones at the cost of an increase in dimension [45] or of the simulation becoming asynchronous [33].

For a fixed reversible cellular automaton rule, a simulation should take as input an initial configuration x and a number of steps n , and produce as output the configuration of the automaton after n steps. We do not require this simulation to be performed by directly calculating the transformations from each configuration to the next; for instance, for the (non-reversible) Conway’s Game of Life automaton, hashing techniques have been successful at running simulations using computation time substantially sublinear in the number of simulated steps [15]. What is the complexity of simulating reversible cellular automata?

4.1 Billiard-ball model

We will consider in more depth the *billiard-ball model* or BBM block-cellular automaton, devised by Margolus to simulate reversible logic, universal Turing machines, and other reversible cellular automata [30]. This cellular automaton uses the *Margolus neighborhood*, in which the cells of a square grid are grouped into square blocks of four cells, in two alternating ways, with the corners of the square blocks in even generations of the automaton forming the centers of the square blocks in odd generations (Fig. 1, left). Cells have two states, dead or alive. The transition function of the automaton acts independently within each square block. In a block with a single live cell, the updated state has again a single live cell in the diagonally opposite position. In a block with two diagonally placed live cells, all four cells change from live to dead or vice versa. All other blocks remain unchanged (Fig. 1, right).

Patterns within this automaton can simulate any Fredkin-gate circuit. Wires of the circuit are simulated by diagonal paths along which travel signals consisting of pairs of live cells. Each Fredkin

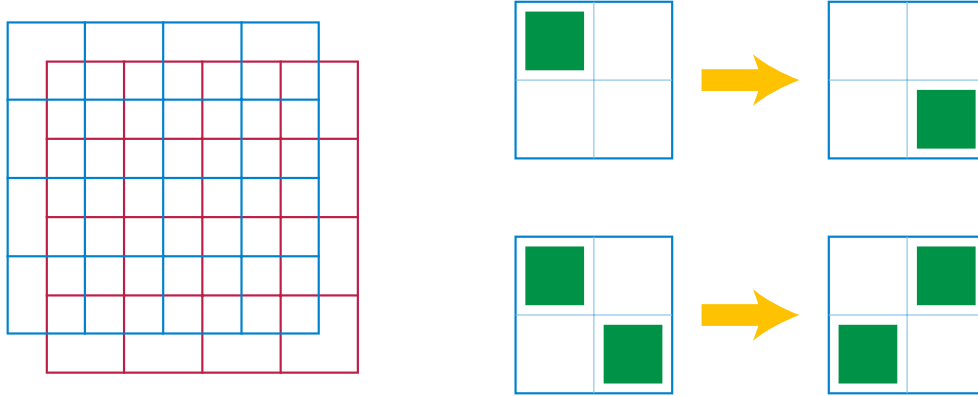


Figure 1: The billiard-ball model. Left: the Margolus neighborhood breaks up the square grid of cells into 2×2 square blocks in two alternating ways, as shown by the blue and red blocks. Right: Blocks with one live cell, or with two diagonal live cells, change in the ways shown; all other blocks remain unchanged.

gate is simulated by fixed blocks of live cells that interact with these signals, causing them to change their paths in ways that match the behavior of the gate. Other fixed blocks of live cells can be used to bend or delay wires so that signals meet up in synchrony or cross without interacting. As well as reversible logic circuits, this automaton can simulate arbitrary Turing machines and other reversible cellular automata [10]. However, this work leaves open the question: what is the power of this system when the grid is not infinite, but of bounded size, with periodic boundary conditions?

Theorem 2. *Simulating a given number of iterations of a BBM pattern of bounded size, given as an array of initial cell states with periodic boundary conditions, is complete for IB.*

Proof. The problem is clearly in IB, as each step of the simulation is a polynomial-time invertible function.

By Observation 11, simulating the behavior of a reversible logic circuit, with its outputs fed back into its inputs, for a given number of steps, is complete for IB. We outline a many-one reduction from this problem to the simulation of BBM patterns, using previously-described ways of simulating circuit components in BBM. The reduction lays out the given circuit as a BBM pattern, including wire-bending and delay circuits that feed the output signals from the circuit back into the inputs, delayed so that the outputs all return to the inputs in synchrony. We use known methods for laying out circuits or other bounded-degree planar graphs onto grid graphs of polynomial area [42], with the layout oriented diagonally with respect to the BBM cell grid, in accordance with the diagonal movement of the circuit signals. The circuit requires only a bounding box of size polynomial in the circuit size, requires only a polynomial amount of delay for re-synchronization (and a corresponding amount of area for the delay circuits), and performs all its simulations of the given reversible logic gates within a polynomial number of steps.

Hundreds of published NP-completeness proofs already follow this same approach of using orthogonal layouts of circuits (often, of circuits for 3-satisfiability problems) in their reductions; for a typical example, see [32]. The use of delay gadgets to correctly synchronize or desynchronize signals within the billiard-ball model is also standard [10]. Therefore, we omit the details of these constructions.

The output of the given circuit after a given number of iterations can be obtained by simulating the translated BBM pattern, with input signals set to match the inputs to the given circuit, for a

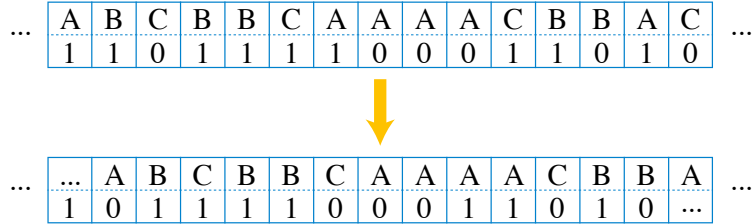


Figure 2: A two-track automaton in which the update rule for the top track copies the left neighbor and the update rule for the bottom track copies the right neighbor.

number of steps equal to the product of the number of iterations for the circuit and the time for an input signal to return to the same point in the BBM pattern. \square

4.2 Other known universal reversible cellular automata

The completeness of simulating other universal reversible cellular automaton rules would need to be considered case-by-case, depending on how the universality of those other rules has been proved. For instance, Toffoli [45] transforms arbitrary non-reversible cellular automata of dimension d into reversible automata of dimension $d + 1$ by making the higher-dimensional automaton construct the entire time-space diagram of the lower-dimensional automaton. However, this also has the effect of increasing the space (number of cells) required for the higher-dimensional automaton to accurately perform this simulation, to be proportional to the product of space and number of simulated steps of the lower-dimensional automaton. Because the space bound for Toffoli’s method is not polynomial in the space of the simulated automaton, this method cannot be formulated as a polynomial-time many-one or Turing reduction from one problem to another, and cannot be used for proving IB -completeness. Similarly, Morita [34] has shown how to simulate cyclic tag systems by a finite pattern in a universal one-dimensional reversible cellular automaton, but the correct behavior of this automaton requires a number of cells proportional to the number of steps of the automaton, so that garbage states from the automaton do not wrap around into the part of the automaton used for describing the rules of the tag system. Again, this need for a number of cells that depends in some way on the time complexity of the simulated computation prevents this method from being used to prove IB -completeness.

4.3 Dimension reduction

The IB -completeness of the two-dimensional BBM automaton, and our failure to translate the existing universality proofs of one-dimensional reversible cellular automata into IB -completeness, raise a natural question: can simulating a one-dimensional reversible cellular automaton be IB -complete? We answer this question affirmatively, by providing a one-dimensional simulation of any two-dimensional Margolus-neighborhood reversible cellular automaton, using the following ingredients:

Tracks. It will be convenient to think of each cell of a one-dimensional cellular automaton as being composed of multiple *tracks*, each containing a finite state, with possibly different sets of states for different tracks. It is possible for each track to have an update rule that is independent of the states in other tracks, with the value of a single track in a cell computed as a combination of the values in the same track of neighboring cells. Fig. 2 shows an example with two tracks, in which the update rule for the top track copies the left neighbor while the update rule for the bottom

track copies the right neighbor, causing the states of the tracks to move relative to each other while remaining otherwise unchanged. (This example is from a family of reversible automata described by Boykett [3] as having an update rule that acts on the values of whole cells by combining the left and right neighbors using an algebraic structure called a rectangular band.) Alternatively, the state of one track can control the update rule of another track. As long as these controlled update rules remain individually reversible, the whole automaton will again be reversible, with a reverse dynamics that computes the predecessor value of the controlling track and then uses it to control the update rule of the other track.

The number of states of the whole cell is then the product of the numbers of states within each track. These numbers grow quickly, so the automata resulting from multi-track constructions will in general have many states. However, if we have a fixed number of tracks with a fixed number of states in each track, the total number of states remains finite, as is required for a cellular automaton.

Partitioning automata. A general construction for one-dimensional reversible automata of Imai and Morita [18] can be thought of as having three tracks per cell: a left track, center track, and right track. The left and right tracks must have equal sets of available states; the states of the center track can differ. The update rule for the automaton performs two operations (as a single automaton step):

- Swap the value in the right track of each cell with the value in the left track of its right neighbor.
- Apply a bijective transformation to the state of each cell (the combination of the states of all three of its tracks), independently of the states of its neighbors.

All one-dimensional cellular automata defined in this way are automatically reversible. The reverse dynamics can be described similarly, as applying the inverse bijective transformation and then swapping values in the same way. Although this is also a cellular automaton, it is not a partitioning automaton of the same type, because the bijection and the swap are performed in a different order.

Firing squad synchronization. We use a reversible solution to the firing squad synchronization problem found by Imai and Morita [18].

Lemma 12 (Imai and Morita [18]). *There is a one-dimensional reversible cellular automaton with the following behavior. First, its states can be partitioned into three sets: quiescent, active, and firing. Second, a cell that is quiescent remains quiescent throughout the evolution of the automaton; therefore, the behavior of any pattern can be described purely by considering its contiguous subsequences of non-quiescent cells. Third, for every k there exists a pattern P_k , consisting of k cells in active states, bounded on both sides by quiescent cells, with the following property: for all $0 \leq i < 3k$, the pattern resulting from P_k after i steps consists only of active states, but the pattern resulting from P_k after exactly $3k$ steps consists only of firing states.*

Some additional detail on how this firing squad computation works will be important. It is a partitioning automaton, where the center track holds the state of each cell: quiescent, active, and firing, with additional information about several more specific types of active cells. On quiescent cells, the bijective transformation of the partitioning automaton is the identity. The left and right tracks hold “signals” that move leftwards or rightwards through the automaton, interacting with other cells as they do. The leftmost cell of the initial pattern P_k is an active cell in a “general” state, with the remaining active states being “soldiers”. The general sends out two signals to its left, and transitions to a “waiting” state, waiting for a signal to return from the left. The faster of the

two signals sent out in the same direction by the general bounces off the boundary of the pattern, and meets the slower signal in the middle of the pattern. When the signals meet, their interaction produces two new generals in central cells, one sending signals to the left and the other to the right, which again transition to a waiting state, waiting for a signal to return from the direction it was sent. In this way, the pattern is split recursively into two subpatterns which behave in the same way, recursively splitting into smaller subpatterns, until at the base level of the recursion all of the constant-length patterns fire simultaneously.

An important consideration, for our purposes, is the behavior of the “waiting” states. In a cell waiting for a signal from the left, the bijective transformation acts as the identity on the right track, and this track otherwise does not affect the behavior of the cell. The cells waiting for signals from the right are symmetric. Effectively, these states partition the pattern into parts that do not interact with each other, without the need for quiescent states. If the initial pattern of Imai and Morita is run for $3k/2 + O(1)$ steps, it reaches a configuration in which the leftmost active cell is waiting on a signal from its right, and a central active cell is waiting on a signal from its left. The pattern of length $k/2$ between these two waiting cells will then fire in $3k/2 - O(1)$ more steps, regardless of any modification to the states in any other part of the pattern, because these two waiting cells block all interaction from other parts of the pattern. We can eliminate the division by two in these formulas by doubling the size of the initial pattern, and formalize this as the following observation:

Observation 13. *For the Imai–Morita firing squad automaton, for all k , there exist patterns of k consecutive active cells that will remain active for $3k - O(1)$ steps and then simultaneously fire, regardless of how the cells outside this pattern are initialized. Additionally, these patterns can be constructed in time polynomial in k .*

Strobed synchronization. We will need to use update rules that, every k th step for a variable numerical parameter k , perform a different step than the usual computation in the other steps. This can be thought of by analogy to a strobe light, which provides brief flashes of one condition (bright light) interspersed with longer periods of a different condition (darkness). This is not something that can be directly defined into the behavior of a cellular automaton, because directly storing the number of the current step modulo k would use a number of bits of information that is logarithmic in k , rather than being encodable into a finite state. Instead, we will simulate this behavior by using tracks that repeatedly perform the firing squad synchronization computation of Imai and Morita.

Lemma 14. *There is a one-dimensional reversible cellular automaton with the following behavior. Its states can be partitioned into two sets: active, and firing. For every k and $1 < t \leq 3k - O(1)$ there exists a pattern $P_{k,t}$, consisting of k cells in active states, with the following property: for all i , the pattern resulting from periodic boundary conditions with pattern $P_{k,t}$ and period k consists only of firing states if i is a multiple of t , and consists only of active states otherwise.*

Proof. We use an automaton with six tracks (top left, top center, top right, bottom left, bottom center, and bottom right). We use a variation of partitioning automaton dynamics in which, in each step, we perform the following three steps:

1. Each cell exchanges the value in its top right track with the value in the top left track of its right neighbor, as in the forward partitioning automaton dynamics.
2. We apply a bijective transformation to the combination of the six values in the six tracks, independently for each cell.
3. Each cell exchanges the value in its bottom right track with the value in the bottom left track of its right neighbor, as in the reverse partitioning automaton dynamics.

As in a standard partitioning automaton, the resulting automaton will automatically be reversible. We define the available states for these tracks to be the same as for the left, right, and center tracks of the firing-squad automaton of Lemma 12, except that we do not use quiescent states. Let F be the bijective transformation used to define this firing-squad rule. We use the following rules to define the transformations of our six-track automaton.

- We call a state that has a firing top center cell and an active bottom center cell “top-lit”, and we call a state that has a firing bottom center cell and an active top center cell “bottom-lit”. We define the bijective transformation on a top-lit cell to swap the values in its top and bottom tracks, producing a bottom-lit cell.
- For a cell that is not top-lit, and for which the result of the transformation would not be bottom-lit, we define the bijective transformation to apply F to the three top tracks and F^{-1} to the three bottom tracks.
- The definitions above leave undefined the successors of cells for which the (F, F^{-1}) transformation would be bottom-lit. They also leave undefined an equal number of predecessors of cells, the ones that would be reached by an (F, F^{-1}) transformation on a top-lit cell. Pair these missing successors and predecessors arbitrarily to form a bijective transformation. (These transitions will not be used by the patterns we construct, so the behavior of the automaton for cells of these types is unimportant in achieving the desired behavior, but it still needs to be a bijection in order to define a reversible automaton.)

Given these rules, initialize the top tracks of the automaton with the pattern of Observation 13, for parameter k , in the all-cells-firing configuration obtained after $3k - O(1)$ steps of the firing-squad automaton. Initialize the bottom tracks of the automaton with the configuration $t - 1$ steps earlier.

For this pattern, all cells begin top-lit, and the automaton will immediately swap the top and bottom tracks of all cells. Then, for the next $t - 1$ steps, it will follow the forward evolution of the Imai–Morita firing squad automaton on the top tracks, and the reverse evolution on the bottom tracks, reaching the same configuration that it started with and repeating the same behavior. These steps cannot reach one of the arbitrary transitions in the final bullet of our transition rule definition, because that could only happen when the result of an (F, F^{-1}) transformation would be bottom-lit, and by construction the $t - 1$ predecessors of the all-firing bottom-track state are not themselves firing. \square

Lemma 15. *Let R_1 and R_2 be two different update rules for reversible cellular automata, both operating on the same finite set S of states. Then there is a one-dimensional reversible cellular automaton with $O(|S|)$ states that can simulate the following behavior, for every positive integer t : given an array of cells with states in S , update the cells in the array using rule R_1 on every t th step, and using rule R_2 on all other steps. Further, the automaton that simulates this behavior can be made to have periodic boundary conditions (necessarily causing the simulated behavior to also have periodic boundary conditions) for all periods larger than $t/3 + O(1)$.*

Proof. We simulate this behavior using a multi-track cellular automaton, where one track T_1 contains the states from S in the simulated array of cells, and the remaining tracks perform the operations of Lemma 14 regardless of the values in track T_1 . We will apply rule R_1 to a cell of track T_1 whenever the state of the remaining tracks is top-firing, and rule R_2 otherwise. In the reverse dynamics, rule R_1^{-1} should be applied whenever the state of the remaining tracks is bottom-firing, and otherwise R_2^{-1} should be applied.

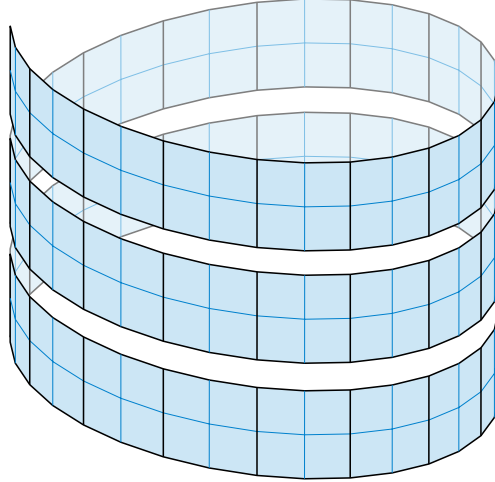


Figure 3: Helical boundary conditions for the two-dimensional Margolus neighborhood (shown here with circumference 32 in an exploded view with spacing between rows of squares) transform its behavior for a single time step into that of a two-track one-dimensional cellular automaton.

We initialize the tracks for the automaton of Lemma 14 according to that lemma, with the same parameter t , with periodic boundary conditions for this track (regardless of whether the overall simulation is periodic), and with the parameter k chosen to equal the period. \square

Helical boundary conditions. The hard-to-simulate patterns in the BBM automaton remain confined to within their bounding box, rather than expanding beyond it. This confinement means that, for a grid of cells with a sufficient constant-sized margin beyond the bounding box, the boundary conditions of the grid are irrelevant: any reasonable choice of boundary conditions will lead to the same evolution. Therefore, we are free to choose boundary conditions that are easy to transform into a one-dimensional automaton, rather than having some particular choice forced on us.

In a single update of the Margolus neighborhood used by the BBM automaton, the cells are partitioned into four-cell squares, and only interact with each other within these squares. Consider an arrangement of these four-cell squares into an infinite horizontal strip. We define *helical boundary conditions* for this strip, with *circumference* c , by adding vertical connections from each of these four-cell squares upwards to the square offset from it by c units leftward along the strip, and downward to the square offset from it by c units rightward, as depicted in *Fig. 3*. In order to get the squares to line up, we require that c be even. This creates a pattern of cell connectivity that locally (within regions of width less than c) is indistinguishable from the infinite square grid, although globally it has the topology of a cylinder, not the same as a grid. If we map a system of cells, connected in this way, onto a two-track one-dimensional automaton, in which each cell of the one-dimensional automaton holds two cells of the Margolus neighborhood, it will be easy for the one-dimensional automaton to simulate the updates in the Margolus neighborhood that use four-cell squares in odd-numbered steps, aligned with the given strip. However, the updates in even-numbered steps combine information from cells c units apart from each other in the strip, and it is not obvious how to perform those updates using a one-dimensional automaton whose neighborhood size does not depend on c . Our eventual solution to this problem will use strobing synchronization to permute the cell states into a position where interacting cells are again adjacent within the one-dimensional strip.

We define *toroidal boundary conditions* of circumference c and period p (requiring p to be even

and greater than c) by using both periodic boundary conditions of period p for the one-dimensional strip of four-cell squares, and helical boundary conditions to define vertical neighbors of each square. The resulting system of cells is again locally (within regions of width less than c and height less than p/c) indistinguishable from the infinite square grid, although globally it has the topology of a torus.

With the pieces we need all defined, we are now ready to describe our one-dimensional simulation of two-dimensional Margolus-neighborhood reversible automata.

Theorem 3. *Every reversible cellular automaton with the two-dimensional Margolus neighborhood and with s states per cell, running on a system of cells with helical boundary conditions with any even circumference c , can be simulated by a one-dimensional cellular automaton with $O(s^2)$ states per cell, with a system of states and an update rule that does not depend on c , and with $c/2 + 1$ steps of the one-dimensional automaton for every simulated step of the two-dimensional automaton. The simulated automaton can be made to have toroidal boundary conditions for any period larger than the circumference, giving the one-dimensional automaton periodic boundary conditions with the same period.*

Proof. Let $t = c/2 + 1$. We simulate the two-dimensional automaton using a multi-track one-dimensional automaton two of whose tracks represent the upper and lower rows of cells in the helical boundary conditions, and we use strobing synchronization with strobe period t , using more tracks. We use one more track to store a single bit of information for each one-dimensional cell, indicating whether its first two tracks should be combined with the cell to the left or with the cell to the right to form the four-cell squares of the Margolus neighborhood; we set the initial state of these bits in strict alternation between consecutive cells.

As in Lemma 15, all states of the strobing track will be top-lit in one step, followed by $t - 1$ steps in which they are not top-lit, in a temporally-repeating pattern. When a cell is top-lit, we perform the update in the Margolus neighborhood given by the reversible dynamics of the given two-dimensional automaton, with the following small modification: we swap the resulting cell values between the top and bottom tracks. As a result of this step, the cell values of the two-dimensional automaton are all computed correctly, but are placed in cells that are not adjacent to their neighbors in the next update. The cell values that are now in the top track of the one-dimensional simulation need to be paired with values that are now in the bottom track but are c units farther to the right. To fix this incorrect placement, in each of the $t - 1$ subsequent steps of the one-dimensional automaton, we slide the top track rightward one step and the bottom track leftward one step, according to the rectangular band dynamics depicted in Fig. 2. After these sliding movements of all the cell states, they will once again be placed in a position where the one-dimensional automaton can perform a Margolus-neighborhood update.

Between one top-lit step and the next, the values that were in two vertically-adjacent squares (according to the adjacency pattern of the helical boundary conditions, although far from each other in the one-dimensional simulation) are shifted halfway around the helix in opposite directions, landing on different tracks of a single one-dimensional cell. In this same span of steps, we need to update the bit of information on the final track indicating whether each cell should look left or right to form a Margolus neighborhood in the next step. This update should be done in a way that matches the correct alignment of these squares, halfway around the helix, in alternating steps of the two-dimensional automaton. The required update to the final track depends on the parity of the number of Margolus-neighborhood squares in a single cycle around the helix, $c/2 = t - 1$. When there are evenly many squares in this cycle (true when t is odd), the final-track states should all be flipped from one light step to the next; otherwise, when t is even, they should all be left unchanged. This can most easily be accomplished by flipping these states at every step, regardless of the state of the strobing track. \square

It seems likely that the divisibility condition on the circumference of the helical boundary conditions in Theorem 3 can be relaxed using a more general strobing synchronization mechanism, but we do not need this added generality for the following result:

Theorem 4. *There is a one-dimensional reversible cellular automaton for which simulating any given number of iterations, with periodic boundary conditions, is complete for \mathbf{IB} .*

Proof. Apply Theorem 3 to produce a one-dimensional simulation of the BBM two-dimensional automaton, for a hard instance of BBM generated by Theorem 2, and for toroidal boundary conditions with circumference and period both large enough to make no difference to the dynamics of BBM within the bounding box of live cells of the instance. \square

The number of states in the automaton resulting from this construction is $2^3 \cdot 90^2 = 64800$, a finite but large number. (The two strobing tracks have 90 states rather than the 99 states of Imai and Morita because they do not use quiescent states.) It would be of interest to find a \mathbf{IB} -complete one-dimensional reversible cellular automaton with significantly fewer states.

5 Implicit linear forests

An *implicit graph* is a graph whose vertices are represented as binary strings of a given length, and whose edges are determined by a computational process (an oracle or subroutine for computing neighbors of each vertex) rather than being listed explicitly in an adjacency list or other data structure. These typically represent state spaces of computations or of combinatorial structures, and the use of implicit graphs is common in complexity theory. Savitch's theorem, for instance, can be interpreted as defining an algorithm for finding a path between two selected vertices in an implicit directed graph, in low deterministic space complexity [49].

The problems we have already considered can easily be reformulated in the language of implicit graphs: a bijection can be thought of as a directed graph with the values on which it operates as vertices, and with in-degree and out-degree both exactly one at each vertex. The iteration problem we have been considering, rephrased in this language, asks for the vertex that one would reach by following a path of length n in this graph. However, this is somewhat artificial as a graph problem. Instead, we consider undirected implicit graphs in which every connected component is a path, known as *linear forests*, or more generally implicit graphs with maximum degree two. Given a leaf vertex (a vertex of degree one) in such a graph, how easy is it to find the other leaf of the same path? As we show in this section, this provides an alternative equivalent formulation of the class \mathbf{IB} that is based on graph search rather than on bijective functional iteration.

5.1 Thomason's lollipop algorithm

Before proving the equivalence of this formulation, we briefly discuss a prototypical example of a problem of this type, Thomason's lollipop algorithm for a second Hamiltonian cycle. In a 3-regular undirected graph, the number of Hamiltonian cycles through any fixed edge is even [47]. A proof of this fact by Thomason [43] constructs a state space, or implicit graph, as follows (Fig. 4):

- The states of the state space are Hamiltonian paths starting at a fixed endpoint of a fixed edge. The initial Hamiltonian cycle can be transformed into one of these states by choosing arbitrarily one of its vertices and edges as the fixed vertex and edge of the state space, and removing the other Hamiltonian cycle edge that is incident to the chosen vertex.

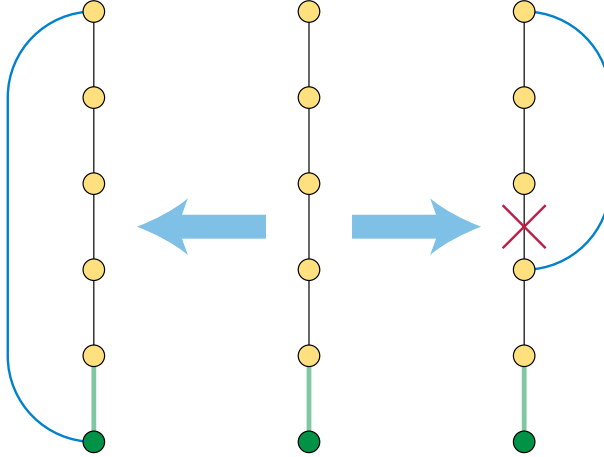


Figure 4: State space and transitions for Thomason’s lollipop algorithm. From any Hamiltonian path (center) with a fixed starting vertex and edge (green), extending the other end of the path by one more edge (blue) can either produce a Hamiltonian cycle (left) or a “lollipop”, a shorter cycle with a dangling path (right). Removing one edge from the cycle in a lollipop (red X) produces another Hamiltonian path with the same fixed starting vertex and edge.

- Each state can transition to at most two other states, by adding one more edge to the far end of the Hamiltonian path from the fixed edge. The number of choices for this added edge is exactly two, because the given graph has degree three and one of the edges at the end vertex is already used as part of the path. If this edge is incident to the fixed vertex, adding it produces a Hamiltonian cycle; otherwise, adding it produces a “lollipop” or spanning subgraph in the form of a cycle with a dangling path. When it produces a lollipop, we can break the cycle at the other edge incident to the dangling path, and produce a new state. Therefore, the states that can form Hamiltonian cycles by the addition of an edge have exactly one neighbor, while the other states have exactly two neighbors.

The evenness of the number of Hamiltonian cycles through a fixed edge follows immediately from this construction: After fixing an orientation for the fixed edge, each Hamiltonian cycle corresponds to a degree-one state in this state space, which can only belong to a path of states. Every path has exactly two degree-one states, so the paths in the state space group the Hamiltonian cycles into pairs [43].

The same argument also provides an algorithm for finding a second Hamiltonian cycle, given as input a single Hamiltonian cycle in an (explicitly represented) graph. One simply chooses arbitrarily an edge of this cycle to be a fixed edge and the orientation of this chosen edge, constructs the state space as above, and walks along the path in the state space from the initial state to another degree-one state, which must come from a different Hamiltonian cycle [43].

Finding a second Hamiltonian cycle is one of the prototypical examples of a problem in the complexity class PPA, defined more generally in terms of finding a second odd-degree vertex in an implicit graph, although it is not known to be complete for PPA [36]. However, a solution of the PPA version of the problem is not required to be in the same component of the state space as the given Hamiltonian cycle, so PPA does not characterize the complexity of finding the same Hamiltonian cycle as the cycle found by Thomason’s algorithm. Instead, we are interested in the complexity of a more specific problem, solved by Thomason’s algorithm: given a Hamiltonian cycle, a fixed edge, and a fixed orientation for that edge, find the other Hamiltonian cycle from the same component

of Thomason’s state space. This is an instance of the second leaf problem, in an implicit graph of maximum degree two (not necessarily a linear forest). It is known that some instances may cause Thomason’s lollipop algorithm to take an exponential number of steps [4, 5, 27, 51], but while this settles the complexity of this specific algorithm, it leaves open the complexity of the functional problem solved by the algorithm.

5.2 Equivalence to iterated bijection

We will formalize a class of computational problems like the one solved by Thomason’s algorithm, rather than a single problem, in order to make the neighbor-finding subroutines by which we define an implicit graph be part of the problem definition rather than part of the input. However, we also need input data, used by those subroutines to specify the implicit graph. For instance, in the problem formalizing the input–output behavior of Thomason’s lollipop algorithm, the definition of the problem includes the fact that its state space consists of Hamiltonian paths with fixed starts in a cubic graph, rather than being some other kind of implicit graph. However, the specific cubic graph containing these paths is input data rather than being part of the problem specification. Thus, we make the following definitions.

Definition 16. A *parameterized family of implicit graphs* is defined by a polynomial time function $N(G, v)$ that takes as input two bitstrings G and v , where G identifies a specific implicit graph and v names a vertex within that graph, and that produces as output a finite sequence of distinct bitstrings of equal length to v naming the neighbors of v in G . If v is invalid (meaning that it does not name a vertex in the graph specified by G), N should output a failure condition, again in polynomial time. A parameterized family is *undirected* if, whenever w belongs to the output of $N(G, v)$, v symmetrically belongs to the output of $N(G, w)$. It is *bivalent* if every call to N produces at most two neighbors. A *connected leaf problem* is defined by an undirected bivalent family of implicit graphs, defined by a polynomial time function N . An input to a problem defined in this way consists of input values G and v such that the output of $N(G, v)$ has length exactly one. The output to a connected leaf problem, defined in this way, is a bitstring w describing a vertex of degree one in the same connected component as v of the implicit graph defined by N and G . When the input does not have the correct form ($N(G, v)$ produces a failure condition or the wrong number of neighbors) the output is undefined.

Thus, the problem of duplicating the output of Thomason’s lollipop algorithm is a connected leaf problem in which G describes the underlying cubic graph in which a second Hamiltonian cycle is to be found, v encodes a description of a Hamiltonian path in this underlying graph, and N performs a single step of the lollipop algorithm described above, for each of the two ways of extending the path described by v , and outputs the Hamiltonian path or paths that result from this step.

Theorem 5. *Every connected leaf problem belongs to IB.*

Proof. Given a connected leaf problem defined by a polynomial time function $N(G, v)$, we find a Turing reduction from instances (G, v) to equivalent problems of iterated bijection, as follows. Let k be the number of bits in the bitstring v ; by the way we have defined parameterized families of implicit graphs, all vertices in the connected component of v in the implicit graph specified by G have the same number k of bits in their descriptions. We construct a polynomial-time bijection f whose inputs and outputs are triples (n, v, w) of k -bit values. In these triples n can be interpreted as a number modulo 2^k , at least as large as the number of vertices in the component of v . The two remaining values v and w in these triples should be interpreted as describing adjacent vertices in the graph specified by G . However, to formulate this as a problem in IB, the bijection f that we

construct cannot depend on this interpretation: it must be capable of handling values v and w that do not specify vertices, or that specify vertices that are not adjacent. We compute the value of f according to the following case analysis:

- First, use N to compute the neighbors $N(G, v)$ and $N(G, w)$ of v and w . If either call returns a failure condition, or if the two vertices are not neighbors, return the input (n, v, w) unchanged as the output.
- If $n > 0$, check whether v has one neighbor. If so, return $(n + 1 \bmod 2^{k+1}, v, w)$. However, if v has two neighbors, return (n, v, w) unchanged.
- In the remaining case, $n = 0$. If w has one neighbor, return $(1, w, v)$. Otherwise, w has two neighbors, v and another vertex u . In this case, return $(0, w, u)$.

If v is a leaf vertex in the implicit graph described by G , and w is its one neighbor, then iterating this function has the effect of walking in one direction along a path, waiting 2^k steps, and then walking in the same way in the opposite direction along the path, acting bijectively on all of the triples of values seen in this walk. If v and w are neighbors in a cycle of the implicit graph, then iterating this function starting from $(0, v, w)$ has the effect of walking from arc to arc around the cycle, with no waiting steps. For all of the remaining triples of values, this function acts as the identity. Therefore, in all cases it is bijective. Each step involves only two calls to the polynomial time function N , and simple case analysis, so it takes polynomial time to compute f .

We can solve a connected leaf problem with neighbor function N and data G, v by first using N to find the neighbor w of v and then iterating the function f constructed above for 2^n iterations starting from $(0, v, w)$ to produce another triple (a, b, c) , and finally returning b . By the construction of f , iterating it will necessarily reach the leaf at the other end of the component of v in fewer than 2^k steps and then wait for 2^k steps while incrementing the first component of the triple modulo 2^k until it reaches zero again. If we iterate f for exactly 2^k steps, the resulting triple (a, b, c) will necessarily be part of this waiting stage of the dynamics of f , and the returned value b will necessarily be the other leaf connected to v , as desired. \square

Although not every problem in IB has this form, the connected leaf problems form a general-enough subfamily of IB to reduce every other problem in IB to a problem in this subfamily.

Theorem 6. *Every problem in IB can be reduced, by a polynomial-time Turing reduction, to a connected leaf problem.*

Proof. We prove this directly for problems in $\text{IB}_{-,i}$. Recall that these problems are defined by a polynomial time bijection f with a polynomial time inverse f^{-1} , take as input a pair (n, x) , and produce as output the iterated value $f^{(n)}(x)$. The result will follow for any other problem in IB by composition of the reduction from that other problem to a problem in $\text{IB}_{-,i}$ (given from the definition of IB) and the reduction that we prove from a problem in $\text{IB}_{-,i}$ to a connected leaf problem.

To reduce a given problem in $\text{IB}_{-,i}$ to a connected leaf problem, define an implicit graph whose vertices are the pairs (i, y) where i is an integer in the range $[0, n]$ (importantly, under ordinary arithmetic, not modular arithmetic) and where y is any string of the same length as x . The vertices (i, y) with $i < n$ have $(i + 1, f(y))$ as a neighbor, and the vertices (i, y) with $i > 0$ have $(i - 1, f^{-1}(y))$ as a neighbor. Set the auxiliary information G used by the neighborhood function N to be simply the number n . Pairs (i, y) with i outside the range $[0, n]$ do not describe valid vertices and produce a failure return value from N . Then N is a polynomial time function (involving a single invocation of f or f^{-1}), defining an undirected bijective implicit graph for each choice of G . The connected leaf for input $(0, x)$ in the implicit graph described by data G is exactly the pair $(n, f^{(n)}(x))$. \square

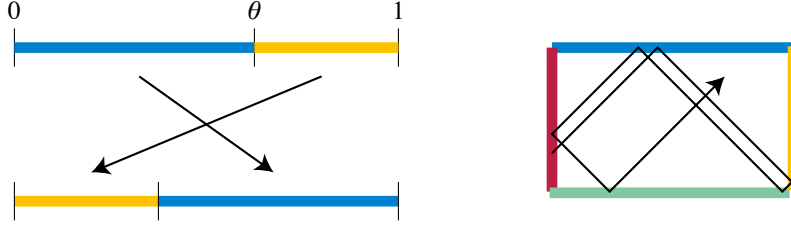


Figure 5: Left: The interval exchange transformation $x \mapsto (x + \theta) \bmod 1$. Right: More complicated interval exchange transformations can be used to model reflections in mirrored polygons.

Corollary 17. *There exist connected leaf problems that are complete for IB.*

Proof. Apply Theorem 6 to any other complete problem for IB. The resulting connected leaf problem is in IB by Theorem 5. It is hard for IB by composition of reductions to the other complete problem and the reduction of Theorem 6 from that problem to the resulting connected leaf problem. Therefore, it is complete for IB. \square

Corollary 18. *There exist implicit linear forests for which the connected leaf problem is IB-complete for but finding a second leaf without regard to connectivity, given any leaf, is trivial.*

Proof. In a graph constructed according to Corollary 17, all inputs of the form $(0, x)$ or (n, x) are leaves, so to find a second leaf choose any input of that form that is not the given leaf. \square

Although producing the same output as Thomason’s lollipop algorithm belongs to IB, by Theorem 5, we do not know whether it is IB-complete, just as we do not know whether finding an arbitrary second Hamiltonian cycle in a cubic graph is PPAD-complete.

6 Piecewise linear bijections

The study of iterated behavior of piecewise linear maps and of bijective maps are both central to the theory of dynamical systems. Well-known mappings in this area that combine both characteristics include Arnold’s cat map

$$(x, y) \mapsto (2x + y, x + y) \bmod 1$$

and the baker’s map

$$(x, y) \mapsto \left(2x \bmod 1, \frac{y + \lfloor 2x \rfloor}{2} \right),$$

both on the unit square [11, 35].

A prominent family of one-dimensional systems are the *interval exchange transformations* [25]. These are piecewise linear bijections that partition a half-open interval into subintervals, permute the subintervals, and translate each subinterval into its permuted position (Fig. 5). The computational complexity of iterated interval exchange transformations, and their application in modeling light reflections within mirrored polygons, was an initial motivation for this paper. Even the most simple nontrivial interval exchange, the transformation $x \mapsto (x + \theta) \bmod 1$, has interesting iterated behavior, including Steinhaus’s three-gap theorem according to which there are most three distinct intervals between consecutive values in the sorted sequence of the first n iterates [40].

For the purposes of computational complexity it is more convenient to consider mappings that act on discrete sets rather than on continuous spaces like the entire unit square. In this light, it is

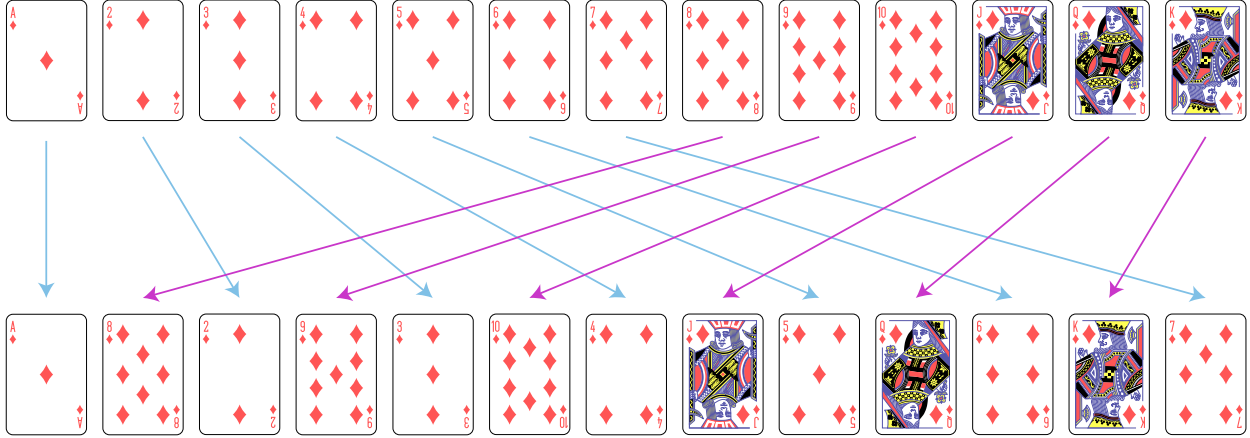


Figure 6: A perfect riffle shuffle of n cards can be represented as a piecewise linear transformation with two pieces acting on the first $\lceil n/2 \rceil$ cards (blue arrows) and the remaining $\lfloor n/2 \rfloor$ cards (magenta arrows). Card images from public domain file “English pattern playing cards deck.svg” by Dmitry Fomin on Wikimedia commons.

common, for instance to study the effect of Arnold’s cat map on grid points, such as the positions of a discrete set of pixels [11]; indeed, its name comes from an example given by Arnold of a picture of a cat being transformed in this way. It is important to note, however, that restricting the domain of a function in this way can change whether it is bijective. Arnold’s cat map is bijective on square grids, for instance, but the baker’s map is not: each step halves the vertical separation of the grid.

As an example in the other direction, of a piecewise linear transformation that is bijective on integers but not on continuous intervals, consider the familiar perfect riffle shuffle of a deck of n cards [8], which (if the cards are represented by integers in the range from 0 to $n - 1$) can be expressed as the piecewise linear transformation

$$i \mapsto \begin{cases} 2i & \text{if } i < n/2 \\ 2i - n & \text{if } i > n/2 \text{ and } n \text{ is odd} \\ 2i - n + 1 & \text{if } i > n/2 \text{ and } n \text{ is even.} \end{cases}$$

See Fig. 6 for an example with $n = 13$. We will use these shuffle transformations as components in a hardness proof for a problem of computing iterated piecewise linear bijections.

6.1 The piecewise linear bijection problem

Definition 19. We formulate the *iterated piecewise linear bijection problem* as follows: the input is a triple (x, n, T) , where x and n are integers, and T is a piecewise linear bijection on a range of integers that includes x , described by specifying integer endpoints of each piece of the bijection, together with two integer coefficients for the linear transformation of that piece. The output is $T^{(n)}(x)$.

Observation 20. *Given an input that is in the syntactical form of an input to the iterated piecewise linear bijection problem, we can test in polynomial time whether it correctly describes a piecewise linear bijection. If it does, we can implement a single iteration of the bijection, or of the inverse of the bijection, in polynomial time.*

Proof. To test whether an input of this form describes a piecewise linear bijection, sort the endpoints of the specified pieces to check that they form disjoint intervals whose union is a single interval, check that each of the specified transformations maps each piece into this union, and check that no two specified transformations have intersecting images.

To implement a single iteration of the bijection, on input x , find the piece containing x and apply its transformation. To implement the inverse of the bijection, find the piece whose image contains x and apply the inverse of its linear transformation. \square

Although the inverse of a piecewise linear bijection is linear on each image of a piece, this may describe the inverse as a piecewise linear bijection, because the images might not be intervals. Describing the inverse of a piecewise linear bijection as another piecewise linear bijection could produce significantly more pieces. To allow for more general descriptions of transformations, it will be convenient for us to consider compositions of piecewise linear bijections, repeated in a fixed sequence. As the following lemma shows, this can be done by combining the sequence into a single piecewise linear bijection on a larger range, without a significant increase in complexity.

Lemma 21. *Let T be the composition of a sequence of k piecewise linear bijections T_1, T_2, \dots, T_k on the integers in the range $[0, n)$. Then there exists a single piecewise linear bijection \widehat{T} on the range $[0, kn)$, such that for all x in $[0, n)$, $T(x) = \widehat{T}^{(k)}(x)$. The number of pieces needed to define \widehat{T} as a piecewise linear transformation is the sum of the numbers of pieces in each T_i .*

Proof. For each linear transformation in each of the piecewise linear bijections T_i , mapping a subinterval $[a, b)$ to another subinterval $[c, d)$, make a corresponding transformation in \widehat{T} that maps $[a + (i-1)n, b + (i-1)n)$ to $[c + in, d + in)$. For the final iteration T_k , the image of this transformation should be taken modulo kn , so that it wraps around to $[0, n)$. The transformation \widehat{T} defined by combining these pieces of transformations has the property that, when it is iterated k times on a starting value x in the range $[0, n)$, the i th iteration maps x into the range $[in, (i+1)n)$, and that the behavior of this iteration modulo n is the same as T_i . The last of the k iterations maps x back into $[0, n)$ in the same way. Therefore, for $x \in [0, n)$, $T(x) = \widehat{T}^{(k)}(x)$. \square

6.2 Permuting the bits of a binary number

Binary rotation or circular shift operates on numbers in the range $[0, 2^k)$ as follows. Represent any number as a binary string, with the most significant bit on the left and least significant bit on the right. A left circular shift by i units, for $1 \leq i < k$, moves each bit value into the position i steps to the left, with the most significant i bits wrapping around into the least significant i positions. A right circular shift by i units performs the opposite transformation, moving each bit value i steps to the right, with the least significant i bits wrapping around into the most significant k positions. A right circular shift by i units is the same as a left circular shift by $k - i$ units.

Observation 22. *A left circular shift by one unit on the range $[0, 2^k)$ can be expressed as a piecewise linear bijection with two pieces.*

Proof. It is the transformation

$$x \mapsto \begin{cases} 2x & \text{if } x < 2^{k-1} \\ 2x - 2^k + 1 & \text{otherwise.} \end{cases}$$

\square

This is just the riffle shuffle example described earlier, in the case where the number of values being shuffled is a power of two. By applying Lemma 21 we can compose multiple one-unit shifts to obtain circular shifts of larger numbers of units. We can also compose these shifts in more complex ways to obtain other bit permutations:

Lemma 23. *Let C be a subset of $[0, k)$, interpreted as bit positions in the k -bit binary values, with 0 as the least significant (rightmost) position, and $k - 1$ as the most significant (leftmost) position. Then there exists a function f on k -bit binary values that permutes the bits so that the positions in C are moved to the $|C|$ most significant bits, such that both f and f^{-1} can be expressed as compositions of $O(|C|k)$ piecewise linear bijections with $O(1)$ pieces each.*

Proof. We express f as a composition of piecewise linear bijections using induction on $|C|$. As base cases, if $|C| = 0$, we may let $f = f^{-1}$ be the identity function, expressed as a piecewise linear bijection with one piece. If $|C| = 1$, we let f be the composition of a sufficient number of two-piece left-rotations (Observation 22) to place the single element of C into the most significant position; in this case, f^{-1} is just the composition of a complementary number of left-rotations, modulo k . Otherwise, We construct the function f as a composition of piecewise linear bijections as follows:

- Remove a single element from C , producing the smaller set C' . By induction, perform a composition f' of piecewise linear bijections that places C' into the most significant positions of the resulting permuted bit sequence. Let i be the position in which these bijections leave the remaining element that was removed from C to produce C' .
- Perform $k - 1 - i$ left circular shifts using two-piece piecewise linear bijections, as described in Observation 22. As a result, in the value resulting from these shifts, the bit that started out in position i will be in the most significant position. The subinterval $[0, 2^{k-1})$ will contain the inputs for which this most significant bit is zero, and the subinterval $[2^{k-1}, 2^k)$ will contain the inputs for which it is one. The remaining bits of C will form a contiguous block elsewhere in the bit sequence; let j be the number of positions separating the most significant bit from this contiguous block.
- Perform j left circular shifts of the low-order $k - 1$ bits. Each of these circular shifts can be performed as a four-piece piecewise linear bijection, obtained by applying Observation 22 separately to the two subintervals $[0, 2^{k-1})$ and $[2^{k-1}, 2^k)$.

To construct the inverse f^{-1} of the function f that we constructed above, we simply reverse these steps:

- Perform $k - 1 - j$ left circular shifts of the low-order $k - 1$ bits of the given value.
- Perform another $i + 1$ left circular shifts to invert the effect of the $k - 1 - i$ left circular shifts included in f .
- Construct and perform the inverse of f' , by induction.

The $|C|$ levels of induction each add $O(k)$ circular shifts with two or four pieces each, from which the bounds on numbers of composed functions and the numbers of pieces follow. \square

6.3 Completeness

We are now ready to prove that the piecewise linear bijection problem is **IB**-complete. The main idea of the proof is to use Lemma 23 to simulate individual gates of a reversible logic circuit, and Lemma 21 to combine the resulting sequences of piecewise linear bijections into a single piecewise linear bijection for which it is hard to find iterated values.

Theorem 7. *The piecewise linear bijection problem is IB-complete.*

Proof. Because it is a problem of finding iterated values of a bijection that can be computed in polynomial time (Observation 20), it is clearly in IB. We prove that it is complete by finding a many-one reduction from the problem of finding iterated values of reversible logic circuits, already proven IB-complete (Observation 11). To do so, we suppose that we are given a reversible logic circuit operating on k -bit inputs and outputs, and we represent the values on sets of k wires of the circuit (progressing from the k input wires, through the various gates of the circuit, to the k output wires, as numbers in the range $[0, 2^k)$, interpreted as k -bit binary numbers. We will find sequences of piecewise linear bijections that, under this interpretation, perform the operation of each gate of the given circuit, and compose these sequences into a single bijection using Lemma 21.

In more detail, for each gate of the circuit, in a topological ordering of the circuit ordered from its inputs to its outputs, we apply the following sequence of piecewise linear bijections:

- Let C be the set of bit positions representing the inputs and outputs of the gate. Apply Lemma 23 to find a sequence of piecewise linear bijections whose composition f_C permutes all of the bits so that the positions of C are permuted into the $|C|$ most significant positions.
- The resulting values can be partitioned into $2^{|C|}$ subintervals of the form $[i2^{k-|C|}, (i+1)2^{k-|C|})$ (for $i = 0, 1, \dots, 2^{|C|} - 1$, within which the bits in the $|C|$ most significant bit positions have constant values. Apply a single piecewise linear bijection that permutes these $2^{|C|}$ subintervals into an order representing the output values of the given gate for these input values.
- Apply the sequence of piecewise linear bijections whose composition represents the inverse function f_C^{-1} to the function f_C , as described by Lemma 23.

If the circuit has g gates, each operating on $O(1)$ bits, then the composition of the sequences described above for each gate gives us an overall sequence of $s = O(gk)$ piecewise linear transformations, with $O(gk)$ pieces, that implements the same function as the given circuit.

By Lemma 21 we can find an equivalent single piecewise linear transformation T , with the same number of pieces, operating on $O(gk^2)$ -bit values, such that $T^{(s)}(x)$, for $x \in [0, 2^k)$, performs a single iteration of the given circuit. Therefore, for any n , we can apply the circuit n times to input value x , by solving the piecewise linear bijection problem of computing $T^{(ns)}(x)$. The construction of T and ns from the circuit are polynomial-time transformations, so this gives a many-one reduction from finding iterated values of reversible logic circuits to the piecewise linear bijection problem. \square

6.4 Integer interval exchange transformations

We conclude this section with a special case of the piecewise linear bijection problem that has a non-obvious polynomial time algorithm. We define the *iterated integer interval exchange transformation problem* to be the special case of the piecewise linear bijection problem in which each of the linear bijections of the given bijection has multiplier 1. In these piecewise linear bijections, each piece is just a translation, and the whole bijection is an interval exchange transformation. After an earlier version of this paper listed the complexity of the iterated integer interval exchange transformation problem as an open problem, Mark Bell provided in a personal communication the observation that it has a polynomial time solution, obtained by reinterpreting it as a problem on normal curves in triangulated surfaces and plugging in known results from computational topology. In this section we provide a more detailed expansion of Bell's observation. To describe this solution, we need the following topological definitions, for which refer to Fig. 7 and [13].

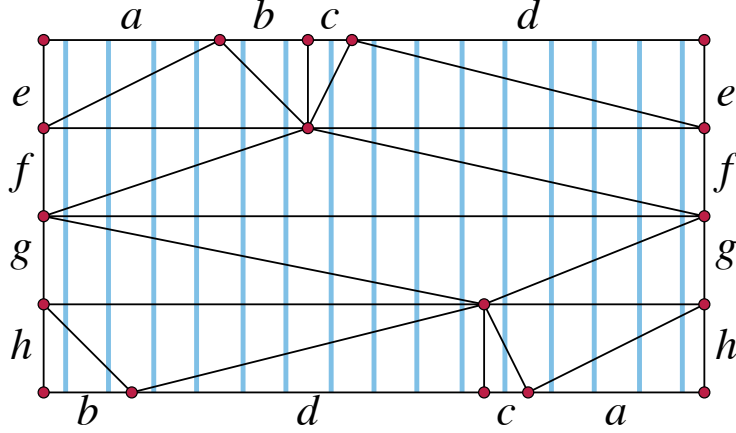


Figure 7: A normal curve (light blue) on a triangulated double torus (black triangles and red vertices, glued from top to bottom and from left side to right side with the pairing indicated by the letters). Traversing the normal curve upwards from its central horizontal line, through the glued edges from top to bottom, and continuing upwards back to the same central line, permutes the branches of the curve according to the integer interval exchange transformation that maps $[0, 3] \mapsto [11, 14]$, $[4, 5] \mapsto [0, 1]$, $6 \mapsto 10$, and $[7, 14] \mapsto [2, 9]$.

Definition 24. A *triangulated oriented 2-manifold* (“triangulated manifold”, for short) is a topological space obtained from a system of triangles, each having a specified clockwise orientation of its edges, and a matching of pairs of edges of those triangles to be glued together consistently with those orientations. (The vertices of the manifold are equivalence classes of vertices of triangles after this gluing, but are unimportant for what follows.) A *normal curve* is a one-dimensional subspace of a triangulated manifold, topologically equivalent within each triangle to a collection of disjoint line segments that extend from edge to edge within the triangle, avoiding its vertices. At the point where one of these segments meets an edge of a triangle, it is required to continue from the same point into another segment in the other triangle glued to the same edge. In particular, because a line segment cannot cross the same edge of a triangle twice in succession, a normal curve is also forbidden from having segments that do this, although it can return to an edge after crossings with other edges. A normal curve can have multiple connected components; a single component is called an *arc*.

A normal curve may be described up to topological equivalence by *normal coordinates*, which are numbers N_e on each edge e of the triangulated manifold. N_e specifies the number of times that the normal curve crosses edge e . If a triangle has edges x , y , and z , then the normal curve described in this way consists within triangle xyz of $(N_x + N_y - N_z)/2$ segments from x to y , $(N_x + N_z - N_y)/2$ segments from x to z , and $(N_y + N_z - N_x)/2$ segments from y to z . The curve can be reconstructed from these numbers by placing the specified number of crossing points on each edge and then, within each triangle, drawing the specified number of segments connecting these crossing points. If we draw these segments one at a time, always connecting two unused crossing points closest to the vertex shared by their two edges, then no two segments will cross each other. In order to represent a normal curve, the numbers labeling the edges of each triangle must obey the triangle inequality and sum to an even number, so that the number of segments to draw with each type is a non-negative integer.

The points where a normal curve crosses the edges of a triangulation can be indexed in two different ways, *edge coordinates* and *arc coordinates*. The edge coordinate of a point where a normal curve crosses an edge is just its position among the crossings on that edge, after choosing an arbitrary orientation for that edge. The arc coordinate of a point where a normal arc crosses an edge is its

position among all of the crossings along the normal arc, in the order they are reached by that arc, after choosing an arbitrary orientation for the arc and an arbitrary starting point to have coordinate zero.

Theorem 8 (Bell). *The iterated integer interval exchange transformation problem, for a transformation on k intervals over the integers in the range $[0, N - 1]$, can be solved in time polynomial in k and $\log N$.*

Proof. Given an integer interval exchange transformation f , a number of iterations n , and a starting value i , perform the following steps to compute $f^{(n)}(i)$:

- Construct a surface in the form depicted in Fig. 7: a triangulated rectangle, divided into some number of horizontal stripes, with the input intervals to the transformation subdividing the top of the rectangle and the outputs subdividing the bottom. In order to allow the interval to cover the integers in the range $[0, N - 1]$, place its left edge on the line $x = -1/2$ and its right edge on the line $x = N - 1/2$. Triangulate it as shown in the figure, so that each vertical line through the rectangle crosses exactly one diagonal edge per slice, and so that the central horizontal line across the rectangle forms an unsubdivided edge. Each step up or down from this central edge allows the number of horizontal subdivisions to double, so it suffices to let $s = \lceil \log_2 k \rceil$, producing a triangulation with $O(k)$ triangles. Glue the left and right sides of the rectangle together, and glue top and bottom according to the labeling from the transformation.
- Compute the normal coordinates of the normal curve formed by the vertical integer lines in the rectangle. The normal coordinate of any edge is how far apart horizontally its endpoints are within the rectangle.
- Given the integer i whose iterates we want to compute, let p_i be the crossing point on the central horizontal edge with x -coordinate equal to i . Each iteration of the exchange transformation can be obtained by advancing $2s$ units upward along the curve, starting from p_i , and wrapping around halfway through from the top of the rectangle to the bottom.
- Find the normal arc containing p_i and its normal coordinates, using the algorithm of [13, Theorem 6.2]. The length ℓ of this arc (measured as a number of crossings) is just the sum of these normal coordinates.
- Convert the known edge coordinate i of p_i to an arc coordinate using the algorithm of [13, Theorem 6.3]. Add $2ns$ (modulo ℓ) to this arc coordinate, and convert the resulting arc coordinate back into an edge coordinate in its arc using the algorithm of [13, Theorem 6.4]. Reversing the reduction from the normal curve to a normal arc, convert this edge coordinate in the arc back into an edge coordinate in the whole curve. This edge coordinate is the number $f^{(n)}(i)$ that we want to compute.

The topological subroutines used by this algorithm all take time quadratic in the size of the triangulation and logarithmic in the number of crossings of the normal curve, so for the triangulation and normal curve constructed above this time bound is $O(k^2 \log N)$. \square

7 Conclusions

We have developed a new functional complexity class, **IB**, based on computing the iterated values of polynomial-time bijections, shown the equivalence of several different definitions for **IB**, and found **IB**-complete problems involving circuits, cellular automata, graphs, and piecewise linear transformations.

Our cellular automaton completeness result, in particular, involves a novel dimension-reducing simulation from two-dimensional to one-dimensional reversible cellular automata.

Left open by our research are whether it is IB-complete to compute the same result as Thomason's lollipop algorithm for a second Hamiltonian cycle in a cubic graph. More generally, it would be of interest to understand more about the relation between IB and other established complexity classes, particularly PSPACE. We have been unable to find IB algorithms for standard PSPACE-complete problems such as the satisfiability of quantified Boolean formulas or the minimax value of combinatorial games, but proving a separation between IB and PSPACE would be difficult for all of the reasons that complexity-theoretic separations are difficult more generally. In the other direction, we know of no strong reason (such as an unexpected collapse in standard complexity hierarchies) why IB and PSPACE should not turn out to be equal. But even if they are equal, our results may be of interest in expanding the types of problems that are complete for these classes.

References

- [1] Charles H. Bennett. Logical reversibility of computation. *IBM Journal of Research and Development*, 17:525–532, 1973. doi:10.1147/rd.176.0525.
- [2] Charles H. Bennett. The thermodynamics of computation – a review. *International J. Theoretical Physics*, 21(12):905–940, 1982. doi:10.1007/bf02084158.
- [3] Tim Boykett. Efficient exhaustive listings of reversible one dimensional cellular automata. *Theoretical Computer Science*, 325(2):215–247, 2004. doi:10.1016/j.tcs.2004.06.007.
- [4] Marcin Briański and Adam Szady. A short note on graphs with long Thomason chains. *Discrete Mathematics*, 345(1):112624, 2022. doi:10.1016/j.disc.2021.112624.
- [5] Kathie Cameron. Thomason's algorithm for finding a second Hamiltonian circuit through a given edge in a cubic graph is exponential on Krawczyk's graphs. *Discrete Mathematics*, 235(1-3):69–77, 2001. doi:10.1016/S0012-365X(00)00260-0.
- [6] V. S. Černjavskiĭ. On the reversibility of algorithms. *Trudy Moskovskogo Matematičeskogo Obščestva*, 9:425–453, 1960.
- [7] David Elieser Deutsch. Quantum computational networks. *Proceedings of the Royal Society A*, 425(1868):73–90, 1989. doi:10.1098/rspa.1989.0099.
- [8] Persi Diaconis, R. L. Graham, and William M. Kantor. The mathematics of perfect shuffles. *Advances in Applied Mathematics*, 4(2):175–196, 1983. doi:10.1016/0196-8858(83)90009-X.
- [9] Jérôme Durand-Lose. Intrinsic universality of a 1-dimensional reversible cellular automaton. In Rüdiger Reischuk and Michel Morvan, editors, *Proc. 14th Annual Symposium on Theoretical Aspects of Computer Science (STACS 1997)*, volume 1200 of *Lecture Notes in Computer Science*, pages 439–450. Springer, 1997. doi:10.1007/BFb0023479.
- [10] Jérôme Durand-Lose. Computing inside the billiard ball model. In Andrew Adamatzky, editor, *Collision-Based Computing*, pages 135–160. Springer, 2002. doi:10.1007/978-1-4471-0129-1_6.
- [11] Freeman J. Dyson and Harold Falk. Period of a discrete cat mapping. *American Mathematical Monthly*, 99(7):603–614, 1992. doi:10.2307/2324989.

- [12] David Eppstein. A heuristic approach to program inversion. In *Proc. 9th Int. Joint Conf. Artificial Intelligence*, volume 1, pages 219–221, 1985.
- [13] Jeff Erickson and Amir Nayyeri. Tracing compressed curves in triangulated surfaces. *Discrete & Computational Geometry*, 49(4):823–863, 2013. doi:10.1007/s00454-013-9515-z.
- [14] Edward Fredkin and Tommaso Toffoli. Conservative logic. *International J. Theoretical Physics*, 21(3-4):219–253, 1982. doi:10.1007/BF01857727.
- [15] R. Wm. Gosper. Exploiting regularities in large cellular spaces. *Physica D*, 10(1-2):75–80, 1984. doi:10.1016/0167-2789(84)90251-3.
- [16] G. A. Hedlund. Endomorphisms and automorphisms of the shift dynamical system. *Mathematical Systems Theory*, 3:320–375, 1969. doi:10.1007/BF01691062.
- [17] Peter Hertling. Embedding cellular automata into reversible ones. In *Unconventional models of computation (Auckland, 1998)*, Springer Series in Discrete Mathematics and Theoretical Computer Science, pages 243–256. Springer-Verlag, 1998.
- [18] Katsunobu Imai and Kenichi Morita. Firing squad synchronization problem in reversible cellular automata. *Theoretical Computer Science*, 165(2):475–482, 1996. doi:10.1016/0304-3975(96)00016-3.
- [19] Katsunobu Imai and Kenichi Morita. A computation-universal two-dimensional 8-state triangular reversible cellular automaton. *Theoretical Computer Science*, 231(2):181–191, 2000. doi:10.1016/S0304-3975(99)00099-7.
- [20] Russell Impagliazzo and Steven Rudich. Limits on the provable consequences of one-way permutations. In David S. Johnson, editor, *Proc. 21st Annual ACM Symposium on Theory of Computing (STOC 1989)*, pages 44–61. ACM, 1989. doi:10.1145/73007.73012.
- [21] G. Jacopini, P. Mentrasti, and G. Sontacchi. Reversible Turing machines and polynomial time reversibly computable functions. *SIAM J. Discrete Mathematics*, 3(2):241–254, 1990. doi:10.1137/0403020.
- [22] Jarkko Kari. On the inverse neighborhoods of reversible cellular automata. In Grzegorz Rozenberg and Arto Salomaa, editors, *Lindenmayer Systems: Impacts on Theoretical Computer Science, Computer Graphics, and Developmental Biology*, pages 477–495. Springer, 1992. doi:10.1007/978-3-642-58117-5_29.
- [23] Jarkko Kari. Structure of reversible cellular automata. In Cristian S. Calude, José Félix Costa, Nachum Dershowitz, Elisabete Freire, and Grzegorz Rozenberg, editors, *Unconventional Computation, 8th International Conference, UC 2009, Ponta Delgada, Azores, Portugal, September 7-11, 2009. Proceedings*, volume 5715 of *Lecture Notes in Computer Science*, page 6. Springer, 2009. doi:10.1007/978-3-642-03745-0_5.
- [24] Jarkko Kari, Ville Salo, and Ilkka Törmä. Trace complexity of chaotic reversible cellular automata. In *Reversible Computation*, volume 8507 of *Lecture Notes in Computer Science*, pages 54–66. Springer, 2014. doi:10.1007/978-3-319-08494-7_5.
- [25] Michael Keane. Interval exchange transformations. *Mathematische Zeitschrift*, 141:25–31, 1975. doi:10.1007/BF01236981.

- [26] Richard E. Korf. Inversion of applicative programs. In *Proc. 7th Int. Joint Conf. Artificial Intelligence*, pages 1007–1009, 1981. URL: <https://www.ijcai.org/Proceedings/81-2/Papers/081.pdf>.
- [27] Adam Krawczyk. The complexity of finding a second Hamiltonian cycle in cubic graphs. *J. Computer and System Sciences*, 58(3):641–647, 1999. doi:10.1006/jcss.1998.1611.
- [28] R. Landauer. Irreversibility and heat generation in the computing process. *IBM Journal of Research and Development*, 5:183–191, 1961. doi:10.1147/rd.53.0183.
- [29] Yves Lecerf. Machines de Turing réversibles. Récursive insolubilité en $n \in \mathbb{N}$ de l'équation $u = \theta^n u$, où θ est un “isomorphisme de codes”. *Comptes Rendus Acad. Sci. Paris*, 257:2597–2600, 1963.
- [30] Norman Margolus. Physics-like models of computation. *Physica D*, 10(1–2):81–95, 1984. doi:10.1016/0167-2789(84)90252-5.
- [31] Daniel B. Miller and Edward Fredkin. Two-state, reversible, universal cellular automata in three dimensions. In *Proceedings of the 2nd Conference on Computing Frontiers (CF '05)*, pages 45–51. ACM, 2005. doi:10.1145/1062261.1062271.
- [32] C. Moore and J. M. Robson. Hard tiling problems with simple tiles. *Discrete & Computational Geometry*, 26(4):573–590, 2001. doi:10.1007/s00454-001-0047-6.
- [33] Kenichi Morita. Reversible simulation of one-dimensional irreversible cellular automata. *Theoretical Computer Science*, 148(1):157–163, 1995. doi:10.1016/0304-3975(95)00038-X.
- [34] Kenichi Morita. Simple universal one-dimensional reversible cellular automata. *Journal of Cellular Automata*, 2(2):159–165, 2007.
- [35] D. S. Ornstein. Measure-preserving transformations and random processes. *American Mathematical Monthly*, 78:833–840, 1971. doi:10.2307/2316473.
- [36] Christos H. Papadimitriou. On the complexity of the parity argument and other inefficient proofs of existence. *J. Computer and System Sciences*, 48(3):498–532, 1994. doi:10.1016/S0022-0000(05)80063-7.
- [37] Asher Peres. Reversible logic and quantum computers. *Physical Review A*, 32(6):3266–3276, 1985. doi:10.1103/PhysRevA.32.3266.
- [38] D. Richardson. Tessellations with local transformations. *J. Computer and System Sciences*, 6:373–388, 1972. doi:10.1016/S0022-0000(72)80009-6.
- [39] Marcus Schaefer. Complexity of some geometric and topological problems. In David Eppstein and Emden R. Gansner, editors, *Proc. 17th International Symposium on Graph Drawing (GD 2009)*, volume 5849 of *Lecture Notes in Computer Science*, pages 334–344. Springer, 2009. doi:10.1007/978-3-642-11805-0_32.
- [40] Peter Shiu. A footnote to the three gaps theorem. *American Mathematical Monthly*, 125(3):264–266, 2018. doi:10.1080/00029890.2018.1412210.
- [41] Gerard 't Hooft. Equivalence relations between deterministic and quantum mechanical systems. *J. Statistical Physics*, 53(1-2):323–344, 1988. doi:10.1007/BF01011560.

- [42] Roberto Tamassia. On embedding a graph in the grid with the minimum number of bends. *SIAM Journal on Computing*, 16(3):421–444, 1987. doi:10.1137/0216030.
- [43] A. G. Thomason. Hamiltonian cycles and uniquely edge colourable graphs. *Annals of Discrete Mathematics*, 3:259–268, 1978. doi:10.1016/S0167-5060(08)70511-9.
- [44] Seinosuke Toda. PP is as hard as the polynomial-time hierarchy. *SIAM Journal on Computing*, 20(5):865–877, 1991. doi:10.1137/0220053.
- [45] Tommaso Toffoli. Computation and construction universality of reversible cellular automata. *J. Computer and System Sciences*, 15(2):213–231, 1977. doi:10.1016/S0022-0000(77)80007-X.
- [46] Tommaso Toffoli. Reversible computing. In J. W. de Bakker and Jan van Leeuwen, editors, *Proc. 7th Colloq. Automata, Languages and Programming (ICALP 1980)*, volume 85 of *Lecture Notes in Computer Science*, pages 632–644. Springer, 1980. doi:10.1007/3-540-10003-2_104.
- [47] W. T. Tutte. On Hamiltonian circuits. *J. London Mathematical Society*, 21:98–101, 1946. doi:10.1112/jlms/s1-21.2.98.
- [48] Paul M. B. Vitányi. Time, space, and energy in reversible computing. In Nader Bagherzadeh, Mateo Valero, and Alex Ramírez, editors, *Proc. 2nd Conf. on Computing Frontiers (CF 2005)*, pages 435–444. ACM, 2005. doi:10.1145/1062261.1062335.
- [49] Avi Wigderson. The complexity of graph connectivity. In Ivan M. Havel and Václav Koubek, editors, *Proc. 17th International Symposium on Mathematical Foundations of Computer Science (MFCS 1992)*, volume 629 of *Lecture Notes in Computer Science*, pages 112–132. Springer, 1992. doi:10.1007/3-540-55808-X_10.
- [50] Andrew Chi-Chih Yao. Theory and applications of trapdoor functions. In *Proc. 23rd Annual Symposium on Foundations of Computer Science (FOCS 1982)*, pages 80–91. IEEE Computer Society, 1982. doi:10.1109/SFCS.1982.45.
- [51] Liang Zhong. The complexity of Thomason’s algorithm for finding a second Hamiltonian cycle. *Bulletin of the Australian Mathematical Society*, 98(1):18–26, 2018. doi:10.1017/S0004972718000242.