

Adversarial Gradient Driven Exploration for Deep Click-Through Rate Prediction

Kailun Wu
kailun.wukailun@alibaba-inc.com
Alibaba Group
People's Republic of China

Weijie Bian
weijie.bwj@alibaba-inc.com
Alibaba Group
People's Republic of China

Zhangming Chan
zhangming.czm@alibaba-inc.com
Alibaba Group
People's Republic of China

Lejian Ren
lejian.rlj@alibaba-inc.com
Alibaba Group
People's Republic of China

Shiming Xiang
smxiang@nlpr.ia.ac.cn
Chinese Academy of Science Institute
of Automation
People's Republic of China

Shuguang Han
shuguang.sh@alibaba-inc.com
Alibaba Group
People's Republic of China

Hongbo Deng
dhb167148@alibaba-inc.com
Alibaba Group
People's Republic of China

Bo Zheng
bozheng@alibaba-inc.com
Alibaba Group
People's Republic of China

ABSTRACT

Nowadays, data-driven deep neural models have already shown remarkable progress on Click-through Rate (CTR) prediction. Unfortunately, the effectiveness of such models may fail when there are insufficient data. To handle this issue, researchers often adopt exploration strategies to examine items based on the estimated reward, e.g., UCB or Thompson Sampling. In the context of Exploitation-and-Exploration for CTR prediction, recent studies have attempted to utilize the prediction uncertainty along with model prediction as the reward score. However, we argue that such an approach may make the final ranking score deviate from the original distribution, and thereby affect model performance in the online system. In this paper, we propose a novel exploration method called Adversarial Gradient Driven Exploration (AGE). Specifically, we propose a Pseudo-Exploration Module to simulate the gradient updating process, which can approximate the influence of the samples of to-be-explored items for the model. In addition, for better exploration efficiency, we propose a Dynamic Threshold Unit to eliminate the effects of those samples with low potential CTR. The effectiveness of our approach was demonstrated on an open-access academic dataset. Meanwhile, AGE has also been deployed in a real-world display advertising platform and all online metrics have been significantly improved.

CCS CONCEPTS

• **Computer systems organization** → **Embedded systems**; *Redundancy*; Robotics; • **Networks** → Network reliability.

KEYWORDS

recommender systems, search engine, neural networks, conversion rate estimation

ACM Reference Format:

Kailun Wu, Weijie Bian, Zhangming Chan, Lejian Ren, Shiming Xiang, Shuguang Han, Hongbo Deng, and Bo Zheng. 2021. Adversarial Gradient Driven Exploration for Deep Click-Through Rate Prediction. In *Woodstock '18: ACM Symposium on Neural Gaze Detection, June 03–05, 2018, Woodstock, NY*. ACM, New York, NY, USA, 9 pages. <https://doi.org/10.1145/1122445.1122456>

1 INTRODUCTION

Click-through Rate (CTR) prediction is the core module for many online recommender systems. While receiving a user request, a recommendation system usually retrieves a set of candidate items, and then ranks them, often by the predicted likelihood of user click, in a certain order. Recent progress on deep neural networks also pushes the development of CTR prediction techniques. A variety of deep CTR prediction models have been proposed and are widely adopted in various large-scale industrial applications such as movie recommender systems, e-commerce systems, and displaying advertisement platforms [10, 14, 19, 23, 29, 39, 40].

As the de facto standard, CTR models are commonly trained on top of the collected impression data. After being deployed online, such a model can produce a new stream of impression data, which will then be used for model updating. This creates the so-called feedback-loop issue [32], and the exposure bias will be gradually amplified, resulting in strong Matthew effects in recommender systems [9]. The direct consequence is that new and long-tailed items can barely break the loop and grow successfully, as the model

Permission to make digital or hard copies of all or part of this work for personal or classroom use is granted without fee provided that copies are not made or distributed for profit or commercial advantage and that copies bear this notice and the full citation on the first page. Copyrights for components of this work owned by others than ACM must be honored. Abstracting with credit is permitted. To copy otherwise, or republish, to post on servers or to redistribute to lists, requires prior specific permission and/or a fee. Request permissions from permissions@acm.org.

Woodstock '18, June 03–05, 2018, Woodstock, NY

© 2021 Association for Computing Machinery.

ACM ISBN 978-1-4503-XXXX-X/18/06...\$15.00

<https://doi.org/10.1145/1122445.1122456>

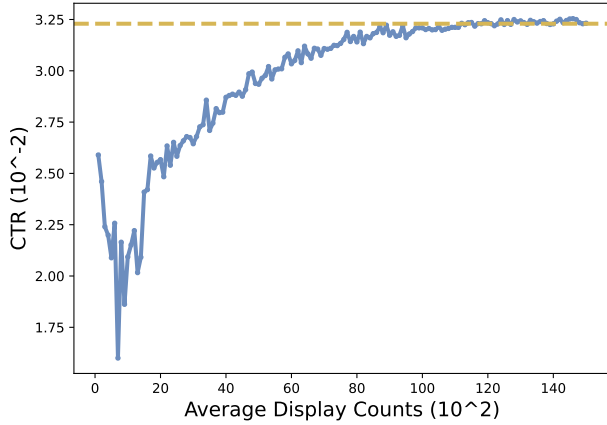


Figure 1: The click-through rate (average across all of the items) over the amount of impressions received by an item.

predicts them in less certainty [35]. With subpar model performance for those items, a recommender system may redirect users to uninterested items, causing less user engagement.

To understand how the model predictions can be affected by the amount of impressions, we choose a list of items with more than 14,000 impressions in our online system¹, and monitor the change of click-through rate for those items. Specifically, as illustrated in Figure 1, we plot the true click-through rate over the amount of impressions received by an item. It appears that a new item in our system requires an average of 10,000 impressions to reach convergence. This introduces the common dilemma for many online systems — how to redirect users to the most interesting items, often with an abundant number of impressions already (and better prediction accuracy), while reserving sufficient impressions for new and long-tailed items at the same time.

Algorithms fall under the exploration-exploitation (E&E) framework can be adopted to resolve the above problem [2, 8, 26]. Example methods include the Upper Confidence Bound (UCB) [2, 24], Thompson Sampling (TS) [8] and EXP3 [3]. In the context of CTR prediction, common approaches such as the contextual multi-armed bandit algorithm [24, 25] model the E&E problem in the following way. At each step, the system selects an action (recommending an item i to a target user) based on a policy P . With the goal of maximizing the cumulative reward (often measured by the total number of clicks) over time, the policy leverages the exploitation of reward estimation μ_i from the current knowledge with the exploration of the item with high model uncertainty δ_i . After recommendation, the system receives the true reward (positive reward if the user clicks the item) for policy updating. The overall process can be briefly summarized as the below Formula 1. Here, $pctr'_i$ stands for the ranking score for item i , and the function $k(\cdot)$ indicates the trade-off strategy. UCB [2, 24] adopts a linear function, whereas Thompson Sampling (TS) [8] chooses an action based on the estimated probability distribution.

¹Our system takes the majority of market share for displaying advertisement in China.

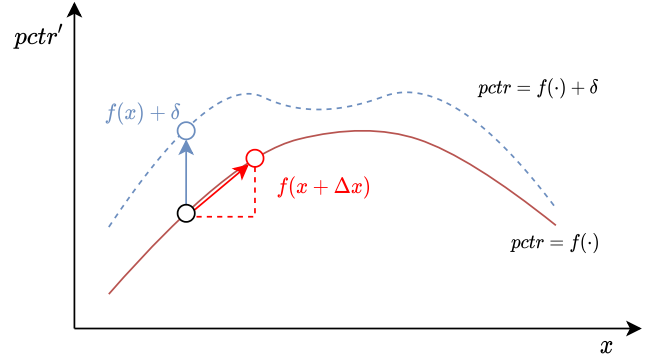


Figure 2: An illustration of the conventional E&E policy (blue dotted line) and our proposed AGE approach (red line).

$$\text{Policy } P: \quad pctr'_i \stackrel{\text{def}}{=} k(\mu_i, \delta_i) \quad (1)$$

Accordingly, in addition to the predictive model, uncertainty estimation has become another core module for many E&E algorithms. Uncertainty may originate from multiple sources such as the data uncertainty, measurement uncertainty and model uncertainty [35]. Existing research primarily focused on studying the uncertainty of predictive models, typical approaches include the Monte Carlo Dropout [16], Bayesian Neural Networks for weight uncertainty [5], Gaussian process for prediction uncertainty [30], and gradient norm (of model weights) based uncertainty modeling [33, 37, 38].

Despite the recent advancements, existing studies mostly follow the conventional E&E policy, in which the predicted probability is the synergic effect between model prediction and model uncertainty. We argue that such an approach can be problematic.

By introducing model uncertainty, data distribution of the final predictive scores may change dramatically. Particularly, in UCB-based approaches [2, 24], the upper bound of model uncertainty is directly added to prediction results. As illustrated by the blue dotted line in Figure 2, this may cause the predictions deviate from the original score distribution by a large extent, leading to unexpected influence in a complex recommendation system. For instance, in displaying advertisement systems [17, 36], the accuracy of predicted CTR is critical because the final ranking strategy is determined by the multiplying of predicted CTR and bidding price.

To resolve the above problem, we propose to put the exploration module within the predictive model so that the score distribution is better aligned with the original click distribution. In terms of exploration, we introduce a **Pseudo Exploration Module**, in which we simulate the training process by adding an update vector Δ_x to the data input x , and the vector consists of two components – the model uncertainty and the gradient (model gradient over $x \nabla_x f(x) | \theta$). The former determines the strength of exploration and the latter decides the direction for exploration. This is also illustrated in Figure 3.

To this end, we name it as the **Adversarial Gradient Driven Exploration (AGE)** approach since the exploration module utilizes both model uncertainty and gradient direction for exploration. More

importantly, we demonstrate, in Section 4, that our proposed adversarial gradient approach is equivalent to one-step training after the item is explored, regardless of being clicked or not.

In addition, we discover that not all of the items are equally important. To leverage the effectiveness and efficiency, we propose a gating unit called Dynamic Threshold Unit to dynamically determine the usefulness for exploring the given item. To improve the efficiency, we only adopt a subset of features.

To summarize, our main contributions are listed as follows:

- We propose a novel, Adversarial Gradient Driven Exploration (AGE) approach for dealing with the Exploitation-Exploration problem in content recommendation. In AGE, a Pseudo-Exploration Module is introduced to simulate the exploration within the predictive model so that the predictive score distribution is better aligned with the original click distribution.
- We propose a Dynamic Threshold Unit to dynamically determine the usefulness for exploring the given item so that we can improve the efficiency and performance of exploration.
- We verify the effectiveness of our AGE method in both an academic dataset and an online displaying advertisement system. AGE shows significant acceleration of model convergence.

In the below sections, we firstly survey related works in Section 2. Then we introduce the details of the AGE in Section 6.3, including the Pseudo-Exploration Module and Dynamic Threshold Unit. In Section 4, we use some theoretical analysis to prove the consistent between disturbance of adversarial gradient could and training update on vector and the use of adversarial gradient can effectively accelerate the convergence speed of the model in training. Finally, we prove the effectiveness of our method through the results of academic data experiments, and give the online practical result based on industrial deployment in Section 5.

2 RELATED WORKS

We present the related work from the following two aspects: the Exploration-Exploitation trade-off, and the Importance Sampling in recommendation/advertising systems.

Exploration-Exploitation Trade-off. Balabanovic et al. [4] firstly defined the Exploration-Exploitation Trade-off in a recommendation system: whether to deliver items with great uncertainty or those known to match user interest that have learnt so far. Therefore, they conducted a simulation is constructed to investigate the effects of this trade-off on the rate of learning user models. [2] proposed a standard statistics tool namely confidence bounds to handle such a Exploration-Exploitation Trade-off issue. [24] and [25] attempt to handle the Exploration-Exploitation Trade-off in personalized recommendation via a general contextual bandit algorithm and applicated the methods in Yahoo! news recommendation. Moreover, [11] extend the contextual bandit algorithm for linear payoff functions. Thompson sampling [2] is a classical sampling method for Exploration-Exploitation Trade-off. Meanwhile, [13] propose an improved version of Thompson Sampling which uses a fast inference procedure with Pólya-Gamma distributed augmentation variables and such a Bayesian formulation of contextual bandits

obtains near-optimal performance. [7] argued recommendation systems are often evaluated or trained with data from users already exposed to algorithmic recommendations and created a pernicious feedback loop. [33] combine the gradient-based uncertainty modeling and Thompson Sampling for exploration, then they further propose a general enhancement strategy to leads the CTR underestimation. [12] propose a Gaussian processes method called Deep Uncertainty-Aware Learning (DUAL), which can provide predictive uncertainty estimations and DUAL-based Ad-ranking strategies boost up long-term utilities in advertising systems by linking the predictive uncertainty estimation ability of DUAL to bandit algorithms.

Importance Sampling. Deep neural network training spends most of the computation on examples that are properly handled and could be ignored. Therefore, [21] utilized importance sampling to speed up stochastic gradient algorithms for supervised learning by prioritizing training examples. [20] argued the cost of computing importances greatly limits the impact of importance sampling and proposed a robust, approximate importance sampling procedure. [34] used importance sampling to replace Uniform and Gaussian sampling methods in the latent space and employ normalizing flow to approximate latent space posterior distribution by density estimation to improve the training procedure of Generative Adversarial Networks (GAN) [6]. [15] proposed an unsupervised importance sampling approach to selecting training data for recurrent neural network (RNNs) language models. Although Importance Sampling significantly increases the quality of the black-box function evaluations, but also their runtime, and so must be done carefully. Therefore, [1] proposed to accelerate the Bayesian optimization approach to hyperparameter tuning for neural networks by taking into account the relative amount of information contributed by each training example by learning a parameterization of Importance Sampling that trades-off evaluation complexity and quality.

3 ADVERSARIAL GRADIENT DRIVEN EXPLORATION

In this section, we introduce our proposed **Adversarial Gradient Driven Exploration (AGE)** approach for CTR prediction.

3.1 Preliminaries

Before delving into model details, we first provide a formal description of the problem. Assuming that we have a data collection \mathcal{D} , which contains a list of features \mathcal{X} , and the corresponding labels y , i.e. $\mathcal{D} = \{(\mathcal{X}_i, y_i)\}_{i=1}^N$. The goal of a CTR model, as shown in Equation 2, is to learn a function $f(\cdot)$ that predicts the click label with high accuracy. In a standard DNN-based predictive model, there are often two types of parameters – the input feature x and the model parameters for neurons θ .

$$\hat{y}_i = f(x_i, \theta), \quad (2)$$

We further denote the exploitation-exploration process in a recommender system as follows. At each time step t , the E&E policy P tries to recommend an item $i \in \mathcal{I}$ to a target user. The item is selected by taking into account the expected gain $\mu_{i,t}$ based on the current knowledge, and meanwhile allocating resources to explore items that the system has less knowledge of (i.e., items with

large prediction uncertainty $\delta_{i,t}$). In this way, the system might be better-off for cumulative reward in the long run. This can also be illustrated by Formula 3, in which $p_{i,t}$ stands for the final ranking score for item i at time t . Here, the function $k(\cdot)$ indicates the ways of leveraging the reward $\mu_{i,t}$ with model uncertainty ($\delta_{i,t}$) reduction. UCB [2, 24] adopts a linear function, whereas Thompson Sampling (TS) [8] chooses an action based on the estimated probability distribution.

$$\text{Policy P: } p_{i,t} \stackrel{\text{def}}{=} k(\mu_{i,t}, \delta_{i,t}) \quad (3)$$

3.2 The Pseudo-Exploration Module

As mentioned in the introduction section, we disturb the input x by adding Δx to simulate the influence after exploring the current item. Therefore, we convert our problem to calculate Δx and describe the process as

$$\Delta x^* = \underset{\|\Delta x\|_2 \leq \lambda}{\operatorname{argmin}} \mathcal{L}(f(x + \Delta x|\theta), y^*), \quad (4)$$

where y^* is the ground-truth CTR label and θ is the parameters of CTR prediction model. \mathcal{L} represents the cross entropy loss. We attempt to obtain the minimum disturbance term to decrease the gap between predicted score and the ground-truth, and it is easy to understand the process is as same as gradient decent. Note that Δx must meet $\|\Delta x\|_2 \leq \lambda$ so that the scale-size of Δx is not larger than λ . Therefore, λ is equivalent to the learning rate of optimizer.

However, we cannot obtain the real ground-truth label y^* as it is unavailable before the exploration. To handle this issue, we assume the exploration want to improve the probability of item impression whose CTR score is underestimated.

Therefore, we replace the y^* as 1 to handle the CTR underestimation. However, 1 is the upper bound of the CTR score, the real CTR score is less than or equal to 1. To remit this gap, we multiply a reasonable decay factor on λ which is equivalent to control the learning rate. Intuitively, this decay factor should be positively correlated with the degree of underestimation. In this work, we utilize the uncertainty δy as the decay factor, and we prove the rationality in Section 4. So we can obtain the formulation Eqn.(4) as follows

$$\Delta x^* = \underset{\|\Delta x\|_2 \leq (\lambda \cdot \delta y)}{\operatorname{argmax}} \mathcal{L}(f(x + \Delta x|\theta), 1). \quad (5)$$

Then, the solution of the above formula can be represented as

$$\Delta x = \lambda \cdot \delta y \cdot \vec{g} \quad (6)$$

where δy indicates uncertainty of the predicted score and we utilize it as the update step-size. \vec{g} is the adversarial gradient which can indicates the update direction. λ is a hyper-parameter. Next, we will introduce the methods to calculate δy and \vec{g} .

3.2.1 Calculation methods of the uncertainty δy . Inspired by [33], we use the MC-Dropout[5, 16] to calculate the uncertainty δy . The formulate of MC-Dropout is shown as follows

$$y = f(x|\theta \odot M), \quad (7)$$

where M is a mask sampled from a Bernoulli distribution and its shape is as same as θ . \odot represents Hadamard product in this work, $M \odot \theta$ indicates dropout on the parameter. Therefore, we can obtain

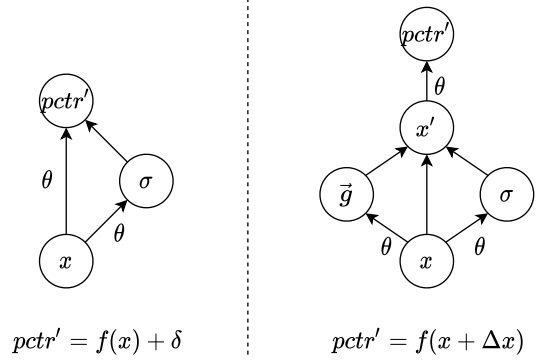


Figure 3: The graphical model of previous exploration methods and AGE.

different output y with different masks M , and each y can be regarded as a sample from a distribution. In the industrial scene, the cost for a new model training is very huge. We use the MC-Dropout to build the uncertainty because it is not necessary to change the original model architecture. Therefore, the model with MC-Dropout is just fine-tuned from a trained model.

After obtain the samples from MC-Dropout, there are two strategies to calculate uncertainty. The first strategy is the Upper Confidence Bound (UCB)[2], we calculate the variance of the with output samples y as the uncertainty δy :

$$\delta y = \sqrt{\sum_{i=1}^N \left(\frac{(f(x|\theta \odot M_i) - f(x|\theta))^2}{N-1} \right)}, \quad (8)$$

where N indicates the dropout time and T_i represents a mask from the dropout. The second strategy is Thompson Sampling [8], the uncertainty δy is calculated directly from the difference between a single sample y and the average prediction CTR score as

$$\delta y = f(x|\theta \odot M_i) - f(x|\theta). \quad (9)$$

3.2.2 Calculation methods of the adversarial gradient \vec{g} . Next, we turn to introduce how to calculate the direction \vec{g} . In this approach, we show two methods to calculate the \vec{g} .

First, we can use Fast Gradient Method (FGM) [18], which can realizes the calculation of adversarial gradient through one-step gradient update

$$\begin{aligned} \delta z &= \nabla_x f(x|\theta). \\ \vec{g} &= \frac{\delta z}{\|\delta z\|_2}. \end{aligned} \quad (10)$$

However, one-step update may not accurately calculate the appropriate adversarial gradient. Therefore, we use the second method project gradient descent[27] (PGD) to which uses T -step gradient update,

$$\begin{aligned} \delta z^0 &= 0, \\ \delta z^t &= \delta z^{(t-1)} + \nabla_x f(x) + \delta z^{(t-1)}|\theta, t = \{1, \dots, T\} \\ \delta z^t &= \frac{\delta z^t}{\|\delta z^t\|_2}, \\ \vec{g} &= \delta z^T \end{aligned} \quad (11)$$

The one-step update training update vector with learning rate λ as $\vec{g}_{train}(\lambda, y^*)$ of sample $\{x, y^*\}$ is defined as

$$\vec{g}_{train}(\lambda, y^*) = \underset{\|x_{train}\|_2 \leq \lambda}{\operatorname{argmax}} \mathcal{L}(f(E(x) + x_{train}|\Theta), y^*), \quad (17)$$

where \mathcal{L} is the cross entropy loss.

THEOREM 1. Give a sample $\{x, y^*\}$ with CTR p , and model in Definition 1. Assume the gap of CTR and the prediction CTR satisfies a distribution $(y' - p) \in \kappa(\rho)$. The adversarial perturbation $g_{adv}(\lambda)$ and the expectation of training update vector $\mathbb{E}_{y^*}(\vec{g}_{train}(\lambda, y^*))$ are in the same direction with scale factor ρ .

$$\lim_{\lambda \rightarrow 0} (\rho \vec{g}_{adv}(\lambda) - \mathbb{E}_{y^*}(\vec{g}_{train}(\lambda, y^*))) = \vec{0}, \quad (18)$$

where ρ is random variable and satisfies the distribution $\rho \in \kappa(\rho)$.

The proof of Theorem 1 is shown in the supplementary materials. The conclusion of Theorem 1 illustrate that when the update step-size λ is very small, the adversarial perturbation of embedding parameter in model at training phase is just the adversarial disturbance with step-size following the same distribution as the gap between prediction CTR and CTR. i.e. uncertainty of the prediction CTR.

5 EXPERIMENTS

5.1 Dataset

To verify the effectiveness of our proposed AGE method, we build experiments on Yahoo! R6B dataset [25]. This dataset contains around 28 million log data collected from the Today Module on Yahoo!'s front page during 15 days of October 2011 and each record consists of the following information:

- users' features which are represented as 136-dimensional multi-hot vectors;
- a candidate set of available news articles and the corresponding ID of the displayed one, which was randomly drawn from the candidate set;
- a 0/1 label which indicates whether the user clicked this article, i.e., groundtruth.

Overall, Yahoo! R6B dataset contains 652 articles and there are 38 candidate items for each article. Herein, there are random recommendations and user click feedback for every article. Therefore, we can evaluate the recommendation strategies with offline replay.

5.2 Evaluation Metric

Following Du et al. [12], Song et al. [33], we take the total number of clicks as the metric to evaluate exploration methods. In our experiments, the exploration mechanism will calculate the score for candidate items and display the top-K one. Therefore, we count all the clicks of the top-K items which also match with the random display items as the evaluation metric. Big number of clicks indicate better performance of the exploration strategy.

5.3 Implementation Details

We use the same neural network architecture across all exploration methods and the CTR model used in all experiments consists of 3-layer MLP. In our AGE methods, we utilize a 2-layers MLP as CTR module of the Threshold Unit. We initialize CTR models by

training on the first 80,000 log entries and simulate a closed feedback loop with the remaining log entries. The model parameters are optimized by Adam optimizer [22] and the learning rate is set 0.00001. The original exploration step size λ is set as 0.001 and dropout rate in MC-Drop is set to 0.01, we adopt PGD as the adversarial gradient method in our model. We call **AGE-TS** as the AGE with Thompson Sampling and **AGE-UCB** as the AGE with UCB strategy, respectively. The $N = 20$ is set when UCB exploration strategy works.

5.4 Baselines

To show the effectiveness of our AGE method, following highly related approaches are set as baselines.

- **DNN-greedy strategy.** This is the pure CTR model without exploration strategy which is corresponding to the common industrial practice. The deep CTR model is trained with observed samples and items are ranked according to its predictions. We regard it as the benchmark.
- **Random strategy.** This strategy explores random samples and plays as a trivial exploration baseline.
- **ϵ -greedy strategy.** A naive approach to incorporate exploration into the DNN-greedy model. It select the item by the DNN-greedy method with probability $1-\epsilon$, and explores random items with probability ϵ .
- **Ensemble-TS and Ensemble-UCB.** These methods [28] train an ensemble of 5 deep CTR models with same structure. Random picked model and the variance of the predictions of all models are used in the TS and UCB strategies, respectively.
- **Gradient-TS and Gradient-UCB.** They replace the variance of the predictions in Ensemble-TS and Ensemble-UCB strategy with gradient norm.
- **GP-TS and GP-UCB.** These methods [12] utilize Gauss Process to inference the variance.
- **UR-gradient-TS and UR-gradient-UCB.** We adopt the Underestimation Refinement methods [33] on the gradient-based methods used in the TS and UCB strategies, respectively.

Moreover, we conduct the following ablation study to analyze the effectiveness of our proposed AGE method.

- **AGE-TS w/o σy .** To verify the effectiveness of σy in eqn. 6, we replace the it with a random value sampled from Gaussian distribution based on AGE-TS.
- **AGE-TS w/o \vec{g} .** We delete \vec{g} in eqn. 6 based on AGE-TS to understand it better.
- **AGE-TS w/o DTU.** Base on AGE-TS, we delete the Dynamic Threshold Unit (DTU) to verify its effectiveness.
- **AGE-UCB w/o DTU.** A AGE-UCB method without DTU.

6 EXPERIMENTAL RESULTS AND ANALYSIS

In this section, we perform a set of experiments for evaluating the effectiveness of different E&E policies. We also conduct a qualitative study to intuitively analyze the results. Table 1 presents the performance of our AGE method and baselines. Meanwhile, we conduct sufficient ablation studies to analyze the effectiveness of modules in AGE. The results of the ablation studies are shown in Table 2 and Table 3.

Table 1: Number of clicks (mean \pm std) comparison from AGE and baselines. 50% indicates these approaches only use 50% training data.

Models	100% Training Data		50% Training Data	
	# of clicks	Imp.(%)	# of clicks	Imp.(%)
DNN-greedy	39149.4±748.2	-	19345.6±432.3	-
random	26212.8±129.2	-33.04 ↓	13323.6±89.4	-31.13 ↓
ε-greedy	42540.2±1534.9	8.661 ↑	20384.6±583.9	5.371 ↑
Ensemble-TS	43429.0±1034.5	10.93 ↑	20372.2±476.3	5.307 ↑
Ensemble-UCB	31985.6±967.8	-18.30 ↓	14872.0±418.7	-23.13 ↓
GP-TS	44069.8±925.2	12.57 ↑	20376.8±504.3	-5.330 ↓
GP-UCB	36191.8±964.2	-7.555 ↓	18923.4±442.3	-2.182 ↓
gradient-TS	46829.6±727.3	19.62 ↑	23227.2±727.3	20.07 ↑
gradient-UCB	37655.4±1265.1	-3.816 ↓	17362.4±347.8	-10.25 ↓
UR-gradient-TS	47539.6±808.8	21.43 ↑	22052.4±585.4	13.99 ↑
UR-gradient-UCB	41509.6±887.7	6.029 ↑	19476.8±492.4	0.678 ↑
AGE-TS	50111.0±709.4	28.00 ↑	24875.2±428.6	28.58 ↑
AGE-UCB	47873.6±1084.5	22.28 ↑	23042.4±601.2	19.11 ↑

Table 2: Experimental results (mean \pm std) of ablation studies about modules.

Models	# of clicks	Imp.(%)
AGE-TS w/o σy	45676.6 \pm 1276.9	-8.85% \downarrow
AGE-TS w/o \vec{g}	44638.4 \pm 1032.2	-10.9% \downarrow
AGE-TS w/o DTU	47386.8 \pm 828.6	-5.44% \downarrow
AGE-UCB w/o DTU	38327.0 \pm 1212.1	-19.9% \downarrow

6.1 Overall Analysis

We report the performance of our proposed AGE and baselines in terms of total number of clicks, and the results are shown in Table 2. Firstly, all useful exploration strategies outperform the DNN-greedy, i.e., the benchmark which does not conduct exploration. Meanwhile, the random strategy doesn’t improve the model performance and even drops 33.0 percent. Therefore, it proves that effective exploration strategies are important for the CTR model in online recommendation system. Moreover, we observe all the baselines based on TS outperform than the one based on UCB. This is consistent with the previous works [12, 33]. Among all baselines, UR-gradient-TS obtains the best performance and outperforming DNN-greedy by 21.3% on total number of clicks. Finally, our AGE methods outperform all baselines as shown in Table 1. Specifically, AGE-TS and AGE-UCB perform the strongest baseline, i.e., UR-gradient-TS and UR-gradient-UCB by 5.41% and 15.3%, respectively. Note that AGE-TS improves benchmark by 28.0% impressively.

To better understand our proposed AGE approach, we offer some further analysis.

First, we compare AGE with GP-TS and GP-UCB. It proves the effectiveness of the pseudo-exploration module in AGE which simulates the subsequent influence of samples on the CTR model. Based

on subsequent influence from pseudo-exploration module, AGE outperforms GP-TS and GP-UCB which only considers the uncertainty. Meanwhile, AGE methods also outperform other gradient-based methods i.e., gradient-UCB, gradient-TS, UR-gradient-UCB, and UR-gradient-TS. It indicates that we replace the gradient scale with the uncertainty to control adversarial gradient is effective.

Then, we conduct the experiments with 50% training data for evaluate the robustness of methods. As shown in Table 1, AGE-TS with the 50% training data and 100% training data improve 28.58% and 28%, respectively. However, the performance of baselines drop with fewer data. For example, UR-gradient-TS perform well on whole training data as 21.43%, it can only obtain 13.99% improvement when data size is clipped to 50%. It indicates AGE methods are more robust than baselines. Therefore, we believe that our AGE methods can handle the long-tail item and cold-start item in a better way.

Table 3: Experimental results (mean \pm std) of ablation studies about gradient calculate methods and threshold value. All experiment is built on AGE-TS.

Models	# of clicks
Gradient Calculation	
FGM	48698.2±1102.5
PGD	50111.0±709.4
Fixed threshold	
DTU	50111.0±709.4
Threshold-0.02	47328.2±925.1 ↓
Threshold-0.01	48263.8±969.8 ↓
Threshold-0.005	47596.8±987.8 ↓

6.2 Ablation Studies

We shall conduct ablation studies and show the results in Table 2 and Table 3.

First, according to the first 3 lines in Table 2, we can conclude as follows: 1). AGE-TS w/o σy and AGE-TS w/o \vec{g} drop 8.85% and 10.9%, respectively. It indicates the effectiveness of the uncertainty, σ and gradient, \vec{g} . 2). AGE-TS w/o DTU performs worse than AGE-TS and it proves the importance of the DTU. Moreover, we also delete the DTU module of AGE-UCB for more analysis. As shown in Table 2, AGE-UCB w/o DTU drops 19.9% and AGE-TS w/o DTU only drops 5.44%. The reason is UCB-based exploration strategies usually explore the valueless items which can hurt the performance and DTU can filter those valueless items.

Next, we turn to explore the effectiveness of the gradient calculation method. As mentioned in Table 3, PGD outperforms the FGM by 1413 on the number of clicks. It indicates that multi-step adversarial gradient, i.e., PGD, outperforms than one-step adversarial method, i.e., FGM. Table 3 also presents the ablation results of the influence of the value k in Dynamic Threshold Unit. We use a fix value as the filter to replace the y_s in eqn. 14. The results indicates the Dynamic Threshold Unit outperform all fixed threshold filter and proves the its effectiveness.

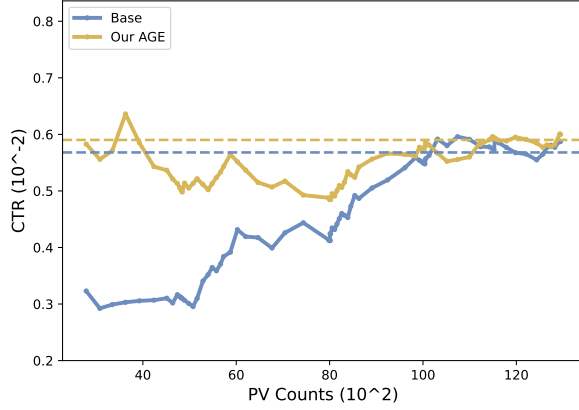


Figure 5: The convergence curve between display counts and CTR. The yellow line is the convergence curve of items with exploration using AGE method. The blue line is the convergence curve of items without exploration.

6.3 Online A/B Testing

We have deployed AGE in the display advertising system of a world’s leading e-commerce platform and conducted an online A/B test for one month in April 2021.

6.3.1 Settings. We build approaches on a 6-layer DIEN[39]. The tiny model of adaptive threshold adopts a 2-layer MLP, and we set $\lambda = 0.002$. The N in UCB strategy is setted as 20. We define the new items whose display counts are not larger than 3000.

6.3.2 Metrics. We evaluate our method in terms of online evaluation CTR, Page-View (PV), Prediction CTR of CTR (PCOC) and ads follow-up rate (AFR). PCOC is calculated as $\frac{\text{Prediction_CTR}}{\text{CTR}}$, and it indicates the accuracy of model prediction. Then PCOC is close to 1, the predicted CTR is more accurate. AFR indicates the users are willing to renew our ads contract which can demonstrate customer satisfaction.

6.3.3 Results. Table 4 shows the performance after exploration on the new items. As mentioned in Table 4, the UCB-based method does not perform well. UCB-based method obtain -3.1%, 0.2%, 1.19 and 0.7% in CTR, PV, PCOC and AFR, respectively. It is consistent with previous conclusion in Section ?? . AGE-TS outperforms all baselines and improves the CTR by 6.4%, PV by 3.0% and AFR by 5.5%. Meanwhile, the PCOC of AGE-TS is 1.10 which indicates higher prediction accuracy. It indicates that our AGE can improve the overall performance in an online displaying advertisement platform.

Moreover, we show the convergence curve between online CTR score and PV in Figure 5. As shown in Figure 5, the model based on AGE can obtain much more accurate CTR scores than the base model when PV is small. It indicates AGE can accelerate the convergence and remit the long-tail and cold-item issue.

Table 4: Online experimental results of baseline, UCB, TS, and AGE, where CTR-gap, PV-gap, and AFR gap mean the relative gap between these methods and base.

strategy	CTR	PV	PCOC	AFR
Base	-	-	1.20	-
Ensemble-UCB	-3.1%	+0.2%	1.19	+0.7%
Ensemble-TS	+1.2%	+1.2%	1.16	+2.3%
AGE-TS	+6.4%	+3.0%	1.10	+5.5%

7 CONCLUSION

In this paper, we propose an Adversarial Gradient Driven Exploration (AGE for short) policy to deal with the Exploitation-and-Exploration problem for content recommendation. To measure influence of the to-be-explored items on model training, AGE introduces an Pseudo-Exploration Module based on both model uncertainty and gradient direction. for dealing with the Exploitation-Exploration problem in content recommendation. Pseudo-Exploration Module is introduced to incorporate within the predictive model so that the score distribution is better aligned with the original click distribution.

In addition, we propose a Dynamic Threshold Unit to dynamically determine the usefulness for exploring the given item so that we can improve the efficiency and performance of exploration.

Experiments on academic datasets verify the correctness of the theorem and the effectiveness of the AGE. Finally, we give some implementation details in industrial practice and the results achieved in practice. Considering that the ad recommendation system is a multi-stage system, compared with only applying AGE to the rank-stage, we shall extend this method to the other stages such as match or pre-rank stages in the future to achieve better results.

REFERENCES

- [1] Setareh Ariafar, Zelda Mariet, Ehsan Elhamifar, Dana Brooks, Jennifer Dy, and Jasper Snoek. 2020. Weighting Is Worth the Wait: Bayesian Optimization with Importance Sampling. *arXiv preprint arXiv:2002.09927* (2020).
- [2] Peter Auer. 2002. Using confidence bounds for exploitation-exploration trade-offs. *Journal of Machine Learning Research* 3, Nov (2002), 397–422.
- [3] Peter Auer, Nicolo Cesa-Bianchi, Yoav Freund, and Robert E Schapire. 2002. The nonstochastic multiarmed bandit problem. *SIAM journal on computing* 32, 1 (2002), 48–77.
- [4] Marko Balabanović. 1998. Exploring versus exploiting when learning user models for text recommendation. *User Modeling and User-Adapted Interaction* 8, 1 (1998), 71–102.
- [5] Charles Blundell, Julien Cornebise, Koray Kavukcuoglu, and Daan Wierstra. 2015. Weight uncertainty in neural network. In *International Conference on Machine Learning*. PMLR, 1613–1622.
- [6] Zhangming Chan, Juntao Li, Xiaopeng Yang, Xiuying Chen, Wenpeng Hu, Dongyan Zhao, and Rui Yan. 2019. Modeling personalization in continuous space for response generation via augmented wasserstein autoencoders. In *Proceedings of the 2019 conference on empirical methods in natural language processing and the 9th international joint conference on natural language processing (emnlp-ijcnlp)*. 1931–1940.
- [7] Allison JB Chaney, Brandon M Stewart, and Barbara E Engelhardt. 2018. How algorithmic confounding in recommendation systems increases homogeneity and decreases utility. In *Proceedings of the 12th ACM Conference on Recommender Systems*. 224–232.
- [8] Olivier Chapelle and Lihong Li. 2011. An empirical evaluation of thompson sampling. *Advances in neural information processing systems* 24 (2011), 2249–2257.

- [9] Jiawei Chen, Hande Dong, Xiang Wang, Fuli Feng, Meng Wang, and Xiangnan He. 2020. Bias and debias in recommender system: A survey and future directions. *arXiv preprint arXiv:2010.03240* (2020).
- [10] Heng-Tze Cheng, Levent Koc, Jeremiah Harmsen, Tal Shaked, Tushar Chandra, Hrishikesh Aradhya, Glen Anderson, Greg Corrado, Wei Chai, Mustafa Isipir, et al. 2016. Wide & deep learning for recommender systems. In *Proceedings of the 1st workshop on deep learning for recommender systems*. 7–10.
- [11] Wei Chu, Lihong Li, Lev Reyzin, and Robert Schapire. 2011. Contextual bandits with linear payoff functions. In *Proceedings of the Fourteenth International Conference on Artificial Intelligence and Statistics*. JMLR Workshop and Conference Proceedings, 208–214.
- [12] Chao Du, Zhifeng Gao, Shuo Yuan, Lining Gao, Ziyang Li, Yifan Zeng, Xiaoqiang Zhu, Jian Xu, Kun Gai, and Kuang-Chih Lee. 2021. Exploration in Online Advertising Systems with Deep Uncertainty-Aware Learning. In *Proceedings of the 27th ACM SIGKDD Conference on Knowledge Discovery & Data Mining*. 2792–2801.
- [13] Bianca Dumitrascu, Karen Feng, and Barbara E Engelhardt. 2018. PG-TS: Improved Thompson sampling for logistic contextual bandits. *arXiv preprint arXiv:1805.07458* (2018).
- [14] Yufei Feng, Fuyu Lv, Weichen Shen, Menghan Wang, Fei Sun, Yu Zhu, and Keping Yang. 2019. Deep session interest network for click-through rate prediction. *arXiv preprint arXiv:1905.06482* (2019).
- [15] Jared Fernandez and Doug Downey. 2018. Sampling informative training data for RNN language models. In *Proceedings of ACL 2018, Student Research Workshop*. 9–13.
- [16] Yariv Gal and Zoubin Ghahramani. 2016. Dropout as a bayesian approximation: Representing model uncertainty in deep learning. In *international conference on machine learning*. PMLR, 1050–1059.
- [17] Arpita Ghosh, Benjamin IP Rubinstein, Sergei Vassilvitskii, and Martin Zinkevich. 2009. Adaptive bidding for display advertising. In *Proceedings of the 18th international conference on World wide web*. 251–260.
- [18] Ian J Goodfellow, Jonathon Shlens, and Christian Szegedy. 2014. Explaining and harnessing adversarial examples. *arXiv preprint arXiv:1412.6572* (2014).
- [19] Huifeng Guo, Ruiming Tang, Yunming Ye, Zhenguo Li, and Xiuqiang He. 2017. DeepFM: a factorization-machine based neural network for CTR prediction. *arXiv preprint arXiv:1703.04247* (2017).
- [20] Tyler B Johnson and Carlos Guestrin. 2018. Training deep models faster with robust, approximate importance sampling. *Advances in Neural Information Processing Systems* 31 (2018), 7265–7275.
- [21] Angelos Katharopoulos and François Fleuret. 2018. Not all samples are created equal: Deep learning with importance sampling. In *International conference on machine learning*. PMLR, 2525–2534.
- [22] Diederik P Kingma and Jimmy Ba. 2014. Adam: A method for stochastic optimization. *arXiv preprint arXiv:1412.6980* (2014).
- [23] Chao Li, Zhiyuan Liu, Mengmeng Wu, Yuchi Xu, Huan Zhao, Pipei Huang, Guoliang Kang, Qiwei Chen, Wei Li, and Dik Lun Lee. 2019. Multi-interest network with dynamic routing for recommendation at Tmall. In *Proceedings of the 28th ACM International Conference on Information and Knowledge Management*. 2615–2623.
- [24] Lihong Li, Wei Chu, John Langford, and Robert E Schapire. 2010. A contextual-bandit approach to personalized news article recommendation. In *Proceedings of the 19th international conference on World wide web*. 661–670.
- [25] Lihong Li, Wei Chu, John Langford, and Xuanhui Wang. 2011. Unbiased offline evaluation of contextual-bandit-based news article recommendation algorithms. In *Proceedings of the fourth ACM international conference on Web search and data mining*. 297–306.
- [26] Emily Liquin and Tania Lombrozo. 2017. Explain, Explore, Exploit: Effects of Explanation on Information Search. In *CogSci*.
- [27] A. Madry, A. Makelov, L. Schmidt, D. Tsipras, and A. Vladu. 2017. Towards Deep Learning Models Resistant to Adversarial Attacks. (2017).
- [28] Kevin P Murphy. 2012. *Machine learning: a probabilistic perspective*. MIT press.
- [29] Qi Pi, Weijie Bian, Guorui Zhou, Xiaoqiang Zhu, and Kun Gai. 2019. Practice on long sequential user behavior modeling for click-through rate prediction. In *Proceedings of the 25th ACM SIGKDD International Conference on Knowledge Discovery & Data Mining*. 2671–2679.
- [30] Carl Edward Rasmussen. 2003. Gaussian processes in machine learning. In *Summer school on machine learning*. Springer, 63–71.
- [31] Andras Rozsa, Manuel Günther, and Terrance E Boult. 2016. Are accuracy and robustness correlated. In *2016 15th IEEE international conference on machine learning and applications (ICMLA)*. IEEE, 227–232.
- [32] David Sculley, Gary Holt, Daniel Golovin, Eugene Davydov, Todd Phillips, Dietmar Ebner, Vinay Chaudhary, Michael Young, Jean-Francois Crespo, and Dan Dennison. 2015. Hidden technical debt in machine learning systems. *Advances in neural information processing systems* 28 (2015), 2503–2511.
- [33] Yuhai Song, Lu Wang, Haoming Dang, Weiwei Zhou, Jing Guan, Xiwei Zhao, Changping Peng, Yongjun Bao, and Jingping Shao. 2021. Underestimation Refinement: A General Enhancement Strategy for Exploration in Recommendation Systems. In *Proceedings of the 44th International ACM SIGIR Conference on Research and Development in Information Retrieval*. 1818–1822.
- [34] Shiyu Yi, Donglin Zhan, Zhengyang Geng, Wenqing Zhang, and Chang Xu. 2019. Fis-gan: Gan with flow-based importance sampling. *arXiv preprint arXiv:1910.02519* (2019).
- [35] Yoel Zeldes, Stavros Theodorakis, Efrat Solodnik, Aviv Rotman, Gil Chamiel, and Dan Friedman. 2017. Deep density networks and uncertainty in recommender systems. *arXiv preprint arXiv:1711.02487* (2017).
- [36] Weinan Zhang, Shuai Yuan, and Jun Wang. 2014. Optimal real-time bidding for display advertising. In *Proceedings of the 20th ACM SIGKDD international conference on Knowledge discovery and data mining*. 1077–1086.
- [37] Weitong Zhang, Dongruo Zhou, Lihong Li, and Quanquan Gu. 2020. Neural thompson sampling. *arXiv preprint arXiv:2010.00827* (2020).
- [38] Dongruo Zhou, Lihong Li, and Quanquan Gu. 2020. Neural contextual bandits with ucb-based exploration. In *International Conference on Machine Learning*. PMLR, 11492–11502.
- [39] Guorui Zhou, Na Mou, Ying Fan, Qi Pi, Weijie Bian, Chang Zhou, Xiaoqiang Zhu, and Kun Gai. 2019. Deep interest evolution network for click-through rate prediction. In *Proceedings of the AAAI conference on artificial intelligence*, Vol. 33. 5941–5948.
- [40] Guorui Zhou, Xiaoqiang Zhu, Chenru Song, Ying Fan, Han Zhu, Xiao Ma, Yanghui Yan, Junqi Jin, Han Li, and Kun Gai. 2018. Deep interest network for click-through rate prediction. In *Proceedings of the 24th ACM SIGKDD International Conference on Knowledge Discovery & Data Mining*. 1059–1068.