

Efficiency of ETA Prediction*

Chiwei Yan[†] James Johndrow[‡] Dawn Woodard[§] Yanwei Sun[¶]

February 2, 2023

Abstract

Modern mobile applications such as navigation services and ride-sharing platforms rely heavily on geospatial technologies, most critically predictions of the time required for a vehicle to traverse a particular route, or the so-called estimated time of arrival (ETA). There are various methods used in practice, which differ in terms of the geographic granularity at which the predictive model is trained — e.g., segment-based methods predict travel time at the level of road segments (or a combination of several adjacent road segments) and then aggregate across the route, whereas route-based methods use generic information about the trip, such as origin and destination, to predict travel time. Though various forms of these methods have been developed, there has been no rigorous theoretical comparison regarding their accuracies, and empirical studies have, in many cases, drawn opposite conclusions.

We provide the first theoretical analysis of the predictive accuracy of various ETA prediction methods. In a finite-sample setting, we give mild conditions under which a segment-based method is more accurate than a wide variety of route-based methods. Then we analyze an asymptotic setting in which the number of trip observations grows with the size of the road network. Under a broad range of trip-generating processes on a grid network, we show that a class of very simple segment-based methods is at least as good, up to a logarithmic factor, as any possible predictor. In other words, segment-based methods are asymptotically optimal up to a logarithmic factor. Our work highlights that the accuracy of ETA prediction is driven not just by the sophistication of the model but also by the spatial granularity at which those methods are applied.

1 Introduction

Geospatial (maps) technologies underlie a broad spectrum of modern mobile applications. For example, consumer-facing navigation applications (such as Google Maps and Waze) provide recommended routes along with associated times, as well as turn-by-turn navigation along those routes. Geospatial technologies are also the foundation of decision systems for ride-sharing (such as Uber, Lyft, Didi Chuxing, and Ola) and delivery platforms (such as Uber Eats and Doordash). For example, riders on these platforms are presented with estimated pickup time and time to arrival, and drivers are provided with turn-by-turn navigation. Matching and pricing decisions on these

*Acknowledgement: The authors would like to thank Helin Zhu and Haomiao Li for their contributions at the early stage of the project.

[†]Department of Industrial and Systems Engineering, University of Washington, Seattle.

[‡]Department of Statistics and Data Science, Wharton School, University of Pennsylvania.

[§]LinkedIn, work done while at Uber Technologies.

[¶]Department of Analytics, Marketing and Operations, Imperial College Business School.

platforms also heavily rely on mapping inputs to optimize efficiency and reliability [Yan et al., 2020].

An important geospatial technology is the prediction of the time required for a driver (or biker or pedestrian) to travel a particular route in the road network or the so-called estimated time of arrival (ETA). Modern methods leverage location data traces from past vehicle trips in the road network, so-called “floating-car” data, typically gathered (with permission) from users of a particular application, such as a consumer-facing navigation service. A feature that distinguishes different prediction methods is the level of geographic granularity at which the predictive model is trained. The geographic unit can be a single road segment, a combination of multiple adjacent segments (aka “super-segment”), or the entire route. To be more specific, *segment-based* methods rely heavily on the underlying road network and predict travel time at the level of road segments or super-segments, and then aggregate across the route. On the other hand, a class of more recently proposed *route-based* methods hinge less on the road network and use generic information about the origin, destination, and route to predict travel time. One such example is the k -nearest neighbors approach, where the prediction of travel time on a new route is done by using travel times of historical trips that have similar origins and destinations as those of the predicting route.

Though many variations of these methods have been proposed in the literature and used in practice, there is a very limited theoretical understanding of the accuracy of these methods. Most work in this space is empirical, and these empirical studies have, in many cases, drawn opposite conclusions. Indeed, the comparison is not trivial. Segment-based methods have the advantage of a larger sample size as there are more individual traversals on a segment level. However, the estimation can accumulate errors due to aggregating over road segments. On the other hand, route-based methods can have the advantage of absorbing errors among segment travel times, but it is often at the cost of a smaller sample size. An argument that is rough but not without merit can also be made for the route-based methods — the training data and predicting unit in these methods are more aligned with what one actually needs, route travel times. A method that makes mistakes in predicting segment travel times on the route does not necessarily mean that it will make mistakes in predicting the total travel time of the route. To fill this gap in understanding, we conduct rigorous analyses comparing these methods in terms of their predictive accuracy as a function of the training data sample size, i.e., in terms of statistical efficiency. We now give a brief summary of our framework, analysis, and major results.

Framework. We consider a road network consisting of a set of road segments (directed edges) between intersections (vertices). The training data consists of individual trips, each of which is along a route that consists of a sequence of adjacent road segments. The travel time on each road segment of that route is observed, and the total travel time of a trip is the sum of the observed segment travel times along the route. The data-generating process allows a general spatial correlation structure among segment travel times. Our goal is to predict the total travel time on a new route, given the dataset of historical trips. We ask questions such as: What is the most accurate ETA prediction method? and, How do various methods used in practice compare? To answer these questions, we first explicitly characterize the optimal predictor that has the lowest predictive mean squared error among *all possible* predictors. The optimal predictor, though having the best accuracy, is computationally intractable to implement in real-time mapping services and requires full knowledge of the segment travel times’ covariance structure which can be hard to obtain in practice. This calls for the need to understand the accuracy of simpler and more practical methods. We formally define a family of segment-based methods and route-based methods that resemble many practical methods proposed in the literature and used in practice.

Analysis. We start with a finite-sample setting where a set of historical trips are given on an

arbitrary road network. When segment travel times are non-negatively correlated over the network, we show that the predictive mean squared error of the optimal segment-based method, where prediction is made on each individual road segment and then aggregated over the predicting route, is always lower than that of the optimal route-based method. We then extend our analysis to an asymptotic setting where the number of trip observations grows with the size of the road network, and trip routes are sampled randomly from a generic route distribution. We show that a very simple class of segment-based methods that do not require knowledge about the covariance structure of the segment travel times can asymptotically dominate popular route-based methods. Furthermore, under a broad range of trip-generating processes on a grid network, we show that this class of simple segment-based methods is at least as good (up to a logarithmic factor) as any possible predictor. In other words, segment-based methods are asymptotically optimal up to a logarithmic factor. Numerical experiments based on realistic parameters reveal that the accuracy of the segment-based methods is extremely competitive — the error of the segment-based method is often very close to that of the optimal method, even not at the asymptotic limit.

In short, our paper makes a contribution to the literature and practice of the ETA prediction problem by providing important theoretical underpinnings. Through extensive analyses, our paper argues that maintaining a segment-level architecture in predicting travel time is often of first-order importance. This gives important practical guidance to mapping services as they improve their underlying predictive models.

The remainder of the paper is organized as follows. In Section 2, we discuss relevant literature. In Section 3, we introduce the model setup and conduct finite sample analysis, meaning analysis for a given set of historical trips. In Section 4, we analyze an asymptotic setting in which the number of trip observations grows with the road network size, and trip observations are sampled randomly from a route distribution. We conclude with a brief discussion in Section 5. All proofs and various auxiliary results are presented in the Appendix. A companion Jupyter notebook can be found at <https://github.com/yanchiwei/eta/blob/main/examples.ipynb> to reproduce all the examples presented in the paper.

2 Related Literature

Various ETA prediction methods have been developed over the years based on different types of traffic data. We focus on methods that use vehicle location trace data (often from mobile phones and based on a combination of global positioning systems, accelerometers, and other sensor information) to predict travel times. Location traces from driver trips in the road network are processed by a “map-matching” algorithm to obtain travel time observations on each road segment along the driver’s trajectory [Quddus et al., 2007]. This data provides detailed information about traffic and travel speed patterns throughout the road network and along individual routes, and so is the foundation of modern methods for ETA prediction at scale. There are also methods for predicting travel speed/time using data from fixed traffic sensors installed at particular locations along the road (see, e.g., Coifman 2002); however, since these provide only limited coverage of the road network, they are less important for large-scale commercial mapping services and so we do not address them here.

Segment-based methods were the first ETA prediction methods developed, and are currently used by major mapping services. They involve predicting travel time on the individual road segments of the route and then summing/aggregating in order to provide a predicted travel time on the whole route. Road segments are the components that make up a road network and consist of the directional travel path between two intersections within which the characteristics of the road-

way (such as the number of lanes or speed limit) are constant. Using training data from historical trips, predictive models can be built to predict the travel time for the road segments in the route of interest and then aggregated to predict ETA for the whole route (see, e.g., Hofleitner et al. 2012 and Jenelius and Koutsopoulos 2013).

With a large and growing amount of trip data being collected by firms such as ride-sharing platforms, a recent stream of literature empirically demonstrates that alternative route-based methods without detailed segment-level modeling may have promise. The features of the trip include the origin, destination, departure time, total travel time of the trip, and other route information. A predictive model for travel time on the entire route is fit using these input features. One example of such an approach is Wang et al. [2016] who proposed a simple nearest-neighbor route-based approach in which travel time along a route is predicted by averaging over historical trips with similar origins and destinations. They give empirical evidence that this simple route-based approach can outperform various segment-based methods including typical methods used by mapping services such as Bing and Baidu Maps. One shortcoming they suggested is that segment-based methods fail to handle a data sparsity issue that is characteristic of vehicle location data, in which certain road segments have very few traversals. They claim that the nearest-neighbor route-based approach bypasses this by looking at trips with similar origins and destinations. However, this argument is not entirely fair since typically segment-based methods incorporate regularization to deal with data sparsity. Another often-claimed drawback regarding segment-based methods is that breaking the travel time into segments introduces errors because of not properly including the travel time at intersections, such as for left/right turns and traffic lights. However, turns and signals are typically handled by modifying the representation of the underlying road network: for example, the travel time can be estimated at the level of the segment together with the following turn and signal rather than the road segment alone [Delling et al., 2017, Hofleitner et al., 2012], or different turns can be modeled separately as additional segments [Jenelius and Koutsopoulos, 2013, Li et al., 2015]. These perceived shortcomings of segment-based methods inspired a proliferation of enhanced route-based methods based on deep learning (see, e.g., Jindal et al. 2017, Li et al. 2018). These methods extract features of the route, such as distance, origin and destination coordinates, and departure time, and apply advanced deep neural network architectures.

Some recent work revisits segment-based methods from a deep learning perspective and blurs the line between segment-based and route-based methods. For example, Wang et al. [2018] demonstrate that incorporating a recurrent neural network to directly model the sequential and aggregating effect of segment travel times greatly boosts accuracy over the one without such structure. Yuan et al. [2020] find that explicitly modeling the trajectory of historical trips in addition to other route-level features is highly effective. Most recently, Derrow-Pinion et al. [2021] develop and implement a graph neural network approach in Google Maps to flexibly predict travel times of super-segments (a set of a few dozen connected road segments; see Derrow-Pinion et al. 2021). This approach effectively shares and aggregates segment-level features through the underlying road network structure. Interestingly, they find that adding segment-level prediction errors into the loss function helps the final performance for predicting super-segment travel times.

The different claims of these papers about the relative benefits of segment-based and route-based methods raise the question of which would perform better under a completely apples-to-apples comparison. The different conclusions of these papers also may be because they variously address two related but distinct problems: travel time prediction on a particular route, and travel time prediction for a particular origin and destination when the route that the driver will take is uncertain. Our results focus on the first of these two problems, which is used for example in navigation services that provide a recommended route along with the associated ETA prediction.

To the best of our knowledge, the only existing work that formally investigates the tradeoffs between segment-based, super-segment-based, and route-based methods is by Wang et al. [2014]. Their work proposes a concatenation method based on dynamic programming to group segments into super-segments or sub-paths on a trajectory to minimize empirical risk. However, their framework critically assumes independence among segment travel times across the road network, whereas travel times show a high correlation in practice.¹ In this work, we provide a more general framework to analyze and quantify the accuracy of different approaches, thus providing richer and more rigorous insights.

Finally, it is worth mentioning that there is work that focuses on using trip data that has only the origin, destination, and total travel time of the trip, in order to infer the missing segment-level travel times [Zhan et al., 2013, Bertsimas et al., 2019]. These works are somewhat orthogonal to our setting, in which vehicle trajectory data is available.

3 Model and Finite Sample Analysis

We first consider a setting where we are given N historical trips on an arbitrary road network $(\mathcal{V}, \mathcal{S})$ where \mathcal{V} is a vertex set and \mathcal{S} is an edge (road segment) set. Let y_1, \dots, y_N be the routes for each trip, and $[N] := \{1, \dots, N\}$, so that $y_{[N]}$ is the set of routes. Put $|y_n|$ as the number of segments on route n . Each route consists of a sequence of distinct road segments $s \in \mathcal{S}$. Most simply, think of a road segment as the primitive used in the standard representation of road graphs, i.e. a directed section of roadway that is uninterrupted by intersections and has constant values for features like the number of lanes and speed limit. A more sophisticated representation of road graphs also fits into our framework: one which incorporates turn effects by defining a road segment s to be a section of roadway (with constant feature values) that is followed by a specific turn direction. For example, segment s can represent a particular directed section of highway, followed by the turn onto an exit ramp, and the next segment s' in the route could be the exit ramp followed by a left turn onto a minor road. Let $T_{n,s}$ be the travel time on segment $s \in y_n$ for the n^{th} observed trip, and denote the n^{th} trip by $\mathcal{T}_n = \{y_n, \{T_{n,s}\}_{s \in y_n}\}$.

3.1 Generative Process

We first discuss the generative process that we assume for travel times. In practice, the segment travel time $T_{n,s}$ and the route travel time $\sum_{s \in y_n} T_{n,s}$ are affected by the set of observed features V_s of the road segments such as the number of lanes, speed limit, segment length, and road classification (local road, highway, arterial, etc.). The travel times are also affected by a set of commonly shared trip-level characteristics W_n , such as time of week and weather conditions. In addition, there are unobserved idiosyncratic characteristics of the road segments that affect their travel times. For example, some segments have bad traffic conditions, a poor layout of the lanes, or a slow traffic light, which the mapping services typically don't observe directly outside of the location trace data. Following this physical understanding, we assume that the segment travel times $T_{n,s}$ follow a generative process with true mean $g(\theta_s, V_s, W_n)$ for some function $g(\cdot)$, where θ_s is an unobserved feature set for each road segment. The mean of the travel time on route y_n is then $\sum_{s \in y_n} g(\theta_s, V_s, W_n)$.

¹In fact, one can show that under fully independent segment-level travel times, it is always best to estimate the travel time of each segment separately and then aggregate them (see our Corollary 1). So the computational approaches in Wang et al. [2014] are somewhat inconsistent with their assumptions. We will address this rigorously from first principles.

To enable analysis, we simplify to a case in which the unobserved characteristics can be captured by a one-dimensional effect $\theta_s \in \mathbb{R}$, and that $g(\theta_s, V_s, W_n) = \theta_s + h(V_s, W_n)$ is separable for some function $h(\cdot)$. Let $\theta := \{\theta_s\}_{s \in \mathcal{S}}$. This gives the route-level mean $\sum_{s \in y_n} (\theta_s + h(V_s, W_n))$. We further assume that $h(V_s, W_n)$ can be perfectly learned and is thus *known* to us, while we focus on the accuracy with which the methods can learn the idiosyncratic effects captured by some accumulation across segments of θ_s . This assumption is motivated by the fact that V_s, W_n are often dense features while θ_s stems from a sparse and high-dimensional categorical feature (i.e., segment ID). The above discussion leads us to the following assumption regarding the generative process of $T_{n,s}$.

Assumption 1. We make the following assumptions about $T_{n,s}$,

1. For the n^{th} trip, $\{T_{n,s}\}_{s \in y_n}$ are drawn from a distribution with means $\{\theta_s + h(V_s, W_n)\}_{s \in y_n}$ and covariances $\{\sigma_{s,t}\}_{s,t \in y_n}$, where $\sigma_{s,s} = \sigma_s^2$ is the variance of the travel time on segment s . $h(V_s, W_n)$ is assumed to be known for every trip n and every road segment $s \in y_n$.
2. For any $n \neq n'$ and any $s \in y_n, t \in y_{n'}$, $T_{n,s}$ and $T_{n',t}$ are independent conditional on $\theta_s, \theta_t, V_s, V_t, W_n$ and $W_{n'}$.
3. The means $\theta = \{\theta_s\}_{s \in \mathcal{S}}$ are drawn independently from a distribution with population mean μ and variance τ^2 .

Assumption 1.1 is directly motivated by the discussion above. Note that we do not impose any distributional assumptions other than specifying their means and covariances. Assumption 1.2 says that conditional on all the segment-level and trip-level effects, the travel times on different trips are independent. This is a very natural assumption in our setup since all correlations across trips are aimed to be captured in these segment-level and trip-level effects. Assumption 1.3 puts a prior structure on θ_s which is useful for our notion of accuracy defined later on — intuitively speaking, we will compare the average-case accuracy across different methods, when θ_s is drawn from this distribution. Finally, assuming an independent prior is for the ease of presentation — our results can be generalized to more complex prior structures at the expense of more complex notation, with no additional insights gained.

3.2 Travel Time Estimators

For a new $(N+1)^{\text{th}}$ trip $\mathcal{T}_{N+1} = \{y_{N+1}, \{T_{N+1,s}\}_{s \in y_{N+1}}\}$ with segment-level feature sets $\{V_s\}_{s \in y_{N+1}}$ and route-level feature set W_{N+1} , the goal is to come up with an estimator $\hat{\Theta}_{\mathcal{T}_{N+1}}$, a function of the N historical trips, $\{\mathcal{T}_n\}_{n \in [N]}$, for the total travel time $\sum_{s \in y_{N+1}} T_{N+1,s}$ that minimizes the following *predictive mean squared error* where the expectations are taken over $\{T_{n,s}\}_{n \in [N+1], s \in y_n}$ conditional on $\{\theta_s, V_s, W_n\}_{s \in y_n, n \in [N+1]}$. We drop the explicit conditioning in the following expectations for notation brevity.

$$\begin{aligned}
& \mathbb{E} \left[\left(\hat{\Theta}_{\mathcal{T}_{N+1}} - \sum_{s \in y_{N+1}} T_{N+1,s} \right)^2 \right] \\
&= \mathbb{E} \left[\left(\hat{\Theta}_{\mathcal{T}_{N+1}} - \mathbb{E} \left[\sum_{s \in y_{N+1}} T_{N+1,s} \right] + \mathbb{E} \left[\sum_{s \in y_{N+1}} T_{N+1,s} \right] - \sum_{s \in y_{N+1}} T_{N+1,s} \right)^2 \right] \\
&= \mathbb{E} \left[\left(\hat{\Theta}_{\mathcal{T}_{N+1}} - \sum_{s \in y_{N+1}} (\theta_s + h(V_s, W_{N+1})) + \sum_{s \in y_{N+1}} (\theta_s + h(V_s, W_{N+1})) - \sum_{s \in y_{N+1}} T_{N+1,s} \right)^2 \right]
\end{aligned}$$

$$= \mathbb{E} \left[\left(\hat{\Theta}_{\mathcal{T}_{N+1}} - \sum_{s \in y_{N+1}} (\theta_s + h(V_s, W_{N+1})) \right)^2 \right] + \mathbb{E} \left[\left(\sum_{s \in y_{N+1}} (\theta_s + h(V_s, W_{N+1})) - \sum_{s \in y_{N+1}} T_{N+1,s} \right)^2 \right].$$

The last equality holds because $\hat{\Theta}_{\mathcal{T}_{N+1}}$ (a function of $\{T_{n,s}\}_{s \in y_n, n \in [N]}$) and $\sum_{s \in y_{N+1}} T_{N+1,s}$ are independent conditional on $\{\theta_s, V_s, W_n\}_{s \in y_n, n \in [N+1]}$ by Assumption 1.2, and $\mathbb{E}[\sum_{s \in y_{N+1}} T_{N+1,s}] = \sum_{s \in y_{N+1}} (\theta_s + h(V_s, W_{N+1}))$. Now notice that the second term in the last equality does not depend on $\hat{\Theta}_{\mathcal{T}_{N+1}}$. This yields,

$$\begin{aligned} & \arg \min_{\hat{\Theta}_{\mathcal{T}_{N+1}}} \mathbb{E} \left[\left(\hat{\Theta}_{\mathcal{T}_{N+1}} - \sum_{s \in y_{N+1}} T_{N+1,s} \right)^2 \right] \\ = & \arg \min_{\hat{\Theta}_{\mathcal{T}_{N+1}}} \mathbb{E} \left[\left(\hat{\Theta}_{\mathcal{T}_{N+1}} - \sum_{s \in y_{N+1}} (\theta_s + h(V_s, W_{N+1})) \right)^2 \right] \\ = & \left(\arg \min_{\hat{\Theta}_{y_{N+1}}} \mathbb{E} \left[\left(\hat{\Theta}_{y_{N+1}} - \sum_{s \in y_{N+1}} \theta_s \right)^2 \right] \right) + \sum_{s \in y_{N+1}} h(V_s, W_{N+1}). \end{aligned} \quad (1)$$

$\hat{\Theta}_{y_{N+1}}$ is an estimator that only uses the route information y_{N+1} of trip \mathcal{T}_{N+1} . The last equality thus implies that to find an estimator that minimizes the predictive error of the total travel time of a new trip \mathcal{T} with route y , we can simply look for an estimator $\hat{\Theta}_y$ for the sum of the means of the segment-level effects on the new route y , denoted by $\Theta_y = \sum_{s \in y} \theta_s$. We will thus focus on this objective to simplify our analysis. We denote by $T'_{n,s} = T_{n,s} - h(V_s, W_n)$ the adjusted observed segment travel time with mean θ_s . Going forward, we will also simply refer to $\{\theta_s\}_{s \in \mathcal{S}}$ as the mean segment travel times, instead of segment-level effects, as $h(\cdot)$ will be subtracted from all the observations.

To compare the predictive accuracy of different estimators, we introduce the definition of *integrated risk*, a Bayesian statistical concept capturing the accuracy of the travel time prediction by integrating over the prior distribution of the estimand. This is also known as an ‘‘average-case’’ analysis of accuracy (versus for example a worst-case analysis). We use the integrated risk based on mean squared error. The integrated risk of estimator $\hat{\Theta}_y$ given historical routes $y_{[N]}$, which we call $R(\hat{\Theta}_y | y_{[N]})$, is defined to be the expectation of the squared difference between the true total mean travel time Θ_y and the estimated total mean travel time $\hat{\Theta}_y$. This expectation is taken with respect to (i) the observed adjusted segment travel times $\{T'_{n,s}\}_{n \in [N], s \in y_n}$ and (ii) the prior distribution over the parameters $\{\theta_s\}_{s \in y}$, conditional on the historical route observations $y_{[N]}$:

$$R(\hat{\Theta}_y | y_{[N]}) := \mathbb{E} \left[\left(\hat{\Theta}_y - \Theta_y \right)^2 \middle| y_{[N]} \right]. \quad (2)$$

As we reasoned in equation (1), the estimator $\hat{\Theta}_y$ that minimizes the integrated risk also minimizes the *integrated predictive mean squared error* of the travel time on a new route y , $\mathbb{E}[(\hat{\Theta}_y - \sum_{s \in y} T'_{N+1,s})^2 | y_{[N]}]$. The expectation is taken over $\{T'_{n,s}\}_{n \in [N+1], s \in y_n}$ and the prior distribution over the parameters $\{\theta_s\}_{s \in y}$, conditional on $y_{[N]}$.

We now illustrate how travel time on a route can be predicted using different examples of estimators.

Example 1 (TRAVEL TIME ESTIMATORS). Consider the following 3×3 grid in Figure 1 where there are six historical trips $\{\mathcal{T}_n\}_{n \in \{1, \dots, 6\}}$ whose routes are displayed in the figure. Let segments

s_1 and s_2 denote the ones that traverse $(1, 0) \rightarrow (1, 1)$ and $(1, 1) \rightarrow (1, 2)$, respectively. Suppose that we want to predict the travel time on route y which traverses through $(1, 0) \rightarrow (1, 1) \rightarrow (1, 2)$ (s_1 and s_2). Among the space of all possible estimators which are functions of historical data, the following are a few simple estimators that capture characteristics of popular estimators used in the literature and practice. Note that these example estimators may look overly simplified at first glance; they are mostly for illustration purposes and we will provide justifications and analyze more sophisticated estimators in later parts of the paper.

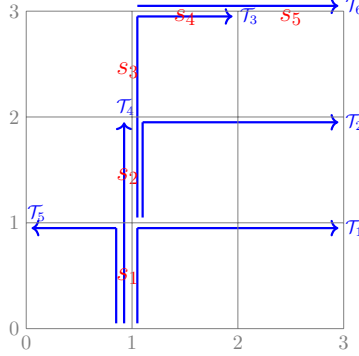


Figure 1: A 3×3 grid example.

1. *Segment-based estimator*: We estimate travel times on each segment using individual segment traversal data and then aggregate them across the route. In this example, s_1 has three traversals (from trips $\mathcal{T}_1, \mathcal{T}_4$ and \mathcal{T}_5), s_2 has three traversals (from trips $\mathcal{T}_2, \mathcal{T}_3$ and \mathcal{T}_4). If we use a simple estimator by taking the average of historical travel times,

$$\hat{\Theta}_y = \frac{T'_{1,s_1} + T'_{4,s_1} + T'_{5,s_1}}{3} + \frac{T'_{2,s_2} + T'_{3,s_2} + T'_{4,s_2}}{3},$$

where each term is the estimation of the segment travel times on s_1 and s_2 respectively.

2. *Generalized segment-based estimator*: By combining individual segments into *super-segments*, we can generalize the previously defined segment-based estimator. For example, we can define s_1 and s_2 together as one super-segment, and this super-segment has one traversal (from trips \mathcal{T}_4). This yields

$$\hat{\Theta}_y = T'_{4,s_1} + T'_{4,s_2}.$$

3. *Route-based estimator*: Instead of aggregating over segments or super-segments, we directly use total travel times on historical routes that are similar to route y for estimation. For example, we can average over travel times of routes that share similar origin and destination as y — both the origin and the destination of the route are at most one segment away from those of y . This includes trips \mathcal{T}_4 and \mathcal{T}_5 . This gives,

$$\hat{\Theta}_y = \frac{\sum_{s \in y_4} T'_{4,s} + \sum_{s \in y_5} T'_{5,s}}{2}.$$

Note that for route-based estimators, it is possible to use historical traversal data on segments that are *not* included in y to predict the total travel time of y . These estimators mimic the k -nearest neighbors approaches used in practice for route-based methods, where the neighborhood of y is often defined as the set of historical trips that have similar routes as y .

As we mentioned in the introduction, variations of the abovementioned estimators have been practiced extensively, but there is a lack of formal analysis to compare their accuracies. Such comparison is not straightforward because these estimators differ in sample sizes and the way historical data is used, and these differences can have non-trivial effects on accuracies, as we will illustrate later.

3.2.1 The Optimal Estimator

One of the goals of this paper is to formally compare and characterize the integrated risks of different estimators. To do so, it is always helpful to understand the perfect benchmark first — the optimal estimator $\hat{\Theta}_y^*$ that has the minimal integrated risk $R(\hat{\Theta}_y^* | y_{[N]})$. Defining $M = \sum_{n=1}^N |y_n|$, let $Z \in \mathbb{R}_{\geq 0}^{M \times 1}$ be the vector consisting of the concatenated travel times across all the trips so that Z_i is the travel time for a single segment on a single trip. Let $u_i = s$ if the i^{th} entry in Z is a travel time on segment s . Let $w_i = n$ if the i^{th} entry in Z is a travel time from trip n . Thus, $Z_i = T'_{w_i, u_i}$, $\forall i \in \{1, \dots, M\}$. Let $U \in \{0, 1\}^{M \times |\mathcal{S}|}$ be a matrix with entries $U_{i,s} = \mathbf{1}\{u_i = s\}$. Define $\Phi \in \mathbb{R}^{M \times M}$ to be a matrix whose entries are

$$\Phi_{i,j} = \begin{cases} \sigma_{u_i, u_j}, & \text{if } w_i = w_j, \\ 0, & \text{otherwise.} \end{cases}$$

Notice that Φ is a block diagonal matrix with N total blocks, where the n^{th} diagonal block has dimension $|y_n| \times |y_n|$. Let $e \in \mathbb{1}^{|\mathcal{S}| \times 1}$ be a $|\mathcal{S}|$ -dimensional all-ones vector and $e_y \in \{0, 1\}^{|\mathcal{S}| \times 1}$ such that $e_{y,s} = 1$ if $s \in y$ and 0 otherwise. To simplify the notation, put $E_y = e_y e_y^\top$ and $Q = U^\top \Phi^{-1} U + \text{diag}((1/\tau^2)e)$.

Theorem 1 (OPTIMAL ESTIMATOR). *The following estimator $\hat{\Theta}_y^*$ of travel time on route y minimizes the integrated risk (2) among all possible estimators,*

$$\hat{\Theta}_y^* = e_y^\top Q^{-1} (U^\top \Phi^{-1} Z + (\mu/\tau^2)e). \quad (3)$$

Its integrated risk $R(\hat{\Theta}_y^ | y_{[N]})$ based on squared error is*

$$\text{tr}(\Phi^{-1} U Q^{-1} E_y Q^{-1} U^\top) + \text{tr}(\text{diag}(\tau^2 e) (E_y + U^\top \Phi^{-1} U Q^{-1} E_y Q^{-1} U^\top \Phi^{-1} U - 2E_y Q^{-1} U^\top \Phi^{-1} U)).$$

The first term is the expected variance, and the second term is the expected squared bias.

It is worth noting that equation (3) holds under any distributions of the segment travel times and any prior distribution for their means. Another interesting observation is that the minimum integrated risk does *not* depend on the prior mean μ . The proof of Theorem 1 is given in the appendix and relies on deriving the conditional mean $\mathbb{E} \left[\sum_{s \in y} \theta_s | \{\mathcal{T}_n\}_{n \in [N]} \right]$ of travel time on route y given historical trip data. It then uses the fact that the estimator minimizing the integrated risk based on squared error is the posterior mean (see, e.g., Berger 2013).

When segment travel times are independent across the road network, the form of the optimal estimator can be greatly simplified. Let $N_s := |\{y_n : s \in y_n, n \in [N]\}|$ denote the sample size of traversals on segment s in the historical data.

Corollary 1 (OPTIMAL ESTIMATOR UNDER INDEPENDENT SEGMENT TRAVEL TIMES). When $\sigma_{s,t} = 0$, $\forall s \neq t \in \mathcal{S}$, the optimal estimator takes the following form,

$$\hat{\Theta}_y^* = \sum_{s \in y} \left(\frac{\sigma_s^2}{N_s \tau^2 + \sigma_s^2} \cdot \mu + \frac{N_s \tau^2}{N_s \tau^2 + \sigma_s^2} \cdot \frac{\sum_{n: s \in y_n} T'_{n,s}}{N_s} \right).$$

This result says that in the independence case, the optimal estimator $\hat{\Theta}_y^*$ takes the form of a segment-based estimator, where the travel times on each segment are estimated by a weighted average of the sample mean $\sum_{n:s \in y_n} T'_{n,s}/N_s$ and the prior mean μ . The weight depends on the sample size N_s and variance parameters σ_s^2 and τ^2 . Intuitively, when the sample size N_s or prior variance τ^2 is high, the sample mean gains more weight — the optimal estimator weighs the historical observations more; on the other hand, when the variance of the segment travel time σ_s^2 is high, the optimal estimator relies more on the prior information.

When segment travel times are correlated over the road network, the form of the optimal estimator cannot be decomposed by segments, and computing the optimal estimator for a new route y uses *all* historical segment traversal data over the *entire* road network, regardless of being part of route y or not. Below is an example.

Example 2. Using the same setup in Example 1, we now compute the optimal estimator for travel time on route y , traversing through $(1,0) \rightarrow (1,1) \rightarrow (1,2)$. Take the example where $\mu = 1$, $\tau^2 = 0.2$ and where the covariance matrix has the structure $\Sigma = [\sigma_{s,t}]_{s,t \in \mathcal{S}} = e^{-\mathcal{L}}$. Let matrix \mathcal{L} be the normalized graph Laplacian of an undirected graph where each node in the graph is a segment in the 3×3 grid network in Figure 1, and an edge is created if two segments are directly connected. Precisely, let $\mathcal{L} = D^{-1/2}LD^{1/2}$ where D is the diagonal matrix of segment degrees, and $L = D - A$ is the graph Laplacian where A is the adjacency matrix. The covariance matrix is the matrix exponential $e^{-\mathcal{L}}$ which is often called the diffusion kernel. It models spatial decay of correlation among segment travel times. For this example, the optimal estimator $\hat{\Theta}_y^*$ based on (3) takes the form

$$\begin{aligned} \hat{\Theta}_y^* = & 0.211 \cdot T'_{1,(1,0) \rightarrow (1,1)} - 0.040 \cdot T'_{1,(1,1) \rightarrow (2,1)} + 0.002 \cdot T'_{1,(2,1) \rightarrow (3,1)} \\ & + 0.207 \cdot T'_{2,(1,1) \rightarrow (1,2)} - 0.003 \cdot T'_{2,(1,2) \rightarrow (2,2)} + 0.002 \cdot T'_{2,(2,2) \rightarrow (3,2)} \\ & + 0.210 \cdot T'_{3,(1,1) \rightarrow (1,2)} - 0.040 \cdot T'_{3,(1,2) \rightarrow (1,3)} + 0.002 \cdot T'_{3,(1,3) \rightarrow (2,3)} \\ & + 0.157 \cdot T'_{4,(1,0) \rightarrow (1,1)} + 0.156 \cdot T'_{4,(1,1) \rightarrow (1,2)} \\ & + 0.201 \cdot T'_{5,(1,0) \rightarrow (1,1)} - 0.010 \cdot T'_{5,(1,1) \rightarrow (0,1)} \\ & - 0.001 \cdot T'_{6,(1,3) \rightarrow (2,3)} + 0.000 \cdot T'_{6,(2,3) \rightarrow (3,3)} \\ & + 0.978. \end{aligned}$$

The optimal integrated risk $R(\hat{\Theta}_y^* | y_{[N]})$ based on squared error is then 0.172 (which is the sum of the expected variance 0.097 and the expected squared bias 0.075).

3.2.2 Segment-Based and Route-Based Estimators

As we mentioned above, the optimal estimator $\hat{\Theta}_y^*$ uses historical traversal data on segments that are not part of route y . Moreover, the traversal data on different segments cannot be easily aggregated to obtain the optimal estimator, since the weight of each historical observation is non-trivially determined by the correlation structure within the trip it belongs to. This makes the optimal estimator intractable to implement for large road networks, which typically consist of millions of road segments.

On the other hand, although being sub-optimal in general, the estimators mentioned in Example 1 are simple in nature and only use historical traversal data that is directly relevant to route y ; approaches like these are generally regarded as efficient and scalable methods and are practiced

widely in mapping services. It is of both practical and theoretical interest to compare their relative performance and benchmark them against the optimal estimator.

To do so, generalizing the discussions in Example 1 and Corollary 1, we first introduce a formal definition of the segment-based estimators considered in this paper.

Definition 1 (SEGMENT-BASED ESTIMATOR). A segment-based estimator $\hat{\Theta}_y^{(\text{seg})}$ takes the form

$$\hat{\Theta}_y^{(\text{seg})} := \sum_{s \in y} \hat{\theta}_s,$$

$$\hat{\theta}_s := (1 - \phi_s(N_s))\mu + \phi_s(N_s) \frac{\sum_{n: s \in y_n} T'_{n,s}}{N_s},$$

for some $\phi_s(N_s) : \mathbb{Z}_{\geq 0} \mapsto \mathbb{R}$ such that $\phi_s(0) = 0$ for all $s \in y$, and define $0/0 = 0$.

In other words, $\hat{\Theta}_y^{(\text{seg})}$ is the summation of segment-level estimators $\hat{\theta}_s$ that are constructed using a weighted average of the sample mean and the population mean of the prior distribution, where the weights $\{\phi_s(N_s)\}_{s \in y}$ are sample size dependent. One would typically expect the weights $\{\phi_s(N_s)\}_{s \in y} \in [0, 1]$ to converge to 1 as the sample size N_s grows to infinity. Such behavior ensures consistency of the estimator, i.e., $\hat{\theta}_s$ converges to θ_s almost surely as N_s tends to infinity. As an example, the optimal estimator under the independence case (Corollary 1) takes the form of $\phi_s(N_s) = \tau^2 N_s / (\tau^2 N_s + \sigma_s^2)$.

Generalizing Definition 1 by combining individual segments into super-segments, we have the following definition of the ud segment-based estimators. A super-segment S is a set of (usually connecting) distinct segments. Let \mathcal{S}_y denote a set of super-segments that constitutes route y , i.e., $\cup_{S \in \mathcal{S}_y} S = y$ and $S \cap T = \emptyset$ for any $S \neq T \in \mathcal{S}_y$. With a slight abuse of notation, let $N_S := |\{y_n : S \subset y_n, n \in [N]\}|$ be the sample size of traversals on super-segment S in the historical data.

Definition 2 (GENERALIZED SEGMENT-BASED ESTIMATOR). A generalized segment-based estimator $\hat{\Theta}_y^{(\text{g-seg})}$ takes the form

$$\hat{\Theta}_y^{(\text{g-seg})} := \sum_{S \in \mathcal{S}_y} \hat{\theta}_S,$$

$$\hat{\theta}_S := (1 - \phi_S(N_S))|S|\mu + \phi_S(N_S) \frac{\sum_{n: S \subset y_n} \sum_{s \in S} T'_{n,s}}{N_S},$$

for some \mathcal{S}_y , a set of super-segments constituting route y and some $\phi_S(N_S) : \mathbb{Z}_{\geq 0} \mapsto \mathbb{R}$ such that $\phi_S(0) = 0$ for all $S \in \mathcal{S}_y$, and define $0/0 = 0$.

Similarly to the segment-based estimator, $\{\phi_S(N_S)\}_{S \in \mathcal{S}_y} \in [0, 1]$ are expected to converge to 1 as the sample size N_S approaches infinity. When $\mathcal{S}_y = \{\{s\}\}_{s \in y}$, the generalized segment-based estimator based on \mathcal{S}_y reduces to the segment-based estimator in Definition 1.

We finally define a family of *route-based estimators* which uses route-level traversal data to estimate the travel time on a new route y . Let $\delta(y) \subset y_{[N]}$ denote a subset of historical routes which represents the neighborhood of route y . For example, $\delta(y)$ can be historical routes that share the same or similar origin and destination (but possibly with a different sequence of segments) as those of y . These neighboring routes are representative observations to estimate travel time on route y . Let $M_{\delta(y)} = \sum_{n=1}^N \mathbf{1}\{y_n \in \delta(y)\}$ be the sample size of route y 's neighborhood, and $|y|$ be the number of segments traversed on route y .

Definition 3 (ROUTE-BASED ESTIMATOR). A route-based estimator $\hat{\Theta}_y^{(\text{route})}$ takes the form

$$\hat{\Theta}_y^{(\text{route})} := (1 - \phi_{\delta(y)}(M_{\delta(y)}))|y|\mu + \phi_{\delta(y)}(M_{\delta(y)}) \frac{\sum_{n: y_n \in \delta(y)} \sum_{s \in y_n} T'_{n,s}}{M_{\delta(y)}},$$

for some neighborhood of route y , $\delta(y)$, and some $\phi_{\delta(y)}(M_{\delta(y)}) : \mathbb{Z}_{\geq 0} \mapsto \mathbb{R}$ such that $\phi_y(0) = 0$. Define $0/0 = 0$.

In words, $\hat{\Theta}_y^{(\text{route})}$ estimates travel time on route y by a weighted average of the sample mean of all observed travel times of the historical routes in $\delta(y)$, and the prior mean of travel time on route y , where the weight $\phi_{\delta(y)}(M_{\delta(y)})$ is sample size dependent.

We remark that the (generalized) segment-based and route-based estimators in Definitions 1, 2 and 3 mimic a wide range of estimators used in practice and prior literature. For example, the nearest-neighbor route-based approach used in Wang et al. [2016] considers a neighborhood $\delta(y)$ such that the Euclidean distances of both origins and destinations are within a threshold. Definitions 1 and 2 are also similar to the implementation of many modern mapping services like Google Maps (e.g., see the (super)-segment-based methods described in Derrow-Pinion et al. [2021]) and is also widely used as representative segment-based methods in the literature.

We now derive the integrated risks of these estimators. With a slight abuse of notation, let $N_s^{\delta(y)} := |\{y_n \in \delta(y) : s \in y_n\}|$ be the number of traversals on segment s from the historical routes in neighborhood $\delta(y)$. Note that $N_s^{\delta(y)}$ is defined for $s \notin y$ as well since routes in $\delta(y)$ can traverse segments that are not in y . Similarly, for a set of distinct segments S , let $N_S^{\delta(y)} := |\{y_n \in \delta(y) : S \subset y_n\}|$ denote the number of traversals on super-segments S from the historical routes in neighborhood $\delta(y)$. By definition, we have $N_S^{\delta(y)} \leq N_s^{\delta(y)} \leq M_{\delta(y)}$, for all super-segments S such that $s \in S$. Let $\mathcal{S}_{\delta(y)} = \cup_{y' \in \delta(y)} y'$ be the set of all segments traversed by the routes in the neighborhood $\delta(y)$. Finally, put $\bar{y}_{\delta(y)} = \sum_{y_n \in \delta(y)} |y_n|/M_{\delta(y)}$ to be the average number of segments traversed per route in the neighborhood $\delta(y)$. We now give the integrated risks $R(\hat{\Theta}_y^{(\text{g-seg})} | y_{[N]})$ and $R(\hat{\Theta}_y^{(\text{route})} | y_{[N]})$ conditional on historical routes $y_{[N]}$. Note that the integrated risk of the segment-based method $R(\hat{\Theta}_y^{(\text{seg})} | y_{[N]})$ is a special case of $R(\hat{\Theta}_y^{(\text{g-seg})} | y_{[N]})$ with $\mathcal{S}_y = \{\{s\}\}_{s \in y}$.

Proposition 1. For any route y , the integrated risks, conditional on the historical routes $y_{[N]}$, are

$$R\left(\hat{\Theta}_y^{(\text{g-seg})} \middle| y_{[N]}\right) = \sum_{S, T \in \mathcal{S}_y} \frac{N_{S \cup T}}{N_S N_T} \phi_S(N_S) \phi_T(N_T) \left(\sum_{s \in S, t \in T} \sigma_{s,t} \right) + \sum_{S \in \mathcal{S}_y} (1 - \phi_S(N_S))^2 |S| \tau^2, \quad (4)$$

$$\begin{aligned} R\left(\hat{\Theta}_y^{(\text{route})} \middle| y_{[N]}\right) &= \left(\frac{\phi_{\delta(y)}(M_{\delta(y)})}{M_{\delta(y)}} \right)^2 \left(\sum_{s, t \in \mathcal{S}_{\delta(y)}} N_{s \cup t}^{\delta(y)} \sigma_{s,t} \right) + (\phi_{\delta(y)}(M_{\delta(y)}) (\bar{y}_{\delta(y)} - |y|) \mu)^2 \\ &+ \sum_{s \in \mathcal{S}_{\delta(y)} \setminus y} \left(\phi_{\delta(y)}(M_{\delta(y)}) \frac{N_s^{\delta(y)}}{M_{\delta(y)}} \right)^2 \tau^2 + \sum_{s \in y} \left(1 - \phi_{\delta(y)}(M_{\delta(y)}) \frac{N_s^{\delta(y)}}{M_{\delta(y)}} \right)^2 \tau^2. \quad (5) \end{aligned}$$

The first and second terms in (4) correspond to the expected variance and squared bias of the generalized segment-based estimator, respectively. The expected squared bias comes from the shrinkage towards the prior mean $|S|\mu$ (can be different from the true means $\sum_{s \in S} \theta_s$), which goes down as $\phi_S(N_S)$ increases. The choice of $\phi_S(N_S)$ controls the bias-variance trade-off. Higher $\phi_S(N_S)$ (less shrinkage) leads to lower bias but introduces more variance as the estimator puts more weight on the information provided by the historical observations. Similarly, the first term in (5)

represents the expected variance of the route-based estimator, and the sum of the second, third, and fourth terms collectively represents the expected squared bias of the route-based estimator. Specifically, the second term represents the squared bias introduced by including routes in $\delta(y)$ that have more or fewer road segments than y . The third term accounts for the squared bias of using traversal data on segments that are not included in y . Finally, the fourth term calculates the amount of squared bias induced by the shrinkage towards the prior mean $|y|\mu$. In addition to $\phi_{\delta(y)}(M_{\delta(y)})$, the choice of neighborhood $\delta(y)$ also plays a significant role here. If $\delta(y)$ is chosen to include only routes that are very similar to y , in terms of the number of segments and the set of segments they traverse, $\bar{y}_{\delta(y)}$ will be close to $|y|$, and $N_s^{\delta(y)}/M_{\delta(y)}$ will be close to 1 for segments $s \in y$ and close to 0 for segments $s \notin y$. This will lead to a lower bias, but potentially a higher variance as the number of samples $M_{\delta(y)}$ will be smaller.

Based on the formulas of the integrated risks, we define the optimal generalized segment-based estimator $\hat{\Theta}_y^{*(\text{g-seg})}$ given \mathcal{S}_y as the one that minimizes the integrated risk (4) by picking the best forms of $\{\phi_S(N_S)\}_{S \in \mathcal{S}_y}$. Also, given a neighborhood $\delta(y)$, the optimal route-based estimator $\hat{\Theta}_y^{*(\text{route})}$ is defined to be the one that minimizes the integrated risk (5) by picking the best form of $\phi_{\delta(y)}(M_{\delta(y)})$. The next result characterizes the forms of $\hat{\Theta}_y^{*(\text{g-seg})}$ and $\hat{\Theta}_y^{*(\text{route})}$. Again, $\hat{\Theta}_y^{*(\text{seg})}$ is a special case of $\hat{\Theta}_y^{*(\text{g-seg})}$ with $\mathcal{S}_y = \{\{s\}\}_{s \in y}$.

Proposition 2. Given \mathcal{S}_y , the optimal generalized segment-based estimator $\hat{\Theta}_y^{*(\text{g-seg})}$ takes the following form:

$$\hat{\Theta}_y^{*(\text{g-seg})} := \sum_{S \in \mathcal{S}_y} \hat{\theta}_S, \quad \hat{\theta}_S := (1 - \phi_S^*(N_S))|S|\mu + \phi_S^*(N_S) \frac{\sum_{n: S \subset y_n} \sum_{s \in S} T'_{n,s}}{N_S}, \quad (6)$$

where $\{\phi_S^*(N_S)\}_{S \in \mathcal{S}_y}$ uniquely solves the linear system

$$\sum_{T \in \mathcal{S}_y} (N_{S \cup T} / (N_S N_T)) \phi_T^*(N_T) \left(\sum_{s \in S, t \in T} \sigma_{s,t} \right) + (\phi_S^*(N_S) - 1)|S|\tau^2 = 0, \quad \forall S \in \mathcal{S}_y. \quad (7)$$

On the other hand, the optimal route-based estimator $\hat{\Theta}_y^{*(\text{route})}$ has the following form:

$$\hat{\Theta}_y^{*(\text{route})} := (1 - \phi_{\delta(y)}^*(M_{\delta(y)}))|y|\mu + \phi_{\delta(y)}^*(M_{\delta(y)}) \frac{\sum_{n: y_n = y} \sum_{s \in y} T'_{n,s}}{M_{\delta(y)}}, \quad (8)$$

$$\phi_{\delta(y)}^*(M_{\delta(y)}) = \left(\sum_{s \in y} N_s^{\delta(y)} \right) \tau^2 / \left(\sum_{s \in S_{\delta(y)}} \frac{(N_s^{\delta(y)})^2}{M_{\delta(y)}} \tau^2 + \frac{\sum_{n: y_n \in \delta(y)} \sum_{s,t \in y_n} \sigma_{s,t}}{M_{\delta(y)}} + M_{\delta(y)} \mu^2 (\bar{y}_{\delta(y)} - |y|)^2 \right).$$

The following example illustrates the forms of these aforementioned estimators.

Example 3. Using the same setup in Example 1, we first compute the optimal segment-based estimator $\hat{\Theta}_y^{*(\text{seg})}$ for route y traversing through $(1,0) \rightarrow (1,1) \rightarrow (1,2)$. Note that the covariance matrix $e^{-\mathcal{L}}$ has all non-negative entries. $\hat{\Theta}_y^{*(\text{seg})}$ is obtained by solving

$$\sum_{t \in y} (N_{s \cup t} / (N_s N_t)) \phi_t^*(N_t) \sigma_{s,t} + (\phi_s^*(N_s) - 1)\tau^2 = 0, \quad \forall s \in y.$$

This gives,

$$\begin{aligned}\hat{\Theta}_y^{*(\text{seg})} = & 0.560 \cdot \frac{T'_{1,s_1} + T'_{4,s_1} + T'_{5,s_1}}{3} + 0.440 \cdot \mu \\ & + 0.562 \cdot \frac{T'_{2,s_2} + T'_{3,s_2} + T'_{4,s_2}}{3} + 0.438 \cdot \mu,\end{aligned}$$

with integrated risk 0.176 (expected variance 0.099 and expected squared bias 0.077).

The optimal generalized segment-based estimator $\hat{\Theta}_y^{*(\text{g-seg})}$ based on $\mathcal{S}_y = \{\{y\}\}$ is with $\phi_y^*(N_y) = N_y|y|\tau^2 / (N_y|y|\tau^2 + \sum_{s,t \in y} \sigma_{s,t})$. In this example, $N_y = 1$. This gives

$$\hat{\Theta}_y^{*(\text{g-seg})} = 0.267 \cdot (T'_{4,s_1} + T'_{4,s_2}) + 0.733 \cdot (2\mu),$$

with integrated risk 0.293 (expected variance 0.078 and expected squared bias 0.215).

Finally, consider the optimal route-based estimator $\hat{\Theta}_y^{*(\text{route})}$ based on $\delta(y)$ which includes all historical routes whose origin and destination are at almost one segment away from that of y . This includes trips \mathcal{T}_4 and \mathcal{T}_5 . Plugging into the formula in Proposition 2,

$$\hat{\Theta}_y^{*(\text{route})} = 0.372 \cdot \frac{(\sum_{s \in y} T'_{4,s} + \sum_{s \in y} T'_{5,s})}{2} + 0.628 \cdot (2\mu),$$

with integrated risk 0.288 (expected variance 0.070 and expected squared bias 0.218).

Our next result investigates the comparison of the integrated risks of these estimators, under a case where $\sigma_{s,t} \geq 0$ for all $s \neq t \in \mathcal{S}$, i.e., there exist only non-negative covariances in the road network. We first show that the optimal segment-based estimator $\hat{\Theta}_y^{*(\text{seg})}$ is more accurate than a wide variety of optimal route-based estimators $\hat{\Theta}_y^{*(\text{route})}$.

Theorem 2. *Suppose that $\sigma_{s,t} \geq 0$ for all $s, t \in \mathcal{S}$. Let $\hat{\Theta}_y^{*(\text{seg})}$ be the optimal segment-based estimator and let $\hat{\Theta}_y^{*(\text{route})}$ be the optimal route-based estimator with neighborhood $\delta(y)$ such that*

$$N_{s \cup t} N_s^{\delta(y)} N_t^{\delta(y)} \leq N_{s \cup t}^{\delta(y)} N_s N_t, \forall s, t \in y, \quad (9)$$

we have,

$$R\left(\hat{\Theta}_y^{*(\text{seg})} \mid y_{[N]}\right) \leq R\left(\hat{\Theta}_y^{*(\text{route})} \mid y_{[N]}\right),$$

for any set of historical routes $y_{[N]}$.

Condition (9) on the neighborhood of route-based estimators $\delta(y)$ is very mild — by re-arranging the term, we have

$$N_{s \cup t} / (N_s N_t) \leq N_{s \cup t}^{\delta(y)} / (N_s^{\delta(y)} N_t^{\delta(y)}), \forall s, t \in y.$$

One can effectively think of $N_{s \cup t}$, N_s , and N_t as the sample sizes under a neighborhood that includes *all* historical routes. In other words, condition (9) intuitively requires the chosen neighborhood $\delta(y)$ to concentrate more around the predicting route compared to a neighborhood which includes all routes — the ratio $N_{s \cup t}^{\delta(y)} / (N_s^{\delta(y)} N_t^{\delta(y)})$ gets larger as the neighborhood $\delta(y)$ concentrates around y . This is generally expected because as the neighborhood gets smaller, routes in $\delta(y)$ become more

similar to y . It then becomes more likely that a route in $\delta(y)$ traversing over segment $s \in y$ also traverses over segment $t \in y$. Another way to appreciate this intuition is to look at the other extreme — the smallest possible neighborhood $\delta(y) = \{y_n : y_n = y\}$ which only includes historical routes that are *exactly the same* as route y . Under such a neighborhood, we have $N_{s \cup t}^{\delta(y)} = N_s^{\delta(y)} = N_t^{\delta(y)}$. Now consider any neighborhood $\delta'(y) \supset \delta(y)$, we have

$$\frac{N_{s \cup t}^{\delta'(y)}}{N_s^{\delta'(y)} N_t^{\delta'(y)}} \leq \frac{N_{s \cup t}^{\delta(y)}}{N_s^{\delta(y)} N_t^{\delta(y)}} \iff N_{s \cup t}^{\delta'(y)} N_t^{\delta(y)} \leq N_s^{\delta'(y)} N_t^{\delta'(y)}, \forall s, t \in y.$$

The latter holds because $N_{s \cup t}^{\delta'(y)} \leq N_s^{\delta'(y)}$ and $N_t^{\delta(y)} \leq N_t^{\delta'(y)}$, $\forall s, t \in y$. In other words, enlarging the neighborhood from the smallest one $\delta(y) = \{y_n : y_n = y\}$ always decreases the ratio $N_{s \cup t}^{\delta(y)} / (N_s^{\delta(y)} N_t^{\delta(y)})$.

Recall that $\hat{\Theta}_y^{*(\text{route})}$ has a closed form (8). On the other hand, $\hat{\Theta}_y^{*(\text{seg})}$ does not generally have a closed form, and computing it requires solving a $|y| \times |y|$ linear system (7), and thus it is hard to directly compare $R(\hat{\Theta}_y^{*(\text{seg})} \mid y_{[N]})$ with $R(\hat{\Theta}_y^{*(\text{route})} \mid y_{[N]})$. The proof of Theorem 2 (in the Appendix) is by construction. We use the closed-form solution of $\phi_{\delta(y)}^*(\cdot)$ to construct a segment based estimator with $\phi_s(N_s) = \phi_{\delta(y)}^*(M_{\delta(y)}) \cdot (N_s^{\delta(y)} / M_{\delta(y)})$, $\forall s \in y$. We show that such a segment-based estimator produces a weakly lower integrated risk than that of $\hat{\Theta}_y^{*(\text{route})}$ under the neighborhood condition (9).

We now show that the non-negative covariance assumption in Theorem 2 is critical. When travel times on different road segments can potentially be negatively correlated, we show, with the following example, that the optimal segment-based estimator can produce a strictly higher integrated risk than the optimal route-based estimator with neighborhood $\delta(y) = \{y_n : y_n = y\}$.

Example 4. Using the same setup in Example 1, we now compare the integrated risk of $\hat{\Theta}_y^{*(\text{seg})}$ with that of $\hat{\Theta}_y^{*(\text{route})}$ with a neighborhood $\delta(y) = \{y_n : y_n = y\}$, under negative covariances. Suppose $\sigma_{s_1}^2 = \sigma_{s_2}^2 = 1$ and $\sigma_{s_1, s_2} = \sigma_{s_2, s_1} = -0.9$. Let $\tau^2 = 1$. In this case, the optimal segment-based estimator $\hat{\Theta}_y^{*(\text{seg})}$ takes the form

$$\begin{aligned} \hat{\Theta}_y^{*(\text{seg})} = & 0.811 \cdot \frac{T'_{1, s_1} + T'_{4, s_1} + T'_{5, s_1}}{3} + 0.189 \cdot \mu \\ & + 0.811 \cdot \frac{T'_{2, s_2} + T'_{3, s_2} + T'_{4, s_2}}{3} + 0.189 \cdot \mu, \end{aligned}$$

with integrated risk 0.378 (expected variance 0.307 and expected squared bias 0.071).

On the other hand, the optimal route-based estimator $\hat{\Theta}_y^{*(\text{route})}$ takes the form,

$$\hat{\Theta}_y^{*(\text{route})} = 0.909 \cdot (T'_{4, s_1} + T'_{4, s_2}) + 0.091 \cdot (2\mu),$$

with integrated risk 0.182 (expected variance 0.165 and expected squared bias 0.017).

The intuition behind the observation that negatively correlated segment travel time can benefit the route-based estimator is that route-level travel times can potentially *absorb* the variance of segment travel times by avoiding additional aggregation. This could sometimes create an edge over the segment-based estimator even when the route-based estimator uses fewer samples. In practice, empirical evidence often suggests that segment travel times between nearby segments are mostly non-negatively correlated. For example, a recent empirical study by Guo et al. [2020] reports that

relatively few nearby road segment pairs exhibit significantly negative correlation based on a data set with billions of location traces produced by more than 12,000 taxis in a Chinese megacity in the summer of 2017. Similar observations are reported in Woodard et al. [2017] using Seattle traffic data from Bing Maps.

Based on this observation in Example 4, it is reasonable to conjecture that when all the covariances are non-negative $\sigma_{s,t} \geq 0, \forall s, t \in \mathcal{S}$, the optimal segment-based estimator $\hat{\Theta}_y^{*(\text{seg})}$ has the minimum integrated risk among *all* generalized segment-based estimators $\hat{\Theta}_y^{*(\text{g-seg})}$. It appears at first glance that aggregating segment travel times into super-segment travel times in this case does not help reduce the overall variance of the estimator. Surprisingly, the next example shows that this might *not* be the case.

Example 5. Using the same setup in Example 1, we consider the optimal segment-based and generalized segment-based estimator for the travel time of a new route y traversing through $(1, 2) \rightarrow (1, 3) \rightarrow (2, 3) \rightarrow (3, 3)$. We call segment $(1, 2) \rightarrow (1, 3)$ to be s_3 , segment $(1, 3) \rightarrow (2, 3)$ to be s_4 and segment $(2, 3) \rightarrow (3, 3)$ to be s_5 . Consider $\sigma_{s_3}^2 = 0.1, \sigma_{s_4}^2 = 10, \sigma_{s_5}^2 = 10, \sigma_{s_3, s_4} = 1$, and $\sigma_{s_3, s_5} = \sigma_{s_4, s_5} = 0$. Let $\tau^2 = 1$. One can check that this is a valid covariance matrix. We first compute the optimal segment-based estimator $\hat{\Theta}_y^{*(\text{seg})}$, which takes the form

$$\begin{aligned} \hat{\Theta}_y^{*(\text{seg})} &= 0.866 \cdot T'_{3, s_3} + 0.134 \cdot \mu \\ &\quad + 0.094 \cdot \frac{T'_{3, s_4} + T'_{6, s_4}}{2} + 0.906 \cdot \mu \\ &\quad + 0.091 \cdot T'_{6, s_5} + 0.909 \cdot \mu. \end{aligned}$$

The integrated risk of $\hat{\Theta}_y^{*(\text{seg})}$ is 1.948 (expected variance 0.284 and expected squared bias 1.664).

Now consider the optimal generalized segment-based estimator $\hat{\Theta}_y^{*(\text{g-seg})}$ with $\mathcal{S}_y = \{\{s_3\}, \{s_4, s_5\}\}$. It takes the form

$$\begin{aligned} \hat{\Theta}_y^{*(\text{g-seg})} &= 0.909 \cdot T'_{3, s_3} + 0.091 \cdot \mu \\ &\quad + 0.091 \cdot (T'_{6, s_4} + T'_{6, s_5}) + 0.909 \cdot (2\mu). \end{aligned} \tag{10}$$

The integrated risk of $\hat{\Theta}_y^{*(\text{g-seg})}$ is 1.909 (expected variance 0.248 and expected squared bias 1.661).

The reason that the optimal segment-based estimator is not the best among all generalized segment-based estimators under non-negative covariances is quite subtle. In Example 5, the only pair of segments that are correlated are s_3 and s_4 with a positive covariance 1. Interestingly, merging s_4 and s_5 into a super-segment avoids increasing the variance of the estimator resulting from the positive covariance between a *different* pair of segments s_3 and s_4 . To see that, in the form of $\hat{\Theta}_y^{*(\text{g-seg})}$ (equation (10)), historical traversal data on segments s_3 and s_4 from trip \mathcal{T}_3 are not both used in the estimator because \mathcal{T}_3 does not traverse through all three segments s_3, s_4 and s_5 . In other words, merging segments into super-segments sometimes breaks the dependency of two segments within a different super-segment. This is achieved by creating a higher barrier for the historical traversals on these segments within the same trip to be included in the estimator.

Nevertheless, we have the following proposition when the optimal generalized segment-based estimator uses the entire route y as a super-segment, i.e., $\mathcal{S}_y = \{\{y\}\}$, and the optimal route-based estimator $\hat{\Theta}_y^{*(\text{route})}$ uses the neighborhood $\delta(y) = \{y_n : y_n = y\}$ that contains the exact same route as y in the historical data. There is a (subtle) difference between these two estimators. The former includes all traversals that go through y . These could come from historical routes that have very

different origins and destinations from those of route y . On the other hand, the latter only includes historical routes that share the exact same route as y including its origin and destination.

Proposition 3. Suppose that $\sigma_{s,t} \geq 0$ for all $s, t \in y$. Let $\hat{\Theta}_y^{*(\text{seg})}$ be the optimal segment-based estimator, $\hat{\Theta}_y^{*(\text{g-seg})}$ be the optimal generalized segment-based estimator with $\mathcal{S}_y = \{\{y\}\}$, and $\hat{\Theta}_y^{*(\text{route})}$ be the optimal route-based estimator with neighborhood $\delta(y) = \{y_n : y_n = y\}$,

$$R\left(\hat{\Theta}_y^{*(\text{seg})} \mid y_{[N]}\right) \leq R\left(\hat{\Theta}_y^{*(\text{g-seg})} \mid y_{[N]}\right) \leq R\left(\hat{\Theta}_y^{*(\text{route})} \mid y_{[N]}\right),$$

for any set of historical routes $y_{[N]}$.

The proof of the first inequality uses a similar construction technique as those in the proof of Theorem 2. In particular, we use the closed form $\phi_y^*(\cdot)$ of $\hat{\Theta}_y^{*(\text{g-seg})}$ with $\mathcal{S}_y = \{\{y\}\}$ to construct a segment-based estimator with $\phi_s(N_s) = \phi_y^*(N_y)$, $\forall s \in y$, and show that such a segment-based estimator possesses a lower integrated risk than that of $\hat{\Theta}_y^{*(\text{g-seg})}$. The second inequality uses the observation that $N_y \geq M_{\delta(y)}$ and the optimal risk decreases with sample size because both $\hat{\Theta}_y^{*(\text{route})}$ and $\hat{\Theta}_y^{*(\text{g-seg})}$ have the same functional forms of $\phi_{\delta(y)}^*(\cdot)$ and $\phi_y^*(\cdot)$ in this case. Note that $R(\hat{\Theta}_y^{*(\text{seg})} \mid y_{[N]}) \leq R(\hat{\Theta}_y^{*(\text{route})} \mid y_{[N]})$ also follows directly from Theorem 2 as the neighborhood $\delta(y) = \{y_n : y_n = y\}$ satisfies condition (9).

We conclude this section by commenting that although Theorem 2 and Proposition 3 give some evidence in terms of the superiority of the optimal segment-based estimator, Examples 4 and 5 also point out that there are cases where the comparisons are not clean. To garner more insights, in the next section, we are going to analyze an *asymptotic* setting where the number of observations grows with the size of the road network. We are going to compare these estimators in terms of how their integrated risks scale with the road network size. Because we are mainly interested in comparing the rates of these scalings, this leaves us room to relax many assumptions we need for Theorem 2 and Proposition 3 and reach more general results.

4 Asymptotic Analysis

In this section, we analyze the statistical efficiency of the estimators in the asymptotic limit as both the size of the road network and the number of past trips increase.² As we mentioned, one benefit of the asymptotic analysis is to compare these estimators under much more relaxed assumptions or enable comparisons that are not able to be done before. We start by pointing out that the optimal segment-based estimator $\hat{\Theta}_y^{*(\text{seg})}$ defined in (6) requires inverting a $|y| \times |y|$ matrix which could be computationally intensive for real-time implementation on large-scale road networks. Moreover, it also requires explicit knowledge of the covariance structures among each pair of road segments $\sigma_{s,t}$, which can be hard to precisely estimate in practice. Our goal in this section is to see if a similar (or stronger) result as Theorem 2 or Proposition 3 holds in an asymptotic limit with a class of *much simpler* segment-based estimators. These simple segment-based estimators are tractable to compute for large road networks and do not require any knowledge of the covariance structures. In addition, we aim to generalize our result to a case where there exist *negative* correlations among

²One can also consider the context of a fixed size road network, and analyze the efficiency as the number of trips $N \rightarrow \infty$. This is less informative because nearly all reasonable approaches have the same asymptotic rate as a function of N , but with very large (and meaningful) differences in their constants.

segment travel times. Finally, the asymptotic analysis also enables us to compare the segment-based estimators with generalized segment-based estimators, which we are not able to do in the finite-sample case.

A few remarks on the notation used in this section: for two functions $f(p)$ and $g(p) > 0$, we write $f(p) = \mathcal{O}(g(p))$ (or $f(p) = \Omega(g(p))$) if there exists a constant c_1 and a constant p_1 such that $f(p) \leq c_1 g(p)$ (or $f(p) \geq c_1 g(p)$) for all $p \geq p_1$; we write $f(p) = o(g(p))$ (or $f(p) = \omega(g(p))$) if $\lim_{p \rightarrow \infty} f(p)/g(p) = 0$ (or $\lim_{p \rightarrow \infty} f(p)/g(p) = +\infty$). In addition, we write $f(p) \gtrsim g(p)$ (or $f(p) \lesssim g(p)$) if there is a universal constant $c > 0$ such that $f(p) \geq c g(p)$ (or $f(p) \leq c g(p)$) for all $p \geq 1$. If $f(p) \lesssim g(p)$ and $f(p) \gtrsim g(p)$, we define $f(p) \simeq g(p)$.

We first introduce our asymptotic setting. Consider a road network indexed by a size $p \in \mathbb{N}$, with a set of vertices (intersections) \mathcal{V}_p and a set of edges (road segments) \mathcal{S}_p . An example road network is the grid network where p represents the size of the grid. For a grid network with size p , $|\mathcal{S}_p| = |\mathcal{V}_p| \simeq p^2$. Let \mathcal{Y}_p be the set of all possible routes in the road network of size p . We assume that any route $y \in \mathcal{Y}_p$ contains at least one road segment, $|y| \geq 1$. We assume that the number of trips N in the training data grows with p , such that $N \rightarrow \infty$ as $p \rightarrow \infty$, although this is not strictly required for any of the following results. In addition,

Assumption 2. Assume that:

1. For each road network with size p , the historical routes $Y_{p,[N]}$ in the training data as well as the predicting route Y_p are drawn independently according to some probability distribution μ_p over \mathcal{Y}_p .
2. The covariance matrix $\Sigma_p = [\sigma_{s,t}]_{s,t \in \mathcal{S}_p}$ and its corresponding precision matrix $\Psi_p = \Sigma_p^{-1} = [\psi_{s,t}]_{s,t \in \mathcal{S}_p}$ under network size p satisfy $\sum_{t \in \mathcal{S}_p} |\sigma_{s,t}| = \mathcal{O}(1)$ and $\sum_{t \in \mathcal{S}_p} |\psi_{s,t}| = \mathcal{O}(1)$, $\forall s \in \mathcal{S}_p$. Moreover, there exists some $\sigma_{\min} > 0$ such that for any route $y_p \in \mathcal{Y}_p$, $\sum_{s,t \in y_p} \sigma_{s,t} \geq \sigma_{\min}$.

Assumption 2.1 introduces a route distribution μ_p for each size of the road network, from which historical routes and predicting routes are sampled. Note that $Y_{p,[N]}$ and Y_p are capitalized because they are random variables in this setting. Assumption 2.2 is a mild and justifiable assumption since spatial decay in the correlation of segment travel times is widely observed in empirical studies — the correlation between two road segments decays as the distance between the two segments increases (see e.g., Bernard et al. [2006], Rachtan et al. [2013], Guo et al. [2020]). Assumption 2.2 further implies that the sum of all the (co)variance components in the road network grows at most linearly to the total number of segments, $\sum_{s,t \in \mathcal{S}_p} \sigma_{s,t} \leq \sum_{s,t \in \mathcal{S}_p} |\sigma_{s,t}| = \mathcal{O}(|\mathcal{S}_p|)$.

Similarly to Section 3, we compare the accuracy of different estimators using integrated risk. To obtain our results in this asymptotic setting where routes are randomly sampled, we slightly alter the definition of the integrated risk used in Section 3. Specifically, for a given road network of size p , we leverage Assumption 2 to integrate the risk over the distribution of historical routes $Y_{p,[N]}$ and predicting route Y_p . This yields the following definition of integrated risk:

$$R(\hat{\Theta}_{Y_p}) := \mathbb{E} \left[\left(\hat{\Theta}_{Y_p} - \Theta_{Y_p} \right)^2 \right], \quad (11)$$

where the expectation is now taken with respect to (1) the distribution over the historical routes $Y_{p,[N]}$, (2) the predicting route Y_p , in addition to (3) the adjusted travel times $\{T'_{n,s}\}_{n \in [N], s \in Y_{p,n}}$ and (4) the prior distribution on $\{\theta_s\}_{s \in \mathcal{S}_p}$.

The key quantities determining the integrated risks of these estimators are the rates at which training data accumulates on particular road segments or on particular routes. Under a road

network with size p , we let $q_s := \mathbb{P}[s \in Y_p]$ denote the probability that a specific road segment s is traversed by a randomly generated route $Y_p \sim \mu_p$. Similarly, given any route y , we define $q_{\delta(y)} := \mathbb{P}[Y_p \in \delta(y)]$ as the probability that a randomly sampled route belongs to the neighborhood $\delta(y)$ of a given route y . With a slight abuse of notation, we further let $q_\delta := \mathbb{P}_{Y'_p \sim \mu_p, Y_p \sim \mu_p}[Y'_p \in \delta(Y_p)] = \sum_{y \in \mathcal{Y}_p} q_{\delta(y)} \mathbb{P}[Y_p = y]$. The quantity q_δ marginalizes over the distribution of the predicting route y and is the probability that a randomly sampled route Y'_p belongs to the neighborhood of another independently sampled route Y_p . Intuitively, q_δ measures the rate at which the neighborhood of any randomly sampled predicting route accumulates training data.

Our results will compare the asymptotic integrated risk of travel time estimators $R(\hat{\Theta}_{Y_p})$ as $p \rightarrow \infty$ (and $N \rightarrow \infty$). In our first asymptotic result below, we compare a large family of simple segment-based estimators $\hat{\Theta}_y^{(\text{seg})}$ to the optimal route-based estimators $\hat{\Theta}_y^{*(\text{route})}$. This family of simple segment-based estimators only requires that $\phi_s(N_s)$ approaches 1 quickly enough (specifically, that $\phi_s(N_s) = 1 - \mathcal{O}(1/\sqrt{N_s})$), and the knowledge of the prior mean μ , which is much easier to estimate compared to the covariance structure Σ_p . We give conditions under which this family of simple segment-based estimators is (much) more accurate when the size of the road network gets larger. This automatically implies that the optimal segment-based estimator also dominates the optimal route-based estimator, under the same set of conditions. We provide this result without restricting to non-negative covariances, as required in Theorem 2.

Theorem 3. *For any segment-based estimator $\hat{\Theta}_y^{(\text{seg})}$ with $\phi_s(N_s) = 1 - \mathcal{O}(1/\sqrt{N_s}) \forall s \in S_p$, and any optimal route-based estimator $\hat{\Theta}_y^{*(\text{route})}$ with neighborhood $\delta(\cdot)$ and route distribution μ_p such that $q_\delta = o(1/|S_p|)$,*

$$\lim_{p \rightarrow \infty} \frac{R\left(\hat{\Theta}_{Y_p}^{(\text{seg})}\right)}{R\left(\hat{\Theta}_{Y_p}^{*(\text{route})}\right)} = 0.$$

In addition, $R(\hat{\Theta}_{Y_p}^{(\text{seg})}) = \mathcal{O}(|S_p|/N)$ while $R(\hat{\Theta}_{Y_p}^{(\text{route})}) = \Omega(1/(Nq_\delta))$.*

Theorem 3 characterizes conditions under which a wide class of simple segment-based estimators dominates the optimal route-based estimator with a neighborhood such that the probability of any route within the neighborhood of a randomly sampled route being sampled scales as $o(1/|S_p|)$. We will give more explanation to this scaling under a grid network example in Section 4.1. It is interesting to note that Theorem 3 does not require any conditions on q_s . In the proof of Theorem 3, we lower bound the integrated risk of the optimal route-based estimator $R(\hat{\Theta}_{Y_p}^{*(\text{route})})$ by assuming that there is no additional bias introduced by including historical trips whose routes are not exactly the same as y into the neighborhood $\delta(y)$.

The family of segment-based estimators considered in Theorem 3 includes, for example, the optimal estimator under independent segment travel times in Corollary 1, $\phi_s(N_s) = N_s \tau^2 / (N_s \tau^2 + \sigma_s^2)$. It is interesting to note that the rate requirement in Theorem 3 gives some leeway in the sense that $\phi_s(N_s)$ can approach 1 more slowly than what is required in the optimal estimator for the independent case. This family of segment-based estimators also includes other simple forms without any knowledge of the variance parameters, e.g., $\phi_s(N_s) = N_s / (N_s + \lambda)$, for any $\lambda > 0$; or some threshold-based structure such as $\phi_s(N_s) = 1$ if $N_s \geq c$ with some constant $c > 0$ and $\phi_s(N_s) = 0$ otherwise. The former choice of $\phi_s(N_s)$ can be interpreted as an estimator $\hat{\Theta}_y$ minimizing penalized squared-error loss: $\min_{\hat{\theta}_s} \sum_{n: s \in y_n} (\hat{\theta}_s - T'_{n,s})^2 + \lambda (\hat{\theta}_s - \mu)^2$ where $\lambda > 0$ is the regularizing parameter; and the latter choice of $\phi_s(N_s)$ can be thought of as a simple fallback logic — predict the segment travel time using the sample average if sample size exceeds a threshold or using the prior mean μ

if there is not enough data. The simpler forms of $\phi_s(N_s)$ enhance the relevance of this result since, in practice, mapping services do not have access to the “optimal” form $\phi_s^*(N_s)$ and the choice of $\phi_s(N_s)$ is often tuned through cross-validation. We also want to point out that Theorem 3 does *not* require any minimum data growth rate on N as a function of p , which suggests that the result holds even under data-sparse settings.

4.1 An Example with Grid Networks

To illustrate the condition of data accumulation rates in Theorem 3, we next show that it holds under mild conditions for a grid road network with a popular construction of neighborhood $\delta(\cdot)$ — routes that are similar in both origin and destination.

Let $x = (i, j) \in \mathcal{V}_p$ for $\mathcal{V}_p = \{0, \dots, p\}^2$ denote a vertex on the grid (a possible start or end point of a route), and $s \in \mathcal{S}_p$ denote a road segment, i.e., a directed edge between adjacent vertices. We define the route distribution μ_p under grid size p by assuming that the trip’s origin $x_1 = (i_1, j_1)$ and destination $x_2 = (i_2, j_2)$ are drawn independently from the following probability distribution over vertices:

$$\mathbb{P}[X = (i, j)] = \prod_{k \in \{i, j\}} \binom{p}{k} \frac{B(\alpha + k, \alpha + p - k)}{B(\alpha, \alpha)},$$

where $0 < \alpha \leq 1$ and $B(\cdot, \cdot)$ denotes the beta function.³ In other words, the east-west and north-south coordinates of the origin and destination are independently sampled from a *symmetric beta-binomial distribution*. When $\alpha < 1$, this distribution has a “horseshoe” shape, with a high probability at the edges of the grid and a low probability in the center. For $\alpha = 1$, this is just the uniform distribution over \mathcal{V}_p . As α decreases, the distribution more heavily weighs the locations near the four corners of the grid.

The first lemma below bounds the probability that a specific origin or destination is chosen on the grid.

Lemma 1. With $0 < \alpha \leq 1$,

$$p^{-2} \lesssim \mathbb{P}[X = (i, j)] \lesssim p^{-2\alpha}, \quad \forall (i, j) \in \mathcal{V}_p.$$

These bounds are tight. As we will show in the proof, at the four corners, $\mathbb{P}[X = (0, p)] = \mathbb{P}[X = (p, 0)] = \mathbb{P}[X = (0, 0)] = \mathbb{P}[X = (p, p)] \simeq p^{-2\alpha}$, while at the center of the grid we have $\mathbb{P}[X = ([p/2], [p/2])] \simeq p^{-2}$. With this lemma, we now give another result that characterizes the rate of q_δ , the probability that a randomly sampled route belongs to the neighborhood of another independently sampled route. In particular, we consider a neighborhood $\delta^{\text{od}}(\cdot)$ that includes all historical routes whose origins and destinations are close to those of the predicting route respectively. We define $x_1(y_p)$ and $x_2(y_p)$ as the origin and destination of route y_p . Construct $\delta^{\text{od}}(y_p) = \{y \in \mathcal{Y}_p : \|x_1(y), x_1(y_p)\|_1 \leq c, \|x_2(y), x_2(y_p)\|_1 \leq c\}$ for some fixed constant $c > 0$ that does *not* depend on p .

Proposition 4. Consider a route neighborhood $\delta^{\text{od}}(\cdot)$ that includes routes with similar origin and destination as those of the predicting route,

$$q_{\delta^{\text{od}}} = \mathbb{P}_{Y'_p \sim \mu_p, Y_p \sim \mu_p} [Y'_p \in \delta^{\text{od}}(Y_p)] = \sum_{y \in \mathcal{Y}_p} q_{\delta^{\text{od}}}(y) \cdot \mathbb{P}[Y_p = y] \simeq \begin{cases} p^{-4}, & 1/2 < \alpha \leq 1, \\ p^{-8\alpha}, & 0 < \alpha \leq 1/2. \end{cases}$$

³The case of $\alpha > 1$ is less interesting as origins and destinations concentrate within the center of the grid, and so trips do not fully utilize the entire p by p grid. This case can somewhat be captured by a grid with a smaller size.

Combining Proposition 4 and the observation that $|\mathcal{S}_p| = 2p(p + 1)$, we have the following corollary as a consequence of Theorem 3.

Corollary 2. Consider an optimal route-based estimator $\hat{\Theta}_y^{*(\text{route})}$ based on a route neighborhood $\delta^{\text{od}}(\cdot)$ with similar origin and destination as the those of the predicting route, if $1/4 < \alpha \leq 1$,

$$\lim_{p \rightarrow \infty} \frac{R\left(\hat{\Theta}_{Y_p}^{(\text{seg})}\right)}{R\left(\hat{\Theta}_{Y_p}^{*(\text{route})}\right)} = 0,$$

for any segment-based estimator $\hat{\Theta}_y^{(\text{seg})}$ with $\phi_s(N_s) = 1 - \mathcal{O}(1/\sqrt{N_s})$, $\forall s \in \mathcal{S}_p$. In addition,

$$R(\hat{\Theta}_{Y_p}^{(\text{seg})}) = \mathcal{O}(p^2/N), \quad R(\hat{\Theta}_{Y_p}^{*(\text{route})}) = \begin{cases} \Omega(p^4/N), & 1/2 < \alpha \leq 1, \\ \Omega(p^{8\alpha}/N), & 0 < \alpha \leq 1/2. \end{cases}$$

This corollary suggests that when the distributions of the route origins and destinations are not overly concentrated, the optimal route-based estimator is dominated by a class of simple segment-based estimators. When origins and destinations of the routes are too concentrated, historical and predicting routes tend to be very similar — in the extreme case where $\alpha \rightarrow 0^+$, all origins and destinations are concentrated at the four corners of the grid so that there are only 16 types of routes in the data where each type of the route goes from one corner of the grid to another. This can give a route-based estimator some advantages. The requirement $1/4 < \alpha \leq 1$ ensures that there is some dispersion among historical routes. This range is quite generous — when $\alpha = 1/4$, for a 10×10 grid, the probability of sampling route origins or destinations at the corners is over 50 times higher than the center of the grid, and this gap increases as the grid size increases.

4.1.1 Asymptotic Optimality of the Segment-Based Estimators

We now provide an asymptotic optimality result for the segment-based estimators $\hat{\Theta}_{Y_p}^{(\text{seg})}$ by directly comparing it to the optimal estimator $\hat{\Theta}_{Y_p}^*$ characterized in Theorem 1. To do so, we first specify the route distribution μ_p . Conditional on the origin and destination $x_1 = (i_1, j_1)$ and $x_2 = (i_2, j_2)$, we sample the route Y_p uniformly from the set of all routes in \mathcal{Y}_p that *minimize both the number of traversals and turns* from x_1 to x_2 , i.e., that have length equal to the grid distance $\|x_1 - x_2\|_1 = |i_1 - i_2| + |j_1 - j_2|$ and the minimum number of turns. Figure 2 below illustrates the route distribution given specific origin x_1 and destination x_2 . On the left of Figure 2, there is only one possible route between them, while on the right of Figure 2, there are two possible routes, each with probability 0.5 being sampled. Although somewhat simplified, this route distribution μ_p biases towards route-based (and generalized segment-based) estimators as it significantly limits the set of possible routes \mathcal{Y}_p and increases the sample size of each possible route $y \in \mathcal{Y}_p$. In other words, for segment-based estimators, having good relative performance under such a route distribution μ_p likely implies good relative performance under other route distributions.

Under this route distribution μ_p , we now give bounds on the probability that a road segment s is traversed.

Proposition 5. Let $Y_p \sim \mu_p$. For any road segment $s \in \mathcal{S}_p$ in the grid,

$$p^{-1-\alpha} \lesssim q_s = \mathbb{P}[s \in Y_p] \lesssim p^{-\alpha}.$$

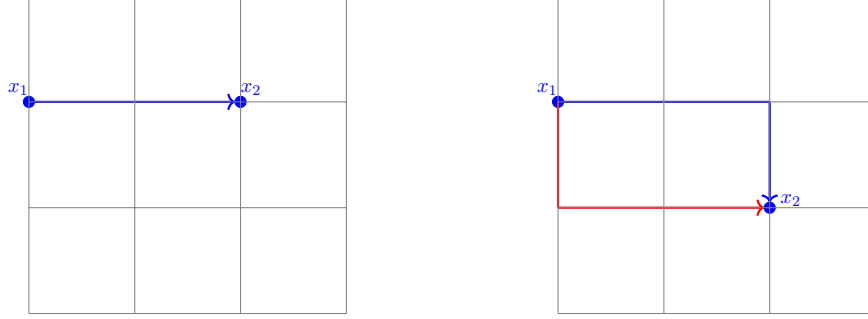


Figure 2: Examples of the route distribution μ_p conditional on origin x_1 and destination x_2 .

Figure 3 illustrates the result whose proof is provided in the appendix. For segments with horizontal orientation, the segments that accumulate the most amount of data are at the center of the upper and lower boundaries. On the other hand, the segments that accumulate the least amount of data lie at the center of the left and right boundaries. The data accumulation rates on segments with vertical orientation can be obtained by symmetry.

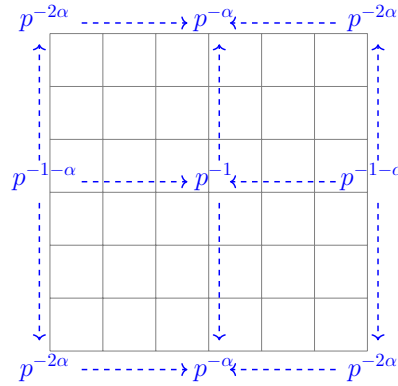


Figure 3: Data accumulation rates of traversals on segments with horizontal movements in a grid. The dashed arrows represent directions toward which the data accumulation rates over the segment increase.

Using this result of segment data accumulation rates, we now give the main result of the paper. We show that the same class of simple segment-based estimators considered in Theorem 3 is *asymptotically optimal up to a logarithmic factor*, when the route distribution is not overly concentrated and historical data is not overly sparse. Precisely, we compare its integrated risk with that of the optimal estimator $\hat{\Theta}_y^*$ and show that, in the asymptotic limit, the ratio of the risks can be upper bounded by a small logarithmic factor $\mathcal{O}(\log(p))$. Such comparison is highly non-trivial as we neither have a closed-form formula for the optimal estimator $\hat{\Theta}_{Y_p}^*$, nor for its risk. We thus compare $R(\hat{\Theta}_{Y_p}^{(\text{seg})})$ to a more tractable lower bound of the optimal risk $R(\hat{\Theta}_{Y_p}^*)$. This lower bound is obtained by adapting the Bayesian Cramér-Rao bound [Gill and Levit, 1995] through the van Trees inequality [van Trees, 2004], a Bayesian analog of the information inequality. The proof uses Gaussian priors and posteriors to obtain explicit closed-form bounds and extends the original proof to a case with unbounded support for the prior distributions. We formally present the lower bound below.

Lemma 2 (INFORMATION-THEORETIC LOWER BOUND). Given a set of historical routes $y_{[N]}$ and the predicting route y ,

$$R\left(\hat{\Theta}_y^* \mid y_{[N]}\right) \geq \frac{|y|^2}{\sum_{s,t \in y} N_{s \cup t} \psi_{s,t} + |y|/\tau^2}, \quad (12)$$

where $\psi_{s,t}$ is the $(s,t)^{\text{th}}$ element in the precision matrix of the segment travel times Ψ .

Taking the expectation over the historical routes $Y_{p,[N]}$ and the predicting route Y_p , we let $R_{\text{LB}}(\hat{\Theta}_{Y_p}^*) = \mathbb{E}[R(\hat{\Theta}_{Y_p}^* \mid Y_{p,[N]})]$. We now state the main result of the paper regarding the optimality of a class of simple segment-based estimators $\hat{\Theta}_y^{(\text{seg})}$.

Theorem 4 (ASYMPTOTIC OPTIMALITY OF SEGMENT-BASED ESTIMATORS). *When $1/2 \leq \alpha \leq 1$ and $N = \omega(p)$,*

$$\frac{R\left(\hat{\Theta}_{Y_p}^{(\text{seg})}\right)}{R\left(\hat{\Theta}_{Y_p}^*\right)} \leq \frac{R\left(\hat{\Theta}_{Y_p}^{(\text{seg})}\right)}{R_{\text{LB}}\left(\hat{\Theta}_{Y_p}^*\right)} = \mathcal{O}(\log(p)),$$

for any segment-based estimator with $\phi_s(N_s) = 1 - \mathcal{O}(1/\sqrt{N_s})$, $\forall s \in \mathcal{S}_p$.

In the proof, we upper bound $R(\hat{\Theta}_{Y_p}^{(\text{seg})})$ by $\mathcal{O}(p^2/N)$ as stated in Corollary 2 and construct a lower bound on $R_{\text{LB}}(\hat{\Theta}_{Y_p}^*)$ using (12) and the data accumulation rates on road segments in Proposition 5. Theorem 4 has strong practical implications. It says that although improvement can be made in some cases over simple segment-based estimators by, for example, using a route-based method (Example 4) or combining segments into super-segments (Example 5), their benefits are limited and in the asymptotic limit where grid size and sample size grow, these benefits can only make a difference up to a logarithmic factor. This gives reassurance that maintaining a segment-based travel time prediction architecture achieves most of the accuracy of the optimal estimator.

Similar to Theorem 3, Theorem 4 does require some conditions to make sure that historical routes are diverse enough. The condition $1/2 \leq \alpha \leq 1$ is stricter than the one required in Theorem 3 but still quite generous — when $\alpha = 1/2$, for a 10×10 grid, the probability of sampling route origins or destinations at the corners is more than 8 times higher than in the center of the grid and this gap again increases as the grid size increases. In addition, Theorem 3 also requires the data growth rate to be at least $N = \omega(p)$. This turns out to be a very mild condition as we show below that for any slower data growth rate $N = \mathcal{O}(p)$, *no* estimator can be consistent in the sense that the asymptotic risk tends to zero.

Proposition 6. When the data growth rate $N = \mathcal{O}(p)$,

$$\liminf_{p \rightarrow \infty} R\left(\hat{\Theta}_Y\right) > 0$$

for any estimator $\hat{\Theta}_Y$.

The proof of this result again exploits the information-theoretic lower bound in Lemma 2, showing that this lower bound cannot shrink to zero for any data growth rate $N = \mathcal{O}(p)$.

4.1.2 Numerical Examples

We now numerically demonstrate the accuracy of different estimators based on representative correlation structures used for travel times on road networks. The goal of these numerical examples is twofold. First, they contextualize the asymptotic results presented in previous subsections. In particular, Theorem 4 bounds the performance of the simple segment-based estimators $R(\hat{\Theta}_{Y_p}^{(\text{seg})})$ by comparing it against the information-theoretic lower bound $R_{\text{LB}}(\hat{\Theta}_{Y_p}^*)$; it's informative to compare it against the actual optimal risk $R(\Theta_{Y_p}^*)$ in simulations. Second, the numerics also help to check the robustness of our results when some of the conditions are violated.

Experimental Setup. We construct $p \times p$ grid networks where $p \in \{10, 15, 20, 25, 30\}$. For each grid size p , we consider different sample sizes of historical routes $N = p, p^2, p^3$, and p^4 . Each historical route is generated from a route distribution μ_p as detailed at the beginning of Section 4.1. We consider two route distributions: one with $\alpha = 1.0$, which leads to origins and destinations being generated uniformly on the grid; the other with $\alpha = 0.3$, in which origins and destinations are more concentrated on the four corners of the grid. Similar to Example 2, the covariance matrix of segment travel times is taken to be the matrix exponential $e^{-\mathcal{L}}$. The matrix $\mathcal{L} = D^{-1/2}LD^{1/2}$ is the normalized Laplacian of the grid network where D is the diagonal matrix of segment degrees, A is the adjacency matrix of the grid network and $L = D - A$ is the graph Laplacian. This is also called the diffusion kernel. It models spatial decay of correlation among segment travel times. Note that this covariance structure also satisfies Assumption 2.2. In Appendix C, we report additional numerical experiments under other covariance structures that violate Assumption 2.2. We set the prior variance of the means of segment travel times to be $\tau^2 = 0.5$, which is similar to the variances of the segment travel times σ_s^2 .

For each grid size $p \in \{10, 15, 20, 25, 30\}$ and taking the parameter of the route distribution to be $\alpha \in \{0.3, 1.0\}$, we generate 100 predicting routes and report the average integrated risk of these predicting routes for the following two prediction methods.

1. Simple segment-based method $\hat{\Theta}_y^{(\text{simple-seg})}$,

$$\hat{\Theta}_y^{(\text{simple-seg})} := \sum_{s \in y} \hat{\theta}_s, \quad \hat{\theta}_s = (1 - \phi_s(N_s))\mu + \phi_s(N_s) \frac{\sum_{n: s \in y_n} T_{n,s}'}{N_s},$$

where $\phi_s(N_s) = N_s/(N_s + 1)$.

2. Optimal route-based method $\hat{\Theta}_y^{*(\text{route})}$ based on (8) with neighborhood $\delta(y) = \{y_n : x_1(y_n) = x_1(y), x_2(y_n) = x_2(y)\}$ that includes all historical routes sharing the same origin and destination with predicting route y .

Figures 4 and 5 report the average integrated risks (in logarithmic scale) of the two methods $R(\hat{\Theta}_y^{(\text{simple-seg})} | y_{[N]})$ and $R(\hat{\Theta}_y^{*(\text{route})} | y_{[N]})$ over the corresponding 100 predicting routes, under different sample sizes as the grid size p increases. Figure 4 depicts results under a route distribution with $\alpha = 0.3$ while Figure 5 depicts results under $\alpha = 1.0$. These numerical findings match with our theoretical results — the increasing difference between the two curves suggests the ratio of the two risks $R(\hat{\Theta}_y^{(\text{simple-seg})} | y_{[N]})/R(\hat{\Theta}_y^{*(\text{route})} | y_{[N]})$ decreases. The average risks of the simple segment-based method tend to zero when the sample size grows faster than $N = p^{2.0}$, as stated by Corollary 2. This matches exactly with Figures 4b and 5b where under $N = p^2$ the average risks stabilize around a constant as p increases. When sample size grows faster (slower) than $N = p^2$, the risk

decreases (increases). On the other hand, the lower bounds for the risk of the optimal route-based estimator ($\Omega(p^4/N)$, $\forall \alpha \in (1/2, 1]$ and $\Omega(p^{8\alpha}/N)$, $\forall \alpha \in (0, 1/2]$) in Corollary 2 turn out to be quite generous, as the bounds ignore the bias introduced by historical routes in the neighborhood that are not exactly the same as the predicting route y . According to Corollary 2, when $\alpha = 0.3$, the average risk of the optimal route-based estimator is $\Omega(p^{8\alpha}/N) = \Omega(p^{-2.4}/N)$ while the average risk only starts to bend downward when $N = p^{4.0}$ in Figure 4. Similar observations can be made when $\alpha = 1.0$, where Corollary 2 gives a lower bound $\Omega(p^{-4}/N)$ while Figure 5d shows that the average risk still increases as grid size p increases. This suggests that the dominance of the segment-based method over the route-based method is likely to hold outside $1/4 < \alpha \leq 1$.

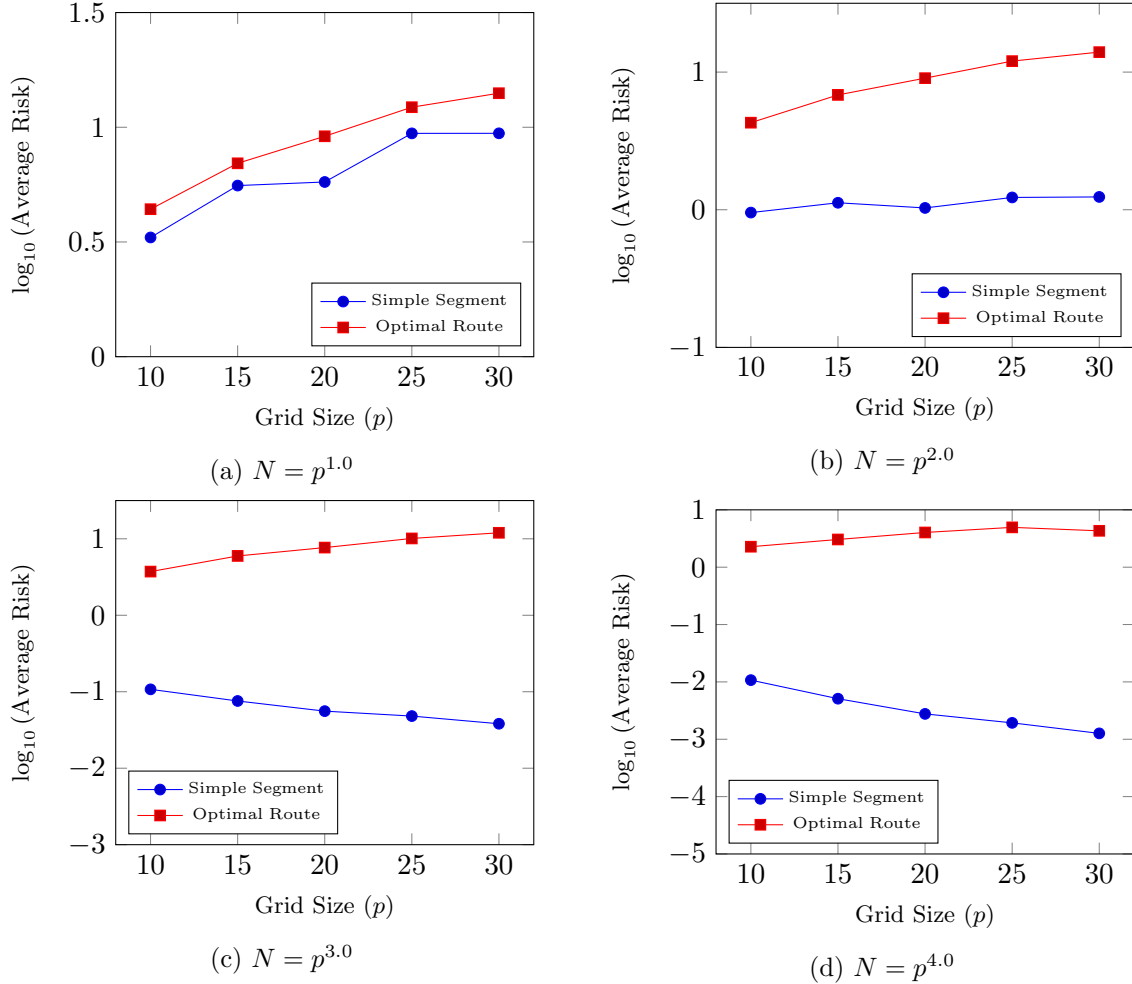


Figure 4: Average integrated risks of different estimators ($\alpha = 0.3$).

We then numerically report the optimality of the simple segment-based method. To do so, we compare the average risks of the simple segment-based method with those of the two baselines.

1. The optimal estimator $\hat{\Theta}_y^*$ characterized in Theorem 1.
2. The information-theoretic lower bound developed in Lemma 2 (the right-hand-side of inequality (12)).

In Figures 6 and 7, we report the ratios of the average risks of the optimal estimator over those of the simple segment-based estimator, as well as the ratios of the information-theoretic lower bounds

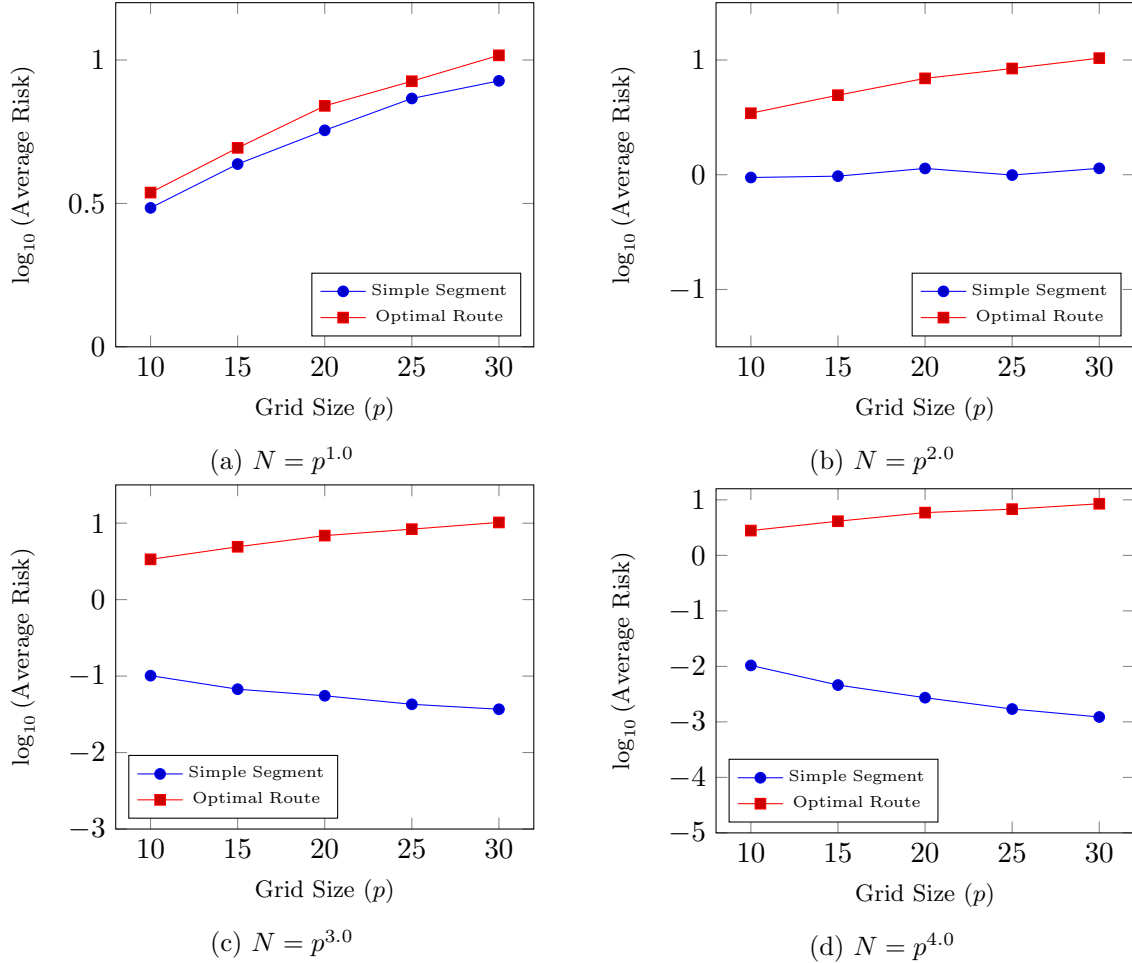


Figure 5: Average integrated risks of different estimators ($\alpha = 1.0$).

over the simple segment-based estimator’s risks. Figure 6 depicts results under a route distribution with $\alpha = 0.3$ while Figure 7 depicts results under $\alpha = 1.0$. The curves regarding the ratios against the information-theoretic lower bounds do exhibit logarithmic decay, as stated in Theorem 4. On the other hand, the performance of the simple segment-based estimator is extremely competitive — the ratios against the optimal estimator’s average risks are very close to 1, even not in the asymptotic limit. This gives additional evidence that segment-based estimators can be very close to optimal. It is worth noting that $\alpha = 0.3$ is outside the conditions in Theorem 4 regarding the asymptotic optimality of the segment-based estimators. These observations likely suggest that there is a gap between the information-theoretic lower bound and the optimal risk, and the actual performance of the simple segment-based estimators can be closer to the optimum.

5 Concluding Remarks

Our model and analysis reveal insights into the accuracy of various travel time predictors used in practice. Our results favor segment-based estimators and show that a simple class of them is asymptotically optimal up to a logarithmic factor with a variety of trip-generating processes on a grid network. At the core of our analysis is the following tradeoff. Segment-based estimators

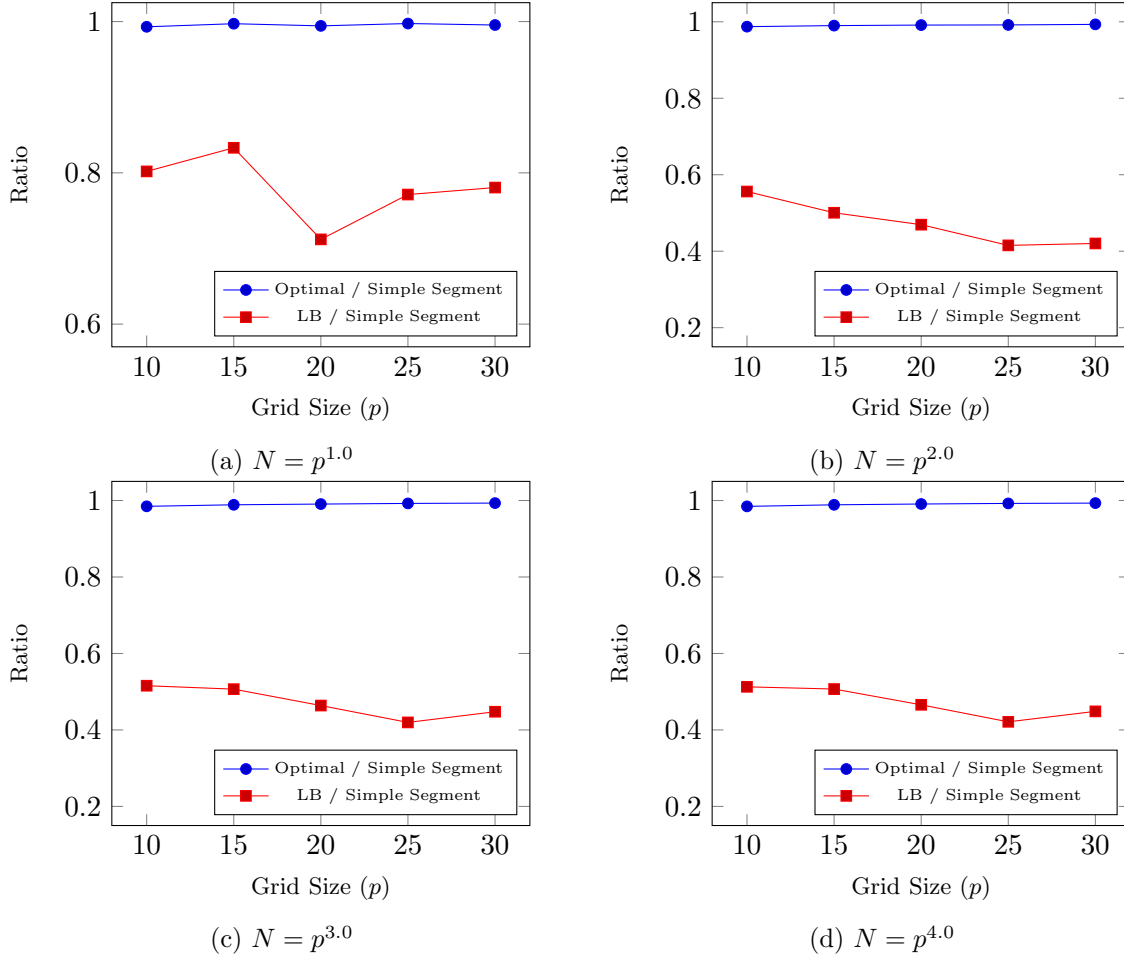


Figure 6: Optimality of the simple segment-based estimators ($\alpha = 0.3$).

have the advantage of a larger sample size as there are more individual traversals on a segment level. However, the estimation can accumulate errors due to aggregating over road segments. On the other hand, route-based or generalized segment-based estimators can have the advantage of absorbing errors among segment travel times, but it is often at the cost of a smaller sample size. Our results expose that, under mild conditions, the sample size difference is often of first-order importance, leading to favorable consideration towards a segment-based approach.

It remains open whether similar insights hold under the setting of ETA prediction where one is only interested in predicting travel time from an origin to a destination without conditional on a route. Such settings occur in practice, for example, when one has little control over the route a driver will take [Hu et al., 2022]. Route-based methods which use data for all trip observations between the origin-destination pair can estimate travel time and the uncertain route distribution simultaneously, while segment-based methods require additional steps to estimate such route distribution. Extending our analyses in such settings can be meaningful follow-up work.

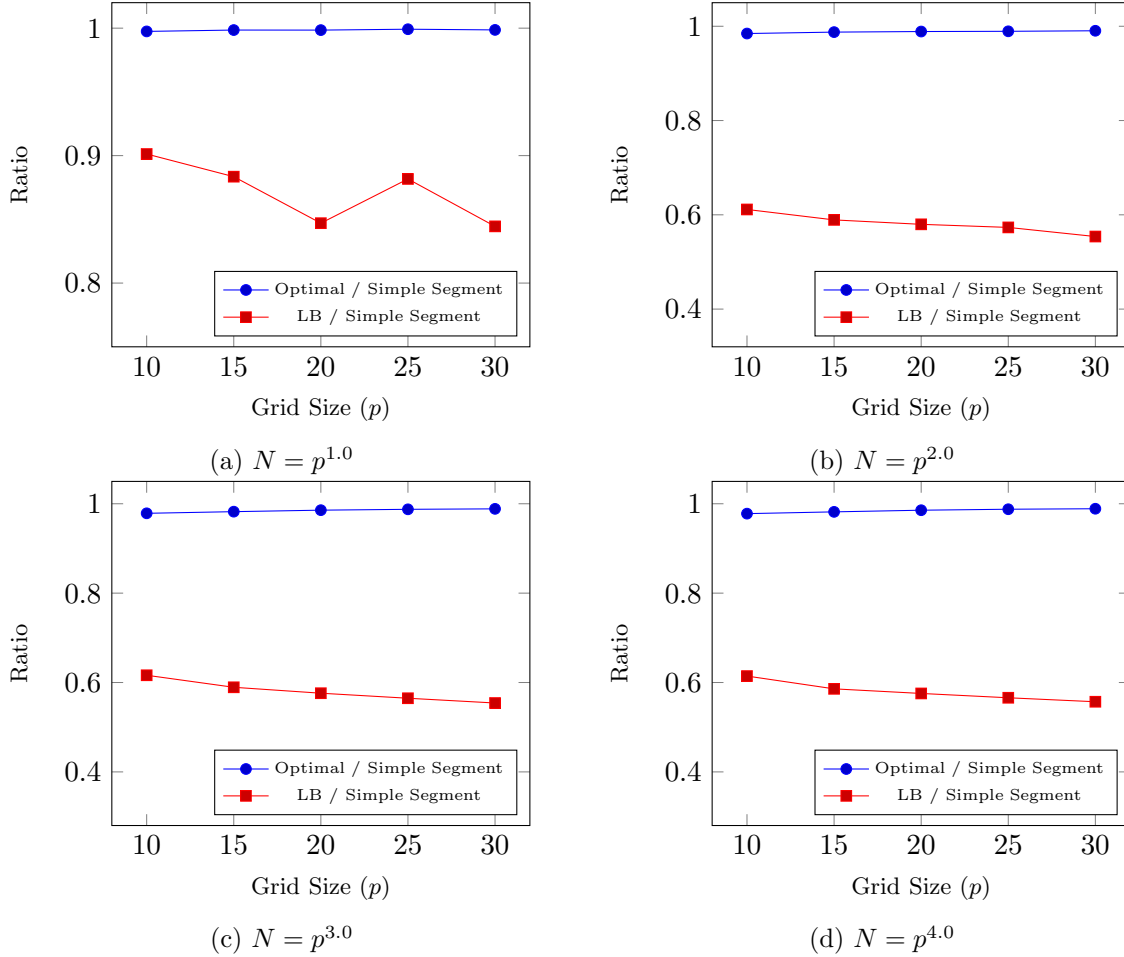


Figure 7: Optimality of the simple segment-based estimators ($\alpha = 1.0$).

References

- James O Berger. *Statistical decision theory and Bayesian analysis*. Springer Science & Business Media, 2013.
- Michael Bernard, Jeremy Keith Hackney, and Kay W. Axhausen. Correlation of link travel speeds. In *6th Swiss Transport Research Conference*, 2006.
- Dimitris Bertsimas, Arthur Delarue, Patrick Jaillet, and Sébastien Martin. Travel time estimation in the age of big data. *Operations Research*, 67(2):498–515, 2019.
- Min-Te Chao and WE Strawderman. Negative moments of positive random variables. *Journal of the American Statistical Association*, 67(338):429–431, 1972.
- Benjamin Coifman. Estimating travel times and vehicle trajectories on freeways using dual loop detectors. *Transportation Research Part A: Policy and Practice*, 36(4):351–364, 2002.
- Daniel Dellling, Andrew V Goldberg, Thomas Pajor, and Renato F Werneck. Customizable route planning in road networks. *Transportation Science*, 51(2):566–591, 2017.

- Austin Derrow-Pinion, Jennifer She, David Wong, Oliver Lange, Todd Hester, Luis Perez, Marc Nunkesser, Seongjae Lee, Xueying Guo, Brett Wiltshire, et al. ETA prediction with graph neural networks in Google Maps. *arXiv preprint arXiv:2108.11482*, 2021.
- DLMF. *NIST Digital Library of Mathematical Functions*. <http://dlmf.nist.gov/>, Release 1.0.28 of 2020-09-15. URL <http://dlmf.nist.gov/>. F. W. J. Olver, A. B. Olde Daalhuis, D. W. Lozier, B. I. Schneider, R. F. Boisvert, C. W. Clark, B. R. Miller, B. V. Saunders, H. S. Cohl, and M. A. McClain, eds.
- Richard D Gill and Boris Y Levit. Applications of the van Trees inequality: a Bayesian Cramér-Rao bound. *Bernoulli*, 1(1-2):59–79, 1995.
- Feng Guo, Xin Gu, Zhaoxia Guo, Yucheng Dong, and Stein W Wallace. Understanding the marginal distributions and correlations of link travel speeds in road networks. *Scientific Reports*, 10(1): 1–8, 2020.
- Aude Hofleitner, Ryan Herring, Pieter Abbeel, and Alexandre Bayen. Learning the dynamics of arterial traffic from probe data using a dynamic Bayesian network. *IEEE Transactions on Intelligent Transportation Systems*, 13(4):1679–1693, 2012.
- Xinyu Hu, Tanmay Binaykiya, Eric Frank, and Olcay Cirit. DeepETA: An ETA post-processing system at scale. *arXiv preprint arXiv:2206.02127*, 2022.
- Erik Jenelius and Haris N Koutsopoulos. Travel time estimation for urban road networks using low frequency probe vehicle data. *Transportation Research Part B: Methodological*, 53:64–81, 2013.
- Ishan Jindal, Xuwen Chen, Matthew Nokleby, Jieping Ye, et al. A unified neural network approach for estimating travel time and distance for a taxi trip. *arXiv preprint arXiv:1710.04350*, 2017.
- Erich L Lehmann and George Casella. *Theory of point estimation*. Springer Science & Business Media, 2006.
- Mu Li, Amr Ahmed, and Alexander J Smola. Inferring movement trajectories from GPS snippets. In *Proceedings of the Eighth ACM International Conference on Web Search and Data Mining*, pages 325–334, 2015.
- Yaguang Li, Kun Fu, Zheng Wang, Cyrus Shahabi, Jieping Ye, and Yan Liu. Multi-task representation learning for travel time estimation. In *Proceedings of the 24th ACM SIGKDD International Conference on Knowledge Discovery & Data Mining*, pages 1695–1704, 2018.
- Mohammed A Quddus, Washington Y Ochieng, and Robert B Noland. Current map-matching algorithms for transport applications: State-of-the art and future research directions. *Transportation Research Part C: Emerging Technologies*, 15(5):312–328, 2007.
- Piotr Rachtan, He Huang, and Song Gao. Spatiotemporal link speed correlations: Empirical study. *Transportation Research Record*, 2390(1):34–43, 2013.
- Harry L van Trees. *Detection, estimation, and modulation theory, part I: detection, estimation, and linear modulation theory*. John Wiley & Sons, 2004.
- Hongjian Wang, Yu-Hsuan Kuo, Daniel Kifer, and Zhenhui Li. A simple baseline for travel time estimation using large-scale trip data. In *Proceedings of the 24th ACM SIGSPATIAL International Conference on Advances in Geographic Information Systems*, pages 1–4, 2016.

- Yilun Wang, Yu Zheng, and Yexiang Xue. Travel time estimation of a path using sparse trajectories. In *Proceedings of the 20th ACM SIGKDD International Conference on Knowledge Discovery and Data Mining*, pages 25–34, 2014.
- Zheng Wang, Kun Fu, and Jieping Ye. Learning to estimate the travel time. In *Proceedings of the 24th ACM SIGKDD International Conference on Knowledge Discovery and Data Mining*, pages 858–866, 2018.
- Dawn Woodard, Galina Nogin, Paul Koch, David Racz, Moises Goldszmidt, and Eric Horvitz. Predicting travel time reliability using mobile phone GPS data. *Transportation Research Part C: Emerging Technologies*, 75:30–44, 2017.
- Chiwei Yan, Helin Zhu, Nikita Korolko, and Dawn Woodard. Dynamic pricing and matching in ride-hailing platforms. *Naval Research Logistics (NRL)*, 67(8):705–724, 2020.
- Haitao Yuan, Guoliang Li, Zhifeng Bao, and Ling Feng. Effective travel time estimation: When historical trajectories over road networks matter. In *Proceedings of the 2020 ACM SIGMOD International Conference on Management of Data*, pages 2135–2149, 2020.
- Xianyuan Zhan, Samiul Hasan, Satish V Ukkusuri, and Camille Kanga. Urban link travel time estimation using large-scale taxi data with partial information. *Transportation Research Part C: Emerging Technologies*, 33:37–49, 2013.

Appendix

A Proofs

Proof of Theorem 1. In the proof, we use a notation that is common in multivariate statistics. When we want to denote that a random vector Y has mean ν and covariance Σ , without making any other assumptions about the distribution, we will write

$$Y \sim (\nu, \Sigma).$$

Let $\theta = \{\theta_s\}_{s \in \mathcal{S}}$. With this notation, the entire data vector Z satisfies

$$Z \mid \theta \sim (U\theta, \Phi).$$

Let $b = \mu e$ and $B = \text{diag}(\tau^2 e)$. According to Assumption 1,

$$\theta \sim (b, B).$$

First, notice that *marginal of θ* , we have

$$Z \sim (Ub, UBU^\top + \Phi).$$

This is because $\mathbb{E}[Z] = \mathbb{E}[\mathbb{E}[Z|\theta]] = U\mathbb{E}[\theta] = Ub$ and $\text{var}[Z] = \text{var}[\mathbb{E}[Z|\theta]] + \mathbb{E}[\text{var}[Z|\theta]] = UBU^\top + \Phi$. This means that jointly

$$\begin{pmatrix} Z \\ \theta \end{pmatrix} \sim \left(\begin{pmatrix} Ub \\ b \end{pmatrix}, \begin{pmatrix} UBU^\top + \Phi & A \\ A^\top & B \end{pmatrix} \right),$$

for some matrix A we do not know yet. However, we do know that conditional on θ , the covariance of Z is Φ . This means that Φ must be the Schur complement of B ,

$$\begin{aligned} \Phi &= UBU^\top + \Phi - AB^{-1}A^\top \\ \Rightarrow AB^{-1}A^\top &= UBU^\top \\ \Rightarrow AB^{-1/2} &= UB^{1/2} \quad (\text{by the positive semidefiniteness of } AB^{-1}A^\top \text{ and } UBU^\top) \\ \Rightarrow A &= UB. \end{aligned}$$

We now know the entire covariance structure for the joint distribution of (Z, θ) . Using the properties of the Schur complement,

$$\begin{aligned} &\mathbb{E}[\theta \mid Z] \\ &= \mathbb{E}[\theta] + A^\top (UBU^\top + \Phi)^{-1} (Z - \mathbb{E}[Z]) \\ &= b + B^\top U^\top (UBU^\top + \Phi)^{-1} (Z - Ub) \\ &= b + BU^\top (\Phi^{-1} - \Phi^{-1} U (U^\top \Phi^{-1} U + B^{-1})^{-1} U^\top \Phi^{-1}) (Z - Ub) \quad (\text{by Woodbury matrix identity}) \\ &= b + (B - BU^\top \Phi^{-1} U (U^\top \Phi^{-1} U + B^{-1})^{-1} U^\top \Phi^{-1}) (Z - Ub) \\ &= b + (B (U^\top \Phi^{-1} U + B^{-1}) - BU^\top \Phi^{-1} U) (U^\top \Phi^{-1} U + B^{-1})^{-1} U^\top \Phi^{-1} (Z - Ub) \\ &= b + (U^\top \Phi^{-1} U + B^{-1})^{-1} U^\top \Phi^{-1} (Z - Ub) \end{aligned}$$

$$\begin{aligned}
&= b + (U^\top \Phi^{-1} U + B^{-1})^{-1} U^\top \Phi^{-1} Z - (U^\top \Phi^{-1} U + B^{-1})^{-1} U^\top \Phi^{-1} U b \\
&= b + (U^\top \Phi^{-1} U + B^{-1})^{-1} U^\top \Phi^{-1} Z - (U^\top \Phi^{-1} U + B^{-1})^{-1} (U^\top \Phi^{-1} U + B^{-1} - B^{-1}) b \\
&= b + (U^\top \Phi^{-1} U + B^{-1})^{-1} (U^\top \Phi^{-1} Z + B^{-1} b) - b \\
&= (U^\top \Phi^{-1} U + B^{-1})^{-1} (U^\top \Phi^{-1} Z + B^{-1} b) \\
&= Q^{-1} (U^\top \Phi^{-1} Z + B^{-1} b).
\end{aligned}$$

Because the estimator that minimizes the integrated risk based on squared error is the posterior mean [Berger, 2013],

$$\hat{\Theta}_y^* = \mathbb{E} \left[\sum_{s \in y} \theta_s \mid Z \right] = e_y^\top Q^{-1} (U^\top \Phi^{-1} Z + B^{-1} b).$$

We now compute the integrated risk based on the squared error of the optimal estimator $\hat{\Theta}_y^*$. Recall that $E_y = e_y e_y^\top$. The integrated risk of $\hat{\Theta}_y^*$ conditional on θ is

$$\begin{aligned}
&\mathbb{E} \left[\left\| e_y^\top \theta - \hat{\Theta}_y^* \right\|^2 \mid \theta \right] \\
&= \mathbb{E} \left[\left\| e_y^\top \theta - e_y^\top Q^{-1} (U^\top \Phi^{-1} Z + B^{-1} b) \right\|^2 \mid \theta \right] \\
&= \mathbb{E} \left[\left\| e_y^\top (\theta - Q^{-1} B^{-1} b) - e_y^\top Q^{-1} U^\top \Phi^{-1} Z \right\|^2 \mid \theta \right] \\
&= \mathbb{E} \left[(\theta - Q^{-1} B^{-1} b)^\top E_y (\theta - Q^{-1} B^{-1} b) - 2 (\theta - Q^{-1} B^{-1} b)^\top E_y Q^{-1} U^\top \Phi^{-1} Z \right. \\
&\quad \left. + Z^\top \Phi^{-1} U Q^{-1} E_y Q^{-1} U^\top \Phi^{-1} Z \mid \theta \right] \\
&= (\theta - Q^{-1} B^{-1} b)^\top E_y (\theta - Q^{-1} B^{-1} b) - 2 (\theta - Q^{-1} B^{-1} b)^\top E_y Q^{-1} U^\top \Phi^{-1} U \theta \\
&\quad + \text{tr} (\Phi^{-1} U Q^{-1} E_y Q^{-1} U^\top \Phi^{-1} \Phi) + \theta^\top U^\top \Phi^{-1} U Q^{-1} E_y Q^{-1} U^\top \Phi^{-1} U \theta \\
&= \theta^\top (E_y + U^\top \Phi^{-1} U Q^{-1} E_y Q^{-1} U^\top \Phi^{-1} U - 2 E_y Q^{-1} U^\top \Phi^{-1} U) \theta + 2 b^\top B^{-1} Q^{-1} E_y Q^{-1} U^\top \Phi^{-1} U \theta \\
&\quad + \text{tr} (\Phi^{-1} U Q^{-1} E_y Q^{-1} U^\top) + b^\top B^{-1} Q^{-1} E_y Q^{-1} B^{-1} b - 2 b^\top B^{-1} Q^{-1} E_y \theta.
\end{aligned}$$

Now we take an outer expectation over θ with respect to its prior to get the integrated risk,

$$\begin{aligned}
&\mathbb{E} \left[\mathbb{E} \left[\left\| e_y^\top \theta - \hat{\Theta}_y^* \right\|^2 \mid \theta \right] \right] \\
&= \text{tr} (B (E_y + U^\top \Phi^{-1} U Q^{-1} E_y Q^{-1} U^\top \Phi^{-1} U - 2 E_y Q^{-1} U^\top \Phi^{-1} U)) \\
&\quad + b^\top (E_y + U^\top \Phi^{-1} U Q^{-1} E_y Q^{-1} U^\top \Phi^{-1} U - 2 E_y Q^{-1} U^\top \Phi^{-1} U) b \\
&\quad + 2 b^\top B^{-1} Q^{-1} E_y Q^{-1} U^\top \Phi^{-1} U b + \text{tr} (\Phi^{-1} U Q^{-1} E_y Q^{-1} U^\top) \\
&\quad + b^\top B^{-1} Q^{-1} E_y Q^{-1} B^{-1} b - 2 b^\top B^{-1} Q^{-1} E_y b \\
&= \text{tr} (B (E_y + U^\top \Phi^{-1} U Q^{-1} E_y Q^{-1} U^\top \Phi^{-1} U - 2 E_y Q^{-1} U^\top \Phi^{-1} U)) + \text{tr} (\Phi^{-1} U Q^{-1} E_y Q^{-1} U^\top).
\end{aligned}$$

This completes the proof. \square

Proof of Corollary 1. When $\sigma_{s,t} = 0$,

$$\begin{aligned} Q &= U^\top \Phi^{-1} U + \text{diag} \left((1/\tau^2) e \right) \\ &= \text{diag} \left([N_s/\sigma_s^2]_{s \in \mathcal{S}} \right) + \text{diag} \left((1/\tau^2) e \right) \\ &= \text{diag} \left([N_s/\sigma_s^2 + 1/\tau^2]_{s \in \mathcal{S}} \right). \end{aligned}$$

Moreover,

$$U^\top \Phi^{-1} z = \text{diag} \left(\left[\frac{\sum_{n:s \in y_n} T'_{n,s}}{\sigma_s^2} \right]_{s \in \mathcal{S}} \right).$$

This gives,

$$\begin{aligned} \hat{\Theta}_y^* &= e_y^\top Q^{-1} (U^\top \Phi^{-1} z + (\mu/\tau^2) e) \\ &= e_y^\top \text{diag} \left(\left[(N_s/\sigma_s^2 + 1/\tau^2)^{-1} \right]_{s \in \mathcal{S}} \right) \text{diag} \left(\left[\sum_{n:s \in y_n} T'_{n,s}/\sigma_s^2 + \mu/\tau^2 \right]_{s \in \mathcal{S}} \right) \\ &= e_y^\top \text{diag} \left(\left[\frac{\sum_{n:s \in y_n} T'_{n,s}/\sigma_s^2 + \mu/\tau^2}{N_s/\sigma_s^2 + 1/\tau^2} \right]_{s \in \mathcal{S}} \right) \\ &= \sum_{s \in y} \left(\frac{\sigma_s^2}{N_s \tau^2 + \sigma_s^2} \cdot \mu + \frac{N_s \tau^2}{N_s \tau^2 + \sigma_s^2} \cdot \frac{\sum_{n:s \in y_n} T'_{n,s}}{N_s} \right). \end{aligned}$$

This completes the proof. \square

Proof of Proposition 1. For the generalized segment-based estimator $\hat{\Theta}_y^{(\text{g-seg})}$,

$$\begin{aligned} & \mathbb{E} \left[\left(\hat{\Theta}_y^{(\text{g-seg})} - \sum_{s \in y} \theta_s \right)^2 \middle| y_{[N]} \right] \\ &= \mathbb{E} \left[\mathbb{E} \left[\left(\hat{\Theta}_y^{(\text{g-seg})} - \sum_{s \in y} \theta_s \right)^2 \middle| \{\theta_s\}_{s \in y}, y_{[N]} \right] \middle| y_{[N]} \right] \\ &= \mathbb{E} \left[\text{var} \left(\hat{\Theta}_y^{(\text{g-seg})} \middle| \{\theta_s\}_{s \in y}, y_{[N]} \right) + \text{Bias}^2 \left(\hat{\Theta}_y^{(\text{g-seg})} \middle| \{\theta_s\}_{s \in y}, y_{[N]} \right) \middle| y_{[N]} \right] \\ &= \mathbb{E} \left[\text{var} \left(\sum_{S \in \mathcal{S}_y} \phi_S(N_S) \frac{\sum_{n:S \subset y_n} \sum_{s \in S} T'_{n,s}}{N_S} \middle| \{\theta_s\}_{s \in y}, y_{[N]} \right) + \left(\sum_{S \in \mathcal{S}_y} (1 - \phi_S(N_S)) \left(|S| \mu - \sum_{s \in S} \theta_s \right) \right)^2 \middle| y_{[N]} \right] \\ &= \mathbb{E} \left[\sum_{S,T \in \mathcal{S}_y} \frac{N_{S \cup T}}{N_S N_T} \phi_S(N_S) \phi_T(N_T) \left(\sum_{s \in S, t \in T} \sigma_{s,t} \right) + \left(\sum_{S \in \mathcal{S}_y} (1 - \phi_S(N_S)) \left(|S| \mu - \sum_{s \in S} \theta_s \right) \right)^2 \middle| y_{[N]} \right] \\ &= \sum_{S,T \in \mathcal{S}_y} \frac{N_{S \cup T}}{N_S N_T} \phi_S(N_S) \phi_T(N_T) \left(\sum_{s \in S, t \in T} \sigma_{s,t} \right) + \mathbb{E} \left[\left(\sum_{S \in \mathcal{S}_y} (1 - \phi_S(N_S)) \left(|S| \mu - \sum_{s \in S} \theta_s \right) \right)^2 \middle| y_{[N]} \right] \end{aligned}$$

$$\begin{aligned}
&= \sum_{S,T \in \mathcal{S}_y} \frac{N_{SUT}}{N_S N_T} \phi_S(N_S) \phi_T(N_T) \left(\sum_{s \in S, t \in T} \sigma_{s,t} \right) + \text{var} \left(\sum_{S \in \mathcal{S}_y} (1 - \phi_S(N_S)) \left(|S| \mu - \sum_{s \in S} \theta_s \right) \middle| y_{[N]} \right) \\
&= \sum_{S,T \in \mathcal{S}_y} \frac{N_{SUT}}{N_S N_T} \phi_S(N_S) \phi_T(N_T) \left(\sum_{s \in S, t \in T} \sigma_{s,t} \right) + \sum_{S \in \mathcal{S}_y} (1 - \phi_S(N_S))^2 |S| \tau^2.
\end{aligned}$$

Similarly, for the route-based estimator $\hat{\Theta}_y^{(\text{route})}$, to simplify the notation, we define $\Delta_{\delta(y)} = (\sum_{n: y_n \in \delta(y)} \sum_{s \in y_n} \theta_s - M_{\delta(y)} \sum_{s \in y} \theta_s) / M_{\delta(y)}$. We have the following risk calculation.

$$\begin{aligned}
&\mathbb{E} \left[\left(\hat{\Theta}_y^{(\text{route})} - \sum_{s \in y} \theta_s \right)^2 \middle| y_{[N]} \right] \\
&= \mathbb{E} \left[\text{var} \left(\hat{\Theta}_y^{(\text{route})} \middle| \{\theta_s\}_{s \in y}, y_{[N]} \right) + \text{Bias}^2 \left(\hat{\Theta}_y^{(\text{route})} \middle| \{\{\theta_s\}_{s \in y}, y_{[N]}\} \right) \middle| y_{[N]} \right] \\
&= \mathbb{E} \left[\text{var} \left(\phi_{\delta(y)}(M_{\delta(y)}) \frac{\sum_{n: y_n \in \delta(y)} \sum_{s \in y_n} T'_{n,s}}{M_{\delta(y)}} \middle| \{\theta_s\}_{s \in y}, y_{[N]} \right) \right. \\
&\quad \left. + \left(\phi_{\delta(y)}(M_{\delta(y)}) \Delta_{\delta(y)} + \sum_{s \in y} (1 - \phi_{\delta(y)}(M_{\delta(y)})) (\mu - \theta_s) \right)^2 \middle| y_{[N]} \right] \\
&= \mathbb{E} \left[\left(\frac{\phi_{\delta(y)}(M_{\delta(y)})}{M_{\delta(y)}} \right)^2 \left(\sum_{n: y_n \in \delta(y)} \sum_{s, t \in y_n} \sigma_{s,t} \right) \right. \\
&\quad \left. + \left(\phi_{\delta(y)}(M_{\delta(y)}) \Delta_{\delta(y)} + \sum_{s \in y} (1 - \phi_{\delta(y)}(M_{\delta(y)})) (\mu - \theta_s) \right)^2 \middle| y_{[N]} \right] \\
&= \left(\frac{\phi_{\delta(y)}(M_{\delta(y)})}{M_{\delta(y)}} \right)^2 \left(\sum_{n: y_n \in \delta(y)} \sum_{s, t \in y_n} \sigma_{s,t} \right) + (\phi_y(M_{\delta(y)}) \mathbb{E}[\Delta_{\delta(y)}])^2 \\
&\quad + \text{var} \left(\phi_{\delta(y)}(M_{\delta(y)}) \Delta_{\delta(y)} + \sum_{s \in y} (1 - \phi_{\delta(y)}(M_{\delta(y)})) (\mu - \theta_s) \middle| y_{[N]} \right).
\end{aligned}$$

We further have,

$$\mathbb{E}[\Delta_{\delta(y)}] = \frac{\left(\sum_{n: y_n \in \delta(y)} |y_n| \right) - M_{\delta(y)} |y|}{M_{\delta(y)}} \mu = (\bar{y}_{\delta(y)} - |y|) \mu,$$

and,

$$\begin{aligned}
&\text{var} \left(\sum_{s \in y} (1 - \phi_{\delta(y)}(M_{\delta(y)})) (\mu - \theta_s) + \phi_{\delta(y)}(M_{\delta(y)}) \Delta_{\delta(y)} \middle| y_{[N]} \right) \\
&= \text{var} \left(|y| (1 - \phi_y(M_{\delta(y)})) \mu - (1 - \phi_{\delta(y)}(M_{\delta(y)})) \left(\sum_{s \in y} \theta_s \right) \right. \\
&\quad \left. - \phi_{\delta(y)}(M_{\delta(y)}) \left(\sum_{s \in y} \theta_s \right) + \phi_{\delta(y)}(M_{\delta(y)}) \frac{\sum_{n: y_n \in \delta(y)} \sum_{s \in y_n} \theta_s}{M_{\delta(y)}} \right)
\end{aligned}$$

$$\begin{aligned}
&= \text{var} \left(- \left(\sum_{s \in y} \theta_s \right) + \phi_{\delta(y)}(M_{\delta(y)}) \frac{\sum_{n: y_n \in \delta(y)} \sum_{s \in y_n} \theta_s}{M_{\delta(y)}} \right) \\
&= \text{var} \left(- \left(\sum_{s \in y} \theta_s \right) + \phi_{\delta(y)}(M_{\delta(y)}) \left(\sum_{s \in y} \frac{N_s^{\delta(y)}}{M_{\delta(y)}} \theta_s + \sum_{s \in \mathcal{S}_{\delta(y)} \setminus y} \frac{N_s^{\delta(y)}}{M_{\delta(y)}} \theta_s \right) \right) \\
&= \sum_{s \in y} \left(1 - \phi_{\delta(y)}(M_{\delta(y)}) \frac{N_s^{\delta(y)}}{M_{\delta(y)}} \right)^2 \tau^2 + \sum_{s \in \mathcal{S}_{\delta(y)} \setminus y} \left(\phi_{\delta(y)}(M_{\delta(y)}) \frac{N_s^{\delta(y)}}{M_{\delta(y)}} \right)^2 \tau^2.
\end{aligned}$$

Putting this all together leads to,

$$\begin{aligned}
R \left(\hat{\Theta}_y^{(\text{route})} \mid y_{[N]} \right) &= \left(\frac{\phi_{\delta(y)}(M_{\delta(y)})}{M_{\delta(y)}} \right)^2 \left(\sum_{n: y_n \in \delta(y)} \sum_{s, t \in y_n} \sigma_{s, t} \right) + (\phi_{\delta(y)}(M_{\delta(y)}) (\bar{y}_{\delta(y)} - |y|) \mu)^2 \\
&\quad + \sum_{s \in \mathcal{S}_{\delta(y)} \setminus y} \left(\phi_{\delta(y)}(M_{\delta(y)}) \frac{N_s^{\delta(y)}}{M_{\delta(y)}} \right)^2 \tau^2 + \sum_{s \in y} \left(1 - \phi_{\delta(y)}(M_{\delta(y)}) \frac{N_s^{\delta(y)}}{M_{\delta(y)}} \right)^2 \tau^2 \\
&= \left(\frac{\phi_{\delta(y)}(M_{\delta(y)})}{M_{\delta(y)}} \right)^2 \left(\sum_{s, t \in \mathcal{S}_{\delta(y)}} N_{s \cup t}^{\delta(y)} \sigma_{s, t} \right) + (\phi_{\delta(y)}(M_{\delta(y)}) (\bar{y}_{\delta(y)} - |y|) \mu)^2 \\
&\quad + \sum_{s \in \mathcal{S}_{\delta(y)} \setminus y} \left(\phi_{\delta(y)}(M_{\delta(y)}) \frac{N_s^{\delta(y)}}{M_{\delta(y)}} \right)^2 \tau^2 + \sum_{s \in y} \left(1 - \phi_{\delta(y)}(M_{\delta(y)}) \frac{N_s^{\delta(y)}}{M_{\delta(y)}} \right)^2 \tau^2.
\end{aligned}$$

This completes the proof. \square

Proof of Proposition 2. For any route y ,

$$\phi_{\delta(y)}^*(M_{\delta(y)}) = \arg \min_{\phi_{y(\cdot)}} \mathbb{E} \left[\left(\hat{\Theta}_y^{(\text{route})} - \sum_{s \in y} \theta_s \right)^2 \mid y_{[N]} \right]$$

is well defined by directly checking the first order condition of (5) as $\mathbb{E} \left[(\hat{\Theta}_y^{(\text{route})} - \sum_{s \in y} \theta_s)^2 \mid y_{[N]} \right]$ is strictly convex in $\phi_{\delta(y)}(M_{\delta(y)})$,

$$\begin{aligned}
&\frac{2\phi_{\delta(y)}^*(M_{\delta(y)})}{(M_{\delta(y)})^2} \left(\sum_{y_n \in \delta(y)} \sum_{s, t \in y_n} \sigma_{s, t} \right) + 2(\mu (\bar{y}_{\delta(y)} - |y|))^2 \phi_{\delta(y)}^*(M_{\delta(y)}) + \sum_{s \in \mathcal{S}_{\delta(y)} \setminus y} 2\tau^2 \left(\frac{N_s^{\delta(y)}}{M_{\delta(y)}} \right)^2 \phi_{\delta(y)}^*(M_{\delta(y)}) \\
&= \sum_{s \in y} 2\tau^2 \left(1 - \phi_{\delta(y)}^*(M_{\delta(y)}) \frac{N_s^{\delta(y)}}{M_{\delta(y)}} \right) \frac{N_s^{\delta(y)}}{M_{\delta(y)}}.
\end{aligned}$$

This gives the optimal route-based estimator $\hat{\Theta}_y^{*(\text{route})}$,

$$\hat{\Theta}_y^{*(\text{route})} := (1 - \phi_{\delta(y)}^*(M_{\delta(y)})) |y| \theta + \phi_{\delta(y)}^*(M_{\delta(y)}) \frac{\sum_{n: y_n = y} \sum_{s \in y} T'_{n, s}}{M_{\delta(y)}},$$

$$\phi_{\delta(y)}^*(M_{\delta(y)}) = \left(\sum_{s \in y} N_s^{\delta(y)} \right) \tau^2 / \left(\sum_{s \in \mathcal{S}_{\delta(y)}} \frac{(N_s^{\delta(y)})^2}{M_{\delta(y)}} \tau^2 + \frac{\sum_{n: y_n \in \delta(y)} \sum_{s, t \in y_n} \sigma_{s, t}}{M_{\delta(y)}} + M_{\delta(y)} \mu^2 (\bar{y}_{\delta(y)} - |y|)^2 \right).$$

Similarly, it can be checked that the Hessian of the integrated risk $\mathbb{E}[(\hat{\Theta}_y^{(\text{g-seg})} - \sum_{s \in y} \theta_s)^2 | y_{[N]}]$ is symmetric and positive definite (PD). Suppose $|\mathcal{S}_y| = m$. Let $S_i, i \in \{1, \dots, m\}$ be the i^{th} super-segment in \mathcal{S}_y .

$$\begin{aligned} & \text{Hess} \left(\mathbb{E} \left[\left(\hat{\Theta}_y^{(\text{g-seg})} - \sum_{s \in y} \theta_s \right)^2 \middle| y_{[N]} \right] \right) \\ &= 2 \cdot \begin{bmatrix} \frac{1}{N_{S_1}} \left(\sum_{s \in S_1, t \in S_1} \sigma_{s, t} \right) + |S_1| \tau^2 & \dots & \frac{N_{S_i \cup S_j}}{N_{S_i} N_{S_j}} \left(\sum_{s \in S_i, t \in S_j} \sigma_{s, t} \right) & \dots \\ \vdots & \ddots & \vdots & \dots \\ \frac{N_{S_i \cup S_j}}{N_{S_i} N_{S_j}} \left(\sum_{s \in S_i, t \in S_j} \sigma_{s, t} \right) & \dots & \ddots & \dots \\ \vdots & \dots & \dots & \frac{1}{N_{S_m}} \left(\sum_{s \in S_m, t \in S_m} \sigma_{s, t} \right) + |S_m| \tau^2 \end{bmatrix} \\ &= 2 \cdot \begin{bmatrix} \frac{1}{N_{S_1}} \left(\sum_{s \in S_1, t \in S_1} \sigma_{s, t} \right) & \dots & \frac{N_{S_i \cup S_j}}{N_{S_i} N_{S_j}} \left(\sum_{s \in S_i, t \in S_j} \sigma_{s, t} \right) & \dots \\ \vdots & \ddots & \vdots & \dots \\ \frac{N_{S_i \cup S_j}}{N_{S_i} N_{S_j}} \left(\sum_{s \in S_i, t \in S_j} \sigma_{s, t} \right) & \dots & \ddots & \dots \\ \vdots & \dots & \dots & \frac{1}{N_{S_m}} \left(\sum_{s \in S_m, t \in S_m} \sigma_{s, t} \right) \end{bmatrix} \\ &+ 2\tau^2 \cdot \begin{bmatrix} |S_1| & & & \\ & \ddots & & \\ & & & |S_m| \end{bmatrix}. \end{aligned}$$

The first matrix in the last equality is positive semidefinite (PSD). To see this, note that $1/N_{S_i} \geq N_{S_i \cup S_j} / (N_{S_i} N_{S_j}), \forall i, j \in \{1, \dots, m\}$. Such scaling of the entries in a PSD matrix (the covariance matrix of super-segment travel times is PSD) results in a PSD matrix. Moreover, the second matrix in the last equality is positive definite (PD) because it is a diagonal matrix with strictly positive entries. As the sum of PSD and PD matrices is PD, this verifies the strict convexity of the integrated risk. The first-order conditions, presented in the statement, must admit a unique solution. This completes the proof. \square

Proof of Theorem 2. The proof is by construction. Consider a segment-based estimator $\hat{\Theta}_y'^{(\text{seg})}$ with $\phi_s(N_s) = \phi_{\delta(y)}^*(M_{\delta(y)}) \cdot (N_s^{\delta(y)} / M_{\delta(y)})$ where $\phi_{\delta(y)}^*(\cdot)$ has a closed-form as indicated in Proposition 2. For any set of historical routes $y_{[N]}$, the integrated risk of this estimator is,

$$\begin{aligned} & \mathbb{E} \left[\left(\hat{\Theta}_y'^{(\text{seg})} - \sum_{s \in y} \theta_s \right)^2 \middle| y_{[N]} \right] \\ &= \sum_{s, t \in y} \frac{N_{s \cup t}}{N_s N_t} \frac{N_s^{\delta(y)} N_t^{\delta(y)}}{M_{\delta(y)}^2} \phi_{\delta(y)}^*(M_{\delta(y)})^2 \sigma_{s, t} + \sum_{s \in y} \left(1 - \phi_{\delta(y)}^*(M_{\delta(y)}) \cdot \frac{N_s^{\delta(y)}}{M_{\delta(y)}} \right)^2 \tau^2 \end{aligned}$$

$$\begin{aligned}
&\leq \frac{\phi_{\delta(y)}^*(M_{\delta(y)})^2}{M_{\delta(y)}^2} \left(\sum_{s,t \in y} N_{s \cup t}^{\delta(y)} \sigma_{s,t} \right) + \sum_{s \in y} \left(1 - \phi_{\delta(y)}^*(M_{\delta(y)}) \cdot \frac{N_s^{\delta(y)}}{M_{\delta(y)}} \right)^2 \tau^2 \\
&\leq \frac{\phi_{\delta(y)}^*(M_{\delta(y)})^2}{M_{\delta(y)}^2} \left(\sum_{s,t \in \mathcal{S}_{\delta(y)}} N_{s \cup t}^{\delta(y)} \sigma_{s,t} \right) + \sum_{s \in y} \left(1 - \phi_{\delta(y)}^*(M_{\delta(y)}) \cdot \frac{N_s^{\delta(y)}}{M_{\delta(y)}} \right)^2 \tau^2 \\
&\leq \left(\frac{\phi_{\delta(y)}^*(M_{\delta(y)})}{M_{\delta(y)}} \right)^2 \left(\sum_{s,t \in \mathcal{S}_{\delta(y)}} N_{s \cup t}^{\delta(y)} \sigma_{s,t} \right) + \left(\phi_{\delta(y)}^*(M_{\delta(y)}) (\bar{y}_{\delta(y)} - |y| \mu) \right)^2 \\
&\quad + \sum_{s \in \mathcal{S}_{\delta(y)} \setminus y} \left(\phi_{\delta(y)}^*(M_{\delta(y)}) \frac{N_s^{\delta(y)}}{M_{\delta(y)}} \right)^2 \tau^2 + \sum_{s \in y} \left(1 - \phi_{\delta(y)}^*(M_{\delta(y)}) \frac{N_s^{\delta(y)}}{M_{\delta(y)}} \right)^2 \tau^2 \\
&= \mathbb{E} \left[\left(\hat{\Theta}_y^{*(\text{route})} - \sum_{s \in y} \theta_s \right)^2 \middle| y_{[N]} \right].
\end{aligned}$$

The first inequality uses the assumption that $N_{s \cup t} N_s^{\delta(y)} N_t^{\delta(y)} \leq N_{s \cup t}^{\delta(y)} N_s N_t$. The second inequality uses $\sigma_{s,t} \geq 0$, $\forall s, t \in \mathcal{S}$ and $\mathcal{S}_{\delta(y)} \supset y$. The third inequality holds because the additional two terms (the second and third terms) are both non-negative. The proof is then completed by

$$\mathbb{E} \left[\left(\hat{\Theta}_y^{*(\text{seg})} - \sum_{s \in y} \theta_s \right)^2 \middle| y_{[N]} \right] \leq \mathbb{E} \left[\left(\hat{\Theta}_y^{(\text{seg})} - \sum_{s \in y} \theta_s \right)^2 \middle| y_{[N]} \right] \leq \mathbb{E} \left[\left(\hat{\Theta}_y^{*(\text{route})} - \sum_{s \in y} \theta_s \right)^2 \middle| y_{[N]} \right].$$

□

Proof of Proposition 3. We first show that $R(\hat{\Theta}_y^{*(\text{seg})} | y_{[N]}) \leq R(\hat{\Theta}_y^{*(\text{g-seg})} | y_{[N]})$. Consider a segment-based estimator $\hat{\Theta}_y^{(\text{seg})}$ with $\phi_s(N_s) = \phi_y^*(N_y)$, $\forall s \in y$. Note that here $\phi_y^*(\cdot)$ has a closed form $\phi_y^*(N_y) = N_y |y| \tau^2 / (N_y |y| \tau^2 + \sum_{s,t \in y} \sigma_{s,t})$ as $\mathcal{L}_y = \{\{y\}\}$. For any set of historical routes $y_{[N]}$, the integrated risk of this estimator is,

$$\begin{aligned}
&\mathbb{E} \left[\left(\hat{\Theta}_y^{(\text{seg})} - \sum_{s \in y} \theta_s \right)^2 \middle| y_{[N]} \right] \\
&= \sum_{s,t \in y} \frac{N_{s \cup t}}{N_s N_t} \phi_y^*(N_y)^2 \sigma_{s,t} + \sum_{s \in y} (1 - \phi_y^*(N_y))^2 \tau^2 \\
&\leq \sum_{s,t \in y} \frac{1}{N_y} \phi_y^*(N_y)^2 \sigma_{s,t} + |y| (1 - \phi_y^*(N_y))^2 \tau^2 \tag{13} \\
&= \mathbb{E} \left[\left(\hat{\Theta}_y^{*(\text{g-seg})} - \sum_{s \in y} \theta_s \right)^2 \middle| y_{[N]} \right].
\end{aligned}$$

Inequality (13) holds because $N_y \leq N_s$ and $N_{s \cup t} \leq N_t$ and the assumption that $\sigma_{s,t} \geq 0$. These imply $\sigma_{s,t} N_{s \cup t} / (N_s N_t) \leq \sigma_{s,t} / N_s \leq \sigma_{s,t} / N_y$. The proof of the inequality is then completed by

$$\mathbb{E} \left[\left(\hat{\Theta}_y^{*(\text{seg})} - \sum_{s \in y} \theta_s \right)^2 \middle| y_{[N]} \right] \leq \mathbb{E} \left[\left(\hat{\Theta}_y^{(\text{seg})} - \sum_{s \in y} \theta_s \right)^2 \middle| y_{[N]} \right] \leq \mathbb{E} \left[\left(\hat{\Theta}_y^{*(\text{g-seg})} - \sum_{s \in y} \theta_s \right)^2 \middle| y_{[N]} \right].$$

We then prove that $R(\hat{\Theta}_y^{*(\text{g-seg})} | y_{[N]}) \leq R(\hat{\Theta}_y^{*(\text{route})} | y_{[N]})$. When $\mathcal{S}_y = \{\{y\}\}$ and $\delta(y) = \{y_n : y_n = y\}$, $\phi_y^*(\cdot)$ and $\phi_{\delta(y)}^*(\cdot)$ have the same form,

$$\phi_y^*(N_y) = \frac{N_y |y| \tau^2}{N_y |y| \tau^2 + \sum_{s,t \in y} \sigma_{s,t}}, \quad \phi_{\delta(y)}^*(M_{\delta(y)}) = \frac{M_{\delta(y)} |y| \tau^2}{M_{\delta(y)} |y| \tau^2 + \sum_{s,t \in y} \sigma_{s,t}}.$$

The optimal integrated risks also share the same form,

$$R\left(\hat{\Theta}_y^{*(\text{g-seg})} \middle| y_{[N]}\right) = \frac{1}{N_y} (\phi_y^*(N_y))^2 \left(\sum_{s,t \in y} \sigma_{s,t} \right) + (1 - \phi_y^*(N_y))^2 |y| \tau^2,$$

$$R\left(\hat{\Theta}_y^{*(\text{route})} \middle| y_{[N]}\right) = \frac{1}{M_{\delta(y)}} (\phi_{\delta(y)}^*(M_{\delta(y)}))^2 \left(\sum_{s,t \in y} \sigma_{s,t} \right) + (1 - \phi_{\delta(y)}^*(M_{\delta(y)}))^2 |y| \tau^2.$$

Because $N_y \geq M_{\delta(y)}$ and the optimal integrated risk decreases with sample size, we thus have

$$R\left(\hat{\Theta}_y^{*(\text{g-seg})} \middle| y_{[N]}\right) \leq R\left(\hat{\Theta}_y^{*(\text{route})} \middle| y_{[N]}\right).$$

This completes the proof. \square

Proof of Theorem 3. Under a given road network size p , let indicator variable I_s denote whether a road segment s is traversed from a randomly sampled route $Y_p \sim \mu_p$. For the segment-based estimator, given a predicting route that covers road segments indicated by $I = \{I_s\}_{s \in \mathcal{S}_p}$,

$$\begin{aligned} R\left(\hat{\Theta}_{Y_p}^{(\text{seg})} \middle| I\right) &= \sum_{s,t \in \mathcal{S}_p} \mathbb{E} \left[\frac{N_s \cup t}{N_s N_t} \phi_s(N_s) \phi_t(N_t) \right] I_s I_t \sigma_{s,t} + \sum_{s \in \mathcal{S}_p} \mathbb{E} [(1 - \phi_s(N_s))^2] I_s \tau^2 \\ &\leq \sum_{s,t \in \mathcal{S}_p} \mathbb{E} \left[\frac{N_s \cup t}{N_s N_t} \mathbf{1}\{N_s, N_t > 0\} \right] I_s I_t \max\{\sigma_{s,t}, 0\} + \sum_{s \in \mathcal{S}_p} \mathbb{E} [(1 - \phi_s(N_s))^2] I_s \tau^2 \\ &\leq \sum_{s,t \in \mathcal{S}_p} \mathbb{E} \left[\frac{N_s \cup t}{N_s N_t} \mathbf{1}\{N_s, N_t > 0\} \right] I_s I_t |\sigma_{s,t}| + \sum_{s \in \mathcal{S}_p} \mathbb{E} [(1 - \phi_s(N_s))^2] I_s \tau^2. \end{aligned} \quad (14)$$

Note that $\mathbb{E}[N_s] = Nq_s$. By Chernoff bound, for any $\beta > 0$, $\mathbb{P}(N_s \leq (1 - \beta)\mathbb{E}[N_s]) = \mathbb{P}(N_s \leq (1 - \beta)Nq_s) \leq e^{-\beta^2 Nq_s/2}$. This yields,

$$\begin{aligned} &\mathbb{E} [(1 - \phi_s(N_s))^2] \\ &= \mathbb{E} [(1 - \phi_s(N_s))^2 | N_s \leq (1 - \beta)Nq_s] \mathbb{P}(N_s \leq (1 - \beta)Nq_s) \\ &\quad + \mathbb{E} [(1 - \phi_s(N_s))^2 | N_s > (1 - \beta)Nq_s] \mathbb{P}(N_s > (1 - \beta)Nq_s) \\ &\leq \mathbb{P}(N_s \leq (1 - \beta)Nq_s) + \mathbb{E} [(1 - \phi_s(N_s))^2 | N_s > (1 - \beta)Nq_s] \\ &= \mathbb{P}(N_s \leq (1 - \beta)Nq_s) + \mathbb{E} [\mathcal{O}(1/N_s) | N_s > (1 - \beta)Nq_s] \\ &\leq \mathbb{P}(N_s \leq (1 - \beta)Nq_s) + \mathcal{O}(1/((1 - \beta)Nq_s)) \\ &= \mathcal{O}(1/(Nq_s)). \end{aligned} \quad (15)$$

The second equality holds because $(1 - \phi_s(N_s)) = \mathcal{O}(1/\sqrt{N_s})$ and the last equality holds because $\mathbb{P}(N_s \leq (1 - \beta)Nq_s) \leq e^{-\beta^2 Nq_s/2} = \mathcal{O}(1/(Nq_s))$. Using this observation,

$$(14) = \sum_{s,t \in \mathcal{S}_p} \mathbb{E} \left[\frac{N_s \cup t}{N_s N_t} \mathbf{1}\{N_s, N_t > 0\} \right] I_s I_t |\sigma_{s,t}| + \sum_{s \in \mathcal{S}_p} \mathcal{O}(1/(Nq_s)) I_s \tau^2$$

$$\begin{aligned}
&\leq \sum_{s,t \in \mathcal{S}_p} \mathbb{E} \left[\frac{1}{N_{s \cup t}} \mathbf{1}\{N_{s \cup t} > 0\} \right] I_s I_t |\sigma_{s,t}| + \sum_{s \in \mathcal{S}_p} \mathcal{O}(1/(Nq_s)) I_s \tau^2 \\
&\stackrel{\text{(Lemma 3)}}{\leq} \sum_{s,t \in \mathcal{S}_p} \frac{2}{\mathbb{E}[N_{s \cup t}]} I_s I_t |\sigma_{s,t}| + \sum_{s \in \mathcal{S}_p} \mathcal{O}(1/(Nq_s)) I_s \tau^2.
\end{aligned}$$

The second inequality holds as $N_{s \cup t} \leq N_s$ and $N_{s \cup t} \leq N_t$ for any $s, t \in \mathcal{S}_p$. The third equality holds by Lemma 3 (Appendix B) which implies that $\mathbb{E}[1/N_s \mathbf{1}\{N_s > 0\}] < 2/(q_s N)$.

Taking the expectation over $I = \{I_s\}_{s \in \mathcal{S}_p}$,

$$R\left(\hat{\Theta}_{Y_p}^{(\text{seg})}\right) \leq \sum_{s,t \in \mathcal{S}_p} \frac{2}{\mathbb{E}[N_{s \cup t}]} \mathbb{E}[I_s I_t] |\sigma_{s,t}| + \sum_{s \in \mathcal{S}_p} \mathcal{O}(1/(Nq_s)) \mathbb{E}[I_s] \tau^2.$$

Note that $\mathbb{E}[I_s I_t] = \mathbb{P}(I_s = 1, I_t = 1) = \mathbb{E}[N_{s \cup t}]/N$ and $\mathbb{E}[I_s] = \mathbb{E}[N_s]/N$. This gives,

$$\begin{aligned}
R\left(\hat{\Theta}_{Y_p}^{(\text{seg})}\right) &\leq \sum_{s,t \in \mathcal{S}_p} \frac{2}{\mathbb{E}[N_{s \cup t}]} \mathbb{E}[I_s I_t] |\sigma_{s,t}| + \sum_{s \in \mathcal{S}_p} \mathcal{O}(1/(Nq_s)) \mathbb{E}[I_s] \tau^2 \\
&= \sum_{s,t \in \mathcal{S}_p} \frac{2}{N} |\sigma_{s,t}| + \sum_{s \in \mathcal{S}_p} \mathcal{O}(1/N) \tau^2 \\
&= \mathcal{O}(|\mathcal{S}_p|/N).
\end{aligned} \tag{16}$$

We now focus on the integrated risk of the optimal route-based estimator $\hat{\Theta}_{Y_p}^{*(\text{route})}$, conditional on the predicting route Y_p ,

$$\begin{aligned}
R\left(\hat{\Theta}_{Y_p}^{*(\text{route})} \mid Y_p\right) &= \mathbb{E} \left[\left(\frac{\phi_{Y_p}^*(M_{\delta(Y_p)})}{M_{\delta(Y_p)}} \right)^2 \sum_{n: y_n \in \delta(Y_p)} \sum_{s,t \in y_n} \sigma_{s,t} \right] + \mathbb{E} \left[\left(\phi_{Y_p}^*(M_{\delta(Y_p)}) (\bar{y}_{\delta(Y_p)} - |Y_p|) \mu \right)^2 \right] \\
&\quad + \sum_{s \in \delta(Y_p) \setminus Y_p} \mathbb{E} \left[\left(\frac{N_s^{\delta(Y_p)}}{M_{\delta(Y_p)}} \right)^2 \tau^2 \right] + \sum_{s \in Y_p} \mathbb{E} \left[\left(1 - \phi_{Y_p}^*(M_{\delta(Y_p)}) \frac{N_s^{\delta(Y_p)}}{M_{\delta(Y_p)}} \right)^2 \tau^2 \right] \\
&\geq \mathbb{E} \left[\left(\frac{\phi_{Y_p}^*(M_{\delta(Y_p)})}{M_{\delta(Y_p)}} \right)^2 M_{\delta(Y_p)} \sigma_{\min}^2 \right] + \sum_{s \in Y_p} \mathbb{E} \left[\left(1 - \phi_{Y_p}^*(M_{\delta(Y_p)}) \right)^2 \tau^2 \right] \\
&= \mathbb{E} \left[\frac{\phi_{Y_p}^*(M_{\delta(Y_p)})^2}{M_{\delta(Y_p)}} \right] \sigma_{\min}^2 + \sum_{s \in Y_p} \mathbb{E} \left[\left(1 - \phi_{Y_p}^*(M_{\delta(Y_p)}) \right)^2 \tau^2 \right].
\end{aligned} \tag{17}$$

The first inequality holds by Assumption 2.2 and $N_s^{\delta(Y_p)} \leq M_{\delta(Y_p)}, \forall s \in Y_p$. We let $\phi_{Y_p}^{**}(M_{\delta(Y_p)}) := M_{\delta(Y_p)} |Y_p| \tau^2 / (M_{\delta(Y_p)} |Y_p| \tau^2 + \sigma_{\min}^2)$ which minimizes

$$\frac{\phi_{Y_p}(M_{\delta(Y_p)})^2}{M_{\delta(Y_p)}} \sigma_{\min}^2 + \sum_{s \in Y_p} (1 - \phi_{Y_p}(M_{\delta(Y_p)}))^2 \tau^2,$$

for any realization of $\delta(Y_p)$. This yields,

$$(17) \geq \mathbb{E} \left[\frac{\phi_{Y_p}^{**}(M_{\delta(Y_p)})^2}{M_{\delta(Y_p)}} \right] \sigma_{\min}^2 + \sum_{s \in Y_p} \mathbb{E} \left[\left(1 - \phi_{Y_p}^{**}(M_{\delta(Y_p)}) \right)^2 \tau^2 \right].$$

We now consider two scenarios. First, when $M_{\delta(Y_p)} \geq 1$,

$$\begin{aligned}
& \mathbb{E} \left[\frac{\phi_{Y_p}^{**}(M_{\delta(Y_p)})^2}{M_{\delta(Y_p)}} \right] \sigma_{\min}^2 + \sum_{s \in Y_p} \mathbb{E} \left[\left(1 - \phi_{Y_p}^{**}(M_{\delta(Y_p)})\right)^2 \tau^2 \right] \\
& \geq \mathbb{E} \left[\frac{\phi_{Y_p}^{**}(M_{\delta(Y_p)})^2}{M_{\delta(Y_p)}} \right] \sigma_{\min}^2 \\
& \geq \phi_{Y_p}^{**}(1) \frac{\phi_{Y_p}^{**}(\mathbb{E}[M_{\delta(Y_p)}])}{\mathbb{E}[M_{\delta(Y_p)}]} \sigma_{\min}^2 \\
& = \frac{|Y_p| \tau^2}{|Y_p| \tau^2 + \sigma_{\min}^2} \cdot \frac{|Y_p| \tau^2}{\mathbb{E}[M_{\delta(Y_p)}] |Y_p| \tau^2 + \sigma_{\min}^2} \cdot \sigma_{\min}^2 \\
& \geq \frac{\tau^2}{\tau^2 + \sigma_{\min}^2} \cdot \frac{\tau^2}{\mathbb{E}[M_{\delta(Y_p)}] \tau^2 + \sigma_{\min}^2} \cdot \sigma_{\min}^2.
\end{aligned}$$

The second inequality holds because $\phi_{y_p}^{**}(\cdot)$ is non-decreasing so that $\phi_{y_p}^{**}(M_{\delta(Y_p)}) \geq \phi_{y_p}^{**}(1)$ and $\mathbb{E}[\phi_{Y_p}^{**}(M_{\delta(Y_p)})/M_{\delta(Y_p)}] \geq \phi_{Y_p}^{**}(\mathbb{E}[M_{\delta(Y_p)}])/\mathbb{E}[M_{\delta(Y_p)}]$ by Jensen's inequality as $\phi_{Y_p}^{**}(M_{\delta(Y_p)})/M_{\delta(Y_p)}$ is convex in $M_{\delta(Y_p)}$. The last inequality holds as $|Y_p| \geq 1$. Note that the final term $(\tau^2/(\tau^2 + \sigma_{\min}^2)) \cdot (\tau^2/(\mathbb{E}[M_{\delta(Y_p)}] \tau^2 + \sigma_{\min}^2)) \cdot \sigma_{\min}^2 \leq \tau^2$.

On the other hand, when $M_{\delta(Y_p)} = 0$,

$$\mathbb{E} \left[\frac{\phi_{Y_p}^{**}(M_{\delta(Y_p)})^2}{M_{\delta(Y_p)}} \right] \sigma_{\min}^2 + \sum_{s \in Y_p} \mathbb{E} \left[\left(1 - \phi_{Y_p}^{**}(M_{\delta(Y_p)})\right)^2 \tau^2 \right] = |Y_p| \tau^2 \geq \tau^2.$$

This suggests that for all Y_p ,

$$(17) \geq \frac{\tau^2}{\tau^2 + \sigma_{\min}^2} \cdot \frac{\tau^2}{\mathbb{E}[M_{\delta(Y_p)}] \tau^2 + \sigma_{\min}^2} \cdot \sigma_{\min}^2.$$

By taking the expectation over Y_p ,

$$R \left(\hat{\Theta}_{Y_p}^{*(\text{route})} \right) \geq \frac{\tau^2}{\tau^2 + \sigma_{\min}^2} \cdot \frac{\tau^2}{Nq_{\delta}\tau^2 + \sigma_{\min}^2} \cdot \sigma_{\min}^2 = \Omega(1/(Nq_{\delta})). \quad (18)$$

Based on (16) and (18), we have that when $q_{\delta} = o(1/|\mathcal{S}_p|)$,

$$\lim_{p \rightarrow \infty} \frac{R \left(\hat{\Theta}_{Y_p}^{(\text{seg})} \right)}{R \left(\hat{\Theta}_{Y_p}^{*(\text{route})} \right)} = 0.$$

This completes the proof. \square

Proof of Lemma 1. We first derive the lower bounds. For even p , the probability mass function (PMF) of the symmetric beta-binomial distribution is symmetric about $p/2$, and has a minimum value on its support at $p/2$. For simplicity and without loss of generality, we will assume p is even in this proof. The odd case can be proven with some minor modifications. We have,

$$\mathbb{P}[x = (p/2, \cdot)] = \binom{p}{p/2} \frac{B(\alpha + p/2, \alpha + p/2)}{B(\alpha, \alpha)}$$

$$= \frac{1}{B(\alpha, \alpha)} \frac{\Gamma(p+1)}{\Gamma(p/2+1)\Gamma(p/2+1)} \cdot \frac{\Gamma(p/2+\alpha)\Gamma(p/2+\alpha)}{\Gamma(p+2\alpha)},$$

where $B(\cdot, \cdot)$ is Beta function and $\Gamma(\cdot)$ is Gamma function.

Define by

$$f(p) := \frac{\Gamma(p+1)}{\Gamma(p/2+1)\Gamma(p/2+1)} \frac{\Gamma(p/2+\alpha)\Gamma(p/2+\alpha)}{\Gamma(p+2\alpha)}.$$

By Gautschi's inequality [DLMF, Eq. 5.6.4], we have,

$$\begin{aligned} x^{1-\beta} &\leq \frac{\Gamma(x+1)}{\Gamma(x+\beta)} \leq (x+1)^{1-\beta}, \quad 0 < \beta \leq 1; \\ (x+1)^{1-\beta} &\leq \frac{\Gamma(x+1)}{\Gamma(x+\beta)} \leq x^{1-\beta}, \quad 1 < \beta \leq 2. \end{aligned}$$

- Under the case that $0 < \alpha \leq 1/2$, it follows that

$$\begin{aligned} \frac{\Gamma(p+1)}{\Gamma(p+2\alpha)} &\geq p^{1-2\alpha}, \\ \frac{\Gamma(p/2+1)}{\Gamma(p/2+\alpha)} &\leq (p/2+1)^{1-\alpha}, \end{aligned}$$

and so

$$\frac{\Gamma(p/2+\alpha)}{\Gamma(p/2+1)} \geq (p/2+1)^{\alpha-1}.$$

It follows that

$$\begin{aligned} f(p) &\geq (p/2+1)^{2\alpha-2} p^{1-2\alpha} \\ &= 2^{2-2\alpha} \frac{p}{(p+2)^2} \left(\frac{p+2}{p}\right)^{2\alpha} \\ &\geq 2^{2-2\alpha} \frac{p}{(p+2)^2} \\ &\geq \frac{1}{9} 2^{2-2\alpha} p^{-1}, \end{aligned}$$

and therefore

$$\mathbb{P}[x = (i, \cdot)] \geq \mathbb{P}[x = (p/2, \cdot)] \geq \frac{4^{1-\alpha}}{9B(\alpha, \alpha)} p^{-1}.$$

This gives,

$$\mathbb{P}[x = (i, j)] \geq \mathbb{P}[x = (p/2, p/2)] \geq \frac{4^{2-2\alpha}}{81B(\alpha, \alpha)^2} p^{-2}.$$

- Under the case that $1/2 < \alpha \leq 1$, it follows that,

$$\frac{\Gamma(p+1)}{\Gamma(p+2\alpha)} \geq (p+1)^{1-2\alpha},$$

$$\frac{\Gamma(p/2 + 1)}{\Gamma(p/2 + \alpha)} \leq (p/2 + 1)^{1-\alpha},$$

and so

$$\frac{\Gamma(p/2 + \alpha)}{\Gamma(p/2 + 1)} \geq (p/2 + 1)^{\alpha-1}.$$

It follows that

$$\begin{aligned} f(p) &\geq (p/2 + 1)^{2\alpha-2}(p + 1)^{1-2\alpha} \\ &= 2^{2-2\alpha}(p + 2)^{2\alpha-2}(p + 1)^{1-2\alpha} \\ &= 2^{2-2\alpha} \frac{(p + 2)^{2\alpha-2}}{(p + 1)^{2\alpha-1}} \\ &= 2^{2-2\alpha} \frac{(p + 2)^{2\alpha-2}}{(p + 1)^{2\alpha-2}} \frac{1}{p + 1} \\ &> 2^{2-2\alpha} \frac{1}{p + 1} \\ &\geq 2^{2-2\alpha} \frac{1}{2p} = 2^{1-2\alpha} p^{-1}, \end{aligned}$$

and therefore

$$\mathbb{P}[x = (i, \cdot)] \geq \mathbb{P}[x = (p/2, \cdot)] \geq \frac{2^{1-2\alpha}}{B(\alpha, \alpha)} p^{-1}.$$

This gives,

$$\mathbb{P}[x = (i, j)] \geq \mathbb{P}[x = (p/2, p/2)] \geq \frac{4^{1-2\alpha}}{B(\alpha, \alpha)^2} p^{-2}.$$

We note that using the other side of Gautschi's inequality, we can also show that $\mathbb{P}[x = (p/2, p/2)] \lesssim p^{-2}$. This gives $\mathbb{P}[x = (p/2, p/2)] \simeq p^{-2}$.

We then derive the upper bounds. The PMF of the symmetric beta-binomial distribution has a maximum value on its support at either 0 or p . Without loss of generality, we select the maximum at 0.

$$\begin{aligned} \mathbb{P}[x = (0, \cdot)] &= \binom{p}{0} \frac{B(p + \alpha, \alpha)}{B(\alpha, \alpha)} \\ &= \frac{\Gamma(\alpha)}{B(\alpha, \alpha)} \cdot \frac{\Gamma(p + \alpha)}{\Gamma(p + 2\alpha)}. \end{aligned}$$

Similarly, we now look at two cases.

- Under the case that $0 < \alpha \leq 1/2$, we have

$$\begin{aligned} \frac{\Gamma(p + \alpha)}{\Gamma(p + 2\alpha)} &= \frac{\Gamma(p + \alpha)}{\Gamma(p + 1)} \cdot \frac{\Gamma(p + 1)}{\Gamma(p + 2\alpha)} \\ &\leq p^{\alpha-1} (p + 1)^{1-2\alpha} \end{aligned}$$

$$\leq p^{-\alpha},$$

and therefore

$$\mathbb{P}[x = (i, \cdot)] \leq \mathbb{P}[x = (0, \cdot)] \leq \frac{\Gamma(\alpha)}{B(\alpha, \alpha)} p^{-\alpha}.$$

This gives,

$$\mathbb{P}[x = (i, j)] \leq \mathbb{P}[x = (0, 0)] \leq \frac{\Gamma(\alpha)^2}{B(\alpha, \alpha)^2} p^{-2\alpha}.$$

- Under the case that $1/2 < \alpha \leq 1$, we have

$$\begin{aligned} \frac{\Gamma(p + \alpha)}{\Gamma(p + 2\alpha)} &= \frac{\Gamma(p + \alpha)}{\Gamma(p + 1)} \cdot \frac{\Gamma(p + 1)}{\Gamma(p + 2\alpha)} \\ &\leq p^{\alpha-1} p^{1-2\alpha} \\ &= p^{-\alpha}. \end{aligned}$$

Similarly, this gives,

$$\mathbb{P}[x = (i, j)] \leq \mathbb{P}[x = (0, 0)] \leq \frac{\Gamma(\alpha)^2}{B(\alpha, \alpha)^2} p^{-2\alpha}.$$

Using the other side of Gautschi's inequality, we can show that $\mathbb{P}[x = (0, 0)] \gtrsim p^{-2\alpha}$. By symmetry, we have $\mathbb{P}[x = (0, 0)] = \mathbb{P}[x = (p, 0)] = \mathbb{P}[x = (0, p)] = \mathbb{P}[x = (p, p)] \simeq p^{-2\alpha}$. This completes the proof. \square

Proof of Proposition 4. Consider a particular neighborhood near a predicting route y_p , $\delta^{\text{od}^*}(y_p) = \{y \in \mathcal{Y}_p : \|x_1(y), x_1(y_p)\|_1 = 0, \|x_2(y), x_2(y_p)\|_1 = 0\}$. In words, neighborhood $\delta^{\text{od}^*}(y_p)$ includes historical routes that have the same origin and destination as those of route y_p . It is clear that for any other route neighborhood $\delta^{\text{od}}(\cdot)$ with $\delta^{\text{od}}(y_p) = \{y \in \mathcal{Y}_p : \|x_1(y), x_1(y_p)\|_1 \leq c, \|x_2(y), x_2(y_p)\|_1 \leq c\}$ for some constant $c > 0$ that does not depend on p ,

$$q_{\delta^{\text{od}}(y_p)} \simeq q_{\delta^{\text{od}^*}(y_p)}.$$

We thus focus on analyzing $q_{\delta^{\text{od}^*}} = \mathbb{P}_{Y_p \sim \mu_p, Y'_p \sim \mu_p}[Y_p \in \delta^{\text{od}^*}(Y'_p)] = \sum_{y \in \mathcal{Y}_p} q_{\delta^{\text{od}^*}(y)} \mathbb{P}[Y'_p = y]$ instead.

$$\begin{aligned} q_{\delta^{\text{od}^*}} &= \sum_{y \in \mathcal{Y}_p} q_{\delta^{\text{od}^*}(y)} \mathbb{P}[Y'_p = y] \\ &= \sum_{x_1 \in \mathcal{V}_p, x_2 \in \mathcal{V}_p} \mathbb{P}[x_1(Y_p) = x_1, x_2(Y_p) = x_2] \cdot \mathbb{P}[x_1(Y'_p) = x_1, x_2(Y'_p) = x_2] \\ &= \sum_{x_1 \in \mathcal{V}_p, x_2 \in \mathcal{V}_p} \mathbb{P}^2[x_1(Y_p) = x_1, x_2(Y_p) = x_2] \\ &= \sum_{x_1 \in \mathcal{V}_p, x_2 \in \mathcal{V}_p} \mathbb{P}^2[x_1(Y_p) = x_1] \mathbb{P}^2[x_2(Y_p) = x_2] \\ &= \sum_{i, j, l, m \in \{0, \dots, p\}} \mathbb{P}^2[x_1(Y_p) = (i, \cdot)] \mathbb{P}^2[x_1(Y_p) = (\cdot, j)] \mathbb{P}^2[x_2(Y_p) = (l, \cdot)] \mathbb{P}^2[x_2(Y_p) = (\cdot, m)] \end{aligned}$$

$$= \left(\sum_{i \in \{0, \dots, p\}} \mathbb{P}^2 [x_1(Y_p) = (i, \cdot)] \right)^4. \quad (19)$$

The third equality holds because the sampling processes of origins and destinations are independent. Similarly, the fourth equality holds because the sampling processes of horizontal and vertical coordinates are independent.

For any $i \in \{0, \dots, p-1\}$,

$$\begin{aligned} \frac{\mathbb{P} [x_1(Y_p) = (i+1, \cdot)]}{\mathbb{P} [x_1(Y_p) = (i, \cdot)]} &= \frac{\binom{p}{i+1} B(i+\alpha, p-i+\alpha) / B(\alpha, \alpha)}{\binom{p}{i} B(i+\alpha, p-i+\alpha) / B(\alpha, \alpha)} \\ &= \frac{\binom{p}{i+1} B(i+\alpha, p-i+\alpha)}{\binom{p}{i} B(i+\alpha, p-i+\alpha)} \\ &= \frac{p-i}{i+1} \cdot \frac{\Gamma(i+1+\alpha)\Gamma(p-i-1+\alpha)/\Gamma(p+2\alpha)}{\Gamma(i+\alpha)\Gamma(p-i+\alpha)/\Gamma(p+2\alpha)} \\ &= \frac{p-i}{i+1} \cdot \frac{\Gamma(i+1+\alpha)\Gamma(p-i-1+\alpha)}{\Gamma(i+\alpha)\Gamma(p-i+\alpha)} \\ &= \frac{p-i}{i+1} \cdot (i+\alpha) \cdot \frac{1}{p-i-1+\alpha} \\ &= \frac{i+\alpha}{i+1} \cdot \frac{p-i}{p-i-1+\alpha}. \end{aligned} \quad (20)$$

The second-to-last equation holds by using the fact that $\Gamma(z+1) = z\Gamma(z)$. Let $g(j) = \prod_{i=1}^j \left(\frac{i+\alpha}{i+1} \right) \cdot \left(\frac{p-i}{p-i-1+\alpha} \right)$. We consider the case where the grid size p is even. The case of p being odd can be proven with minor modifications. Using recursion (20),

$$\begin{aligned} &\sum_{i \in \{0, \dots, p\}} \mathbb{P}^2 [x_1(Y_p) = (i, \cdot)] \\ &\simeq \sum_{i \in \{0, \dots, p/2-1\}} \mathbb{P}^2 [x_1(Y_p) = (i, \cdot)] \end{aligned} \quad (21)$$

$$\begin{aligned} &= \mathbb{P}^2 [x_1(Y_p) = (0, \cdot)] \left(1 + \sum_{j=1}^{p/2-1} g^2(j) \right) \\ &\simeq p^{-2\alpha} \left(1 + \sum_{j=1}^{p/2-1} g^2(j) \right). \end{aligned} \quad (22)$$

Equation (21) holds by the symmetry of the distributions of origins and destinations. Equation (22) uses the fact that $P [x_1(Y_p) = (0, \cdot)] \simeq p^{-\alpha}$ from the proof of Lemma 1. By Lemma 4 in Appendix B which shows that $g(j) \simeq (1/(j+1))^{1-\alpha}$ for all $j \leq p/2-1$,

$$\begin{aligned} (21) &\simeq p^{-2\alpha} \left(1 + \sum_{j=1}^{p/2-1} \left(\frac{1}{j+1} \right)^{2-2\alpha} \right) \\ &\simeq p^{-2\alpha} \left(\sum_{j=1}^{p/2} \left(\frac{1}{j} \right)^{2-2\alpha} \right) \end{aligned}$$

- When $0 < \alpha < 1/2$, we know that $\sum_{j=1}^{\infty} (1/j)^{2-2\alpha} < +\infty$ converges. Thus, $\sum_{i \in \{0, \dots, p\}} \mathbb{P}^2[x_1(Y_p) = (i, \cdot)]$ as a function of p satisfies,

$$\sum_{i \in \{0, \dots, p\}} \mathbb{P}^2[x_1(Y_p) = (i, \cdot)] \simeq \sum_{i \in \{0, \dots, p/2-1\}} \mathbb{P}^2[x_1(Y_p) = (i, \cdot)] \simeq p^{-2\alpha}.$$

- When $1/2 \leq \alpha \leq 1$, we know that $\sum_{j=1}^{\infty} (1/j)^{2-2\alpha}$ diverges. For $\alpha > 1/2$,

$$\begin{aligned} \int_1^{p/2} \left(\frac{1}{j+1}\right)^{2-2\alpha} dj &\leq \sum_{j=1}^{p/2} \left(\frac{1}{j}\right)^{2-2\alpha} \leq \int_1^{p/2} \left(\frac{1}{j}\right)^{2-2\alpha} dj \\ \Leftrightarrow \frac{1}{2\alpha-1} \left(\left(\frac{p}{2}+1\right)^{2\alpha-1} - 2^{2\alpha-1} \right) &\leq \sum_{j=1}^{p/2} \left(\frac{1}{j}\right)^{2-2\alpha} \leq \frac{1}{2\alpha-1} \left(\left(\frac{p}{2}\right)^{2\alpha-1} - 1 \right). \end{aligned}$$

This yields,

$$\begin{aligned} &\sum_{i \in \{0, \dots, p\}} \mathbb{P}^2[x_1(Y_p) = (i, \cdot)] \\ &\simeq \sum_{i \in \{0, \dots, p/2-1\}} \mathbb{P}^2[x_1(Y_p) = (i, \cdot)] \\ &\simeq p^{-2\alpha} \left(\sum_{j=1}^{p/2} \left(\frac{1}{j}\right)^{2-2\alpha} \right) \\ &\simeq p^{-2\alpha} \cdot p^{2\alpha-1} \\ &\simeq p^{-1}. \end{aligned}$$

Plugging these rates into (19) completes the proof. \square

Proof of Proposition 5. Consider a segment $s = (i, j) \rightarrow (i+1, j) \in \mathcal{S}_p$ from the grid of even size p and assume that $i < p/2$. By symmetry, segments with vertical movements or at other positions can be proven in the same way. The case with odd p can be proven with minor modifications. Consider a route $Y_p \sim \mu_p$ that covers segment s . Let X_1 and X_2 be the corresponding origin and destination of route Y_p . There are two scenarios in which $s \in Y_p$.

- $X_1 = (i_1, j)$ for some $i_1 \leq i$ and $X_2 = (i_2, \cdot)$ for some $i_2 > i$. This is with probability

$$\begin{aligned} &\simeq \sum_{i_1=0}^i \sum_{i_2=i+1}^p \mathbb{P}(X_1 = (i_1, j)) \mathbb{P}(X_2 = (i_2, \cdot)) \\ &= \mathbb{P}(X_1 = (\cdot, j)) \cdot \left(\sum_{i_1=0}^i \sum_{i_2=i+1}^p \mathbb{P}(X_1 = (i_1, \cdot)) \mathbb{P}(X_2 = (i_2, \cdot)) \right) \\ &= \mathbb{P}(X_1 = (\cdot, j)) \cdot \left(\sum_{i_1=0}^i \mathbb{P}(X_1 = (i_1, \cdot)) \right) \left(\sum_{i_2=i+1}^p \mathbb{P}(X_2 = (i_2, \cdot)) \right). \end{aligned} \quad (23)$$

Clearly, given i , (23) achieves its minimum value when $j = p/2$ and achieves its maximum value when $j = 0$ or p . Similarly, given j , we can show that (23) achieves its minimum value at $i = 0$ and its maximum value at $i = p/2 - 1$. To see that, for any $i < p/2$,

$$\sum_{i_1=0}^i \mathbb{P}(X_1 = (i_1, \cdot)) < \sum_{i_2=i+1}^p \mathbb{P}(X_2 = (i_2, \cdot)).$$

This yields,

$$\begin{aligned} & \left(\sum_{i_1=0}^{i-1} \mathbb{P}(X_1 = (i_1, \cdot)) \right) \left(\sum_{i_2=i}^p \mathbb{P}(X_2 = (i_2, \cdot)) \right) \\ &= \left(\sum_{i_1=0}^i \mathbb{P}(X_1 = (i_1, \cdot)) - \mathbb{P}(X_1 = (i, \cdot)) \right) \left(\sum_{i_2=i+1}^p \mathbb{P}(X_2 = (i_2, \cdot)) + \mathbb{P}(X_2 = (i, \cdot)) \right) \\ &= \left(\sum_{i_1=0}^i \mathbb{P}(X_1 = (i_1, \cdot)) - \mathbb{P}(X_1 = (i, \cdot)) \right) \left(\sum_{i_2=i+1}^p \mathbb{P}(X_2 = (i_2, \cdot)) + \mathbb{P}(X_1 = (i, \cdot)) \right) \\ &= \left(\sum_{i_1=0}^i \mathbb{P}(X_1 = (i_1, \cdot)) \right) \left(\sum_{i_2=i+1}^p \mathbb{P}(X_2 = (i_2, \cdot)) \right) \\ &\quad - \mathbb{P}(X_1 = (i, \cdot)) \left(\sum_{i_2=i+1}^p \mathbb{P}(X_2 = (i_2, \cdot)) - \sum_{i_1=0}^i \mathbb{P}(X_1 = (i_1, \cdot)) \right) \\ &\quad - \mathbb{P}^2(X_1 = (i, \cdot)) \\ &\leq \left(\sum_{i_1=0}^i \mathbb{P}(X_1 = (i_1, \cdot)) \right) \left(\sum_{i_2=i+1}^p \mathbb{P}(X_2 = (i_2, \cdot)) \right), \end{aligned}$$

for all $i < p/2$. This suggests that (23) achieves its overall maximum at $i = p/2 - 1, j = 0$ or p with

$$\sum_{i_1=0}^{p/2-1} \sum_{i_2=p/2}^p \mathbb{P}(X_1 = (i_1, 0))\mathbb{P}(X_2 = (i_2, \cdot)) \simeq \mathbb{P}(X_1 = (\cdot, 0)) \simeq p^{-\alpha}.$$

On the other hand, it achieves its overall minimum at $i = 0, j = p/2$ with

$$\sum_{i_1=0}^0 \sum_{i_2=1}^p \mathbb{P}(X_1 = (i_1, p/2))\mathbb{P}(X_2 = (i_2, \cdot)) \simeq \mathbb{P}(X_1 = (0, p/2)) \simeq p^{-1-\alpha}.$$

- $X_1 = (i_1, \cdot)$ for some $i_1 \leq i$ and $x_2 = (i_2, j)$ for some $i_2 > i$. This is with probability

$$\begin{aligned} & \simeq \sum_{i_1=0}^i \sum_{i_2=i+1}^p \mathbb{P}(X_1 = (i_1, \cdot))\mathbb{P}(X_2 = (i_2, j)) \\ &= \mathbb{P}(X_2 = (\cdot, j)) \cdot \left(\sum_{i_1=0}^i \sum_{i_2=i+1}^p \mathbb{P}(X_1 = (i_1, \cdot))\mathbb{P}(X_2 = (i_2, \cdot)) \right) \end{aligned}$$

$$= \mathbb{P}(X_2 = (\cdot, j)) \cdot \left(\sum_{i_1=0}^i \mathbb{P}(X_1 = (i_1, \cdot)) \right) \left(\sum_{i_2=i+1}^p \mathbb{P}(X_2 = (i_2, \cdot)) \right),$$

which is symmetric to the previous case and thus has the same conclusion.

This completes the proof. \square

Proof of Theorem 4. We first give a lower bound for $R(\hat{\Theta}_y^*)$. By Lemma 2,

$$R\left(\hat{\Theta}_y^* \mid y_{[N]}\right) \geq \frac{|y|^2}{\sum_{s,t \in y} N_{s \cup t} \psi_{s,t} + |y|/\tau^2}. \quad (24)$$

Under a given road network size p , let indicator random variable I_s denote whether a road segment s is traversed by a randomly sampled route $Y_p \sim \mu_p$. Given $\{I_s\}_{s \in \mathcal{S}_p}$, we rewrote (24) as

$$\begin{aligned} R\left(\hat{\Theta}_y^* \mid y_{[N]}\right) &\geq \frac{\left(\sum_{s \in \mathcal{S}_p} I_s\right)^2}{\sum_{s,t \in \mathcal{S}_p} N_{s \cup t} \psi_{s,t} I_s I_t + \left(\sum_{s \in \mathcal{S}_p} I_s\right) / \tau^2} \\ &= \frac{1}{\sum_{s,t \in \mathcal{S}_p} N_{s \cup t} \psi_{s,t} \frac{I_s I_t}{\left(\sum_{s' \in \mathcal{S}_p} I_{s'}\right)^2} + \frac{1}{\left(\sum_{s' \in \mathcal{S}_p} I_{s'}\right) \tau^2}} \\ &\geq \frac{1}{\sum_{s,t \in \mathcal{S}_p} N_{s \cup t} |\psi_{s,t}| \frac{I_s I_t}{\left(\sum_{s' \in \mathcal{S}_p} I_{s'}\right)^2} + \frac{1}{\left(\sum_{s' \in \mathcal{S}_p} I_{s'}\right) \tau^2}}. \end{aligned}$$

Taking expectations over the predicting route and the historical routes,

$$\begin{aligned} R(\hat{\Theta}_{Y_p}^*) &\geq \mathbb{E} \left[\frac{1}{\sum_{s,t \in \mathcal{S}_p} N_{s \cup t} |\psi_{s,t}| \frac{I_s I_t}{\left(\sum_{s' \in \mathcal{S}_p} I_{s'}\right)^2} + \frac{1}{\left(\sum_{s' \in \mathcal{S}_p} I_{s'}\right) \tau^2}} \right] \\ &\geq \frac{1}{\sum_{s,t \in \mathcal{S}_p} \mathbb{E}[N_{s \cup t}] |\psi_{s,t}| \mathbb{E} \left[\frac{I_s I_t}{\left(\sum_{s' \in \mathcal{S}_p} I_{s'}\right)^2} \right] + \frac{1}{\tau^2} \mathbb{E} \left[\frac{1}{\sum_{s' \in \mathcal{S}_p} I_{s'}} \right]}. \end{aligned}$$

The second inequality holds because of $E[1/X] \geq 1/E[X]$ for any non-negative random variable X . By Corollary 2, we have $R(\hat{\Theta}_{Y_p}^{(\text{seg})}) = \mathcal{O}(p^2/N)$. This gives,

$$\frac{R(\hat{\Theta}_{Y_p}^{(\text{seg})})}{R(\hat{\Theta}_{Y_p}^*)} \leq \mathcal{O}(p^2/N) \left(\sum_{s,t \in \mathcal{S}_p} \mathbb{E}[N_{s \cup t}] |\psi_{s,t}| \mathbb{E} \left[\frac{I_s I_t}{\left(\sum_{s' \in \mathcal{S}_p} I_{s'}\right)^2} \right] + \frac{1}{\tau^2} \mathbb{E} \left[\frac{1}{\sum_{s' \in \mathcal{S}_p} I_{s'}} \right] \right). \quad (25)$$

We analyze the two terms in the parenthesis separately. For the first term,

$$\begin{aligned} &\mathcal{O}(p^2/N) \sum_{s,t \in \mathcal{S}_p} \mathbb{E}[N_{s \cup t}] |\psi_{s,t}| \mathbb{E} \left[\frac{I_s I_t}{\left(\sum_{s' \in \mathcal{S}_p} I_{s'}\right)^2} \right] \\ &= \mathcal{O}(p^2) \sum_{s,t \in \mathcal{S}_p} \frac{\mathbb{E}[N_{s \cup t}]}{N} |\psi_{s,t}| \mathbb{E} \left[\frac{I_s I_t}{\left(\sum_{s' \in \mathcal{S}_p} I_{s'}\right)^2} \right] \end{aligned}$$

$$\begin{aligned}
&\leq \mathcal{O}(p^2) \sum_{s,t \in \mathcal{S}_p} \mathbb{P}(I_s = 1, I_t = 1) |\psi_{s,t}| \mathbb{E} \left[\frac{I_s}{(\sum_{s' \in \mathcal{S}_p} I_{s'})^2} \right] \\
&\leq \mathcal{O}(p^2) \sum_{s,t \in \mathcal{S}_p} \mathbb{P}(I_s = 1) |\psi_{s,t}| \mathbb{E} \left[\frac{I_s}{(\sum_{s' \in \mathcal{S}_p} I_{s'})^2} \right] \\
&= \mathcal{O}(p^2) \sum_{s \in \mathcal{S}_p} \sum_{t \in \mathcal{S}_p} \mathbb{P}^2(I_s = 1) |\psi_{s,t}| \mathbb{E} \left[\frac{1}{(\sum_{s' \in \mathcal{S}_p} I_{s'})^2} \middle| I_s = 1 \right] \\
&= \mathcal{O}(p^2) \sum_{s \in \mathcal{S}_p} \mathbb{P}^2(I_s = 1) \mathbb{E} \left[\frac{1}{(\sum_{s' \in \mathcal{S}_p} I_{s'})^2} \middle| I_s = 1 \right] \left(\sum_{t \in \mathcal{S}_p} |\psi_{s,t}| \right) \\
&= \mathcal{O}(p^2) \sum_{s \in \mathcal{S}_p} \mathbb{P}^2(I_s = 1) \mathbb{E} \left[\frac{1}{(\sum_{s' \in \mathcal{S}_p} I_{s'})^2} \middle| I_s = 1 \right] \mathcal{O}(1) \\
&= \mathcal{O}(p^2) \sum_{s \in \mathcal{S}_p} \mathbb{P}^2(I_s = 1) \mathbb{E} \left[\frac{1}{(\sum_{s' \in \mathcal{S}_p} I_{s'})^2} \middle| I_s = 1 \right]. \tag{26}
\end{aligned}$$

We have the following claims whose proof can be found in the proof of Lemma 7 in Appendix B. For any segment $s \in \mathcal{S}_p$,

$$\mathbb{E} \left[\frac{1}{(\sum_{s' \in \mathcal{S}_p} I_{s'})^2} \middle| I_s = 1 \right] = \mathcal{O}(\log(p)p^{-2}), \quad \mathbb{E} \left[\frac{1}{(\sum_{s' \in \mathcal{S}_p} I_{s'})^2} \middle| I_s = 0 \right] = \mathcal{O}(\log(p)p^{-2}).$$

Now go back to equation (26), for any $1/2 \leq \alpha \leq 1$,

$$\begin{aligned}
&\mathcal{O}(p^2) \sum_{s \in \mathcal{S}_p} \mathbb{P}^2(I_s = 1) \mathbb{E} \left[\frac{1}{(\sum_{s' \in \mathcal{S}_p} I_{s'})^2} \middle| I_s = 1 \right] \\
&= \mathcal{O}(p^2) \left(\sum_{s \in \mathcal{S}_p} \mathbb{P}^2(I_s = 1) \right) \mathcal{O}(\log(p)p^{-2}) \\
&= \mathcal{O}(p^2) \mathcal{O}(1) \mathcal{O}(\log(p)p^{-2}) \quad (\text{by Lemma 5 in Appendix B}) \\
&= \mathcal{O}(\log(p)).
\end{aligned}$$

For the second term in (25),

$$\begin{aligned}
&\mathcal{O}(p^2/N) \frac{1}{\tau^2} \mathbb{E} \left[\frac{1}{\sum_{s' \in \mathcal{S}_p} I_{s'}} \right] \\
&\leq \mathcal{O}(p^2/N) \frac{1}{\tau^2} \sqrt{\mathbb{E} \left[\frac{1}{(\sum_{s' \in \mathcal{S}_p} I_{s'})^2} \right]} \\
&= \mathcal{O}(p^2/N) \frac{1}{\tau^2} \sqrt{\mathbb{E} \left[\frac{1}{(\sum_{s' \in \mathcal{S}_p} I_{s'})^2} \middle| I_s = 1 \right] \mathbb{P}(I_s = 1) + \mathbb{E} \left[\frac{1}{(\sum_{s' \in \mathcal{S}_p} I_{s'})^2} \middle| I_s = 0 \right] \mathbb{P}(I_s = 0)}
\end{aligned}$$

$$\begin{aligned}
&= \mathcal{O}(p^2/N) \frac{1}{\tau^2} \sqrt{\mathcal{O}(p^{-2} \log(p))} \\
&= \mathcal{O}\left(p \sqrt{\log(p)}/N\right) \frac{1}{\tau^2} \\
&= \mathcal{O}(1). \quad (\text{as } N = \omega(p))
\end{aligned}$$

The first inequality uses the fact that $\mathbb{E}[X] \leq \sqrt{\mathbb{E}[X^2]}$ for any random variable X .

This completes the proof that $R(\hat{\Theta}_{Y_p}^{(\text{seg})})/R(\hat{\Theta}_{Y_p}^*) = \mathcal{O}(\log(p))$ when $N = \omega(p)$ and $1/2 \leq \alpha \leq 1$. \square

Proof of Proposition 6. Using the information-theoretic lower bound in Lemma 2, given a set of historical routes $Y_{p,[N]}$ and the predicting route Y_p under a grid size p , for any estimator,

$$\begin{aligned}
R\left(\hat{\Theta}_{Y_p} \mid Y_{p,[N]}\right) &\geq \frac{|Y_p|^2}{\sum_{s,t \in Y_p} N_{s \cup t} \psi_{s,t} + |Y_p|/\tau^2} \\
&\geq \frac{|Y_p|^2}{\sum_{s,t \in Y_p} N \psi_{s,t} + |Y_p|/\tau^2} \quad (N \geq N_{s \cup t}, \forall s, t \in Y_p) \\
&= \frac{|Y_p|^2}{\sum_{s,t \in Y_p} \mathcal{O}(p) \psi_{s,t} + |Y_p|/\tau^2} \\
&= \frac{|Y_p|^2}{|Y_p| \mathcal{O}(p) + |Y_p|/\tau^2} \quad (\sum_{t \in Y_p} \psi_{s,t} = \mathcal{O}(1) \text{ by Assumption 2.2}) \\
&= \frac{|Y_p|}{\mathcal{O}(p) + 1/\tau^2}.
\end{aligned}$$

Taking the expectation over the predicting route $Y_p \in \mu_p$ yields

$$R(\hat{\Theta}_{Y_p}) \geq \frac{\mathbb{E}[|Y_p|]}{\mathcal{O}(p) + 1/\tau^2}.$$

We know that as α increases, route origins and destinations are distributed toward the center of the grid. We thus can focus on the case of $\alpha = 1$ to get a lower bound for $\mathbb{E}[|Y_p|]$. When $\alpha = 1$,

$$\begin{aligned}
\mathbb{E}[|Y_p|] &= \frac{1}{(p+1)^2} \left(\sum_{i_1=0}^p \sum_{i_2=0}^p |i_1 - i_2| + \sum_{j_1=0}^p \sum_{j_2=0}^p |j_1 - j_2| \right) \\
&= \frac{2}{(p+1)^2} \left(\sum_{i_1=0}^p \sum_{i_2=0}^p |i_1 - i_2| \right) \\
&= \frac{2}{(p+1)^2} \left(\sum_{i_1=0}^p \sum_{i_2=i_1+1}^p (i_2 - i_1) + \sum_{i_1=0}^p \sum_{i_2=0}^{i_1-1} (i_1 - i_2) \right) \\
&= \frac{2}{(p+1)^2} \cdot 2 \cdot \sum_{i=1}^p \frac{i(i+1)}{2} \\
&= \frac{2}{(p+1)^2} \left(\sum_{i=1}^p i^2 + \sum_{i=1}^p i \right)
\end{aligned}$$

$$\begin{aligned}
&= \frac{2}{(p+1)^2} \left(\frac{p(p+1)(2p+1)}{6} + \frac{p(p+1)}{2} \right) \\
&= \frac{p(2p+1)}{3(p+1)} + \frac{p}{p+1} \\
&= \Omega(p).
\end{aligned}$$

Thus for any $\alpha \in (0, 1]$, there exist $\epsilon > 0$ such that for any estimator,

$$R(\hat{\Theta}_{Y_p}) \geq \frac{\Omega(p)}{\mathcal{O}(p) + 1/\tau^2} > \epsilon, \quad \forall p.$$

This completes the proof that $\liminf_{p \rightarrow \infty} R(\hat{\Theta}_{Y_p}) > 0$ for any estimator. \square

Proof of Lemma 2. The result follows by adapting Theorem 1 of Gill and Levit [1995] which presents a multivariate version of the van Trees inequality. Consider estimating the total travel time on route y , $\Theta_y = \sum_{s \in y} \theta_s$, with one single observation $z \in \mathbb{R}_{\geq 0}^{M \times 1}$ where z_i is a single observed travel time for a single segment on a single trip and $M = \sum_{n=1}^N |y_n|$. Let $u_i = s$ if the i^{th} observation in Z is a travel time on segment s . Let $w_i = n$ if the i^{th} observation in z is a travel time from trip n . Thus, $z_i = T'_{w_i, u_i}$, $\forall i \in \{1, \dots, M\}$. With a bit abuse of notation, let $\theta_y = [\theta_s]_{s \in y}$. Define the Fisher information matrix

$$\mathcal{I}(\theta_y) = \mathbb{E} \left[\left(\frac{\partial \log f(Z | \theta_y)}{\partial \theta_y} \right)^\top \left(\frac{\partial \log f(Z | \theta_y)}{\partial \theta_y} \right) \right] \in \mathbb{R}^{|y| \times |y|},$$

where the expectation is taken over Z with u_i and w_i fixed and $f(Z | \theta_y)$ is the density of Z given θ_y . Suppose $f(\cdot | \theta_y)$ is on an arbitrary measure space \mathbf{Z} for all θ_y . Note that $\partial \log f(Z | \theta_y) / \partial \theta_y := [\partial \log f(Z | \theta_y) / \partial \theta_s]_{s \in y} \in \mathbb{R}^{1 \times |y|}$. Let $\lambda(\theta_y)$ be the prior density. Suppose $\theta_y \in \Theta_y \in \mathbb{R}^{1 \times |y|}$ and $\theta_s \in \Theta_s \in \mathbb{R}$. Define the information on the prior distribution $\lambda(\cdot)$,

$$\mathcal{I}(\lambda) = \mathbb{E} \left[\left(\frac{\partial \log \lambda(\theta_y)}{\partial \theta_y} \right)^\top \left(\frac{\partial \log \lambda(\theta_y)}{\partial \theta_y} \right) \right] \in \mathbb{R}^{|y| \times |y|},$$

where the expectation is taken over θ_y . The following result is taken from Theorem 1 of Gill and Levit [1995] and adapted to our setup by choosing $B(\theta_y) = 1$ and $C(\theta_y) = 1^{1 \times |y|}$ in their theorem. The original assumptions stated in Gill and Levit [1995] are provided below. We call a function $g(\theta_y)$ nice if for each $s \in y$, it is absolutely continuous in θ_s for almost all values of the other components of θ_y and its partial derivatives $\partial g / \partial \theta_s$ are measurable in θ_y .

Assumption 3. Gill and Levit [1995] impose the following assumptions.

1. $f(z | \theta_y)$ is nice in θ_y for almost all z and its partial derivatives with respect to θ_y are measurable in z, θ_y .
2. The Fisher information matrix $\mathcal{I}(\theta_y)$ exists and $\text{diag}(\mathcal{I}(\theta_y))^{1/2}$ is locally integrable in θ_y .
3. $\lambda(\theta_y)$ is nice in θ_y ; Θ_y is compact with boundary which is piecewise C^1 -smooth; $\lambda(\theta_y)$ is positive on the interior of Θ_y and zero on its boundary.

Theorem 5 (Multivariate van Trees inequality). *For any estimator $\hat{\Theta}_y$,*

$$\int_{\Theta_y} \mathbb{E} \left[\left(\hat{\Theta}_y - \Theta_y \right)^2 \middle| y_{[N]}, \theta_y \right] \lambda(\theta_y) d\theta_y \geq \frac{|y|^2}{\int_{\Theta_y} \text{trace}(\mathcal{I}(\theta_y)) \lambda(\theta_y) d\theta_y + \text{trace}(\mathcal{I}(\lambda))}. \quad (27)$$

Revised Assumption 3.3. We note that the compactness of Θ_y in Assumption 3.3 can be replaced with $\Theta_y = \mathbb{R}^{1 \times |y|}$ and $\lim_{\theta_s \rightarrow +\infty} \Theta_y \lambda(\theta_y) = 0$ and $\lim_{\theta_s \rightarrow -\infty} \Theta_y \lambda(\theta_y) = 0$ for all $s \in y$ and for almost all values of the other components of θ_y . We still require $\lambda(\theta_y)$ to be nice in $\theta_y \in \Theta_y$. We will use this changed assumption later in the proof as we will impose a Gaussian prior for $\lambda(\theta_y)$. Here we provide an updated proof based on this revised assumption.

Proof of Theorem 5 under revised Assumption 3.3. Most of the proof follows exactly as the one provided on page 65 of Gill and Levit [1995]. We do not repeat the arguments here. The only part we have to re-verify is the derivation of $\mathbb{E}[XY]$ where $X = \hat{\Theta}_y - \Theta_y$ and $Y = \sum_{s \in y} (\partial\{f(Z|\theta_y)\lambda(\theta_y)\}/\partial\theta_s) \cdot (1/(f(Z|\theta_y)\lambda(\theta_y)))$. We let Θ_{-s} and θ_{-s} define the measure space and vector excluding the s^{th} component.

$$\begin{aligned} \mathbb{E}[XY] &= \int_{\mathbf{Z}} \int_{\Theta_y} (\hat{\Theta}_y - \Theta_y) \sum_{s \in y} \frac{\partial\{f(z|\theta_y)\lambda(\theta_y)\}}{\partial\theta_s} d\theta dz \\ &= \int_{\mathbf{Z}} \left(\sum_{s \in y} \int_{\Theta_{-s}} \int_{\Theta_s} (\hat{\Theta}_y - \Theta_y) \frac{\partial\{f(z|\theta_y)\lambda(\theta_y)\}}{\partial\theta_s} d\theta_s d\theta_{-s} \right) dz \\ &= \int_{\mathbf{Z}} \left(\sum_{s \in y} \int_{\Theta_{-s}} \int_{-\infty}^{+\infty} (\hat{\Theta}_y - \Theta_y) \frac{\partial\{f(z|\theta_y)\lambda(\theta_y)\}}{\partial\theta_s} d\theta_s d\theta_{-s} \right) dz \\ &= \int_{\mathbf{Z}} \left(\sum_{s \in y} \int_{\Theta_{-s}} \left(\left[(\hat{\Theta}_y - \Theta_y) f(z|\theta_y)\lambda(\theta_y) \right]_{-\infty}^{+\infty} + \int_{-\infty}^{+\infty} f(z|\theta_y)\lambda(\theta_y) d\theta_s \right) d\theta_{-s} \right) dz \\ &= \int_{\mathbf{Z}} \left(\sum_{s \in y} \int_{\Theta_{-s}} \left(\int_{-\infty}^{+\infty} f(z|\theta_y)\lambda(\theta_y) d\theta_s \right) d\theta_{-s} \right) dz \\ &= |y| \int_{\mathbf{Z}} \int_{\Theta_y} f(z|\theta_y)\lambda(\theta_y) d\theta_y dz \\ &= |y|. \end{aligned}$$

The fourth equality is integration by parts. The fifth equality holds because $\lim_{\theta_s \rightarrow +\infty} \Theta_y \lambda(\theta_y) = 0$ and $\lim_{\theta_s \rightarrow -\infty} \Theta_y \lambda(\theta_y) = 0$ which implies that $\lim_{\theta_s \rightarrow +\infty} \lambda(\theta_y) = 0$ and $\lim_{\theta_s \rightarrow -\infty} \lambda(\theta_y) = 0$. The rest of the proof follows exactly as the one in Gill and Levit [1995] by showing that

$$\mathbb{E}[Y^2] = \int_{\Theta_y} \text{trace}(\mathcal{I}(\theta_y)) \lambda(\theta_y) d\theta_y + \text{trace}(\mathcal{I}(\lambda)),$$

and finally by Cauchy-Schwarz inequality,

$$\begin{aligned} \int_{\Theta_y} \mathbb{E} \left[\left(\hat{\Theta}_y - \Theta_y \right)^2 \middle| y_{[N]}, \theta_y \right] \lambda(\theta_y) d\theta_y &= \mathbb{E}[X^2] \geq \frac{\mathbb{E}[XY]^2}{\mathbb{E}[Y^2]} \\ &= \frac{|y|^2}{\int_{\Theta_y} \text{trace}(\mathcal{I}(\theta_y)) \lambda(\theta_y) d\theta_y + \text{trace}(\mathcal{I}(\lambda))}. \end{aligned}$$

This completes the proof. \square

By the data generative process, we know that

$$f(z | \theta_y) = \prod_{n=1}^N f_n(\{z_i : w_i = n\} | \theta_y) \Rightarrow \log f(z | \theta_y) = \sum_{n=1}^N \log f_n(\{z_i : w_i = n\} | \theta_y),$$

where $f_n(\{z_i : w_i = n\} | \theta_y)$ is the density of observing the segment travel times on trip n given θ_y . Define the Fisher information matrix for each trip n ,

$$\mathcal{I}_n(\theta_y) = \mathbb{E} \left[\left(\frac{\partial \log f_n(\{Z_i : w_i = n\} | \theta_y)}{\partial \theta_y} \right)^\top \left(\frac{\partial \log f_n(\{Z_i : w_i = n\} | \theta_y)}{\partial \theta_y} \right) \right] \in \mathbb{R}^{|y| \times |y|}.$$

By an equivalent definition of the Fisher information matrix under mild regularity conditions (see Lemma 5.3 of [Lehmann and Casella 2006](#)), we have

$$\begin{aligned} [\mathcal{I}(\theta_y)]_{s,t} &= - \mathbb{E} \left[\frac{\partial^2}{\partial \theta_s \partial \theta_t} \log f(Z | \theta_y) \right] \\ &= - \sum_{n=1}^N \mathbb{E} \left[\frac{\partial^2}{\partial \theta_s \partial \theta_t} \log f_n(\{Z_i : w_i = n\} | \theta_y) \right] \\ &= \sum_{n=1}^N [\mathcal{I}_n(\theta_y)]_{s,t}, \end{aligned}$$

for all $s, t \in y$. Plugging this into (27) yields,

$$\begin{aligned} \int_{\Theta_y} \mathbb{E} \left[\left(\hat{\Theta}_y - \Theta_y \right)^2 \middle| y_{[N]}, \theta_y \right] \lambda(\theta_y) d\theta_y &\geq R \left(\hat{\Theta}_y^* \middle| y_{[N]} \right) \\ &\geq \frac{|y|^2}{\sum_{n=1}^N \int_{\Theta_y} \text{tr } \mathcal{I}_n(\theta_y) \lambda(\theta_y) d\theta_y + \text{tr } \mathcal{I}(\lambda)}. \end{aligned} \quad (28)$$

Since the form of the optimal estimator $\hat{\Theta}_y^*$ does not rely on the specific type of the distribution other than their means and covariance structures, the value of the right-hand side of inequality (28) under any distributions produces a valid lower bound. To get a valid lower bound, we simply assume both the means of segment travel times, and the segment travel times conditional on their means are normally distributed. Note that Gaussian priors and posteriors satisfy the revised Assumption 3.3. This greatly simplifies the analysis — we know that under multivariate normal the Fisher information matrix is simply the precision matrix. This gives $\mathcal{I}(\lambda) = \text{diag}(\underbrace{[1/\tau^2, \dots, 1/\tau^2]}_{|y|})$.

Moreover,

$$[\mathcal{I}_n(\theta_y)]_{s,t} = \begin{cases} \psi_{s,t}, & \text{if } s, t \in y_n, \\ 0, & \text{o/w,} \end{cases}$$

for all $s, t \in y$. This further yields,

$$\begin{aligned} R \left(\hat{\Theta}_y^* \middle| y_{[N]} \right) &\geq \frac{|y|^2}{\sum_{n=1}^N \sum_{s,t \in y_n} \psi_{s,t} + |y|/\tau^2} \\ &= \frac{|y|^2}{\sum_{s,t \in y} N_{s \cup t} \psi_{s,t} + |y|/\tau^2}. \end{aligned}$$

As a sanity check, when the sample size is zero ($N_{sUt} = 0, \forall s, t \in y$), we have $R(\hat{\Theta}_y^* | y_{[N]}) \geq |y|\tau^2$. This matches the intuition because if there is no historical data at all, the best estimator should just be the prior mean $|y|\mu$. It leads to the integrated risk $|y|\tau^2$ which contains no variance but only bias. \square

B Additional Results

Lemma 3. Let

$$S(q_s, N) = \sum_{N_s=1}^N \frac{1}{N_s} \binom{N}{N_s} q_s^{N_s} (1 - q_s)^{N - N_s}.$$

Then

$$\begin{aligned} \frac{1 - (1 - q_s)^{N+1}}{(N+1)q_s} - (1 - q_s)^N &< S(q_s, N) \\ 2 \left(\frac{1 - (1 - q_s)^{N+1}}{(N+1)q_s} - (1 - q_s)^N \right) &> S(q_s, N) \end{aligned}$$

Proof. For $N_s \sim \text{Binomial}(N, q_s)$, we use [Chao and Strawderman, 1972, Eqn. 3.4] to obtain

$$\begin{aligned} \mathbb{E}[(N_s + 1)^{-1}] &= (1 - q_s)^N + \sum_{N_s=1}^N \frac{1}{N_s + 1} \binom{N}{N_s} q_s^{N_s} (1 - q_s)^{N - N_s} \\ &= \frac{1 - (1 - q_s)^{N+1}}{(N+1)q_s}, \end{aligned}$$

and since

$$\begin{aligned} \sum_{N_s=1}^N \frac{1}{N_s + 1} \binom{N}{N_s} q_s^{N_s} (1 - q_s)^{N - N_s} &< S(q_s, N), \\ 2 \sum_{N_s=1}^N \frac{1}{N_s + 1} \binom{N}{N_s} q_s^{N_s} (1 - q_s)^{N - N_s} &> S(q_s, N), \end{aligned}$$

the result follows. \square

Lemma 4. For an even number p , consider the following function of $j \in \mathbb{Z}_{>0}$,

$$g(j) = \prod_{i=1}^j \frac{i + \alpha}{i + 1} \cdot \frac{p - i}{p - i - 1 + \alpha},$$

we have,

$$g(j) \simeq \left(\frac{1}{j + 1} \right)^{1 - \alpha},$$

for all $0 \leq \alpha \leq 1$ and $j \leq p/2 - 1$.

Proof. We first show that $(i + \alpha)/(i + 1) \geq (i/(i + 1))^{1-\alpha}$, $\forall i \in \mathbb{Z}_{>0}$. Notice that at the two end points $\alpha = 0$ and $\alpha = 1$, we have $(i + \alpha)/(i + 1) = (i/(i + 1))^{1-\alpha}$, $\forall i \in \mathbb{Z}_{>0}$. Given that

$$\frac{d^2}{d\alpha^2} \left(\frac{i + \alpha}{i + 1} - \left(\frac{i}{i + 1} \right)^{1-\alpha} \right) = - \left(\frac{i}{i + 1} \right)^{1-\alpha} \log^2 \left(\frac{i}{i + 1} \right) < 0,$$

we know that $(i + \alpha)/(i + 1) - (i/(i + 1))^{1-\alpha}$ is concave in α for any $i \in \mathbb{Z}_{>0}$. This gives $(i + \alpha)/(i + 1) - (i/(i + 1))^{1-\alpha} \geq 0$, $\forall i \in \mathbb{Z}_{>0}, \forall \alpha \in [0, 1]$. We then have

$$g(j) \geq \prod_{i=1}^j \frac{i + \alpha}{i + 1} \geq \prod_{i=1}^j \left(\frac{i}{i + 1} \right)^{1-\alpha} = \left(\frac{1}{j + 1} \right)^{1-\alpha}.$$

We now prove the other direction. For some $i \in \mathbb{Z}_{>0}$, we first look at the function

$$f(\alpha) = \frac{(i + \alpha)/(i + 1)}{(i/(i + 1))^{1-\alpha}}, \quad \forall \alpha \in [0, 1].$$

The first-order condition of $f(\alpha)$ is

$$\frac{d}{d\alpha} f(\alpha) = \frac{\left(\frac{i}{i+1} \right)^\alpha \left((i + \alpha) \log \left(\frac{i}{i+1} \right) + 1 \right)}{i} = 0,$$

which yields

$$\alpha^*(i) = \frac{1}{\log((i + 1)/i)} - i \in [0, 1], \quad \forall i \in \mathbb{Z}_{>0}. \quad (29)$$

The second derivative of $f(\alpha)$ is

$$\begin{aligned} \frac{d^2}{d\alpha^2} f(\alpha) &= \frac{(i + \alpha) \left(\frac{i}{i+1} \right)^{\alpha-1} \log^2 \left(\frac{i}{i+1} \right)}{i + 1} + \frac{2 \left(\frac{i}{i+1} \right)^{\alpha-1} \log \left(\frac{i}{i+1} \right)}{i + 1} \\ &= \frac{1}{i + 1} \left(\frac{i}{i + 1} \right)^{\alpha-1} \log \left(\frac{i}{i + 1} \right) \left((i + \alpha) \log \left(\frac{i}{i + 1} \right) + 2 \right) < 0, \quad \forall \alpha \in [0, 1], \forall i \in \mathbb{Z}_{>0}. \end{aligned}$$

This suggests that $\alpha^*(i)$ in (29) is the solution that maximizes $f(\alpha)$ for a given $i \in \mathbb{Z}_{>0}$. Moreover, $\alpha^*(i)$ is increasing in i and $\lim_{i \rightarrow +\infty} \alpha^*(i) = 1/2$, which gives $\alpha^*(i) \in [0, 1/2]$, $\forall i \in \mathbb{Z}_{>0}$.

We now show that

$$\prod_{i=1}^j \frac{i + \alpha}{i + 1} \lesssim \prod_{i=1}^j \left(\frac{i}{i + 1} \right)^{1-\alpha} = \left(\frac{1}{j + 1} \right)^{1-\alpha}, \quad \forall \alpha \in [0, 1], \forall j \in \mathbb{Z}_{>0}.$$

To see that,

$$\frac{\prod_{i=1}^j \frac{i+\alpha}{i+1}}{\prod_{i=1}^j \left(\frac{i}{i+1} \right)^{1-\alpha}} \leq \frac{\prod_{i=1}^j \frac{i+\alpha^*(i)}{i+1}}{\prod_{i=1}^j \left(\frac{i}{i+1} \right)^{1-\alpha^*(i)}} \leq \frac{\prod_{i=1}^j \frac{i+1/2}{i+1}}{\prod_{i=1}^j \left(\frac{i}{i+1} \right)^{1-\alpha^*(i)}}. \quad (30)$$

$$\begin{aligned}
& \text{For } \prod_{i=1}^j \left(\frac{i}{i+1} \right)^{1-\alpha^*(i)}, \\
& \prod_{i=1}^j \left(\frac{i}{i+1} \right)^{1-\alpha^*(i)} \\
&= \prod_{i=1}^j \left(\frac{i}{i+1} \right)^{1+i-\frac{1}{\log((i+1)/i)}} \\
&= \prod_{i=1}^j \left(\frac{i}{i+1} \right)^{1/2} \left(\frac{i}{i+1} \right)^{1/2+i} \left(\frac{i}{i+1} \right)^{-\frac{1}{\log((i+1)/i)}} \\
&= \prod_{i=1}^j \left(\frac{i}{i+1} \right)^{1/2} \left(\frac{i}{i+1} \right)^{1/2+i} e \\
&\geq \prod_{i=1}^j \left(\frac{i}{i+1} \right)^{1/2} \left(e^{-1} - \frac{1}{12e \cdot i^2} \right) e \quad (\text{using Taylor series of } (i/(i+1))^{1/2+i} \text{ at } +\infty) \\
&= \left(\frac{1}{j+1} \right)^{1/2} \prod_{i=1}^j \left(1 - \frac{1}{12 \cdot i^2} \right) \\
&\gtrsim \left(\frac{1}{j+1} \right)^{1/2}.
\end{aligned}$$

The last inequality uses a result in analysis that for a series of $0 < p_i < 1$, $i \in \mathbb{Z}_{>0}$, a sufficient and necessary condition for $\prod_{i=1}^{+\infty} (1 - p_i) > 0$ is $\sum_{i=1}^{+\infty} p_i < +\infty$. This leads to $\prod_{i=1}^j (1 - 1/(12 \cdot i^2)) \geq \prod_{i=1}^{+\infty} (1 - 1/(12 \cdot i^2)) > 0$.

On the other hand,

$$\prod_{i=1}^j \frac{i+1/2}{i+1} = \prod_{i=1}^j \frac{2i+1}{2i+2}.$$

We know that

$$\prod_{i=1}^j \frac{2i+1}{2i+2} \cdot \prod_{i=1}^j \frac{2i}{2i+1} = \frac{1}{j+1}, \quad \frac{\prod_{i=1}^j \frac{2i+1}{2i+2}}{\prod_{i=1}^j \frac{2i}{2i+1}} \leq (3/4)/(2/3) = 9/8,$$

which suggests that

$$\prod_{i=1}^j \frac{i+1/2}{i+1} \lesssim \left(\frac{1}{j+1} \right)^{1/2}.$$

Using (30),

$$\frac{\prod_{i=1}^j \frac{i+\alpha}{i+1}}{\prod_{i=1}^j \left(\frac{i}{i+1} \right)^{1-\alpha}} \lesssim \frac{\left(\frac{1}{j+1} \right)^{1/2}}{\left(\frac{1}{j+1} \right)^{1/2}} = 1 \quad \Rightarrow \quad \prod_{i=1}^j \frac{i+\alpha}{i+1} \lesssim \prod_{i=1}^j \left(\frac{i}{i+1} \right)^{1-\alpha} = \left(\frac{1}{j+1} \right)^{1-\alpha}.$$

This further gives,

$$g(j) = \prod_{i=1}^j \frac{i+\alpha}{i+1} \cdot \frac{p-i}{p-i-1+\alpha}$$

$$\begin{aligned}
&\leq \prod_{i=1}^j \frac{i+\alpha}{i+1} \cdot \frac{p-i}{p-i-1} \\
&= \left(\prod_{i=1}^j \frac{i+\alpha}{i+1} \right) \cdot \frac{p-1}{p-j-1} \\
&\leq \left(\prod_{i=1}^j \frac{i+\alpha}{i+1} \right) \cdot \frac{p-1}{p-p/2+1-1} \\
&= \left(\prod_{i=1}^j \frac{i+\alpha}{i+1} \right) \cdot \frac{p-1}{p/2} \\
&\leq 2 \left(\prod_{i=1}^j \frac{i+\alpha}{i+1} \right) \\
&\lesssim \left(\frac{1}{j+1} \right)^{1-\alpha}.
\end{aligned}$$

This completes the proof. \square

Lemma 5. Under the route distribution μ_p in Section 4.1.1,

$$\sum_{s \in \mathcal{S}_p} q_s^2 = \sum_{s \in \mathcal{S}_p} \mathbb{P}^2[s \in Y_p] \simeq \begin{cases} 1, & \frac{1}{2} < \alpha \leq 1, \\ p^{1-2\alpha}, & 0 < \alpha \leq \frac{1}{2}. \end{cases}$$

Proof. Without loss of generality, we focus on the case that p is even. From the proof of Proposition 4, we know that for a segment $s = (i, j) \rightarrow (i+1, j)$,

$$\begin{aligned}
&\mathbb{P}[s \in Y_p] \\
&\simeq \sum_{i_1=0}^i \sum_{i_2=i+1}^p \mathbb{P}(x_1 = (i_1, j)) \mathbb{P}(x_2 = (i_2, \cdot)) \\
&= \mathbb{P}(x_1 = (\cdot, j)) \cdot \left(\sum_{i_1=0}^i \sum_{i_2=i+1}^p \mathbb{P}(x_1 = (i_1, \cdot)) \mathbb{P}(x_2 = (i_2, \cdot)) \right) \\
&= \mathbb{P}(x_1 = (\cdot, j)) \cdot \left(\sum_{i_1=0}^i \mathbb{P}(x_1 = (i_1, \cdot)) \right) \left(\sum_{i_2=i+1}^p \mathbb{P}(x_2 = (i_2, \cdot)) \right).
\end{aligned}$$

Moreover, because μ_p is symmetric,

$$\begin{aligned}
&\sum_{s \in \mathcal{S}_p} \mathbb{P}^2[s \in Y_p] \\
&\simeq \sum_{i \in \{0, \dots, p/2-1\}} \sum_{j \in \{0, \dots, p/2\}} \mathbb{P}^2[s = (i, j) \rightarrow (i+1, j) \in Y_p] \\
&\simeq \sum_{i \in \{0, \dots, p/2-1\}} \sum_{j \in \{0, \dots, p/2\}} \mathbb{P}^2(x_1 = (\cdot, j)) \cdot \left(\sum_{i_1=0}^i \mathbb{P}(x_1 = (i_1, \cdot)) \right)^2 \left(\sum_{i_2=i+1}^p \mathbb{P}(x_2 = (i_2, \cdot)) \right)^2
\end{aligned}$$

$$\begin{aligned}
&= \left(\sum_{j \in \{0, \dots, p/2\}} \mathbb{P}^2(x_1 = (\cdot, j)) \right) \cdot \left(\sum_{i \in \{0, \dots, p/2-1\}} \left(\sum_{i_1=0}^i \mathbb{P}(x_1 = (i_1, \cdot)) \right)^2 \left(\sum_{i_2=i+1}^p \mathbb{P}(x_2 = (i_2, \cdot)) \right)^2 \right) \\
&\simeq \left(\sum_{j \in \{0, \dots, p/2\}} \mathbb{P}^2(x_1 = (\cdot, j)) \right) \cdot \left(\sum_{i \in \{0, \dots, p/2-1\}} \left(\sum_{i_1=0}^i \mathbb{P}(x_1 = (i_1, \cdot)) \right)^2 \right). \tag{31}
\end{aligned}$$

- When $1/2 < \alpha \leq 1$, from the proof of Proposition 4,

$$\sum_{j \in \{0, \dots, p/2\}} \mathbb{P}^2(x_1 = (\cdot, j)) \simeq p^{-1},$$

and

$$\sum_{i_1=0}^i \mathbb{P}(x_1 = (i_1, \cdot)) \simeq p^{-\alpha} \left(\sum_{i_1=0}^i \left(\frac{1}{i_1+1} \right)^{1-\alpha} \right) \simeq p^{-\alpha} (i+1)^\alpha.$$

This yields,

$$(31) \simeq p^{-1} p^{-2\alpha} \sum_{i \in \{1, \dots, p/2\}} i^{2\alpha} \simeq p^{-1} p^{-2\alpha} p^{2\alpha+1} \simeq 1.$$

- When $0 < \alpha \leq 1/2$, from the proof of Proposition 4,

$$\sum_{j \in \{0, \dots, p/2\}} \mathbb{P}^2(x_1 = (\cdot, j)) \simeq p^{-2\alpha},$$

and

$$\sum_{i_1=0}^i \mathbb{P}(x_1 = (i_1, \cdot)) \simeq p^{-\alpha} \left(\sum_{i_1=0}^i \left(\frac{1}{i_1+1} \right)^{1-\alpha} \right) \simeq p^{-\alpha} (i+1)^\alpha.$$

This yields,

$$(31) \simeq p^{-2\alpha} p^{-2\alpha} \sum_{i \in \{1, \dots, p/2\}} i^{2\alpha} \simeq p^{-2\alpha} p^{-2\alpha} p^{2\alpha+1} \simeq p^{1-2\alpha}.$$

This completes the proof. □

Lemma 6. For any $i, j \in \{0, \dots, p\}$,

$$\sum_{i_1=0}^i \sum_{i_2=i+1}^p \sum_{j_2=0}^p \frac{1}{(|i_1 - i_2| + |j - j_2|)^2} \leq 2 \left(\sum_{n=1}^{i+1} \frac{1 + \dots + n}{n^2} + \sum_{n=i+2}^{2p} \frac{1 + \dots + (i+1) + (i+1)(n-i-1)}{n^2} \right).$$

T

Proof. We have,

$$\begin{aligned}
& \sum_{i_1=0}^i \sum_{i_2=i+1}^p \sum_{j_2=0}^p \frac{1}{(|i_1 - i_2| + |j - j_2|)^2} \\
&= \sum_{j_2=0}^p \sum_{i_2=i+1}^p \sum_{i_1=i}^0 \frac{1}{(|i_1 - i_2| + |j - j_2|)^2} \\
&\leq 2 \left(\sum_{j_2=0}^p \sum_{i_2=i+1}^p \sum_{i_1=i}^0 \frac{1}{(|i_1 - i_2| + j_2)^2} \right) \quad (\text{by symmetry and } j \in \{0, \dots, p\}) \\
&= 2 \left(\sum_{j_2=0}^p \sum_{i_2=1}^{p-i} \sum_{i_1=0}^i \frac{1}{(i_1 + i_2 + j_2)^2} \right) \\
&\leq 2 \left(\sum_{n=1}^{i+1} \frac{1 + \dots + n}{n^2} + \sum_{n=i+2}^{2p} \frac{1 + \dots + (i+1) + (i+1)(n-i-1)}{n^2} \right).
\end{aligned}$$

This completes the proof. \square

Lemma 7. Under the route distribution μ_p in Section 4.1.1, for any segment $s \in \mathcal{S}_p$,

$$\mathbb{E} \left[\frac{1}{(\sum_{s' \in \mathcal{S}_p} I_{s'})^2} \middle| I_s = 1 \right] = \mathcal{O}(\log(p)p^{-2}), \quad \mathbb{E} \left[\frac{1}{(\sum_{s' \in \mathcal{S}_p} I_{s'})^2} \middle| I_s = 0 \right] = \mathcal{O}(\log(p)p^{-2}).$$

Proof. We first notice that for any segment s , $\mathbb{E}[1/(\sum_{s' \in \mathcal{S}_p} I_{s'})^2 | I_s = 1]$ and $\mathbb{E}[1/(\sum_{s' \in \mathcal{S}_p} I_{s'})^2 | I_s = 0]$ are increasing in $\alpha \in (0, 1]$, this is simply because as α increases, route origins and destinations are more concentrated in the center of the grid. We can thus focus on the case where $\alpha = 1$ to get upper bounds. Let \mathcal{X}_s be the set of origins and destinations such that $\mathbb{P}[x_1 = (i_1, j_1), x_2 = (i_2, j_2) | I_s = 1] > 0$ for any origin-destination pair $((i_1, j_1), (i_2, j_2)) \in \mathcal{X}_s$. Similarly, let \mathcal{X}'_s be the set of origins and destinations such that $\mathbb{P}[x_1 = (i_1, j_1), x_2 = (i_2, j_2) | I_s = 0] > 0$ for any origin-destination pair $((i_1, j_1), (i_2, j_2)) \in \mathcal{X}'_s$.

For any segment $s \in \mathcal{S}_p$, when $\alpha = 1$, i.e., route origins and destinations are uniformly distributed over the grid,

$$\begin{aligned}
& \mathbb{E} \left[\frac{1}{(\sum_{s' \in \mathcal{S}_p} I_{s'})^2} \middle| I_s = 1 \right] \\
&= \sum_{((i_1, j_1), (i_2, j_2)) \in \mathcal{X}_s} \frac{1}{(|i_1 - i_2| + |j_1 - j_2|)^2} \cdot \mathbb{P}[x_1 = (i_1, j_1), x_2 = (i_2, j_2) | I_s = 1] \\
&= \sum_{((i_1, j_1), (i_2, j_2)) \in \mathcal{X}_s} \frac{1}{(|i_1 - i_2| + |j_1 - j_2|)^2} \cdot \frac{\mathbb{P}[I_s = 1 | x_1 = (i_1, j_1), x_2 = (i_2, j_2)] \mathbb{P}[x_1 = (i_1, j_1), x_2 = (i_2, j_2)]}{\mathbb{P}[I_s = 1]} \\
&\simeq \sum_{((i_1, j_1), (i_2, j_2)) \in \mathcal{X}_s} \frac{1}{(|i_1 - i_2| + |j_1 - j_2|)^2} \cdot \frac{\mathbb{P}[x_1 = (i_1, j_1), x_2 = (i_2, j_2)]}{\sum_{((i_1, j_1), (i_2, j_2)) \in \mathcal{X}_s} \mathbb{P}[x_1 = (i_1, j_1), x_2 = (i_2, j_2)]} \quad (32)
\end{aligned}$$

$$= \sum_{((i_1, j_1), (i_2, j_2)) \in \mathcal{X}_s} \frac{1}{(|i_1 - i_2| + |j_1 - j_2|)^2} \cdot \frac{1}{|\mathcal{X}_s|}. \quad (33)$$

Equation (32) holds because $\mathbb{P}[I_s = 1 \mid x_1 = (i_1, j_1), x_2 = (i_2, j_2)] \in \{0.5, 1\}$, $\forall ((i_1, j_1), (i_2, j_2)) \in \mathcal{X}_s$. Moreover, equation (33) holds because of the uniformity of the distribution of origins and destinations.

Without loss of generality, consider any segment with horizontal movement $s = (i, j) \rightarrow (i + 1, j) \in \mathcal{S}_p$ with $i < p/2$,

$$\begin{aligned}
& \mathbb{E} \left[\frac{1}{(\sum_{s' \in \mathcal{S}_p} I_{s'})^2} \middle| I_s = 1 \right] \\
& \simeq \sum_{((i_1, j_1), (i_2, j_2)) \in \mathcal{X}_s} \frac{1}{(|i_1 - i_2| + |j_1 - j_2|)^2} \cdot \frac{1}{|\mathcal{X}_s|} \\
& = \sum_{i_1 \in \{0, \dots, i\}} \sum_{i_2 \in \{i+1, \dots, p\}} \sum_{j_2 \in \{0, \dots, p\}} \frac{1}{(|i_1 - i_2| + |j - j_2|)^2} \cdot \frac{1}{|\mathcal{X}_s|} \\
& \quad + \sum_{i_1 \in \{0, \dots, i\}} \sum_{j_1 \in \{0, \dots, p\}} \sum_{i_2 \in \{i+1, \dots, p\}} \frac{1}{(|i_1 - i_2| + |j_1 - j|)^2} \cdot \frac{1}{|\mathcal{X}_s|} \\
& = \frac{2}{|\mathcal{X}_s|} \left(\sum_{i_1 \in \{0, \dots, i\}} \sum_{i_2 \in \{i+1, \dots, p\}} \sum_{j_2 \in \{0, \dots, p\}} \frac{1}{(|i_1 - i_2| + |j - j_2|)^2} \right) \\
& \leq \frac{4}{|\mathcal{X}_s|} \left(\sum_{n=1}^{i+1} \frac{1 + \dots + n}{n^2} + \sum_{n=i+2}^{2p} \frac{1 + \dots + (i+1) + (i+1)(n-i-1)}{n^2} \right) \quad (\text{by Lemma 6 in Appendix B}) \\
& = \frac{4}{|\mathcal{X}_s|} \left(\sum_{n=1}^{i+1} \frac{n(n+1)/2}{n^2} + \sum_{n=i+2}^{2p} \frac{(i+2)(i+1)/2 + (i+1)(n-i-1)}{n^2} \right) \\
& \leq \frac{4}{|\mathcal{X}_s|} \left((i+1) + (i+1) \sum_{n=i+2}^{2p} \frac{n-i/2}{n^2} \right) \\
& = \frac{4}{|\mathcal{X}_s|} (i+1) \mathcal{O}(\log(p)) \\
& \simeq \frac{4}{(i+1)p^2} (i+1) \mathcal{O}(\log(p)) \\
& = \mathcal{O}(\log(p)p^{-2}).
\end{aligned}$$

Similarly,

$$\begin{aligned}
& \mathbb{E} \left[\frac{1}{(\sum_{s' \in \mathcal{S}_p} I_{s'})^2} \middle| I_s = 0 \right] \\
& = \sum_{((i_1, j_1), (i_2, j_2)) \in \mathcal{X}'_s} \frac{1}{(|i_1 - i_2| + |j_1 - j_2|)^2} \cdot \mathbb{P}[x_1 = (i_1, j_1), x_2 = (i_2, j_2) \mid I_s = 0] \\
& = \sum_{((i_1, j_1), (i_2, j_2)) \in \mathcal{X}'_s} \frac{1}{(|i_1 - i_2| + |j_1 - j_2|)^2} \cdot \frac{\mathbb{P}[I_s = 0 \mid x_1 = (i_1, j_1), x_2 = (i_2, j_2)] \mathbb{P}[x_1 = (i_1, j_1), x_2 = (i_2, j_2)]}{\mathbb{P}[I_s = 0]} \\
& \simeq \sum_{((i_1, j_1), (i_2, j_2)) \in \mathcal{X}'_s} \frac{1}{(|i_1 - i_2| + |j_1 - j_2|)^2} \cdot \frac{\mathbb{P}[x_1 = (i_1, j_1), x_2 = (i_2, j_2)]}{\sum_{((i_1, j_1), (i_2, j_2)) \in \mathcal{X}'_s} \mathbb{P}[x_1 = (i_1, j_1), x_2 = (i_2, j_2)]} \quad (34)
\end{aligned}$$

$$= \sum_{((i_1, j_1), (i_2, j_2)) \in \mathcal{X}'_s} \frac{1}{(|i_1 - i_2| + |j_1 - j_2|)^2} \cdot \frac{1}{|\mathcal{X}'_s|}. \quad (35)$$

Equation (34) holds because $\mathbb{P}[I_s = 0 \mid x_1 = (i_1, j_1), x_2 = (i_2, j_2)] \in \{0.5, 1\}$, $\forall ((i_1, j_1), (i_2, j_2)) \in \mathcal{X}'_s$, and equation (35) holds because of the uniformity of the distribution of origins and destinations.

Without loss of generality, consider any segment with horizontal movement $s = (i, j) \rightarrow (i + 1, j) \in \mathcal{S}_p$ with $i < p/2$,

$$\begin{aligned} & \mathbb{E} \left[\frac{1}{(\sum_{s' \in \mathcal{S}_p} I_{s'})^2} \mid I_s = 0 \right] \\ & \simeq \sum_{((i_1, j_1), (i_2, j_2)) \in \mathcal{X}'_s} \frac{1}{(|i_1 - i_2| + |j_1 - j_2|)^2} \cdot \frac{1}{|\mathcal{X}'_s|} \\ & \simeq \left(\sum_{i_1=0}^p \sum_{i_2=0}^p \sum_{j_1=0}^p \sum_{j_2=0}^p \frac{1}{(|i_1 - i_2| + |j_1 - j_2|)^2} \right) \cdot \frac{1}{p^4} \\ & = \mathcal{O} \left((p^2 \log(p)) \cdot \frac{1}{p^4} \right) \\ & = \mathcal{O}(p^{-2} \log(p)). \end{aligned}$$

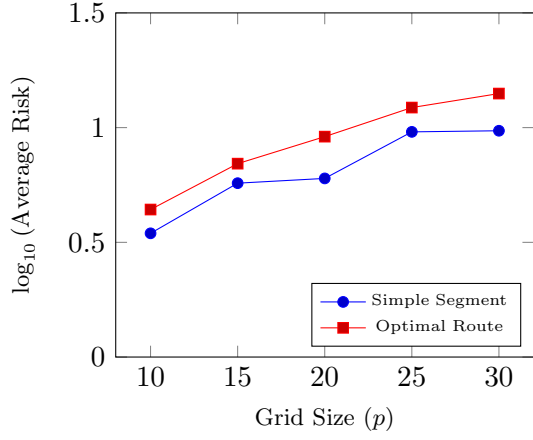
The second equality holds because the only origin-destination pairs that are *excluded* in \mathcal{X}'_s are those with $j_1 = j_2 = j$ and $i_1 \in \{0, \dots, i\}, i_2 \in \{i + 1, \dots, p\}$. The cardinality of these origin-destination pairs is of a much smaller order (p^2) compared to the cardinality of all possible origin-destination pairs (of the order of p^4). This completes the proof. \square

C Additional Numerical Experiments

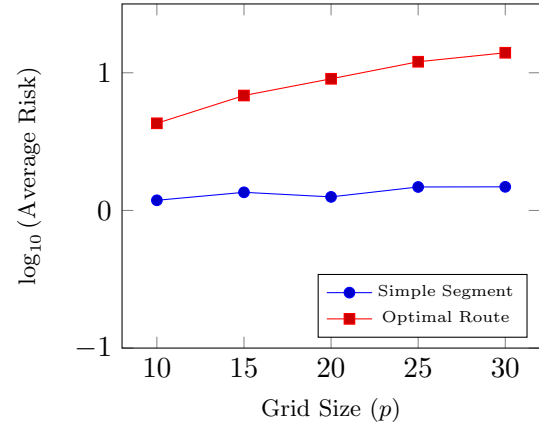
We test two additional covariance structures which do not satisfy Assumption 2.2. In both cases, the covariance matrices of the segment travel times Σ_p for the grid network with size p is constructed as $\Sigma_p = (1/|\mathcal{S}_p|^2) K_p^\top K_p$ where K_p is an $|\mathcal{S}_p| \times |\mathcal{S}_p|$ random matrix. The two cases differ in the way K_p is generated.

C.1 Entries in K_p are drawn from $\mathcal{U}_{[-1,1]}$

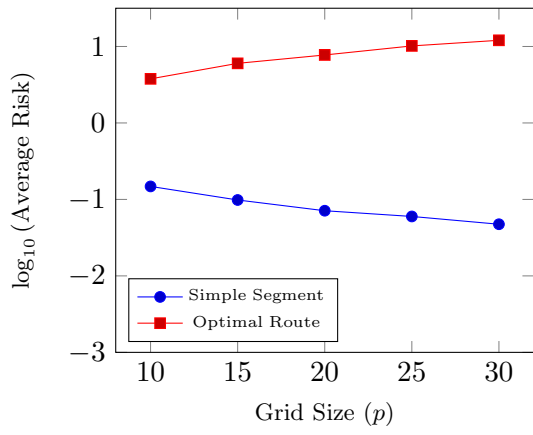
In the first case, K_p is a random matrix whose elements are drawn from a uniform distribution between $[-1, 1]$. It can be checked that both the covariance matrix $\Sigma_p = (1/|\mathcal{S}_p|^2) K_p^\top K_p$ and the precision matrix $\Psi_p = \Sigma_p^{-1}$ violate Assumption 2.2. The variance of the means of segment travel times τ^2 is set to be 0.5 which is similar to the variance of the segment travel times σ_s^2 . The rest of the experimental setups are the same as those in Section 4.1.2. Figures 8 and 9 show similar trends for the integrated risks of the simple segment-based estimators and the optimal route-based estimators, as those in Figures 4 and 5. This is not too much out of expectation as the proof of Theorem 3 and Corollary 2 do not require spatial decay of precision matrix Ψ_p . On the other hand, the entries in the covariance matrix are mostly dominated by the diagonal and the off-diagonal entries sum up to zero in expectation. This roughly gives $\sum_{s,t \in \mathcal{S}_p} \sigma_{s,t} = \mathcal{O}(|\mathcal{S}_p|) = \mathcal{O}(p^2)$. Although this rate does not satisfy Assumption 2.2 which requires $\sum_{s,t \in \mathcal{S}_p} |\sigma_{s,t}| = \mathcal{O}(|\mathcal{S}_p|) = \mathcal{O}(p^2)$, it can be sufficiently close.



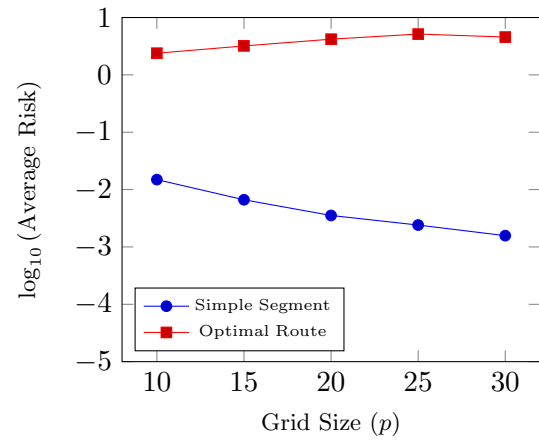
(a) $N = p^{1.0}$



(b) $N = p^{2.0}$



(c) $N = p^{3.0}$



(d) $N = p^{4.0}$

Figure 8: Average integrated risks of different estimators ($\alpha = 0.3$). Covariance of segment travel times is $\Sigma_p = K_p^\top K_p / |\mathcal{S}_p|^2$ where K_p is a random matrix whose entries are drawn from $\mathcal{U}_{[-1,1]}$.

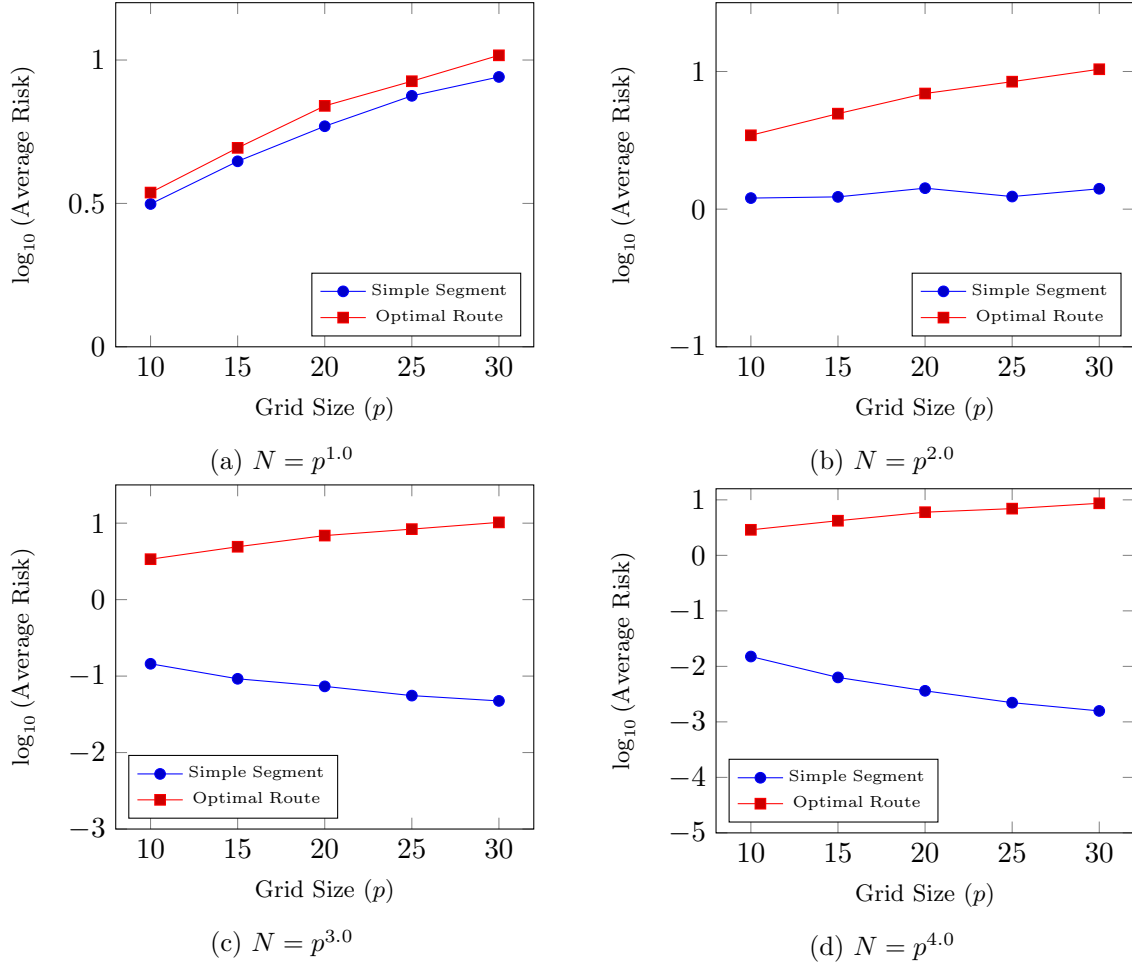
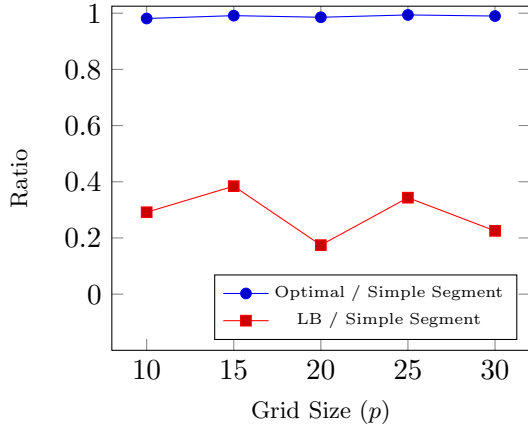
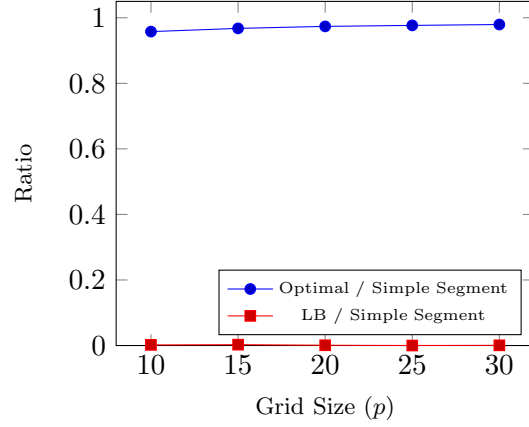


Figure 9: Average integrated risks of different estimators ($\alpha = 1.0$). Covariance of segment travel times is $\Sigma_p = K_p^\top K_p / |\mathcal{S}_p|^2$ where K_p is a random matrix whose entries are drawn from $\mathcal{U}_{[-1,1]}$.

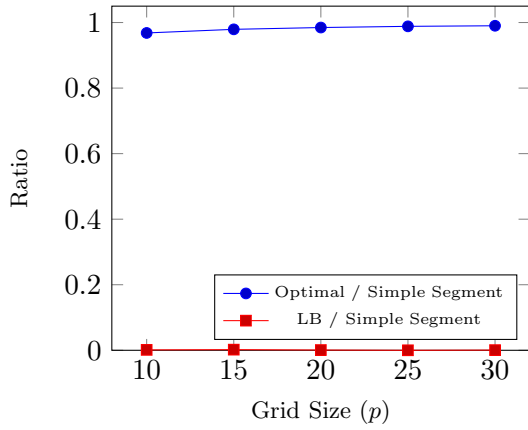
On the other hand, Figures 10 and 11 exhibit different trends compared to Figures 6 and 7. In particular, the information-theoretic lower bounds seem to be of lower order compared to the integrated risks of the simple segment-based estimator. This is expected as the proof of Theorem 4 critically uses the spatial decay of the precision matrix Ψ_p . What is surprising is that the simple segment-based estimator is still highly competitive compared to the optimal estimator — its risk is very close to the optimal risk. This likely suggests that, in this case, the order of the information-theoretic lower bound is not achievable by any estimator.



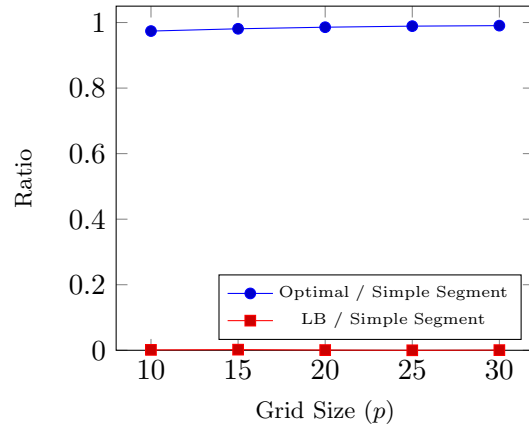
(a) $N = p^{1.0}$



(b) $N = p^{2.0}$



(c) $N = p^{3.0}$



(d) $N = p^{4.0}$

Figure 10: Optimality of the simple segment-based estimators ($\alpha = 0.3$). Covariance of segment travel times is $\Sigma_p = K_p^T K_p / |\mathcal{S}_p|^2$ where K_p is a random matrix whose entries are drawn from $\mathcal{U}_{[-1,1]}$.

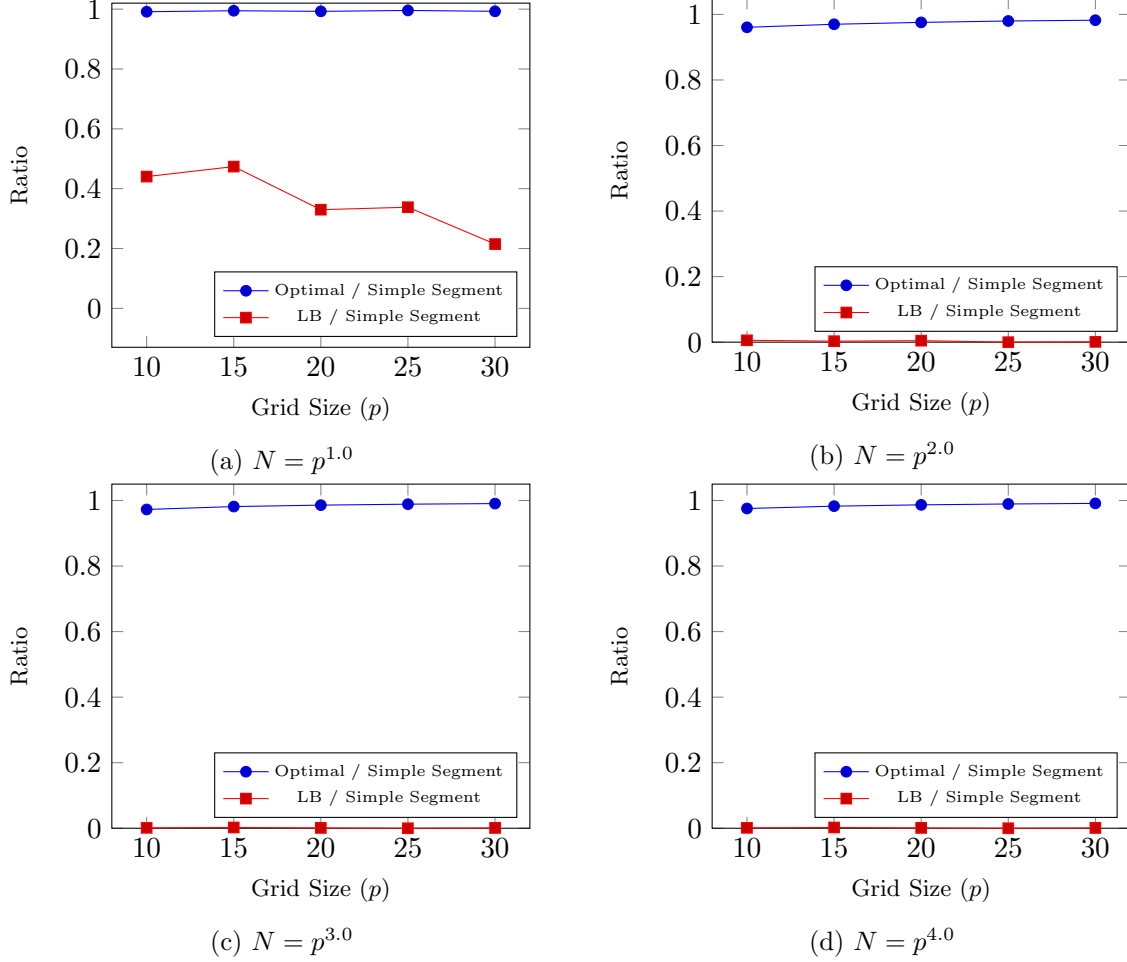


Figure 11: Optimality of the simple segment-based estimators ($\alpha = 1.0$). Covariance of segment travel times is $\Sigma_p = K_p^J K_p / |\mathcal{S}_p|^2$ where K_p is a random matrix whose entries are drawn from $\mathcal{U}_{[-1,1]}$.

C.2 Entries in K_p are drawn from $\mathcal{U}_{[0,1]}$

In the second case, K_p is a random matrix whose elements are drawn from a uniform distribution between $[0, 1]$. It can be checked that both the covariance matrix $\Sigma_p = (1/|\mathcal{S}_p|^2) K_p^J K_p$ and the precision matrix $\Psi_p = \Sigma_p^{-1}$ violate Assumption 2.2. In particular, we have $\sum_{s,t \in \mathcal{S}_p} |\sigma_{s,t}| = \sum_{s,t \in \mathcal{S}_p} \sigma_{s,t} = \mathcal{O}(|\mathcal{S}_p|^2)$. The variance of the means of segment travel times τ^2 is set to be 0.5 which is similar to the variance of the segment travel times σ_s^2 . In addition to the baselines considered in Section 4.1.2, we also report the risks of the optimal segment-based estimator $\hat{\Theta}_y^{*(\text{seg})}$ characterized in Proposition 2. Figures 8 and 9 now show quite different trends for the integrated risks of the simple segment-based estimators and the optimal route-based estimators, compared to those in Figures 4 and 5. Following the same proof of Theorem 3, one can show that $R(\hat{\Theta}_{Y_p}^{(\text{seg})}) = \mathcal{O}(|\mathcal{S}_p|^2/N) = \mathcal{O}(p^4/N)$ which is reflected by Figures 12 and 13. It can be seen that there is now a noticeable gap between the simple segment-based estimator and the optimal segment-based estimator when the sample size is small. This is because the simple segment-based estimator with $\phi_s(N_s) = N_s/(N_s + 1)$, $\forall s \in y$ weighs too much on the training data, and since segment travel times in this setting have much higher variance, the optimal segment-based estimator places more weights on the prior mean when the sample size is small. This results in poor performance of the simple segment-based estimator.

tors (outperformed by the optimal route-based estimator) when data is sparse. The performance of the simple segment-based estimator improves significantly as the sample size gets larger, and eventually dominates the optimal route-based estimator and also matches with the performance of the optimal segment-based estimator. It is also reassuring to see that the risk of the optimal segment-based estimator is always lower than that of the optimal route-based estimator in this case where covariances of segment travel times are non-negative, as predicted by Theorem 2.

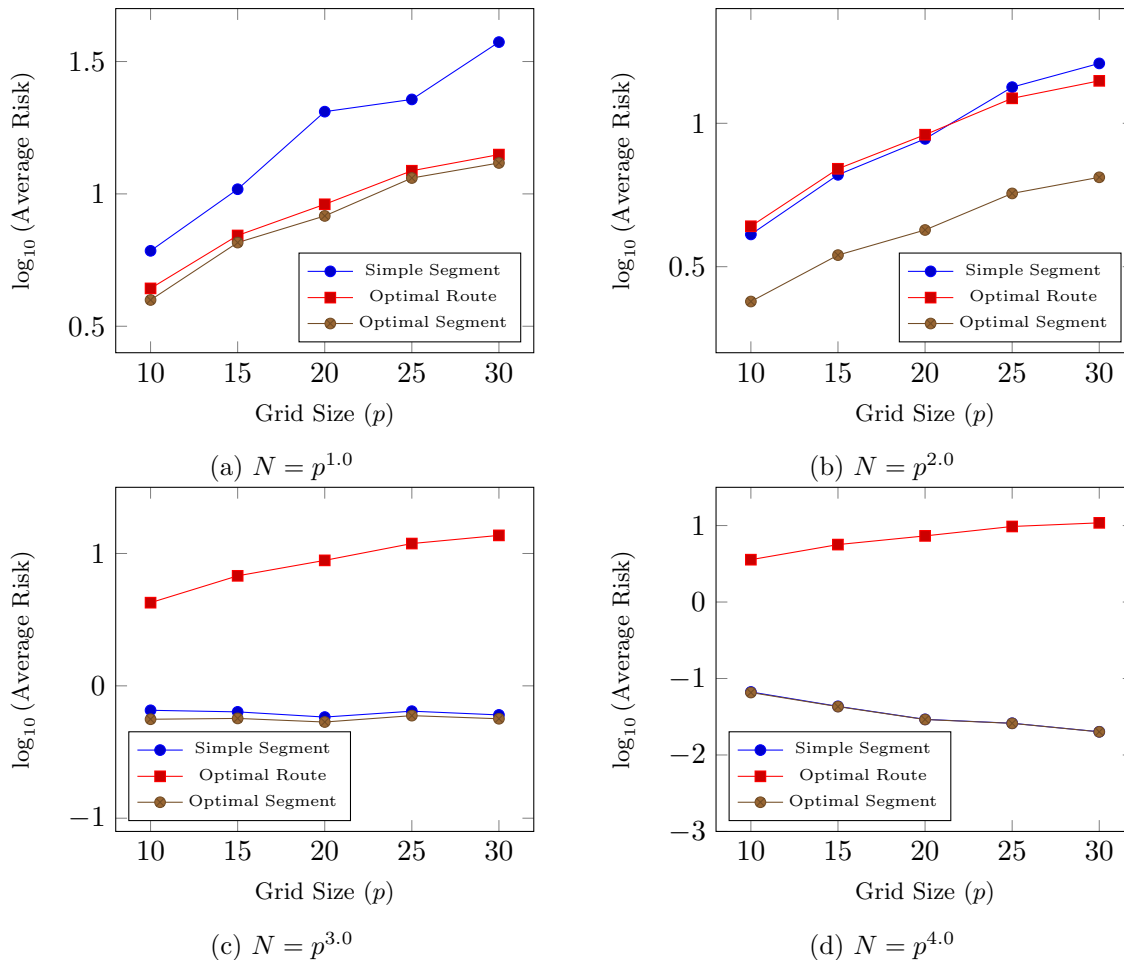


Figure 12: Average integrated risks of different estimators ($\alpha = 0.3$). Covariance of segment travel times is $\Sigma_p = K_p^\top K_p / |\mathcal{S}_p|^2$ where K_p is a random matrix whose entries are drawn from $\mathcal{U}_{[0,1]}$.

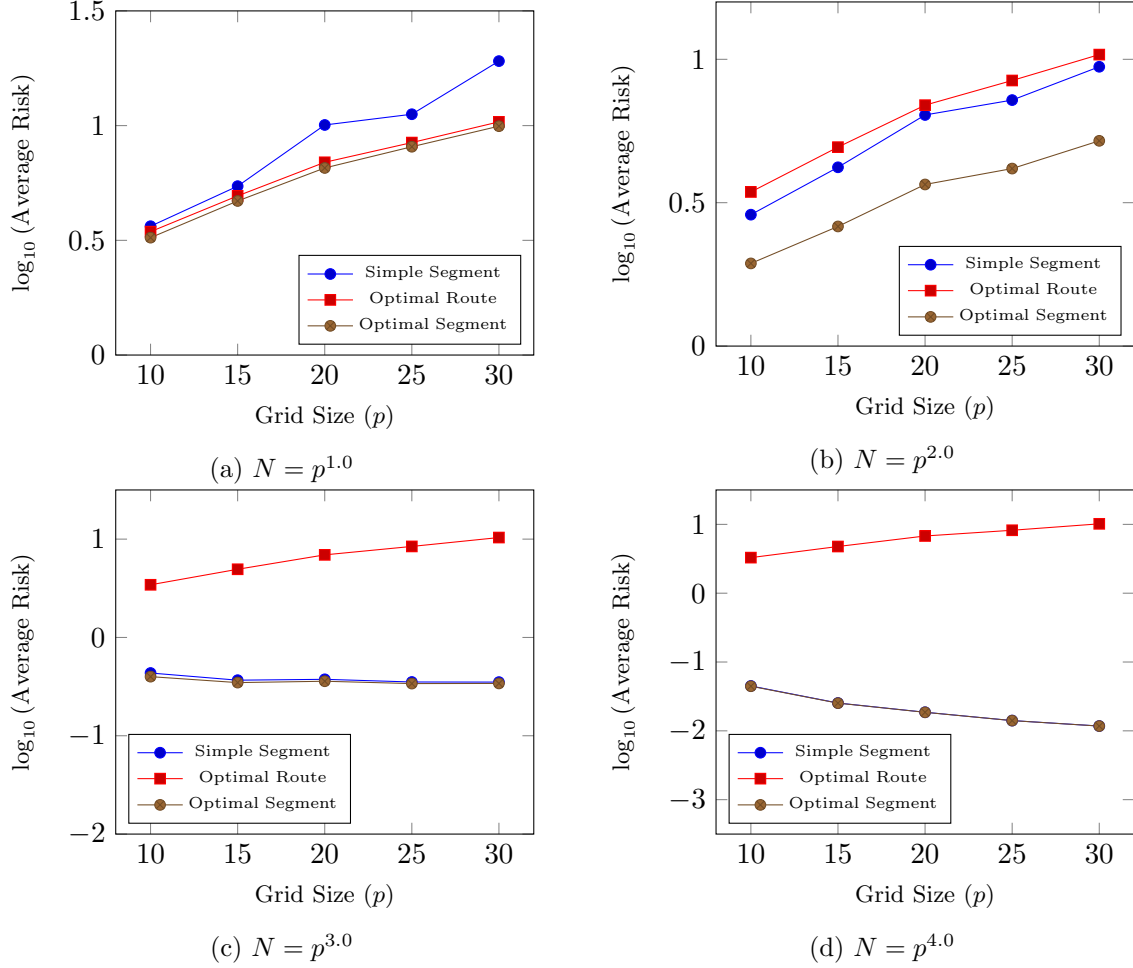


Figure 13: Average integrated risks of different estimators ($\alpha = 1.0$). Covariance of segment travel times is $\Sigma_p = K_p^\top K_p / |\mathcal{S}_p|^2$ where K_p is a random matrix whose entries are drawn from $\mathcal{U}_{[0,1]}$.

Figures 14 and 15 report the optimality of the simple segment-based estimator. In addition to what is reported in Figures 6 and 7 in Section 4.1.2, we also report the ratio of the “partially” optimal risk over the risk of the simple segment-based estimator. This “partially” optimal risk of route y is the risk of the optimal estimator out of all possible estimators that *only* use historical traversal data on segments that are included in route y . Similar to Figures 10 and 11, the information-theoretic lower bounds are of lower order compared to the risks of the simple segment-based estimator. The difference is that the ratio of the optimal risk over the risk of the simple segment-based estimator is much lower. On the other hand, the ratio against the partially optimal risk is much higher, though not close to 1. These observations along with those in Section C.2 suggest that controlling the covariance matrix of the segment travel times is likely much more important than controlling the precision matrix in maintaining the optimality of the simple segment-based estimator.

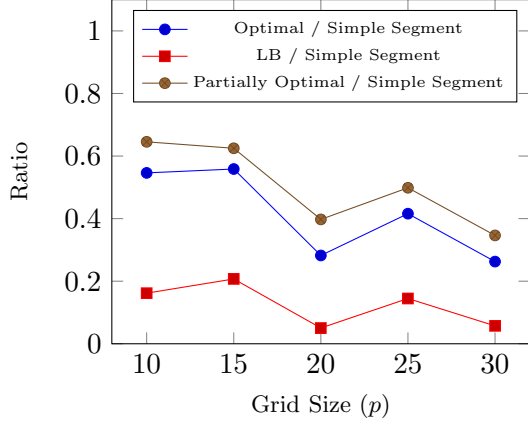
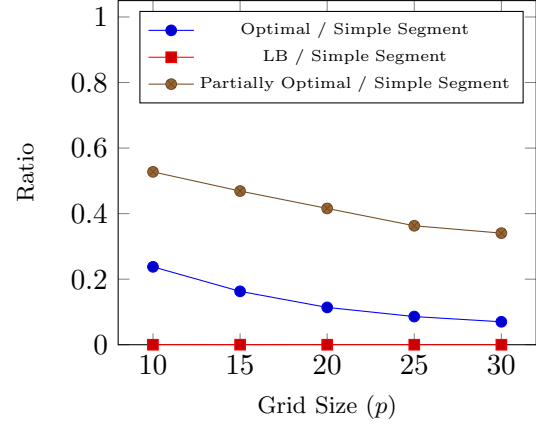
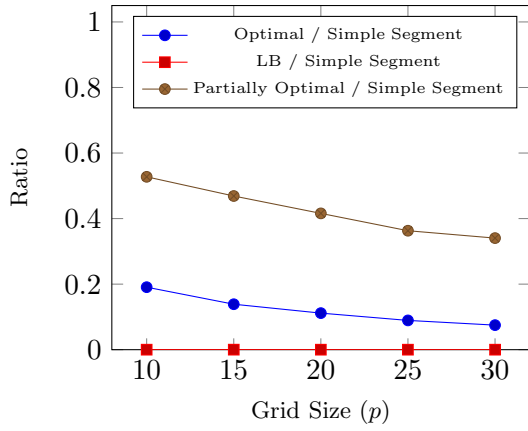
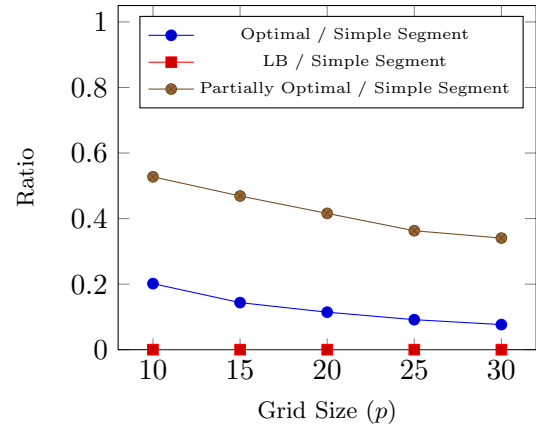
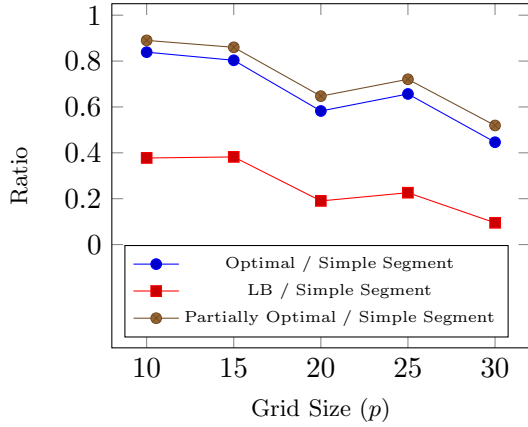
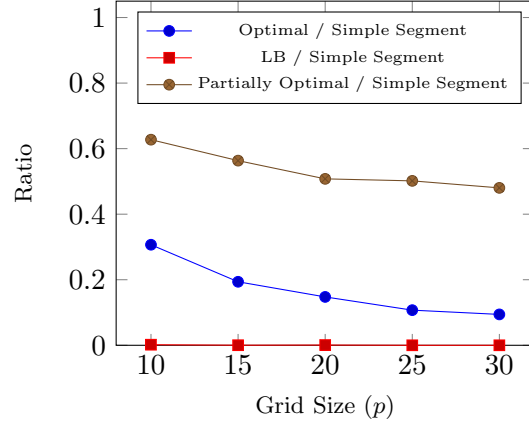
(a) $N = p^{1.0}$ (b) $N = p^{2.0}$ (c) $N = p^{3.0}$ (d) $N = p^{4.0}$

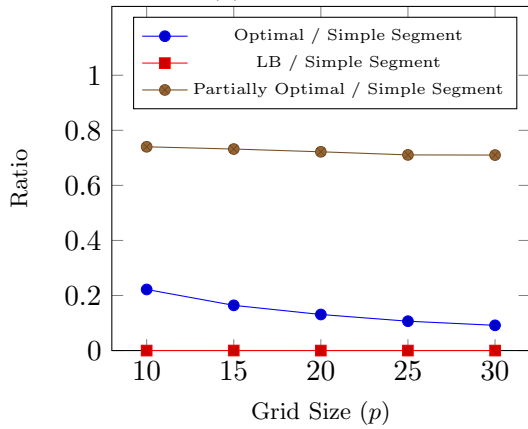
Figure 14: Optimality of the simple segment-based estimators ($\alpha = 0.3$). Covariance of segment travel times is $\Sigma_p = K_p^\top K_p / |\mathcal{S}_p|^2$ where K_p is a random matrix whose entries are drawn from $\mathcal{U}_{[0,1]}$.



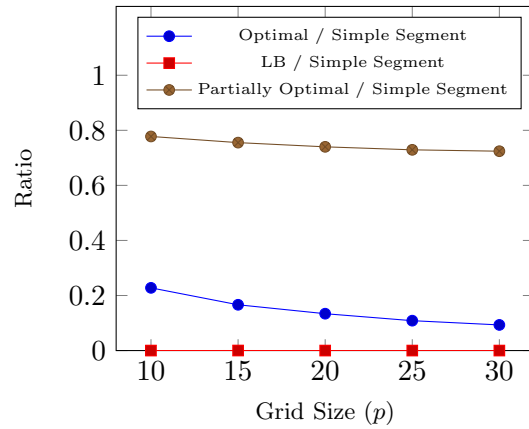
(a) $N = p^{1.0}$



(b) $N = p^{2.0}$



(c) $N = p^{3.0}$



(d) $N = p^{4.0}$

Figure 15: Optimality of the simple segment-based estimators ($\alpha = 1.0$). Covariance of segment travel times is $\Sigma_p = K_p^\top K_p / |\mathcal{S}_p|^2$ where K_p is a random matrix whose entries are drawn from $\mathcal{U}_{[0,1]}$.