

The Kolmogorov Superposition Theorem can Break the Curse of Dimensionality When Approximating High Dimensional Functions

Ming-Jun Lai * Zhaiming Shen[†]

June 6, 2022

Abstract

We explain how to use Kolmogorov Superposition Theorem (KST) to overcome the curse of dimensionality in approximating multi-dimensional functions and learning multi-dimensional data sets by using neural networks of two hidden layers. That is, there is a class of functions called K -Lipschitz continuous in the sense that the K -outer function g of f is Lipschitz continuous and can be approximated by a ReLU network of two layers with $(2d+1)dn$, dn widths to have an approximation order $O(d^2/n)$. In addition, we show that polynomials of high degree can be reproduced by using neural networks with activation function $\sigma_\ell(t) = (t_+)^{\ell}$ for $\ell \geq 2$ with multiple layers and appropriate widths. More layers of neural networks, the higher degree polynomials can be reproduced. Furthermore, we explain how many layers, weights, and neurons of neural networks are needed in order to reproduce high degree polynomials based on σ_ℓ . Finally, we present a mathematical justification for image classification by using the convolutional neural network algorithm.

1 Introduction

Recently, deep learning algorithms have shown a great success in many fronts of research, from image analysis, audio analysis, biological data analysis, to name a few. Incredibly, after a deep learning training of thousands of images, a computer can tell if a given image is a cat, or a dog, or neither of them with very reasonable accuracy. In addition, there are plenty of successful stories such that deep learning algorithms can sharpen, denoise, enhance an image after an intensive training. See, e.g. [25] and [43]. For another example, the 3D structure of a DNA can be predicted very accurately by using the DL approach. The main ingredient in DL algorithms is the neural network approximation based on ReLU functions. We refer to [14] and [16] for detailed explanation of the neural network approximation in deep learning algorithms.

Learning a multidimensional data set is like approximating a multi-dimensional function. The computation of a good approximation suffers the curse of dimensionality. For example, suppose that $f \in C([0, 1]^d)$ with $d \gg 1$. One usually uses Weierstrass theorem to have a polynomial P_f of degree n such that

$$\|f - P_f\|_\infty \leq \epsilon$$

for any given tolerance $\epsilon > 0$. As the dimension of polynomial space $\mathbb{P}_n = \binom{n+d}{n} \approx n^d$ when $n > d$, one will need at least $N = O(n^d)$ data points in $[0, 1]^d$ to distinguish different polynomials in \mathbb{P}_n and hence, to determine this P_f . Notice that many good approximation schemes enable P_f to approximate

*mjlai@uga.edu. Department of Mathematics, University of Georgia, Athens, GA 30602. This author is supported by the Simons Foundation Collaboration Grant #864439.

[†]zhaiming.shen@uga.edu. Department of Mathematics, University of Georgia, Athens, GA 30602.

f at the rate of $(1/n)^m$ if f is of m times differentiable. In terms of the number N of data points, the rate of approximation is $O(1/N^{m/d})$. When $d \gg 1$ is bigger, the rate of approximation is less. This phenomenon is the so-called curse of dimensionality. Sometimes, such a computation is also called intractable. Similarly, if one uses a tensor product of B-spline functions to approximate $f \in C([0, 1]^d)$, one needs to subdivide the $[0, 1]^d$ into n^d small subcubes by hyperplanes parallel to the axis planes. As over each small subcube, the spline approximation S_f of f is a polynomial of degree k , e.g., $k = 3$ if the tensor product of cubic splines are used. Even with the smoothness, one needs $N = O(n^d)$ data points and values in order to determine polynomial pieces of S_f over all subcubes. It is known that the order of approximation of S_f is $O(1/n^{k+1})$ if f is of $k + 1$ times coordinatewise differentiable. In terms of N points over $[0, 1]^d$, the order of approximation of S_f will be $O(1/N^{(k+1)/d})$. More precisely, in [15], the researchers showed that the order of convergence $O(1/N^{1/d})$ can not be improved for smooth functions in Sobolev space $W^{k,p}$ with L_p norm ≤ 1 . In other words, the approximation problem by using the polynomials or by tensor product B-splines is intractable.

Furthermore, many researchers have worked on using ridge functions, sigmoidal functions, and ReLU activation functions to approximate multidimensional functions. The orders of all these approximations in L_2 and in L_∞ norms show the curse of dimensionality. See [42], [49], [50], [1] for detailed statements and proofs. That is, the approximation problem by using the shallow neural networks is intractable. However, there is a way to break the curse of dimensionality by using the probability approach. More precisely, in [2], the following result was established.

Theorem 1 (Barron, 93[2]) *For every function f in $\Gamma_{B,C}$, every sigmoidal function ϕ , every probability measure μ , and every $n \geq 1$, there exists a linear combination of sigmoidal functions $f_n(x)$, a shallow neural network, such that*

$$\int_B (f(\mathbf{x}) - f_n(\mathbf{x}))^2 d\mu(\mathbf{x}) \leq \frac{(2C)^2}{n}.$$

The coefficients of the linear combination in f_n may be restricted to satisfy $\sum_{k=1}^n |c_k| \leq 2C$, and $c_0 = f(0)$.

Here $\Gamma_{B,C}$ is the class of functions f defined over $B = \{\mathbf{x} \in \mathbb{R}^d, \|\mathbf{x}\| \leq 1\}$ such that $C_f \leq C$, where C_f is defined as follows:

$$C_f = \int_{\mathbb{R}^d} |\omega| |\tilde{f}(\omega)| d\omega$$

with $|\omega| = (\omega \cdot \omega)^{1/2}$ and \tilde{f} is the Fourier transform of f . Note that the order of convergence is independent of the dimensionality in the L_2 norm sense! This work leads to many recent studies on the properties and structures of Barron functions in Barron space $\Gamma_{B,C}$ as well as the spectral Barron spaces and extension/generalization using ReLU functions instead of sigmoidal functions above, see, e.g. [31], [18], [19], [20], [21], [53], [56], and the references therein. Of course, there are more recent works on how to overcome or mitigate the curse of dimensionality. In [67], Suzuki showed that the neural network based on ReLU can approximate functions in the mixed smooth Besov space $MB_{p,q}^s([0, 1]^d)$ in L^r norm with approximation error $O((\log^{d-1}(n)/n)^{s+1/r-1/p})$ for $p, q \geq 2$. That is, the curse of dimensionality is much ease. See also [68] for the learning estimation for functions in anisotropic Besov space. In [55], Shen, Yang and Zhang overcame the curse of dimensionality by using three layers of neural network if a function f is assumed to have moderate modulus of continuity with their activation functions which are specifically designed as floor function, exponential function, and step function.

In this paper, we propose to use Kolmogorov's superposition theorem to study the order of the convergence of the ReLU based neural network computation. For convenience, we will use KST for Kolmogorov's superposition theorem in the rest of the paper. We shall explain how to use KST

to break the curse of dimensionality for some classes of functions. That is, we shall show that the approximation by using the neural networks can be tractable. Let us start with the statement of KST using the version of G. G. Lorentz from [40] and [41].

Theorem 2 (Kolmogorov Superposition Theorem ([41])) *There exist irrational numbers $0 < \lambda_p \leq 1$ for $p = 1, \dots, d$ and strictly increasing $Lip(\alpha)$ functions $\phi_q(x)$ (independent of f) with $\alpha = \log_{10} 2$ defined on $I = [0, 1]$ for $q = 0, \dots, 2d$ such that for every continuous function f defined on $S = [0, 1]^d$, there exists a continuous function $g(u)$, $u \in [0, d]$, such that*

$$f(x_1, \dots, x_d) = \sum_{q=0}^{2d} g(\lambda_1 \phi_q(x_1) + \dots + \lambda_s \phi_q(x_d)). \quad (1)$$

Note that $\phi_q, q = 0, \dots, 2d$ are called K-inner functions or K-base functions while g is called K-outer function. In the original version of KST (cf. [32] and [33]), there are $2d + 1$ K-outer functions and $d(2d + 1)$ inner functions. G. G. Lorentz simplified the construction to have one K-outer function and $2d + 1$ inner functions with d irrational numbers λ_i . It is known that $2d + 1$ can not be smaller (cf. [17]) and the smoothness of the K-inner functions in the original version of the KST can be improved to be Lipschitz continuous (cf. [22]) while the continuity of ϕ_q in the Lorentz version can be improved to be Lip_α for any $\alpha \in (0, 1)$ as pointed out in [41] at the end of the chapter. There were Sprecher's constructive proofs (cf. [58, 59, 60, 61, 62, 63, 64, 65]) which were correctly established in [4] and [5]. An excellent explanation of the history on the KST can be found in [47] together with a simplified constructive proof. Recently, the KST has been extended to the unbounded domain in [35]. The KST has been actively studied during the development of the neural network computing (cf. e.g. [13], [45], [49], etc.) as well as during the fast growth period of the deep learning computation based on the ReLU functions. Hecht-Nielsen [27] is among the first to explain how to use the KST as a feed forward neural network in 1987. In particular, Igel'nik and Parikh [28] in 2003 proposed an algorithm of the neural network using cubic spline functions to approximate both the inner functions and outer function g .

It is easy to see that the formulation of the KST is similar to the structure of a neural network where the K-inner and K-outer functions can be thought as two hidden layers when approximating a continuous function f . However, one of the main obstacles is that the K-outer function g depends on f and g can vary wildly even if f is smooth as explained in [24]. Schmidt-Hieber [51] used a version of the KST in [4] and approximated the K-inner functions by using a neural network of multiple layers to form a deep learning approach for approximating any Hölder continuous functions. Montanelli and Yang in [46] used very deep neural networks to approximate the K-inner and K-outer functions to obtain the approximation rate $O(n^{-\frac{1}{\log d}})$ for a function f in the class $K_C([0, 1]^d)$ (see [46] for detail). That is, the curse of dimensionality is lessened. To the best of our knowledge, the approximation bounds in the existing work for general function still suffer the curse of dimensionality unless f has a simple K-outer function g as explained in this paper, and how to characterize the class of functions which has moderate K-outer functions is still an open problem.

The development of the neural networks obtains a great speed-up by using the ReLU function instead of a sigmoidal activated function. Sonoda and Murata [57] showed that the ReLU is an approximator and established the universal approximation theorem which is restated in Theorem 3 below. Chen in [11] pointed out that the computation of layers in the deep learning algorithm based on ReLU is a linear spline and studied the upper bound on the number of knots needed for computation. Motivated by the work from [11], Hansson and Olsson in [26] continued the study and gave another justification for the two layers of deep learning are a combination of linear spline and used Tensorflow to train a deep learning machine for approximating the well-known Runge function using a few knots.

There are several dissertations written on the study of the KST for the neural networks and data/image classification. See [6], [4], [23], [39], and etc..

Indeed, using the KST, it is easy to see that one can use linear splines to approximate K-inner (continuous and monotone increasing) functions $\phi_q, q = 0, \dots, 2d$ and also approximate the K-outer (continuous) function g . On the other hand, we can easily see that any linear spline function can be written in terms of linear combination of ReLU functions and vice versa, see, e.g. [14], and [16]. (We shall include another proof later in this paper.) Hence, we have

$$L_q(t) := \sum_{j=1}^{N_q} c_{q,j} \sigma(t - y_{qj}) \approx \phi_q(t)$$

and

$$S_g(t) := \sum_{k=1}^{N_g} w_k \sigma(t - y_k) \approx g,$$

where g is the K-outer function of a continuous function f . It follows that

Theorem 3 (Universal Approximation Theorem (cf. [57])) *Suppose that $f \in C([0, 1]^d)$ is a continuous function. For any given $\epsilon > 0$, there exist coefficients $w_k, k = 1, \dots, N_g, y_k \in [0, d], k = 1, \dots, N_g, c_{qj}, j = 1, \dots, N_i$ and $y_{qj} \in [0, 1], j = 1, \dots, N_i$ such that*

$$|f(x_1, \dots, x_d) - \sum_{q=0}^{2d} \sum_{k=1}^{N_g} w_k \sigma(\sum_{i=1}^d \lambda_i \sum_{j=1}^{N_q} c_{qj} \sigma(x_i - y_{qj}) - y_k)| < \epsilon. \quad (2)$$

In fact, many results similar to the above (2) have been established using other activated functions (cf. [13], [34], [46], and etc.).

Similarly, if we use high degree activation function $\sigma_\ell(t) = (t_+)^{\ell}, \ell \geq 2$, we extend the ideas above to immediately have a more general version:

Theorem 4 (Universal Approximation Theorem using $\sigma_\ell, \ell \geq 2$) *Suppose that $f \in C([0, 1]^d)$ is a continuous function. For any given $\epsilon > 0$, there exist coefficients $w_k, k = 1, \dots, N_g, y_k \in [0, d], k = 1, \dots, N_g, c_{qj}, j = 1, \dots, N_q$ and $y_{qj} \in [0, 1], j = 1, \dots, N_q$ such that*

$$|f(x_1, \dots, x_d) - \sum_{q=0}^{2d} \sum_{k=1}^{N_g} w_k \sigma_\ell(\sum_{i=1}^d \lambda_i \sum_{j=1}^{N_q} c_{qj} \sigma_\ell(x_i - y_{qj}) - y_k)| < \epsilon. \quad (3)$$

Next for each continuous function $f \in C([0, 1]^d)$, let g be the K-outer function associated with f . Let

$$K_C = \{f : \text{K-outer function } g \text{ is Lipschitz continuous with Lipschitz constant } \leq C\} \quad (4)$$

be the class of K-Lipschitz continuous functions with K-Lipschitz constant C . Note that when f is a constant, its K-outer function $g = \frac{1}{d+1}f$ is also constant (cf. [6]) and hence, is Lipschitz with $C \leq 1$. That is, the K-Lipschitz class K_1 is not empty. On the other hand, we can use any univariate Lipschitz continuous function g , e.g. B-splines of any degree with Lipschitz constant $\leq C$ to define a multivariate function f by using the formula (1). Then the newly defined f is continuous and is belong to (4). Any function in K_C is called K-Lipschitz continuous in this paper. Note that by Theorem 3 the function class K_C is dense in $C([0, 1]^d)$ when $C \rightarrow \infty$.

Note that the neural network being used for approximation in equation (2) or equation (3) is a special class of neural network with two hidden layers of widths $(2d + 1)N_g$ and dN_q respectively. Let

us call this special class of neural networks the Kolmogorov network, or K-network in short. Let us use $\mathbb{K}_{n,m}$ to denote the K-network of two layers with widths $(2d+1)n$ and dm based on the activation function σ_ℓ with $\ell \geq 1$, i.e.,

$$\mathbb{K}_{n,m}(\sigma_\ell) = \left\{ \sum_{q=0}^{2d} \sum_{k=1}^n w_k \sigma_\ell \left(\sum_{i=1}^d \sum_{j=1}^m c_{qij} \sigma_\ell(x_i - y_{qj}) - y_k \right), w_k, c_{qj} \in \mathbb{R}, y_k \in [0, d], y_{qj} \in [0, 1] \right\}. \quad (5)$$

Moreover, we use $\mathbb{N}_{n,m}$ to denote the standard neural network of two hidden layers with widths n and m based on activation function σ_ℓ with $\ell \geq 1$, i.e.,

$$\mathbb{N}_{n,m}(\sigma_\ell) = \left\{ \sum_{k=1}^n w_k \sigma_\ell \left(\sum_{j=1}^m c_j \sigma_\ell(\mathbf{w}^\top \mathbf{x} - y_j) - z_k \right) : w_k, c_j, z_k, y_j \in \mathbb{R} \right\}. \quad (6)$$

It is easy to see that $\mathbb{K}_{n,m} \subset \mathbb{N}_{(2d+1)n, dm}$. We are now ready to state one of the main results in the paper.

Theorem 5 *We have*

$$\sup_{f \in K_1} \inf_{s \in \mathbb{K}_{dn,n}(\sigma_1)} \|f - s\|_{C([0,1]^d)} \leq \frac{(2d+1)^2}{n}. \quad (7)$$

That is, the order of approximation in (7) shows that the curses of dimensionality can be broken, that is, the computation becomes tractable. We will give a proof in the next section. In addition, we shall extend the study to the setting of K-Hölder continuous functions.

On the other hand, to search for more function f whose K-outer function g is Lipschitz continuous becomes a big challenge. We have implemented Lorentz's constructive proof of Theorem 2 and plotted the curve g for many continuous functions. Even f is a linear polynomial, the K-outer function g behaviors very badly although we can use the space of neural networks $\mathbb{K}_{dn,n}(\sigma_1)$ with two layers to reproduce this linear polynomial f . That is, even a function f is very smooth, its K-outer function g may not be a K-Lipschitz continuous function. It is interesting to know what kind of functions are in the space of neural networks of 2 layers. In particular what kinds of polynomials will be inside the K-Lipschitz continuous function space.

To this end, we shall explain that high degree polynomials can be reproduced by using the neural networks generated by σ_ℓ for $\ell \geq 2$ with multiple layers. Indeed, we will show that polynomials of degree at most ℓ^2 in d variables will be in the space of this neural network with 2 layers. Let us state the following

Theorem 6 *Fix $\ell \geq 2$. All polynomials of degree at most ℓ^2 of d variables are in $\mathbb{N}_{n,m}(\sigma_\ell)$ with the widths m, n large enough.*

This result is certainly generalizable to the neural networks of multiple layers with more than 2 layers. To do so, we need more notations and hence, see the discussion in Section 3. The result of Theorem 6 shows that many polynomials are in the space $\mathbb{N}_{n,m}(\sigma_\ell)$ and hence they can be reproduced without error.

Furthermore, we shall explain in Theorem 12 about how many layers, weights, and neurons are needed to reproduce a polynomial function by using the neural networks based on σ_ℓ . In particular, we use the B-form of polynomials to show how many weights and neurons one needs to reproduce polynomials. The simpler a polynomial in B-form, the fewer number of weights and neurons are needed. See Section 3 for details.

Finally, we shall apply our theory to explain why the deep learning algorithms can tell an image of dog or cat after an intensive learning of these images. In addition, how to improve the performance of the image classification will be discussed. These will be given in the last section.

2 Proof of Theorem 5

To prove the result in Theorem 5, we need to recall some basic properties of linear splines (cf. [52]). We say a function has a bounded variation over $[a, b]$ if

$$\sup_{\forall a=x_0 < x_1 < \dots < x_n=b} \sum_{i=1}^n |f(x_i) - f(x_{i-1})| < \infty$$

We let $V_a^b(f)$ be the value above when f is of bounded variation.

Theorem 7 *Suppose that f is of bounded variation over $[a, b]$. For any $n \geq 1$, there exists a partition Δ with n knots such that*

$$\text{dist}(f, S_1^0(\Delta))_\infty = \inf_{s \in S_1^0(\Delta)} \|f - s\|_\infty \leq \frac{V_a^b(f)}{n+1}.$$

Let $L = \{f \in C([0, 1]^d) : |f(\mathbf{x}) - f(\mathbf{y})| \leq L_f |\mathbf{x} - \mathbf{y}|, \forall \mathbf{x}, \mathbf{y} \in [0, 1]^d\}$ be the class of Lipschitz continuous functions. We can establish

Theorem 8 *Suppose that f is Lipschitz continuous over $[a, b]$ with Lipschitz constant L_f . For any $n \geq 1$, there exists a partition Δ with n interior knots such that*

$$\text{dist}(f, S_1^0(\Delta))_\infty \leq \frac{L_f(b-a)}{2(n+1)}.$$

Proof. We use a linear interpolatory spline S_f . Then for $x \in [x_i, x_{i+1}]$,

$$\begin{aligned} f(x) - S_f(x) &= f(x) - f(x_i) \frac{x_{i+1} - x}{x_{i+1} - x_i} - f(x_{i+1}) \frac{x - x_i}{x_{i+1} - x_i} \\ &= \frac{(x_{i+1} - x)(f(x) - f(x_i))}{x_{i+1} - x_i} + \frac{(x - x_i)(f(x) - f(x_{i+1}))}{x_{i+1} - x_i} \\ &\leq L_f \frac{(x - x_i)(x_{i+1} - x)}{x_{i+1} - x_i} + L_f \frac{(x_{i+1} - x)(x - x_i)}{x_{i+1} - x_i} \leq \frac{L_f}{2}(x_{i+1} - x_i). \end{aligned}$$

Hence, $|f(x) - S_f(x)| \leq L_f(b-a)/(2(n+1))$ if $x_{i+1} - x_i = (b-a)/(n+1)$. This completes the proof. \square

Furthermore, if f is Lipschitz continuous, so is the linear interpolatory spline S_f . In fact, we have

$$|S_f(x) - S_f(y)| \leq 2L_f|x - y|. \quad (8)$$

We are now ready to prove our main results in this paper.

Proof.[of Theorems 5] Since ϕ_q are univariate increasing functions mapping from $[0, 1]$ to $[0, 1]$, they are bounded variation with $V_0^1(\phi_q) \leq 1$. By Theorem 7, there are linear spline functions L_q such that $|L_q(t) - \phi_q(t)| \leq 1/(n+1)$ for $q = 0, \dots, 2d$.

For K-outer function g , when g is Lipschitz continuous, there is a linear spline S_g with dn distinct interior knots over $[0, d]$ such that

$$\sup_{t \in [0, d]} |g(t) - S_g(t)| \leq \frac{dC_g}{2(nd+1)} \leq \frac{C_g}{2n},$$

where C_g is the Lipschitz constant of g by using Theorem 8. Now we first have

$$\begin{aligned} |f(\mathbf{x}) - \sum_{q=0}^{2d} S_g(\sum_{i=1}^d \lambda_i \phi_q(x_i))| &= |\sum_{q=0}^{2d} g(\sum_{i=1}^d \lambda_i \phi_q(x_i)) - \sum_{q=0}^{2d} S_g(\sum_{i=1}^d \lambda_i \phi_q(x_i))| \\ &\leq \sum_{q=0}^{2d} |g(\sum_{i=1}^d \lambda_i \phi_q(x_i)) - S_g(\sum_{i=1}^d \lambda_i \phi_q(x_i))| \leq \frac{(2d+1)C_g}{2n}. \end{aligned}$$

Next since g is Lipschitz continuous, so is S_g . Thus,

$$|S_g(\sum_{i=1}^d \lambda_i \phi_q(x_i)) - S_g(\sum_{i=1}^d \lambda_i L_q(x_i))| \leq 2C_g \sum_{i=1}^d \lambda_i |\phi_q(x_i) - L_q(x_i)| \leq \frac{d \cdot 2C_g}{(n+1)}.$$

Let us put the above estimates together to have

$$\begin{aligned} |f(\mathbf{x}) - \sum_{q=0}^{2d} S_g(\sum_{i=1}^d \lambda_i L_q(x_i))| \\ \leq |f(\mathbf{x}) - \sum_{q=0}^{2d} S_g(\sum_{i=1}^d \lambda_i \phi_q(x_i))| + |\sum_{q=0}^{2d} S_g(\sum_{i=1}^d \lambda_i \phi_q(x_i)) - \sum_{q=0}^{2d} S_g(\sum_{i=1}^d \lambda_i L_q(x_i))| \\ \leq \frac{(2d+1)C_g}{2n} + \frac{(2d+1)2dC_g}{(n+1)} \leq \frac{(2d+1)^2 C_g}{n}. \end{aligned}$$

The conclusion of Theorem 5 follows. \square

We have implemented a constructive proof of the Kolmogorov Superposition Theorem based on Lorentz' construction and look for K -outer function g which is Lipschitz continuous. However, it is not easy to find except for constant functions f . For example, we can show some of our computational results. We first construct $\phi_q, q = 0, \dots, 2d$ and then use images as 2D functions and compute their K -outer functions g and then reconstruct the images back. In Figures 1–2, we can see that the reconstruction is excellent although K -outer functions g are oscillating very much. Certainly, these are not continuous functions and hence we do not expect that g is Lipschitz continuous. These reconstructed images are a "proof" that our computational code is correct.

Next we present two examples of smooth functions whose K -outer functions may not be Lipschitz continuous in Figure 3. Note that the reconstructed functions plotted in Figure 3 were denoised by a penalized least squares method based on bivariate spline method (cf. [37] and [70]).

As K -outer function g may not be Lipschitz continuous, we next consider a class of functions which is of Hölder continuity. Letting $\alpha \in (0, 1]$, we say g is in $C^{0,\alpha}$ if

$$\sup_{x,y \in [0,d]} \frac{|g(x) - g(y)|}{|x - y|^\alpha} \leq L_\alpha(g) < \infty. \quad (9)$$

Using such a continuous function g , we can define a multivariate continuous function f by using the formula in Theorem 2. Let us extend the analysis of the proof of Theorem 8 to have

Theorem 9 *Suppose that g is Hölder continuous over $[0, d]$, say $g \in C^{0,\alpha}$ with $L_\alpha(g)$ for some $\alpha \in (0, 1]$. For any $n \geq 1$, there exists a partition Δ with n interior knots such that*

$$\text{dist}(g, S_1^0(\Delta))_\infty \leq \frac{L_\alpha(g)d^\alpha}{2(n+1)^\alpha}.$$

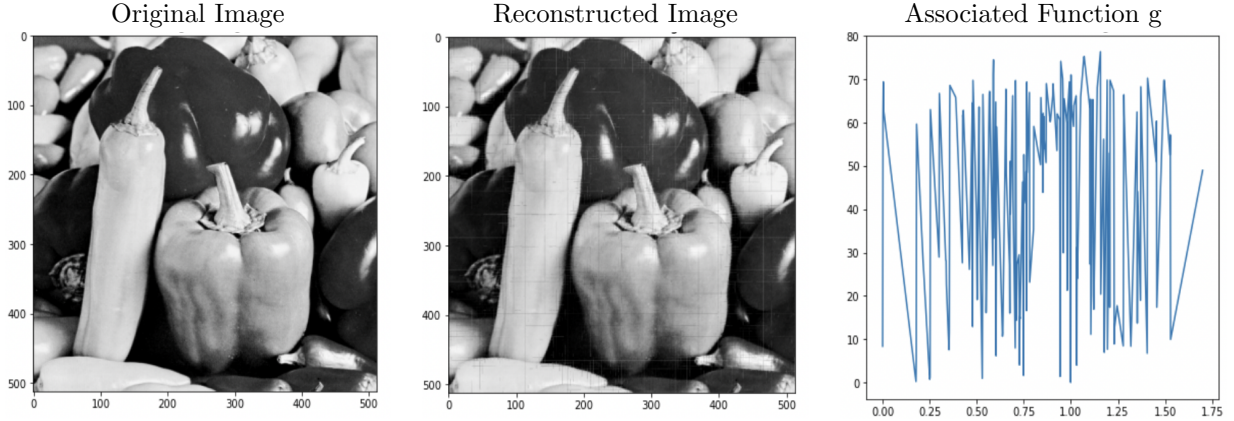


Figure 1: Original image (left) and reconstructed image (middle) based the K-outer function g (right)




Figure 2: Original image (left) and reconstructed image (middle) based the K-outer function g (right)

Similar to the proof of Theorem 5, we have

Theorem 10 *For each continuous function $f \in C([0, 1]^d)$, let g be the K-outer function associated with f . Suppose that g is in $C^{0,\alpha}([0, d])$ for some $\alpha \in (0, 1]$. Then*

$$\inf_{s \in \mathbb{K}_{dn,n}(\sigma_1)} \|f - s\|_{C([0,1]^d)} \leq \frac{(2d+1)^2 C_g}{n^\alpha}. \quad (10)$$

Proof. The proof is a straightforward generalization of the one for Theorem 5. The detail is omitted. \square

Similarly, we can define a class of functions which is K-Hölder continuous in the sense that K-outer function g is Hölder continuity $\alpha \in (0, 1)$. For each univariate g in $C^{0,\alpha}([0, d])$, we define f using the KST formula (1). Then we have a new class of continuous functions which will satisfy (10). All the detail is omitted.

3 Polynomials in the Space of Neural Networks Based on $\sigma_\ell, \ell \geq 2$

It is known neural networks based on σ_1 are very powerful. For example, finite elements of any dimension are contained in a deep neural network (cf. e.g. [16]). High degree polynomials can be

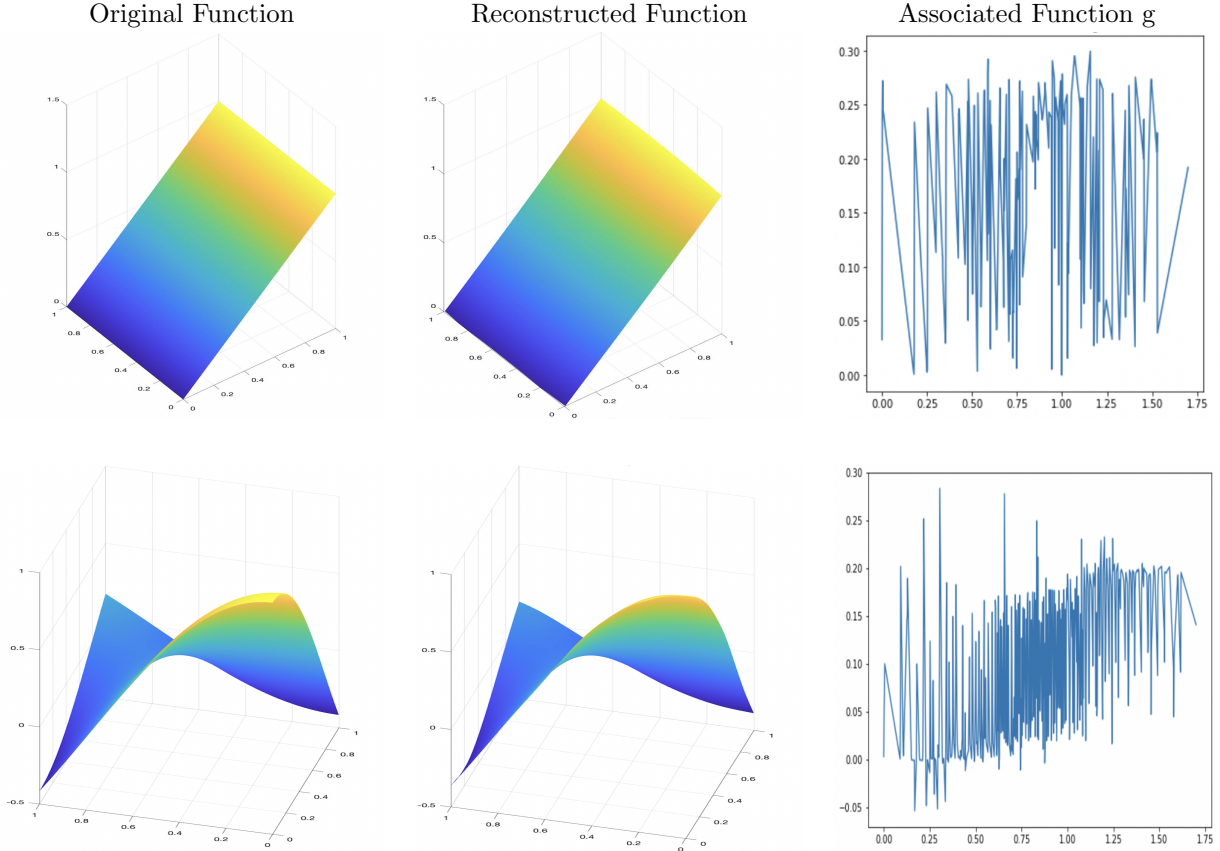


Figure 3: Upper Row: $f(x, y) = x$ (left), reconstructed function (middle), and K-outer function g (right). Lower Row: $f(x, y) = \cos(2x) \cos(2y)$ (left), reconstructed function (middle), and K-outer function g (right).

approximated by a deep neural network (see [72] and [38]). We now study the problem what kind of functions, in particular, what kinds of polynomials are in the space of neural networks based on σ_ℓ . Let us begin with the space $\mathbb{N}(\sigma_1) = \text{span}\{\sigma_1(\mathbf{w}^\top \mathbf{x} - b), b \in \mathbb{R}, \mathbf{w} \in \mathbb{R}^d\}$ which is the space of shallow neural networks of ReLU functions. It is easy to see that all linear polynomials over \mathbb{R}^d are in $\mathbb{N}(\sigma_1)$. The following result is known (cf. e.g. [14]). For self-containedness, we include a different proof.

Lemma 1 *For any linear polynomial s over \mathbb{R}^d , there exist coefficients $c_i \in \mathbb{R}$, bias $t_i \in \mathbb{R}$ and weights $\mathbf{w}_i \in \mathbb{R}^d$ such that*

$$s(\mathbf{x}) = \sum_{i=1}^n c_i \sigma_1(\mathbf{w}_i \cdot \mathbf{x} + t_i), \forall \mathbf{x} \in [0, 1]^d. \quad (11)$$

That is, $s \in \mathbb{N}(\sigma_1)$.

Proof. It is easy to see that a linear polynomial x can be exactly reproduced by using the ReLU functions. That is,

$$x = \sigma_1(x), \forall x \in [0, 1]. \quad (12)$$

Hence, any component x_j of $\mathbf{x} \in \mathbb{R}^d$ can be written in terms of (11). Indeed, choosing $\mathbf{w}_i = \mathbf{e}_j$, from (12), we have

$$x_j = \sigma_1(\mathbf{e}_j \cdot \mathbf{x}), \quad \mathbf{x} \in [0, 1]^d, j = 1, \dots, d.$$

Next we claim a constant 1 is in $\mathbb{N}(\sigma_1)$. Indeed, given a partition $\mathcal{P}_n = \{a = x_0 < x_1 < \dots < x_n = b\}$ of interval $[a, b]$, let

$$h_0(x) = \begin{cases} \frac{x - x_1}{x_0 - x_1} & x \in [x_0, x_1] \\ 0 & x \in [x_1, x_n] \end{cases}, \quad (13)$$

$$h_i(x) = \begin{cases} \frac{x - x_{i-1}}{x_i - x_{i-1}} & x \in [x_{i-1}, x_i] \\ \frac{x - x_{i+1}}{x_i - x_{i+1}} & x \in [x_i, x_{i+1}] \\ 0 & x \notin [x_{i-1}, x_{i+1}] \end{cases}, \quad i = 1, \dots, n-1 \quad (14)$$

$$h_n(x) = \begin{cases} \frac{x - x_{n-1}}{x_n - x_{n-1}} & x \in [x_{n-1}, x_n] \\ 0 & x \in [x_0, x_{n-1}] \end{cases}. \quad (15)$$

be a set of piecewise linear spline functions over \mathcal{P}_n . Then we know $S_1^0(\mathcal{P}_n) = \text{span}\{h_i, i = 0, \dots, n\}$ is a linear spline space. It is well-known that $1 = \sum_{i=0}^n h_i(x)$. Now we note the following formula:

$$h_i(x) = \frac{\sigma_1(x - x_{i-1})}{(x_i - x_{i-1})} + w_i \sigma_1(x - x_i) + \frac{\sigma_1(x - x_{i+1})}{(x_{i+1} - x_i)}, \quad (16)$$

where $w_i = -1/(x_i - x_{i-1}) - 1/(x_{i+1} - x_i)$. It follows that any spline function in $S_1^0(\mathcal{P}_n)$ can be written in terms of ReLU functions. In particular, we can write $1 = \sum_{i=0}^n h_i(x) = \sum_{i=0}^n c_i^0 \sigma_1(x - x_i)$ by using (16) and $x = \sigma_1(x) - \sigma_1(-x)$.

Hence, for any linear polynomial $s(\mathbf{x}) = a + \sum_{j=1}^d c_j x_j$, we have

$$s(\mathbf{x}) = a \sum_{i=0}^n c_i^0 \sigma_1(x - x_i) + \sum_{j=1}^d c_j (\sigma_1(\mathbf{e}_j \cdot \mathbf{x}) - \sigma_1(-\mathbf{e}_j \cdot \mathbf{x})) \in \mathbb{N}(\sigma_1).$$

This completes the proof. \square

In $\mathbb{N}(\sigma_1)$, each element is $s(\mathbf{x}) = \sum_{i=1}^n c_i \sigma_1(\mathbf{w}_i^\top \mathbf{x} - b_i)$. In particular, for $\mathbf{w}_i = \mathbf{w}$ for all $i = 1, \dots, n$, $s(\mathbf{x})$ is a univariate spline and may be called a directional univariate spline. For each \mathbf{w}_i , $\sigma_1(\mathbf{w}_i^\top \mathbf{x} - b_i)$ is a half-space spline. The structure of various spline functions in $\mathbb{N}(\sigma_1)$ has been studied recently. We refer to e.g. [7, 8, 9] and [14]. Several researchers have also studied how to approximate high degree polynomials using the ReLU based neural networks. See, e.g. [72] and [38].

In order to have higher degree polynomials in the space of neural networks, let us consider use higher degree ReLU activation functions $\sigma_\ell(x)$ with $\ell \geq 2$ to approximate them. Simply using ReLU functions is not able to reproduce quadratic polynomials no matter how many layers and how many widths. We first discuss how to reproduce high degree polynomials using a neural network based on σ_ℓ with $\ell \geq 2$. Then we discuss how many layers, weights, and neurons are needed in order to reproduce such high degree polynomials.

Recall $\mathbb{N}_{n,m}(\sigma_\ell)$ is the space of neural networks with 2 layers and widths n and m based on ℓ th degree activation function σ_ℓ for $\ell \geq 2$. We now show all polynomials of degree at most ℓ^2 are in $\mathbb{N}_{n,m}(\sigma_\ell)$ with m, n large enough. We begin with the following fact: any polynomials in d variables of total degree n or less can be written as a homogeneous polynomial of degree n in $d + 1$ variables. Indeed, we can use the so-called B -form, i.e. Bernstein-Bézier form to do so. See [3] and Theorem 2.4 in [36]. Next we show that any homogeneous polynomial of degree n in d variables can be written in the format of (17). This is a known result. We refer to [49] for literature. Again for self-containedness, we include a different proof.

Lemma 2 Let $p_n(x_1, \dots, x_d)$ be a homogeneous polynomial of degree n in d variables. Then there exist coefficients a_j and nonzero and distinct $b_{ji}, i = 2, \dots, d$ such that

$$p_n(x_1, \dots, x_d) = \sum_{j=0}^N a_j \left(\sum_{i=1}^d b_{ji} x_i \right)^n, \quad (17)$$

where $b_{j1} = 1$ for all j , and $N = \binom{n+d}{d}$ is the dimension of the space of polynomials in d variables with total degree at most n .

Proof. For convenience, let us first consider $d = 2$. We write

$$p_n(x, y) = \sum_{i=0}^n c_i \binom{n}{i} x^{n-i} y^i$$

for some coefficients c_i as p_n is a homogeneous polynomial. The expansion of $(x + b_{j2}y)^n$ is

$$(x + b_{j2}y)^n = \sum_{i=0}^n \binom{n}{i} x^{n-i} b_{j2}^i y^i.$$

By (17), we need to show that there are coefficients a_j such that

$$\sum_{j=0}^N a_j b_{j2}^i = c_i, \quad i = 0, \dots, n.$$

Now let us specify N to $N = n$. The above linear system can be written as follows.

$$\begin{bmatrix} 1 & 1 & 1 & \cdots & 1 \\ b_{02} & b_{12} & b_{22} & \cdots & b_{n,2} \\ \vdots & \ddots & \ddots & \ddots & \vdots \\ b_{02}^n & b_{12}^n & b_{22}^n & \cdots & b_{n,2}^n \end{bmatrix} \begin{bmatrix} a_0 \\ a_1 \\ a_2 \\ \vdots \\ a_n \end{bmatrix} = \begin{bmatrix} c_0 \\ c_1 \\ \vdots \\ c_n \end{bmatrix}. \quad (18)$$

It is easy to see that the above linear system is nonsingular as the coefficient matrix is a VanderMonde matrix. Hence, there are $a_j, j = 0, \dots, n$ such that (17) holds for $s = 2$.

We now extend our arguments above to a higher dimensional setting. For simplicity, let us consider $d = 3$. For any homogeneous trivariate polynomial of degree n :

$$p_n(x, y, z) = \sum_{i+j \leq n} c_{ij} \binom{n}{i, j} x^{n-i} y^i z^j,$$

where $\binom{n}{i, j} = n!/(i!j!(n-i-j)!)$. Let us show that we can rewrite p_n as

$$p_n(x, y, z) = \sum_{k+\ell \leq n} a_{k,\ell} (x + \alpha_k y + \beta_\ell z)^n. \quad (19)$$

for nonzero distinct numbers α_k and β_ℓ . Indeed, the expansion of $(x + \alpha_k y + \beta_\ell z)^n$ gives

$$\sum_{i+j \leq n} \binom{n}{i, j} x^{n-i-j} \alpha_k^i y^i \beta_\ell^j z^j.$$

The summation on the right-hand side of (19) yields

$$\sum_{i+j \leq n} \binom{n}{i, j} x^{n-i-j} \sum_{k+\ell \leq n} a_{k, \ell} \alpha_k^i \beta_\ell^j y^i z^j.$$

It follows that we need to show there exist $a_{k, \ell}, k + \ell \leq n$ such that

$$\sum_{k+\ell \leq n} a_{k, \ell} \alpha_k^i \beta_\ell^j = c_{i, j}, i + j \leq n. \quad (20)$$

Consider the coefficient matrix of the linear system above, that is,

$$\left[\alpha_k^i \beta_\ell^j \right]_{\substack{k+\ell \leq n \\ i+j \leq n}}. \quad (21)$$

Based on the classic Chung-Yao theorem (cf. [36]) we know that the set $\{(\alpha_k, \beta_\ell), k + \ell \leq n\}$ admits a unique polynomial interpolation: that is, for any given values $f_{k, \ell}, k + \ell \leq n$, there exists a unique bivariate polynomial $q_d(x, y) = \sum_{i+j \leq n} e_{ij} x^i y^j$ satisfying

$$q_d(\alpha_k, \beta_\ell) = f_{k, \ell}, \quad \forall k + \ell \leq n,$$

where $\alpha_k, k = 0, \dots, n$ are distinct real numbers and so are $\beta_\ell, \ell = 0, \dots, n$. In other words, the matrix in (21) is invertible and hence, (20) has a unique solution set $a_{k, \ell}, k + \ell \leq n$. This finishes the case when $d = 3$.

The proof for $d \geq 4$ is similar to the cases $d = 2$ and $d = 3$. The classic Chung-Yao theorem holds for general dimension d . Hence, we conclude the proof for any dimension d . \square

We are now ready to prove Theorem 6.

Proof.[of Theorem 6] First of all, the uniform B-spline B_ℓ of degree ℓ is defined in terms of translates of σ_ℓ :

$$B_\ell(t) = \frac{1}{\ell!} \sum_{k=0}^{\ell+1} (-1)^k \binom{\ell+1}{k} \sigma_\ell(t-k). \quad (22)$$

It is well-known that the spline space $\mathcal{B}_\ell = \text{span}\{B_\ell(t - m/2^n), m \in \mathbb{Z}, n \in \mathbb{Z}_+\}$ is dense in $C_0(\mathbb{R})$ (cf. e.g. [52]) and hence, in $C([0, 1])$. By the well-known Marsden's identity (cf. [44] or [12]), any polynomial $p(t)$ of degree ℓ or less can be written in terms of integer translates of B_ℓ and hence, translates of σ_ℓ due to (22). For convenience, write

$$p_\ell(t) = \sum_{i=1}^n c_i \sigma_\ell(t - t_i), \forall t \in [0, 1]. \quad (23)$$

for any polynomial p_ℓ of degree ℓ or less. By Lemma 2, we know all multivariate polynomial $p_\ell(\mathbf{x})$ of total degree ℓ or less will be in the space $\mathbb{N}_{n, m}(\sigma_\ell)$ for some n, m . They are simply in the shallow neural network of σ_ℓ functions.

We further show that polynomials of degree ℓ^2 or less are in the space $\mathbb{N}_{n, m}(\sigma_\ell)$. Let us first explain that univariate polynomials $p(t)$ of degree ℓ^2 are contained in the space $\mathbb{N}_{n, m}(\sigma_\ell)$ of neural networks of two layers with widths n and m for some positive integers n and m . Let p_ℓ be a univariate polynomial which is expressed by using the ℓ th activation function in (23). Then

$$\sum_{j=1}^n c_j \sigma_\ell \left(\sum_{i=1}^m c_i \sigma_\ell(t - t_i) - t_j \right) = p_\ell(p_\ell(t))$$

which is a polynomial of degree ℓ^2 . For any $\ell_1, \ell_2 = 1, \dots, \ell$, we can see that polynomials of degree $\ell_1 \ell_2$ are in $\mathbb{N}_{n,m}(\sigma_\ell)$. For a polynomial q of degree Q with $Q < \ell^2$ which is not in the form of $Q = \ell_1 \ell_2$, let us show $q \in \mathbb{N}_{n,m}(\sigma_\ell)$ with widths n, m large enough. Indeed, we consider

$$(t + a_i)^{\ell^2} - t^{\ell^2} = \sum_{k=1}^{\ell^2} \binom{\ell^2}{k} t^{\ell^2-k} a_i^k \in \mathbb{N}_{n,m}(\sigma_\ell)$$

for distinct real number $a_i, i = 1, \dots, \ell^2$. As shown above, both $(t + a_i)^{\ell^2}$ and t^{ℓ^2} are in $\mathbb{N}_{n,m}(\sigma_\ell)$. We now show that there are coefficients $c_i, i = 1, \dots, \ell^2$ such that $\sum_{i=1}^{\ell^2} c_i a_i^j = \mathbf{e}_j$ for $j = 1, \dots, \ell^2$ because of the coefficients matrix of these equations is a VanderMonde matrix, where $\mathbf{e}_j \in \mathbb{R}^{\ell^2}$ is the unit vector which has all zero components except for the j th component which is 1. In this way, we obtain a representation of t^{ℓ^2-j} by using functions in $\mathbb{N}_{n,m}(\sigma_\ell)$. Indeed, let $c_i, i = 1, \dots, \ell^2$ be the solution for the right-hand side \mathbf{e}_j for $j \geq 1$. Then

$$\sum_{i=1}^{\ell^2} c_i ((t + a_i)^{\ell^2} - t^{\ell^2}) = \sum_{k=1}^{\ell^2} \binom{\ell^2}{k} t^{\ell^2-k} \sum_{i=1}^{\ell^2} c_i a_i^k = \binom{\ell^2}{j} t^{\ell^2-j}. \quad (24)$$

That is, $t^{\ell^2-j} \in \mathbb{N}_{n,m}(\sigma_\ell)$ with widths n, m large enough. This finishes a proof in the univariate setting. For the multivariate setting, we rewrite a polynomial p in the homogeneous version in the B-form and then use Lemma 2. Now the above discussion for the univariate setting can be used to rewrite p in the form of (17) and hence, $p \in \mathbb{N}_{n,m}(\sigma_\ell)$. \square

It is easy to see that the above arguments can be extended to the space of neural networks of multiple layers with the number of layers more than 2. Let

$$\mathbb{N}_{n_1, n_2, \dots, n_k}(\sigma_\ell) \quad (25)$$

be the space of neural networks of k layers and widths n_1, \dots, n_k , where $k \geq 2$. Then we can show the following

Theorem 11 *Fix $\ell \geq 2$. All polynomials of degree at most ℓ^k of d variables are in $\mathbb{N}_{n_1, \dots, n_k}(\sigma_\ell)$.*

Proof. We use induction to establish this result. The details are left to the interested readers. \square

Notice that when $\ell = 10$, the space $\mathbb{N}_{n_1, n_2}(\sigma_\ell)$ contains polynomials of degree 100 and $\mathbb{N}_{n_1, n_2, n_3}(\sigma_\ell)$ will contain polynomials of degree 1000 and so on. Similarly, the high degree splines (directional splines and half-spaced splines) are in $\mathbb{N}_{n_1, \dots, n_k}(\sigma_\ell)$. The result of Theorem 11 shows that the neural networks of multiple layers are very powerful when approximating multivariate continuous functions by using the well-known Weierstrass approximation theorem.

Next let us explain how many layers, weights, and neurons are needed in order to approximate or express high degree polynomials based on different activation functions σ_ℓ ($\ell \geq 1$). Notice that Liang and Srikant [38] have established the results for polynomials approximation based on σ_1 together with the binary step units. More precisely, their results give that the univariate polynomials of degree n can be approximated by a deep neural network within $\epsilon > 0$ using $O(n + \log(n/\epsilon))$ layers, $O(\log(n/\epsilon))$ binary step units, and $O(n \log(n/\epsilon))$ rectifier linear units. Homogeneous polynomials in d variables of total degree n can be approximated by a deep neural network within $\epsilon > 0$ using $O(n + \log(nd/\epsilon))$ layers, $O(\log(nd/\epsilon))$ binary step units, and $O(nd \log(nd/\epsilon))$ rectifier linear units.

For our discussion, we will focus on the case $\ell \geq 2$ and we will show that by using σ_2 as the activation function, we are able to reproduce the polynomials without error. Besides, it only requires

a neural network of fewer layers, weight, and neurons compared with the results using σ_1 as the activation function. For simplicity, we will focus on the discussion of $\ell = 2$. Let us refer to the neural network based on σ_ℓ as σ_ℓ -network. We begin with the following

Lemma 3 *The constant $p(x) = 1$ can be reproduced by a σ_2 -network of 1 hidden layer with width equals to 3. In general, The polynomial $p(x) = x^n$, $n \geq 1$, on $[0, 1]$ can be reproduced by a σ_2 -network of $\max\{1, \lceil \log(n) \rceil\}$ hidden layers with width at most 3. Furthermore, the width of the last hidden layer is at most 2. As a result, the corresponding number of weights is $\max\{O(1), O(\log n)\}$, the corresponding number of hidden neurons is $\max\{O(1), O(\log n)\}$.*

Proof. For the case $p(x) = 1$, we can write $1 = \frac{1}{2}\sigma_2(1+x) + \frac{1}{2}\sigma_2(1-x) - \sigma_2(x)$. Therefore $p(x) = 1$ can be reproduced by σ_2 -network of width 3 with 1 hidden layer.

For $n \geq 1$, let us first observe a few cases for small n . For $n = 1$, we can write $x = \frac{1}{4}\sigma_2(1+x) - \frac{1}{4}\sigma_2(1-x)$. Therefore $p(x) = x$ can be reproduced by σ_2 -network of width 2 with 1 hidden layer. For $n = 2$ and $n = 4$, we easily have $x^2 = \sigma_2(x)$ and $x^4 = \sigma_2(\sigma_2(x))$. Therefore $p(x) = x^2$ can be reproduced by σ_2 -network of width 1 with 1 hidden layer, $p(x) = x^4$ can be reproduced by σ_2 -network of width 1 with 2 hidden layers. For $n = 3$, we can write

$$\begin{aligned} x^3 &= \frac{1}{4}(x+x^2)^2 - \frac{1}{4}(x-x^2)^2 = \frac{1}{4}\sigma_2(x+x^2) - \frac{1}{4}\sigma_2(x-x^2) \\ &= \frac{1}{4}\sigma_2\left(\frac{1}{4}\sigma_2(1+x) - \frac{1}{4}\sigma_2(1-x) + \sigma_2(x)\right) - \frac{1}{4}\sigma_2\left(\frac{1}{4}\sigma_2(1+x) - \frac{1}{4}\sigma_2(1-x) - \sigma_2(x)\right). \end{aligned}$$

Therefore $p(x) = x^3$ can be reproduced by σ_2 -network of width 3 with 2 hidden layers, and the last hidden layer is of width 2.

Now Let us proceed by induction. Suppose the lemma holds for all x^p where $1 \leq p \leq 2^k$, $k \geq 2$. Let us consider how to reproduce $p(x) = x^q$ where $2^k + 1 \leq q \leq 2^{k+1}$. Note that $x \in [0, 1]$, so $x^p \geq x^{2^k}$, therefore $(x^{2^k} - x^p)^2 = \sigma_2(x^p - x^{2^k})$. For $2^k + 1 \leq q \leq 2^{k+1}$, there exists an integer p such that $q = p + 2^k$. Therefore

$$x^q = \frac{1}{4}((x^{2^k} + x^p)^2 - (x^{2^k} - x^p)^2) = \frac{1}{4}\sigma_2(x^p + x^{2^k}) - \frac{1}{4}\sigma_2(x^p - x^{2^k}).$$

By the inductive hypothesis, x^p can be reproduced by σ_2 -network of width 3 with $\max\{1, \lceil \log(p) \rceil\}$ hidden layers, and the last hidden layer is of width 2. Therefore we can write $x^p = c_1\sigma_2(N_1(x)) + c_2\sigma_2(N_2(x)) + c_3$, where $c_1, c_2, c_3 \in \mathbb{R}$, $N_1(x)$ and $N_2(x)$ indicate the neural networks structure before the last hidden layer in reproducing x^p . Therefore

$$\begin{aligned} x^q &= \frac{1}{4}\sigma_2(c_1\sigma_2(N_1(x)) + c_2\sigma_2(N_2(x)) + c_3 + \sigma_2(x^{2^{k-1}})) \\ &\quad - \frac{1}{4}\sigma_2(c_1\sigma_2(N_1(x)) + c_2\sigma_2(N_2(x)) + c_3 - \sigma_2(x^{2^{k-1}})). \end{aligned}$$

The above expression gives a σ_2 -network where the last hidden layer is of width 2, the second last hidden layer is of width 3, and all the layers before are also of width 3 by the inductive hypothesis. Therefore $p(x) = x^q$ can be reproduced by a σ_2 -network of width 3, the number of hidden layers required equals to $1 + \max\{\max\{1, \lceil \log(p) \rceil\}, \max\{1, \lceil \log(2^{k-1}) \rceil\}\} = \lceil \log(q) \rceil = \max\{1, \lceil \log(q) \rceil\}$. Since each layer is of finite width, the number of weights equals to $O(\log n)$, the number of hidden neurons equals to $O(\log n)$. \square

Corollary 1 *The polynomial $p(x) = \sum_{k=0}^n c_k x^k$, $n \geq 1$, on $[0, 1]$ can be reproduced by a σ_2 -network of $\lceil \log n \rceil + 1$ hidden layers with $O(s + s \log n)$ weights and $O(s + s \log n)$ hidden neurons, where $s = \|\{c_k\}_0^n\|_0$ is the sparsity of coefficient vector of p .*

Proof. For the case $n = 1$, the results hold directly from Lemma 3. For $n \geq 2$, we can rewrite $p(x) - c_0$ as

$$p(x) - c_0 = \sum_{k=1}^n c_k x^k = \sum_{\substack{k=1, \dots, n \\ c_k \neq 0}} c_k x^k = \sum_{\substack{k=1, \dots, n \\ c_k \neq 0}} \frac{1}{4} c_k \sigma_2(1 + x^k) - \frac{1}{4} c_k \sigma_2(1 - x^k). \quad (26)$$

By Lemma 3, we can easily see that both $1 + x^k$ and $1 - x^k$, for $1 \leq k \leq n$, can be reproduced by σ_2 -network of $\max\{1, \lceil \log(k) \rceil\}$ hidden layers with width at most 3. From (26), we see that the last hidden layer for reproducing $p(x) - c_0$ is of width $2s$. Therefore, we can stack all the networks for reproducing x^k ($1 \leq k \leq n$) together, then add an extra layer of width $2s$ to form a larger network in order to reproduce $p(x) - c_0$. Therefore $p(x) - c_0$ can be reproduced by a σ_2 -network of $1 + \max_{1 \leq k \leq n} \{\lceil \log k \rceil\} = 1 + \lceil \log n \rceil$ hidden layers.

Since there are total s individual networks stacked together, each of the network requires at most $\max\{O(1), O(\log n)\}$ weights and $\max\{O(1), O(\log n)\}$ hidden neurons, the total number of weights before the last hidden layer is at most $\max\{O(s), O(s \log n)\}$ and the total number of hidden neurons before the last hidden layer is at most $\max\{O(s), O(s \log n)\}$. By adding on the extra weights and neurons resulted from the last hidden layer of width $2s$, the total number of weights equals to $O(s) + \max\{O(s), O(s \log n)\} = O(s + s \log n)$ and the total number of neurons equals to $O(s) + \max\{O(s), O(s \log n)\} = O(s + s \log n)$. Since $p(x) - c_0$ can be reproduced by such a network, $p(x)$ can be reproduced by such a network as well, this completes the proof. \square

We are now ready to establish

Theorem 12 *Let $p_n(\mathbf{x})$, $n \geq 1$, be a homogeneous polynomial in d variable of degree n for $\mathbf{x} \in [0, 1]^d$. Suppose p_n has the form $p_n(\mathbf{x}) = p_n(x_1, \dots, x_d) = \sum_{j=0}^N a_j (\sum_{i=1}^d b_{ji} x_i)^n$ with $N = \binom{n+d}{d}$. Then $p_n(\mathbf{x})$ can be reproduced by a σ_2 -network of $\lceil \log n \rceil + 3$ hidden layers with $O(sd + s \log n)$ weights and $O(s + s \log n)$ hidden neurons, where $s = \|\{a_j\}_0^N\|_0$ is the sparsity of coefficient vector of p_n .*

Proof. Without loss of generality, we may assume $\sum_{i=1}^d |b_{ji}| \leq 1$ for all $j = 0, \dots, N$. Letting $t_j = \sum_{i=1}^d b_{ji} x_i$, we have $\sum_{i=1}^d |b_{ji}| \leq 1$, so $|t_j| \leq 1$. Therefore

$$p_n(x_1, \dots, x_d) = p_n(t_0, \dots, t_N) = \sum_{j=0}^N a_j t_j^n = \sum_{\substack{j=0, \dots, N \\ a_j \neq 0}} a_j t_j^n = \sum_{\substack{j=0, \dots, N \\ a_j \neq 0}} \frac{1}{4} a_j \sigma_2(1 + t_j^n) - \frac{1}{4} a_j \sigma_2(1 - t_j^n).$$

By the similar reasoning as discussed in Corollary 1, $p_n(t_0, \dots, t_N)$ can be reproduced by a σ_2 -network with $1 + \lceil \log n \rceil$ hidden layers, $O(s + s \log n)$ weights and $O(s + s \log n)$ hidden neurons.

For $j \in S$, we have

$$t_j = \sum_{i=1}^d b_{ji} x_i = \frac{1}{4} \sigma_2(1 + \sum_{i=1}^d b_{ji} x_i) - \frac{1}{4} \sigma_2(1 - \sum_{i=1}^d b_{ji} x_i).$$

Therefore, as the input layer consists of x_1, \dots, x_d , we need two extra layers to transform x_i to t_j . The number of extra weights arising from these two extra layers equals to $O(sd)$, the number of extra hidden neurons equals to $O(s)$. Therefore, the total number of hidden layers equals to $2 + 1 + \lceil \log n \rceil = 3 + \lceil \log n \rceil$, total number of weights equals to $O(sd) + O(s + s \log n) = O(sd + s \log n)$, total number of hidden neurons equals to $O(s) + O(s + s \log n) = O(s + s \log n)$. \square

Again by Lemma 2, we know the above result of Theorem 12 can be generalized to nonhomogeneous polynomials. It is not hard to see the above discussion can be extended to the case $\ell > 2$. We leave the generalization to [54]. Note that s can be as large as $N = \binom{d+n}{d} \approx n^d$. When d is large, one needs a very large number of weights as well as large number of neurons in general. If s is a fixed number independent of d , the numbers of weights and neurons will be very reasonable. Thus, the polynomials in B-form (cf. [3]) turn out to be very helpful in determining the numbers of weights and neurons.

For data learning tasks in high dimension, it is more likely that the intrinsic distribution of the data lie on some complicated surface, therefore we prefer to use high degree polynomials to approximate the surface. It is advantageous to use σ_ℓ as the activation function for high accuracy approximation or representation of the high degree polynomials, not only because the polynomials can be reproduced by using σ_ℓ without error, but also it saves a lot of resources in terms of the number of layers, weights, and neurons in neural network computations. Therefore we should consider applying σ_ℓ -network in practice. However, the computation of the best approximation of multivariate continuous function from $\mathbb{N}_{n_1, \dots, n_k}(\sigma_\ell)$ is a nonlinear approximation which is still a challenge(cf. [14]). We will leave it to future study.

4 Image Classification by Using a Deep Learning Algorithm

In this section, we shall give a mathematical reason why a deep learning algorithm can tell from an image that it is a dog or a cat after an intensive training of more than ten thousand of images of dogs and cats. Suppose that we are given a set of images of dogs and cats. For convenience, let us say the size of these images is 100×100 with pixel values between 0 and 255. The collection of all such images is the space of dimension 100×100 . See Figure 4 for a subset of images.

As there are more than 10 thousands images of dogs and cats, we may assume that the data set of images of dogs is a closed set and so is the data set of images of cats in the following sense: there are a few clusters of dog images and each cluster of dog images are similar to each other. Similar for the images of cats.

By using the Urysohn lemma in topology, there is a continuous function f which is 1 over the set of dogs and 0 over the set of cats. Let us use a deep learning algorithm based on neural networks of two layers to find a ReLU function approximation L_f with the coefficients \mathbf{w}_i and bias y_{ij} and shifts y_k through a large amount of training data. That is, we use the function value 1 if an input image is a dog and 0 if the input image is a cat to find L_f . Although we do not have any values at the complement set of these two closed sets, a large amount training set will enable us to find a good approximation L_f of f . Suppose that by using KST, the K -outer function g of f is Lipschitz continuous. Then our Theorem 5 shows that

$$\|f - L_f\|_{L^\infty} \leq \frac{C_g(2d+1)^2}{n}. \quad (27)$$

Even f does not have its K -outer function g to be Lipschitz continuous, we can approximate f by using Theorem 3 to have a continuous function \tilde{f} within $\epsilon > 0$ from f and the K -outer function of \tilde{f} is Lipschitz continuous. Then Theorem 5 can be applied to have (28):

$$\|f - L_{\tilde{f}}\|_{L^\infty} \leq \|f - \tilde{f}\|_\infty + \|\tilde{f} - L_{\tilde{f}}\|_\infty \leq \epsilon + \frac{C_{\tilde{g}}(2d+1)^2}{n}. \quad (28)$$

Once the sample size n is large enough, much large than $C_g(2d+1)^2$ or $C_{\tilde{g}}(2d+1)^2$, the neural networks with two layers L_f can approximate the continuous function f well enough. Similar for $L_{\tilde{f}}$. Thus, any image from the testing portion can be classified based on the evaluation of the ReLU approximation L_f of f . Indeed, if it gives the value one, the image is a dog and if it gives the value zero, the image is a cat.



Figure 4: Some Sample Images from Cats and Dogs Dataset

Note that in practice, the testing result is not accurate enough, that is, L_f is not a very good approximation of f . From Figure 4, we can see that these images of dogs do not form a good "closed set". Also, the images of cat do not form a good "closed set". This explains why the performance of image classification is poor. There are a number of ways to improve the image classification.

- 1) Increase the number of images to train will help improve the accuracy of classification. That is, n will become larger and hence, the right-hand side of (27) get smaller. This point has been adopted by almost all practitioners.
- 2) Moreover, increasing the number of images which makes each cluster of dog images more "closed" to the cluster such that the continuous function f by Urysohn lemma can be a clear-cut function to separate the closed set of dogs from the images of cats so that the ReLU approximation of f can more accurately tell an image is a dog or not. Similar for the cat images.
- 3) Use images of a smaller size. That is, without loss of accuracy, use a subsample of each image, say 50×50 instead of each original image of size 100×100 for training and testing. Thus, d is smaller and hence, the right-hand side in (27) will be smaller and hence, the approximation of L_f to f is better and so is the performance of testing.
- 4) Separate the white and black dogs by sorting these images into two groups and similarly separate the white and black cats into two groups. From these newly separated four groups, we choose the two groups which only consist of white dogs and black cats. Consider a new continuous function f over the sets of white dogs and white cats, these images can form two better "closed" sets and hence one can approximate the function f more accurately.
- 5) Use a higher order spline activation function σ_ℓ with $\ell \geq 2$ to approximate f better.

We have done the numerical experiments to validate the points from 1) to 4), and we will leave point 5) to the interested readers. For convenience, let us present an experimental result to demonstrate the point in 3). We present the classification accuracy of the cat and dog dataset using images of different sizes. For each image, we convert its three channels into one channel and subsample the image into various sizes 50×50 , 100×100 , etc. We apply feed-forward neural network with two hidden layers as well as the convolutional neural networks (CNN) with two convolutional layers. For the CNN models, the kernel size we choose is 3×3 , and the number of kernels for the convolutional layers are 32, 64 respectively, a maximal pooling of size 2×2 is applied after each convolutional layer, and all the models are trained with 20 epochs. The results are averaged over 50 repeated experiments. From Table 1 and 2, one can see that as the size of the images decreases, the testing accuracy increases. Even though we didn't list the computational time in the table, it is quite clear that the processing time for images of smaller size is faster than the time for images of larger size.

This numerical result demonstrates one way to speed up the computation and improve their accuracy for all the deep learning based image classifications, that is to use more training images with smaller sizes. This implication can in some way explain the success of using CNN model for image classification tasks. By applying convolution operation with multiple kernels on an image in the embedded space, the output embedded image will have more channels but with smaller size, if we consider each channel as a separate image, then this exactly corresponds to our idea of using more images with smaller size.

Note that one can use the KST to establish the convergence of the CNN algorithm, we will leave it to a future publication.

Table 1: Classification Accuracy Based on Images of Different Sizes Using a Feed-forward Neural Network with Two Hidden Layers.

Image Sizes	Testing Accuracy
25×25	60.4%
50×50	60.0%
100×100	59.1%
150×150	57.4%
200×200	56.4%

Table 2: Classification Accuracy Based on Images of Different Sizes Using a Convolutional Neural Network with Two Convolutional Layers.

Image Sizes	Testing Accuracy
50×50	76.7%
100×100	74.5%
150×150	72.6%
200×200	69.2%
300×300	64.3%

References

[1] F. Bach, Breaking the curse of dimensionality with convex neural networks, Journal of Machine Learning Research, vol. 18, 2017, 1–53.

- [2] A. R. Barron. Universal approximation bounds for superpositions of a sigmoidal function, *IEEE Transactions on Information theory*, 39(3):930–945, 1993.
- [3] C. de Boor, B-form basics, in *Geometric Modeling: Algorithms and New Trends*, G. Garin, ed., SIAM, Philadelphia, 1987, pp. 131–148.
- [4] B J. Braun, An Application of Kolmogorov’s Superposition Theorem to Function Reconstruction in Higher Dimensions, PhD thesis, University of Bonn, 2009.
- [5] B. J. Braun and M. Griebel, On a constructive proof of Kolmogorov’s superposition theorem, *Constructive Approximation*, 30(3):653–675, 2009.
- [6] D. W. Bryant. Analysis of Kolmogorov’s superposition theorem and its implementation in applications with low and high dimensional data. PhD thesis, University of Central Florida, 2008
- [7] Randall Balestrierio and Richard Baraniuk, Mad Max: Affine Spline Insights into Deep Learning, arXiv:1805.06576, Nov. 2018.
- [8] Randall Balestrierio and Richard Baraniuk, A Spline Theory of Deep Networks, ICML, 2018.
- [9] Randall Balestrierio, Romain Cosentino, Behnaam Aazhang, Richard Baraniuk The Geometry of Deep Networks: Power Diagram Subdivision, arXiv:1905.08443, 2019.
- [10] M. M. Bronstein, Joan Bruna, Taco Cohen, Petar Velickovic, Geometric Deep Learning: Grids, Groups, Graphs, Geodesics, and Gauges, arxiv.org/abs/2104.13478, 2021.
- [11] K. Chen, The upper bound on knots in neural networks, arXiv:1611.09448v2 [stat.ML] 30 Nov 2016.
- [12] C. K. Chui and Lai, M. -J., Multivariate Analog of Marsden’s Identity and a Quasi-Interpolation Scheme, *Constructive Approximation*, vol. 3 (1987) pp. 111–122.
- [13] G. Cybenko, Approximation by Superpositions of a Sigmoidal Function, *Math. Control Signals Systems (1989)* 2:303–314.
- [14] I. Daubechies, R. DeVore, S. Foucart, B. Hanin, and G. Petrova, Nonlinear Approximation and (Deep) ReLU Networks, arXiv:1905.02199v1 [cs.LG] 5 May 2019.
- [15] R. DeVore, R. Howard, and C. Micchelli, Optimal nonlinear approximation, *Manuscripta Mathematica*, 63(4):469–478, 1989.
- [16] R. DeVore, B. Hanin, and G. Petrova, Neural Network Approximation, *Acta Numerica*, 2021, pp. xxx–xxx.
- [17] R. Doss, On the representation of continuous functions of two variables by means of addition and continuous functions of one variable. *Colloquium Mathematicum*, X(2):249–259, 1963.
- [18] Weinan E, Machine Learning and Computational Mathematics, arXiv:2009.14596v1 [math.NA] 23 Sept. 2020.
- [19] Weinan E, Chao Ma and Lei Wu, Barron spaces and the flow-induced function spaces for neural network models, arXiv:1906.08039, 2019.
- [20] Weinan E and Stephan Wojtowytsch, Representation formulas and pointwise properties for Barron functions, arXiv:2006.05982, 2020.

- [21] Weinan E and Stephan Wojtowytsch, On the Banach spaces associated with multilayer ReLU networks: Function representation, approximation theory and gradient descent dynamics, <https://arxiv.org/pdf/2007.15623.pdf>, 2020.
- [22] B. L. Friedman, An improvement in the smoothness of the functions in Kolmogorov’s theorem on superpositions. *Doklady Akademii Nauk SSSR*, 117:1019–1022, 1967.
- [23] Z. Feng, Hilbert’s 13th problem. PhD thesis, University of Pittsburgh, 2010.
- [24] Girosi, F., & Poggio, T. (1989). Representation properties of networks: Kolmogorov’s theorem is irrelevant. *Neural Computation*, 1(4), 465–469.
- [25] I. Goodfellow, Y. Bengio, A. Courville, *Deep Learning*, MIT Press, 2016.
- [26] M. Hansson and C. Olsson, Feedforward neural networks with ReLU activation functions are linear splines, Bachelor Thesis, Univ. Lund, 2017.
- [27] R. Hecht-Nielsen. Kolmogorov’s mapping neural network existence theorem. In *Proceedings of the international conference on Neural Networks*, volume 3, pages 11–14. New York: IEEE Press, 1987.
- [28] B. Igel'nik and N. Parikh. Kolmogorov’s spline network. *IEEE Transactions on Neural Networks*, 14(4):725–733, 2003.
- [29] J.-P. Kahane. Sur le Théorème de Superposition de Kolmogorov. *Journal of Approximation Theory*, 13:229–234, 1975.
- [30] H. Katsuura and D. Sprecher. Computational aspects of Kolmogorov’s superposition theorem. *Neural Networks*, 7(3):455–461, 1994.
- [31] J. M. Klusowski and Barron, A.R.: Approximation by combinations of relu and squared relu ridge functions with ℓ_1 and ℓ_0 controls. *IEEE Transactions on Information Theory* 64(12), 7649–7656 (2018).
- [32] A. N. Kolmogorov. The representation of continuous functions of several variables by superpositions of continuous functions of a smaller number of variables. *Doklady Akademii Nauk SSSR*, 108(2):179–182, 1956.
- [33] A. N. Kolmogorov, On the representation of continuous function of several variables by superposition of continuous function of one variable and its addition, *Dokl. Akad. Nauk SSSR* 114 (1957), 369–373.
- [34] V. Kurkov, Kolmogorov’s Theorem and Multilayer Neural Networks, *Neural Networks*, Vol. 5, pp. 501– 506, 1992.
- [35] M. Laczkovich, A superposition theorem of Kolmogorov type for bounded continuous functions, *J. Approx. Theory*, vol. 269(2021), 105609.
- [36] M. -J. Lai and L. L. Schumaker, *Spline Functions over Triangulations*, Cambridge University Press, 2007.
- [37] M. -J. Lai and Wang, L., Bivariate penalized splines for regression, *Statistica Sinica*, vol. 23 (2013) pp. 1399–1417.

- [38] Shiyu Liang and R. Srikant, Why deep neural networks? arXiv preprint arXiv:1610.04161, 2016.
- [39] Xin Liu, Kolmogorov Superposition Theorem and Its Applications, Ph.D. thesis, Imperial College of London, UK, 2015.
- [40] G. G. Lorentz, Metric entropy, widths, and superpositions of functions, Amer. Math. Monthly, 69 (1962), 469–485.
- [41] G. G. Lorentz, Approximation of Functions, Holt, Rinehart and Winston, Inc. 1966.
- [42] V. E. Maiorov, On best approximation by ridge functions, J. Approx. Theory 99 (1999), 68–94.
- [43] S. Mallat, Understanding Deep Convolutional Network, Philosophical Transactions A, in 2016.
- [44] M. Marsden, An identity for spline functions and its application to variational diminishing spline approximation, J. Approx. Theory, vol. 3 (1970), 7–49.
- [45] H. Mhaskar, C. A. Micchelli, Approximation by superposition of sigmoidal and radial basis functions, Adv. Appl. Math. 13 (3) (1992) 350–373.
- [46] H. Montanelli and H. Yang, Error bounds for deep ReLU networks using the Kolmogorov-Arnold superposition theorem. Neural Networks, 129(2020), 1-6.
- [47] S. Morris, Hilbert 13: are there any genuine continuous multivariate real-valued functions? Bulletin of AMS, vol. 58. No. 1 (2021), pp 107–118.
- [48] M. Nees, Approximative versions of Kolmogorov’s superposition theorem, proved constructively, J. Comp. Applied Math, 54(1994), 239–250.
- [49] A. Pinkus, Approximation theory of the MLP model in neural networks, Acta Numerica (1999), pp. 143–195.
- [50] P. P. Petrushev, Approximation by ridge functions and neural networks, SIAM J. Math. Anal. 30 (1998), 155–189.
- [51] J. Schmidt-Hieber, The Kolmogorov-Arnold representation theorem revisited. Neural Networks, 137 (2021), 119-126.
- [52] L. L. Schumaker, Spline Functions: Basic Theory, Third Edition, Cambridge University Press, 2007.
- [53] J. W. Segel and J. Xu, Approximation rates for neural networks with general activation functions, arXiv:1904.02311v5, May, 2020.
- [54] Z. Shen, Kolmogorov Superposition Theorem and Neural Networks Approximation of High Dimensional Functions, Ph.D. thesis, University of Georgia, under preparation, 2023.
- [55] Z. Shen, Yang, H., and S. Zhang, Neural network approximation: Three hidden layers are enough. Neural Networks, 141(2021), 160-173.
- [56] J. W. Siegel and J. Xu. High-Order Approximation Rates for Neural Networks with $(ReLU)^k$ Activation Functions, arXiv:2012.07205 (2020).

- [57] Sho Sonoda and Noboru Murata, Neural network with unbounded activation functions is universal approximator, arXiv:1505.03654v2 [cs.NE] 29, Nov 2015. *J. Applied Comput. Harmonic Analysis*, 43 (2017) 233–268.
- [58] D. A. Sprecher, Ph.D. Dissertation, University of Maryland, 1963.
- [59] D. A. Sprecher, A representation theorem for continuous functions of several variables, *Proc. Amer. Math. Soc.* 16 (1965), 200–203.
- [60] D. A. Sprecher, On the structure of continuous functions of several variables. *Transactions of the American Mathematical Society*, 115:340–355, 1965.
- [61] D. A. Sprecher, On the structure of representation of continuous functions of several variables as finite sums of continuous functions of one variable. *Proceedings of the American Mathematical Society*, 17(1):98–105, 1966.
- [62] D. A. Sprecher, An improvement in the superposition theorem of Kolmogorov. *Journal of Mathematical Analysis and Applications*, 38(1):208–213, 1972.
- [63] D. A. Sprecher, A universal mapping for Kolmogorov’s superposition theorem. *Neural Networks*, 6(8):1089–1094, 1993.
- [64] D. A. Sprecher, A numerical implementation of Kolmogorov’s superpositions. *Neural Networks*, 9(5):765–772, 1996.
- [65] D. A. Sprecher, A Numerical Implementation of Kolmogorov’s Superpositions II. *Neural Networks*, 10(3):447–457, 1997.
- [66] D. A. Sprecher and S. Draghici, Space-filling curves and Kolmogorov superposition based neural networks. *Neural networks: the official journal of the International Neural Network Society*, 15(1):57–67, 2002.
- [67] T. Suzuki, Adaptivity of deep RELU network for learning in Besov and mixed smooth Besov spaces: optimal rate and curse of dimensionality, arxiv.org/abs/1810.08033v1, 2018.
- [68] T. Suzuki and A. Nitanda, Deep learning is adaptive to intrinsic dimensionality of model smoothness in anisotropic Besov space, arXiv:1910.12799v2 [stat.ML] 30 Sep 2021.
- [69] V. M. Tihomirov, The works of A. N. Kolmogorov on ϵ -entropy of function classes and superpositions of functions, *Uspehi Mat. Nauk* 18 (1963), no. 5 (113), 55–92.
- [70] L. Wang, G. Wang, M. -J. Lai, and Gao, L., Efficient Estimation of Partially Linear Models for Spatial Data over Complex Domains, *Statistica Sinica*, vol. 30 (2020) pp. 347–360.
- [71] S. Wojtowytsch and W. E. Can shallow neural networks beat the curse of dimensionality? A mean field training perspective. *IEEE Transactions on Artificial Intelligence*, 1(2):121–129, Oct 2020.
- [72] D. Yarotsky, Error bounds for approximations with deep ReLU networks, arXiv:1610.01145v3 [cs.LG] 1 May 2017.