

Neural Architectures for Biological Inter-Sentence Relation Extraction

Enrique Noriega-Atala, Peter M. Lovett, Clayton T. Morrison, Mihai Surdeanu

The University of Arizona, Tucson, AZ, USA
 {enoriega,plovett,claytonm,msurdeanu}@email.arizona.edu

Abstract

We introduce a family of deep-learning architectures for *inter-sentence* relation extraction, i.e., relations where the participants are not necessarily in the same sentence. We apply these architectures to an important use case in the biomedical domain: assigning biological context to biochemical events. In this work, biological context is defined as the type of biological system within which the biochemical event is observed. The neural architectures encode and aggregate *multiple* occurrences of the same candidate context mentions to determine whether it is the correct context for a particular event mention. We propose two broad types of architectures: the first type aggregates multiple instances that correspond to the same candidate context with respect to event mention before emitting a classification; the second type independently classifies each instance and uses the results to vote for the final class, akin to an ensemble approach. Our experiments show that the proposed neural classifiers are competitive and some achieve better performance than previous state of the art traditional machine learning methods without the need for feature engineering. Our analysis shows that the neural methods particularly improve precision compared to traditional machine learning classifiers and also demonstrates how the difficulty of inter-sentence relation extraction increases as the distance between the event and context mentions increase.

Introduction

Extracting biochemical interactions that describe mechanistic information from scientific literature is a task that has been well studied by the NLP community (Cohen 2015; Zhou, Zhong, and He 2014; Hirschman et al. 2005). Automated event detection systems such as (Valenzuela-Escárcega et al. 2017; Riedel et al. 2011; Kilicoglu and Bergler 2011; Quirk et al. 2011; Björne and Salakoski 2011, 2018; Trieu et al. 2020; Rao et al. 2017) are able to detect and extract biochemical events with high throughput and good recall. The information extracted with such tools enables scientists and researchers to analyze, study and discover mechanistic pathways and their characteristics by aggregating the interactions and biological processes described in the scientific literature.

However, when dealing with such mechanistic processes it is important to identify the *biological context* in which

Quantity	Count
# of inter-sent. relations	1936
Mean sent. distance	22
Median sent. distance	5
Max sent. distance	225

Table 1: Statistics about the inter-sentence distances of biological context annotations.

they hold. Here, biological context means the type of biological system, described at different levels of granularity, such as species, organ, tissue, cellular component, and/or cell-line within which the extracted biochemical interactions are observed. Knowing the biological context is important to correctly interpret the mechanistic pathways described by the literature. For example, some tumors associated with oncogenic Ras in humans are different from those in mice, suggesting that the Ras pathway differs in both species (Hamad et al. 2002). Ignoring the biological context information, specifically the species in the prior example, can mislead the reader to draw incorrect conclusions.

Biological context is often not explicitly stated in the same clause that contains the biochemical event mention. Instead, the context is often established explicitly somewhere else in the text, such as the previous sentence or paragraph. In other words, there is a *long distance relation* between the event mention and its context. In these cases, the context is implicitly propagated through the discourse that leads up to that particular biochemical event mention, as illustrated in figure 1. Table 1 and figure 2 contain summary statistics about the sentence distances for the relations in the corpus used in this work. These statistics indicate that, while most of the inter-sentence relations are close to the event mention they are associated with, there is a long tail of biological context mentions that are further than five sentences away from the corresponding event mentions.

We frame the problem of associating event mentions with their biological context as an inter-sentence relation extraction task and propose a family of deep-learning architectures to identify context. The approach inspects an event mention, a candidate context mention, and the text between them to determine whether the candidate context mention *is context*

Transfection of the R-Ras siRNA effectively reduced the expression of endogenous R-Ras protein in **PC12 cells**. These results demonstrate that activation of endogenous R-Ras protein is essential for the ECM mediated cell migration and that regulation of R-Ras activity plays a key role in ECM mediated cell migration. **Sema4D and Plexin-B 1-Rnd1 inhibits PI3-K activity** through its R-Ras GAP activity.

Figure 1: Example of an inter-sentence relation annotated by a domain expert. The biological context, highlighted in blue, is established two sentences prior to the event mention, highlighted in pink.

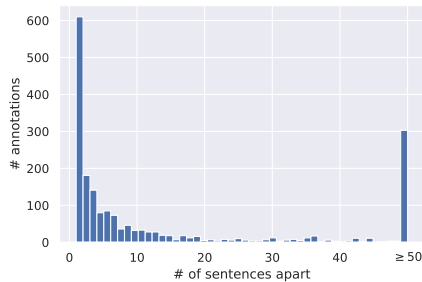


Figure 2: Distribution of inter-sentence distances of biological context annotations.

of the event mention. Our work makes the following contributions:

- Proposes a family of neural architectures that leverages large pre-trained language models for multi-sentence relation extraction.
- Extends a corpus of cancer-related open access papers with biochemical event extractions annotated with biological context. Unlike the original corpus, this extended data set includes the full text of each article, tokenized and aligned to its annotations.
- Analyzes multiple methods to aggregate different pieces of evidence that correspond to the same input event and context, and assesses the overall performance and reliability of the networks under these different aggregation schemes.

Related Work

The problem of *relation extraction* (RE) has received extensive attention (Banko et al. 2007; Bach and Badaskar 2007), including within the biomedical domain (Quan, Wang, and Ren 2014; Fundel, Küffner, and Zimmer 2007), with recent promising results incorporating distant supervision (Poon, Toutanova, and Quirk 2015). However, most of the work focuses on identifying relations among entities within the same sentence. In the biological context association problem, the entities are potentially located in different sentences, making the context association task an instance of an *inter-sentence* relation extraction problem.

Previous work in inter-sentence relation extraction includes (Swampillai and Stevenson 2011), which combined within-sentence syntactic features with an introduced dependency link between the root nodes of parse trees from different sentences that contain a given pair of entities. (Sahu et al. 2019) proposes an inter-sentence relation extraction

model that builds a labeled edge graph convolutional neural network model on a document-level graph. There have also been efforts to create language relation resources to foster the development of inter-sentence relation extraction methods. (Yao et al. 2019) propose an open domain data set generated from Wikipedia to Wikidata. (Mandya et al. 2018) propose an inter-sentence relation extraction data set constructed using distance supervision. Modeling inter-sentence relation extraction using transformer architectures require processing potentially long sequences. Long input sequences are problematic because computing the self-attention matrix has quadratic runtime and space complexity relative to its length. This observation has motivated research efforts to generate efficient approximations of self-attention. (Beltagy, Peters, and Cohan 2020) proposes a sparse, drop-in replacement for the self-attention mechanism with linear complexity that relies on sliding windows and selects domain-dependent global attention tokens from the input sequence. (Wang et al. 2020) proposes a lower-rank approximation of the self-attention matrix to linearize the complexity. (Tay et al. 2021) omits the pair-wise dependencies between the input tokens and then factorizes the attention matrix to reduce its rank. Other approaches (Choromanski et al. 2021) rely on kernel functions to compute approximations with linear time and space complexity. (Chen 2021) takes this approach further by using relative position encodings, instead of absolute ones.

Prior work has specifically studied the contextualization of information extraction in the biomedical domain. (Gerner, Nenadic, and Bergman 2010) associates anatomical contextual containers with event mentions that appear in the same sentence via a set of rules that considers lexical patterns in the case of ambiguity and falls back to token distance if no pattern is matched. (Sarafraz 2012) elaborates on the same idea by incorporating dependency trees into the rules instead of lexical patterns, as well as introducing a method to detect negations and speculative statements.

(Noriega-Atala et al. 2020) previously studied the task of context association for the biomedical domain and framed it as a problem of inter-sentence relation extraction. This work presents set of linguistic and lexical features that describe the neighborhood of the participant entities and proposes an aggregation mechanism that results in improved context association.

Previous work relied upon feature engineering to encode the participants and their potential interactions. State-of-the-art NLP research leverages large language models to exploit transfer learning. Models such as (Devlin et al. 2019), and similar transformer based architectures (Vaswani et al. 2017) better capture the semantics of text based on its surrounding context with unsupervised pre-training over extremely large

- (a) Phospholipase C delta-4 overexpression upregulates `<EVT>` ErbB1/2 expression `</EVT>`, Erk signaling pathway, and proliferation in `<CON>` MCF-7 `</CON>` cells.
- (b) Phospholipase C delta-4 overexpression upregulates `<EVT>` ErbB1/2 expression `</EVT>`, Erk signaling pathway, ... have linked the upregulation of `[EVENT]` with rapid proliferation in certain `[CONTEXT]` ... `<CON>` MCF-7 `</CON>` cells.
- (c) ... `<CON>` macrophages `</CON>`, and `[CONTEXT]`, where it is a trimeric complex consisting of one alpha-chain ... `[SEP]` ... FcRbeta also acts as a chaperone that increases `<EVT>` FcepsilonRI expression `</EVT>`.

Figure 3: Example input text spans. (a) Single-sentence segment with markers; (b) multi-sentence segment with markers and masked secondary event and context mentions; and (c) truncated long multi-sentence segment.

corpora. Specialized models, such as (Liu et al. 2019; Lee et al. 2019; Alsentzer et al. 2019) refine language models by continuing pre-training with in-domain corpora.

To the best of our knowledge, the work presented here is the first to propose and analyze deep-learning aggregation and ensemble architectures for many-to-one, long-distance relation extraction.

Neural Architectures for Context Association

We propose a family of neural architectures designed to determine whether a candidate *context class* is relevant to a given biochemical event mention. A biochemical event mention (*event mention* for short) describes the interaction between proteins, genes, and other gene products through biochemical reactions such as regulation, inhibition, phosphorylation, etc. In particular, we focus on the 12 interactions detected by REACH (Valenzuela-Escárcega et al. 2018). A biological container context mention (*context mention* for short) represents an instance from any of the following biological container types: species (e.g., human, mice), organ (e.g., liver, lung), tissue type (e.g., endothelium, muscle tissue), cell type (e.g., macrophages, neurons), or cell line (e.g., HeLa, MCF-7).

In this work, we use an existing information extraction system (Valenzuela-Escarcega et al. 2018) to detect and extract event mentions and candidate context mentions. Candidate context mentions are grounded to ontology concepts with unique identifiers to accommodate different spellings and synonyms that refer to the same biological container type. The specific ontology depends on the type of entity: UniProt¹ for proteins, PubChem² for chemical entities, etc.

Importantly, a context biological container type is likely mentioned multiple times in the document. Approximately half of the context container types in the context-event relation corpus are detected two or more times, as illustrated in figure 5. Every candidate context mention that refers to the same container type is paired with the relevant event mention to generate a text segment for each pair. Each segment is represented as the concatenation of the sentences that include the event mention, one mention of the candidate context container type, and all the sentences in between. These text segments are used as input to the network to make predictions. If an article contains n_i context mentions of container type i , then for each event mention the network will take up to n_i input text segments to determine if type i is

a context of the event. The task of the network is to learn whether context type i is a context of the specific event mention by looking at a subset of the n_i inputs. An article with j context types and m event mentions will see a total of $j \times m$ classification problems and a total of $\sum_i^j n_i \times m$ input text segments. Figure 4 shows a block diagram of the family of architectures.

Each input segment is preprocessed as follows. The boundaries of the relevant event and candidate context mentions are marked with the special tokens: `<EVT>` . . . `</EVT>` for the event mention and `<CTX>` . . . `</CTX>` for the context mention. Other event or context mentions present in the segment are masked with special `[EVENT]` or `[CONTEXT]` tokens, respectively, to avoid confusing the classifier with other event mentions that aren't the focus of the current prediction. Figure 3 shows example text spans where the event and context mentions are surrounded by their boundary tokens. Next, each preprocessed text segment is tokenized using the tokenizer specific to the pre-trained transformer used as the encoder. If a tokenized sequence exceeds the maximum length allowed by the transformer, it is truncated before the encoding step by selecting the prefix of the sequence up to half the length, the suffix up to half the length minus one token, and inserting a special `<SEP>` token between them. Any truncated input segment is guaranteed to retain both mentions and their local lexical context. Figure 3 shows an example of a segment truncated using this procedure. After tokenization, the segments are encoded using BioMed RoBERTa-base (Gururangan et al. 2020)³, based on (Liu et al. 2019).

The output hidden states of the `<EVT>` and `<CON>` tokens are averaged to create a *classification embedding*.

Each classification task emits a single binary prediction, but has up to n_i classification embeddings to account for the multiple (potential) context mentions that originate from the previously discussed process. To generate a single prediction, the network must combine the information carried forward by the classification embeddings. We propose two general approaches to combine the classification embeddings and generate the final prediction by combining the information *before* classification and *after* classification, respectively:

- *Aggregation*: Classification embeddings are combined together using an aggregation function. The aggregated

¹<https://www.uniprot.org/>

²<https://pubchem.ncbi.nlm.nih.gov/>

³We used the available public checkpoint for both the BPE and BioMed RoBERTa models from https://huggingface.co/allenai/biomed_roberta_base

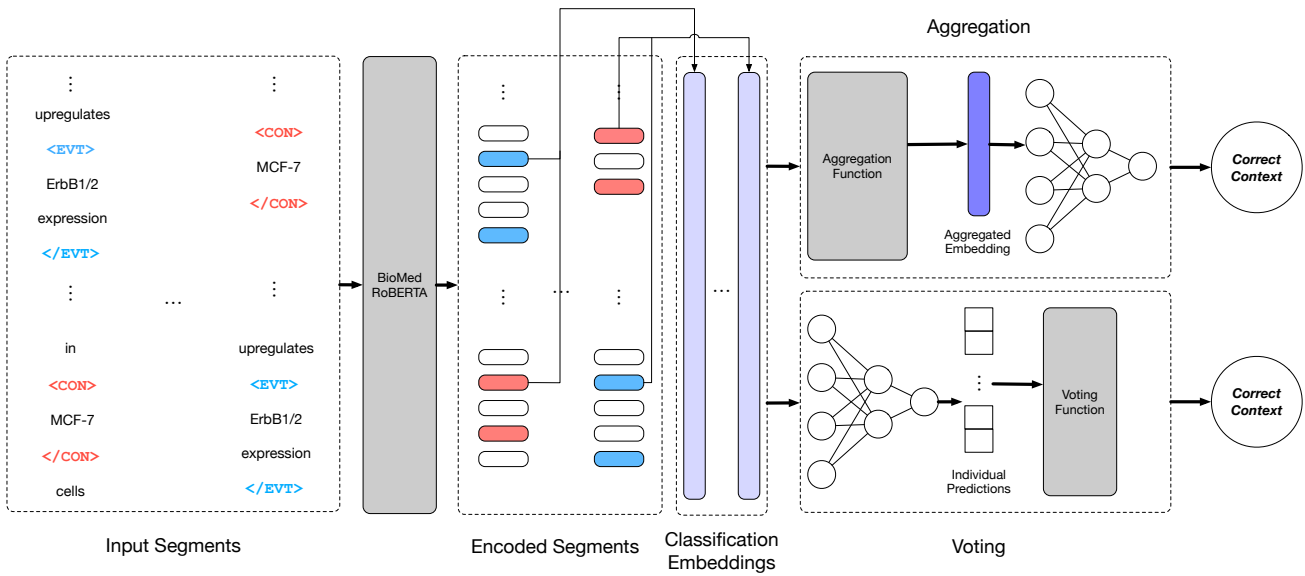


Figure 4: Context association neural architecture. The left-most box represents the input text segments after pre-processing. The blocks inside the encoded segments box represent BioMed RoBERTa’s hidden states for the input segments. The classification embeddings box contains averages of the hidden states corresponding to the <EVT> and <CON> tokens of each input segment. Depending on the choice of architecture, classification embeddings either flow through (a) the aggregation block, which combines them to then generate the final classification; or (b) the voting block, where each embedding is classified, then the final result is generated through a voting function.

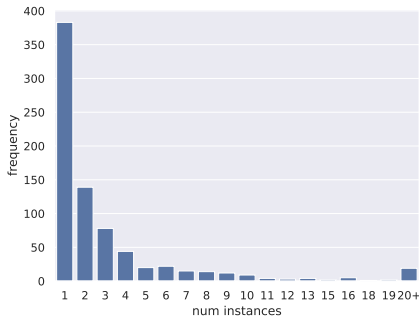


Figure 5: Distribution of the number of context class detections per article (n_i).

embedding is then passed through a multi-layer perceptron (MLP) to emit a binary classification.

- **Voting**: Each classification embedding is passed individually through the MLP, which emits a local decision based only on the individual input text segment. The individual decisions are combined using a voting function to emit the final classification.

Intuitively, aggregation functions consider multiple information points to make an informed decision based on the “bigger picture” presented by the article. Voting functions, on the other hand, make isolated decisions solely based on information local to each input text segment, then use those individual predictions to vote for the final classification, akin

to an ensemble approach.

There are multiple ways to implement aggregation and voting functions. We propose four implementations of each kind, each following a intuitive principle.

Aggregation Functions *Nearest Context Mention*: Following the intuition that textual proximity should be a strong indicator of association, this approach selects the context mention of the relevant context type that is closest to the event mention. The closest context mention can appear either before or after event mention. In this setting, all other context mentions are ignored. The approach results in only one, unaltered classification embedding. It is equivalent to the case where only one mention of the relevant context type appears in a document ($n_i = 1$).

Average Context Embedding: Conversely, all mentions of the candidate context type can bear a degree of responsibility to determine whether it is context of the event mention. Without making a statement about the importance of each context mention, we consider the text segments of the k nearest context mentions of the relevant context type, to either side. The upper bound is enforced for efficiency and is left as a hyper parameter. If there are less than k context mentions, all the text segments are considered. The segments are encoded, then the resulting classification embeddings are averaged.

Inverse Distance aggregation: It can be argued that the influence of each context mention in the final decision decreases when it is farther apart from the event mention. We propose this aggregation approach, where instead of averaging the k nearest classification embeddings, they are com-

	Documents	Event mentions	Context mentions	Annotations
Validation	6	685	713	1,192
Cross validation	20	1,169	1,926	1,543
Total	26	1,854	2,639	2,735
<i>Cross-validation split</i>				
Training	3	975.83 (58.32)	1,654.83 (52.83)	1,288.33 (95.89)
Testing	17	193.16 (58.32)	271.16 (52.83)	254.66 (95.89)

Table 2: Statistics of the context association dataset. The upper part shows statistics from the overall dataset, both in total and split by the two partitions: (a) validation set, and (b) partition used for the formal cross-validation experiments. The lower part shows the average and standard deviations used for train/test for the different folds in cross-validation.

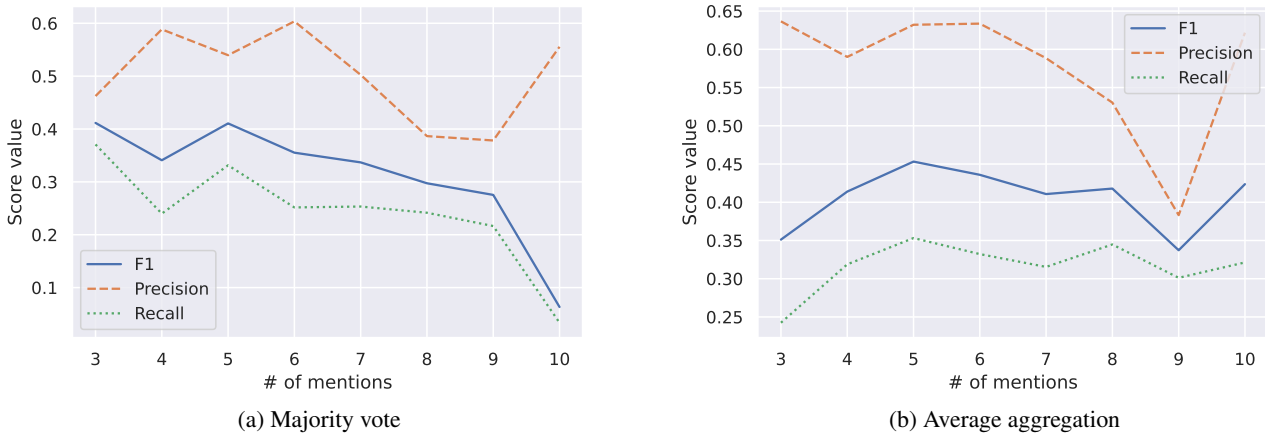


Figure 6: Precision/recall/F1 scores of the relation classifier as the number of context mention considered for each individual relation classification is varied.

bined as a weighted sum, where each classification embedding’s weight is defined as $w_i = d_i^{-1} / \sum_j^k d_j^{-1}$, the normalized inverse sentence distance between the event mention and the context mention. The resulting aggregated embedding still carries information from the nearest k context mentions, but their contributions diminish inversely proportionally to their distance from the event mention.

Parameterized aggregation: Instead of relying upon a heuristic approach to calculate the weights that determine the contributions of each classification embedding, we let the network learn the interactions between them using an attention mechanism. The parameterized aggregation approach concatenates k nearest classification embeddings and uses a MLP to reduce the concatenated embeddings to a new vector with the same number of components as an individual classification embedding. The MLP works as map that combines the original k classification embeddings whose parameters are learned during training. If the number of input text segments is $< k$, the concatenated classification embeddings are padded with zeros before being mapped to the new vector space.

Voting Functions *One hit:* This voting approach requires the minimum amount of evidence to trigger a positive classi-

fication. The context type is classified as is context of the event mention if *at least one* classification embedding is classified as positive. Intuitively, this voting function favors recall.

Majority vote: Conversely, it can be argued that there should be consensus in the vote. The majority vote function triggers a positive classification if at least half of the classification embeddings are classified as positive. In contrast to *one hit*, this voting function favors precision.

Post-inverse distance vote: Analogous to the inverse distance aggregation approach, this approach takes the vote of each classification embedding as weighted by the normalized inverse sentence distance: $w_i = d_i^{-1} / \sum_j^k d_j^{-1}$. The final classification is emitted in favor of the class with the highest weight. As opposed to the inverse distance aggregation approach, the combination happens *after* passing the embeddings through the MLP.

Confidence vote: We can weight each vote proportionally to the confidence of the classifier. In this approach, the vote of each individual classification is weighted by the classifier’s confidence. The weights are given by the normalized logits of the vote of each classification embedding: $w_i = l_i / \sum_j^k l_j$.

Full-Text Context-Event Relation Corpus

We used a corpus of biochemical events annotated with biological context to test the neural architectures for context assignment. Our version of the corpus is an extension of the corpus published by (Noriega-Atala et al. 2020).

The corpus consists of automated extractions of 26 open-access articles from the PubMed Central repository, all related to the domain of cancer biology. The first type of extractions are *events mentions*. An event mention is a relation between one or more entities participating in a biochemical reaction or its regulation. These mentions can be phosphorylation, ubiquitination, expression, etc. The second type of extractions are *candidate context mentions*. These consist of named entity extractions of different biological container types: species, tissue types and cell lines.

Each event extracted was annotated by up to three biologists who assigned the event’s relevant biological context from a pool of candidate context extractions available in the paper. Context annotations are not exclusive, meaning that every event mention can be annotated with one or more context classes. The result is a set of annotated events, where each event can have zero or more biological context associations, and there is at least one explicit mention for each biological context in the same article. The specifics of the automated event extraction procedure, annotation tool, annotations protocols and inter-annotator agreements are thoroughly detailed in (Noriega-Atala et al. 2020). Table 2 contains summary statistics of the data set’s documents.

The original corpus release lacked the full text of the articles. Our proposed methodology requires the raw text to be used as input to the neural architectures. Our contribution here is an extension this corpus, where we identified, processed and tokenized the full text of the articles using the same information extraction tool (Valenzuela-Escárcega et al. 2018) used by the authors of the original corpus in such way that the tokens align correctly with the annotations and extractions published previously. The full-text context-event relation corpus, along with the code for the experiments presented in this document, is publicly available for reproducibility and further research.⁴

Experiments and Results

In this section, we evaluate all proposed variants of the context association architecture and discuss the results.

Automatic Negative Examples

The context-event relation corpus only contains positive context annotations of event mentions. We automatically generate negative examples for event mentions in each document by enumerating the cartesian product of all event and context mentions followed by subtracting the annotated pairs. One consequence of generating negative examples using this exhaustive strategy is that it results in most of the event/context pairs being negative examples, with 60,367 (95.68%) negative pairs and 2,703 (4.32%) positive pairs. This results in a severe class imbalance, which makes the classification task harder.

⁴<https://clulab.github.io/neuralbiocontext/>

Method	Precision	Recall	F1
Majority (3 votes)	0.580*	0.498	0.536*
Parameterized agg.	0.537*	0.494	0.514*
One-hit	0.409	0.668*	0.507
Post inv. distance	0.571*	0.446	0.501
Nearest mention	0.541*	0.464	0.499
Average (5 segs)	0.527	0.469	0.497
Inverse distance	0.544*	0.454	0.495
Confidence vote	0.394	0.443	0.417
<i>Baselines</i>			
Random forest	0.439	0.541	0.485
Logistic regression	0.361	0.699	0.476
Heuristic	0.421	0.548	0.476
Decision tree	0.311	0.389	0.345

Table 3: Cross-validation results for the *is context of* class. * denotes statistically significant improvement w.r.t. the random forest classifier.

Results and Discussion

We use a cross validation evaluation framework similar to the evaluation methodology used by (Noriega-Atala et al. 2020). Each fold contains all of the event-context pairs that belong to three different articles. However, we held out six papers as a development set. During cross validation, one fold is used for testing and training is performed using the remaining $k-1$ folds plus the data from the development set. This way, we take advantage of more training data and avoid leaking the information from development into testing.

To better understand the impact of considering multiple context mentions at the time of aggregation or voting, we tuned this hyper parameter on the development set. Figure 6 shows the effect of increasing the number of context mentions used for relation classification. The number of context mentions considered ranged from three to ten. Both architectures reach a peak F1 score between 3 to 5 context mentions. Performance quickly decays almost asymptotically, as the number of considered context mentions increases. This observation suggests that increasing the number of input text segments derived from context mentions that are further apart from the event introduces too much noise into the decision process.

After the above tuning, we ran cross-validation experiments for all aggregation and voting methods. Based on the tuning results, we used the closest five mentions of each context class for the average aggregation architecture, and the closest three for all of the other architectures. Table 3 summarizes the cross validation performance scores for all the architecture variants. The precision, recall, and F1 scores reported are computed just for the positive class (i.e., *is context of*) to avoid artificially inflating the scores with the dominating negative class.

The top performing architecture is the majority vote. It achieves an F1 score slightly above 0.53. The majority vote architecture trades off recall for precision. The reason for this is that the architecture needs to see at least half of the individual input segments classified as positive in order to

Distance	Precision	Recall	F1	Support
0	0.796	0.818	0.807	573
1	0.490	0.450	0.469	262
2	0.398	0.336	0.364	146
3	0.531	0.402	0.457	107
4	0.569	0.393	0.465	84
5+	0.214	0.131	0.163	351

Table 4: Cross-validation scores for the positive class of the Majority (3 votes) architecture stratified by sentence distance to the closet context mention of the same class.

make that prediction. As a result, a positive classification using this architecture comes with a relatively high confidence. As expected, the one-hit architecture achieves the opposite: it trades precision for recall. One-hit only needs to see one individual positive classification in order to emit a positive final classification. As a result, one-hit attains the highest recall within the neural architectures but is more prone to false positives.

We include several baseline algorithms to compare the performance of the neural architectures. The first baseline is a “heuristic” method that associates all the context types within a constant number of sentences to an event mention. We also include our implementation of three classifiers using the feature engineering method of (Noriega-Atala et al. 2020). The top three performing neural architectures have statistically significantly higher F1 score than the random forest classifier, which is the strongest baseline algorithm.

Note that the methods proposed by (Noriega-Atala et al. 2020) that are included in the table *aggregate multiple feature vectors* from the different context mentions into a new feature vector composed of multiple statistics from the original feature space. Examples of these feature aggregations include the minimum, maximum and average values of the distribution of sentence distances, the frequency of the context type, and the proportion of times the context mention is part of a noun phrase. Their aggregation approach is analogous to the one presented here (although here we operate in embedding space), which is why the comparison between these two approaches is fair.

Table 4 lists the classification scores of the top performing method, stratifying the data by the sentence distance to the closest context mention of the relevant class. Performance, along with the frequency of such instances, quickly degrades as the distance between event and context mention increases.

Conclusions

We propose a family of neural architectures to detect biological context of biochemical events. We approach the problem as an *inter-sentence* relation extraction that uses multiple pieces of document-level evidence to classify whether a specific context label is the correct context type of an event extraction.

We provide an analysis of different methods to combine evidence to generate a final decision. The approaches work either before classification, by aggregating embeddings in

order to emit a decision, or after classification, creating ensembles that vote for multiple individual decisions.

Using an expert-annotated corpus that associates biochemical events with relevant biological context, our results show that in spite of the severe class imbalance, several the neural architectures are competitive and achieve higher classification performance than a deterministic heuristic and other machine learning approaches.

The neural architectures particularly favor precision, which makes them more appealing for applications where higher precision is desirable.

Inter-sentence relation extraction continues to be a challenge. An ablation study of the degree of aggregation of evidence shows how considering mentions that are further apart from the event degrades performance. An error analysis by sentence distance shows how the difficulty of inter-sentence relation extraction correlates with the distance between the participants. The result of these analyses suggest that understanding how to filter out noisy event-context mention pairs and how to better weight the contribution of long-spanning mention pairs are important directions for future research.

References

- Alsentzer, E.; Murphy, J.; Boag, W.; Weng, W.-H.; Jindi, D.; Naumann, T.; and McDermott, M. 2019. Publicly Available Clinical BERT Embeddings. In *Proceedings of the 2nd Clinical Natural Language Processing Workshop*, 72–78. Minneapolis, Minnesota, USA: Association for Computational Linguistics.
- Bach, N.; and Badaskar, S. 2007. A review of relation extraction. *Literature review for Language and Statistics II*.
- Banko, M.; Cafarella, M. J.; Soderland, S.; Broadhead, M.; and Etzioni, O. 2007. Open information extraction from the web. In *Proceedings of the Twentieth International Joint Conference on Artificial Intelligence*, 2670–2676.
- Beltagy, I.; Peters, M. E.; and Cohan, A. 2020. Longformer: The Long-Document Transformer. *arXiv:2004.05150*.
- Björne, J.; and Salakoski, T. 2011. Generalizing biomedical event extraction. In *Proceedings of BioNLP Shared Task 2011 Workshop*, 183–191.
- Björne, J.; and Salakoski, T. 2018. Biomedical Event Extraction Using Convolutional Neural Networks and Dependency Parsing. In *BioNLP*.
- Chen, P. 2021. PermuteFormer: Efficient Relative Position Encoding for Long Sequences. In *EMNLP*.
- Choromanski, K. M.; Likhoshesterov, V.; Dohan, D.; Song, X.; Gane, A.; Sarlos, T.; Hawkins, P.; Davis, J. Q.; Mohiuddin, A.; Kaiser, L.; Belanger, D. B.; Colwell, L. J.; and Weller, A. 2021. Rethinking Attention with Performers. In *International Conference on Learning Representations*.
- Cohen, P. R. 2015. DARPA’s Big Mechanism program. 12(4): 045008.
- Devlin, J.; Chang, M.-W.; Lee, K.; and Toutanova, K. 2019. BERT: Pre-training of Deep Bidirectional Transformers for Language Understanding. In *Proceedings of the 2019 Conference of the North American Chapter of the Association*

- for *Computational Linguistics: Human Language Technologies, Volume 1 (Long and Short Papers)*, 4171–4186. Minneapolis, Minnesota: Association for Computational Linguistics.
- Fundel, K.; Küffner, R.; and Zimmer, R. 2007. RelEx – Relation extraction using dependency parse trees. *Bioinformatics*, 23(3): 365–371.
- Gerner, M.; Nenadic, G.; and Bergman, C. M. 2010. An exploration of mining gene expression mentions and their anatomical locations from biomedical text. In *Proceedings of the 2010 Workshop on Biomedical Natural Language Processing*, 72–80. Association for Computational Linguistics.
- Gururangan, S.; Marasović, A.; Swayamdipta, S.; Lo, K.; Beltagy, I.; Downey, D.; and Smith, N. A. 2020. Don’t Stop Pretraining: Adapt Language Models to Domains and Tasks. In *Proceedings of ACL*.
- Hamad, N. M.; Elconin, J. H.; Karnoub, A. E.; Bai, W.; Rich, J. N.; Abraham, R. T.; Der, C. J.; and Counter, C. M. 2002. Distinct requirements for Ras oncogenesis in human versus mouse cells. *Genes & development*, 16(16): 2045–2057.
- Hirschman, L.; Yeh, A.; Blaschke, C.; and Valencia, A. 2005. Overview of BioCreAtIvE: critical assessment of information extraction for biology. *BMC Bioinformatics*, 6(1): S1.
- Kilicoglu, H.; and Bergler, S. 2011. Adapting a general semantic interpretation approach to biological event extraction. In *Proceedings of BioNLP Shared Task 2011 Workshop*, 173–182.
- Lee, J.; Yoon, W.; Kim, S.; Kim, D.; Kim, S.; So, C. H.; and Kang, J. 2019. BioBERT: a pre-trained biomedical language representation model for biomedical text mining. *Bioinformatics*, 36(4): 1234–1240.
- Liu, Y.; Ott, M.; Goyal, N.; Du, J.; Joshi, M.; Chen, D.; Levy, O.; Lewis, M.; Zettlemoyer, L.; and Stoyanov, V. 2019. RoBERTa: A Robustly Optimized BERT Pretraining Approach. *ArXiv*, abs/1907.11692.
- Mandya, A.; Bollegala, D.; Coenen, F.; and Atkinson, K. 2018. A Dataset for Inter-Sentence Relation Extraction using Distant Supervision. In *Proceedings of the Eleventh International Conference on Language Resources and Evaluation (LREC 2018)*. Miyazaki, Japan: European Language Resources Association (ELRA).
- Noriega-Atala, E.; Hein, P. D.; Thumsi, S. S.; Wong, Z.; Wang, X.; Hendryx, S. M.; and Morrison, C. T. 2020. Extracting Inter-Sentence Relations for Associating Biological Context with Events in Biomedical Texts. *IEEE/ACM Transactions on Computational Biology and Bioinformatics*, 17(6): 1895–1906.
- Poon, H.; Toutanova, K.; and Quirk, C. 2015. Distant supervision for cancer pathway extraction from text. In *Pacific Symposium for Biocomputing*.
- Quan, C.; Wang, M.; and Ren, F. 2014. An unsupervised text mining method for relation extraction from biomedical literature. *PLOS One*.
- Quirk, C.; Choudhury, P.; Gamon, M.; and Vanderwende, L. 2011. Msr-nlp entry in bionlp shared task 2011. In *Proceedings of BioNLP Shared Task 2011 Workshop*, 155–163.
- Rao, S.; Marcu, D.; Knight, K.; and Daumé, H. 2017. Biomedical Event Extraction using Abstract Meaning Representation. In *BioNLP 2017*, 126–135.
- Riedel, S.; McClosky, D.; Surdeanu, M.; McCallum, A.; and Manning, C. D. 2011. Model combination for event extraction in BioNLP 2011. In *Proceedings of BioNLP Shared Task 2011 Workshop*, 51–55.
- Sahu, S. K.; Christopoulou, F.; Miwa, M.; and Ananiadou, S. 2019. Inter-sentence Relation Extraction with Document-level Graph Convolutional Neural Network. In *Proceedings of the 57th Annual Meeting of the Association for Computational Linguistics*, 4309–4316. Florence, Italy: Association for Computational Linguistics.
- Sarafraz, F. 2012. *Finding conflicting statements in the biomedical literature*. Ph.D. thesis, University of Manchester.
- Swampillai, K.; and Stevenson, M. 2011. Extracting Relations Within and Across Sentences. In *Proceedings of Recent Advances in Natural Language Processing*.
- Tay, Y.; Bahri, D.; Metzler, D.; Juan, D.-C.; Zhao, Z.; and Zheng, C. 2021. Synthesizer: Rethinking Self-Attention in Transformer Models. *arXiv:2005.00743*.
- Trieu, H.-L.; Tran, T. T.; Duong, K. N. A.; Nguyen, A.; Miwa, M.; and Ananiadou, S. 2020. DeepEventMine: end-to-end neural nested event extraction from biomedical texts. *Bioinformatics*, 36(19): 4910–4917.
- Valenzuela-Escarcega, M. A.; Babur, O.; Hahn-Powel, G.; Bell, D.; Hicks, T.; Noriega-Atala, E.; Wang, X.; Surdeanu, M.; Demir, E.; and Morrison, C. T. 2018. Large-scale Automated Machine Reading Discovers New Cancer Driving Mechanisms. *Database: The Journal of Biological Databases and Curation*.
- Valenzuela-Escárcega, M. A.; Babur, Ö.; Hahn-Powell, G.; Bell, D.; Hicks, T.; Noriega-Atala, E.; Wang, X.; Surdeanu, M.; Demir, E.; and Morrison, C. T. 2017. Large-scale Automated Reading with Reach Discovers New Cancer Driving Mechanisms. In *Proceedings of the BioCreative VI Workshop (BioCreative6)*.
- Valenzuela-Escárcega, M. A.; Hahn-Powell, G.; Bell, D.; Hicks, T.; Noriega, E.; Surdeanu, M.; and Morrison, C. T. 2018. REACH. <https://github.com/clulab/reach>.
- Vaswani, A.; Shazeer, N.; Parmar, N.; Uszkoreit, J.; Jones, L.; Gomez, A. N.; Kaiser, Ł.; and Polosukhin, I. 2017. Attention is all you need. In *Advances in neural information processing systems*, 5998–6008.
- Wang, S.; Li, B. Z.; Khabsa, M.; Fang, H.; and Ma, H. 2020. Linformer: Self-attention with linear complexity. *arXiv preprint arXiv:2006.04768*.
- Yao, Y.; Ye, D.; Li, P.; Han, X.; Lin, Y.; Liu, Z.; Liu, Z.; Huang, L.; Zhou, J.; and Sun, M. 2019. DocRED: A Large-Scale Document-Level Relation Extraction Dataset. In *Proceedings of the 57th Annual Meeting of the Association for Computational Linguistics*, 764–777. Florence, Italy: Association for Computational Linguistics.
- Zhou, D.; Zhong, D.; and He, Y. 2014. Biomedical Relation Extraction: From Binary to Complex. *Computational and Mathematical Methods in Medicine*, 2014: 1–18.