

Efficient Hierarchical Domain Adaptation for Pretrained Language Models

Alexandra Chronopoulou^{1,2}, Matthew E. Peters¹, Jesse Dodge¹

¹Allen Institute for Artificial Intelligence, Seattle, WA

²Center for Information and Language Processing, LMU Munich, Germany

achron@cis.lmu.de

{matthewp, jessed}@allenai.org

Abstract

Generative language models are trained on diverse, general domain corpora. However, this limits their applicability to narrower domains, and prior work has shown that continued in-domain training can provide further gains. In this paper, we introduce a method to scale domain adaptation to many diverse domains using a computationally efficient adapter approach. Our method is based on the observation that textual domains are partially overlapping, and we represent domains as a hierarchical tree structure where each node in the tree is associated with a set of adapter weights. When combined with a frozen pretrained language model, this approach enables parameter sharing among related domains, while avoiding negative interference between unrelated ones. It is efficient and computational cost scales as $O(\log(D))$ for D domains. Experimental results with GPT-2 and a large fraction of the 100 most represented websites in C4 show across-the-board improvements in-domain. We additionally provide an inference time algorithm for a held-out domain and show that averaging over multiple paths through the tree enables further gains in generalization, while adding only a marginal cost to inference.

1 Introduction

Pretrained language models (Peters et al., 2018; Devlin et al., 2019; Liu et al., 2019; Radford et al., 2019), trained on massive general-domain corpora, have enabled great progress in many natural language processing (NLP) benchmarks (Wang et al., 2018). Nonetheless, continuing pretraining a language model on a narrower domain (Han and Eisenstein, 2019; Lee et al., 2019; Gururangan et al., 2021) is beneficial, although computationally expensive (Maronikolakis and Schütze, 2021), which indicates that domain-relevant data is important for downstream tasks.

Prior work typically makes the assumption that individual domains are distinct, and models them

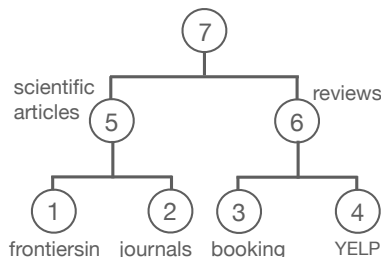


Figure 1: A hierarchical structure of domains.

accordingly. For example, Domain-Adaptive Pre-training (DAPT; Gururangan et al., 2020), fine-tunes one model for each textual domain. This is related to data selection (Moore and Lewis, 2010; Axelrod et al., 2011; Plank and van Noord, 2011), which aims to select the best matching data for a new domain. This process is computationally expensive and does not scale to a large number of domains. Moreover, this approach does not allow parameter sharing among related domains, as each textual domain is modeled with a separate set of parameters. At the other extreme, training one model on all domains as is common during unsupervised pre-training does not account for their similarities and differences and might hinder the model’s generalization ability due to negative interference.

As an alternative, we start with the observation that the term “domain” is often vaguely defined, but it typically denotes a distribution over language characterizing a given topic or genre, and that domains are partially overlapping. For example, a sentiment model processing hotel reviews could be expected to benefit by also including data from restaurant reviews, which might in turn benefit from cooking recipes, but combining hotel reviews and recipes may be detrimental.

To overcome this problem, we propose a data-driven approach to modeling domains that automatically clusters domains into a hierarchical tree using language model representations (Aharoni and Goldberg, 2020). We then introduce an ef-

efficient adapter based method that allows parameter sharing among related domains, while avoiding negative interference among unrelated ones. Adapters (Rebuffi et al., 2017; Houlsby et al., 2019) are lightweight layers, usually added after each transformer (Vaswani et al., 2017) layer that are trained on each domain, while the pre-trained language model remains unchanged. In our case, each node in the tree is associated with a separate set of adapter weights that are only activated for a particular domain. For example, in Figure 1 training data from BOOKING.COM will activate parameters in nodes 3, 6, and 7, and enable parameter sharing with the highly related YELP.COM through nodes 6 and 7. In this way, the parameters at the leaves can specialize to each individual domain, while allowing nodes higher up in the tree to learn more general information across several related domains.

We verify the efficacy of our approach in two settings. We begin by manually defining a tree structure, using websites¹ as the leaves. In this small setting, we empirically verify that our method outperforms prior work including DAPT (Gururangan et al., 2020) and multi-domain pre-training when using adapters with GPT-2 (Radford et al., 2019) when tested in-domain. We further show that our method generalizes better to held-out websites than the baselines.

We then scale our model to a larger setting across almost 100 websites. We induce the hierarchical structure in an unsupervised way using representations from GPT-2 with a Gaussian Mixture Model (GMM) and hierarchical clustering, similar to Das Gupta et al. (2015). In this way, the clusters model textual domains using a soft assignment, and the GMM provides a mechanism to automatically find the closest training websites to any held-out domain. Our empirical results show across-the-board improvements over strong baselines when evaluated in-domain, using websites in the training corpus. We also show that an efficient inference time algorithm that averages over multiple paths through the tree improves generalization when tested on held-out websites.

¹To avoid ambiguity, we refer to text originating from a single internet domain such as GITHUB.COM as a *website*, to distinguish from a *domain* of related text.

2 A Hierarchical Representation of Domains

In this section, we first present the intuition for a hierarchical ordering of domains. We then describe how we add a hierarchical structure to an already trained language model and present the training process. Additionally, we show how a path in the tree is selected to evaluate the in-domain and out-of-domain sets. We finally discuss the computational cost of our approach compared to the baselines and our experimental setup.

2.1 Domain

While there is no commonly-accepted definition of a domain in text (Plank, 2016), we use the provenance of a textual corpus as a reasonable proxy. For the scope of this paper we treat the data that appears in a single website as coming from the same textual *domain*. Although this is a noisy approximation, it allows us to obtain a very large number of domains using C4 (Raffel et al., 2020), an available web-scale corpus.

2.2 Hierarchical Structure

Domains generally overlap with each other and have different degrees of granularity. A model that encodes them should capture *domain-specific* but also *general-domain* information. To this end, we propose representing domains as a tree. An example of a tree structure is shown in Figure 1. Specific domains are encoded in the leaf nodes (such as FRONTIERSIN.ORG, JOURNALS.PLOS.ORG), while more general-domain knowledge is encoded in the upper nodes (the domain of SCIENTIFIC ARTICLES). If a domain (leaf node) is low-resource, but is similar to a high-resource domain, it could benefit from the representation of a related node. In the example of Figure 1, if FRONTIERSIN.ORG is low-resource, it can leverage information from node 5, that has been trained on related data (from both JOURNALS.PLOS.ORG and FRONTIERSIN.ORG). This way, the representation of the model for this specific domain would improve.

2.3 Model Architecture

Adapter layer. Adapters are typically added to a pretrained model in each transformer layer. An adapter module uses as input the output of the previous layer.

Formally: Let h_i be the output of the i -th layer, of dimension m . We first apply a layer-

normalization (Ba et al., 2016), followed by a down-projection $\mathbf{W}^D \in R^{m \times d}$, a ReLU activation and an up-projection $\mathbf{W}^U \in R^{d \times m}$, where d is the bottleneck dimension of the adapter module and the only tunable parameter. The up-projection is finally combined with a residual connection (He et al., 2016) with z_i :

$$\text{Adapter}_i(h_i) = \mathbf{W}^U \text{ReLU}(\mathbf{W}^D \text{LN}(h_i)) + h_i \quad (1)$$

Hierarchical Adapters. Assuming a training corpus with data from n domains, we consider the setting where we have a pretrained model M . We want to use M to adapt to n new domains. To adapt efficiently, we use adapter modules, as they combine the benefits of fine-tuning with the modularity of feature-based transfer. The nodes of the tree are the trainable parameters added to the pretrained model. We represent each node with an adapter layer. The pretrained model M is not updated.

We note that while Houlsby et al. (2019) insert adapters but re-train the layer normalization parameters of the pretrained model and Bapna and Firat (2019) introduce new layer normalization parameters for every adapter, we introduce just one set of layer normalization parameters in each transformer layer and these parameters are *shared* between all the adapters of a transformer layer.

2.4 Training & Computational Cost

When our input consists of data from a particular domain, we only update the adapter layers of the path that leads to this domain.

As a concrete example, let us consider again the setup of Figure 1, where we have data from four domains, namely FRONTIERSIN.ORG, JOURNALS.PLOS.ORG, BOOKING.COM, and YELP.COM. During training, at the forward pass, suppose that a mini-batch from FRONTIERSIN.ORG is fed to the model. Nodes 1, 5 and 7 will be activated, as these nodes lead to the domain of interest.

The output h_i of the i -th transformer layer is given as input to adapter_i^1 (adapter^1 denotes the set of adapters -one for each transformer layer-corresponding to node 1). It is also the input of adapter_i^5 (parent) and adapter_i^7 (root). Their outputs y_i^1, y_i^5, y_i^7 are then averaged. The final representation y_i is passed as input to the next transformer layer.

Using this simple training process, we allow sharing between related domains. Upper nodes in

the tree are updated more often (e.g., node 5, which corresponds to the domain of SCIENTIFIC ARTICLES, is updated on mini-batches from domains 1 and 2). Parent nodes are thus better trained and encode more domain-general knowledge. More precisely, the root node of the hierarchical model in Figure 1 gets 22K updates. Each leaf node of the same model only gets 5.5K updates. Details are shown in Table 1.

In terms of computational cost, although our model adds a large number of trainable parameters (*total parameters*), only a small fraction of them is used for each forward pass (*active parameters*). At inference time, to evaluate performance on a domain using the tree of Figure 1, our approach with a single path uses 126M parameters (GPT-2 has 112M and the adapters of each path account for 14M additional parameters). When we average two paths, 23M parameters are added to GPT-2.

Kaplan et al. (2020) provided a detailed breakdown of compute cost for transformer language models. For a model with N non-embedding parameters, the approximate cost of a forward pass is $2N$ flops per token. Extending their calculations to our setting, for a model with L layers, model dimension d_{model} , and adapter bottleneck size d , a single adapter adds $4Ld_{\text{model}}d$ flops per forward pass over the cost of running the GPT-2 model. Our hierarchical method requires running T adapters per layer per forward pass, where T is the average tree depth. For the large scale setting in § 4 with $L = 12$, $d_{\text{model}} = 768$, $d = 64$, $N = 84\text{M}$, $T = 8$, this gives an increase of approximately 11% flops over the unadapted GPT-2 model.

When running inference for two paths through the tree (§ 4.5), a naive implementation requires twice the computational cost for the adapters. The cost of running the fixed GPT-2 model is unchanged, and the total additional cost of our method is approximately 22%.

2.5 In-domain/Out-of-domain Evaluation

At inference time, we need to define which path should be activated for a specific domain. When we perform in-domain evaluation, this is straightforward. We always activate the path through the tree that leads to the node that is assigned to this specific domain.

When we perform out-of-domain evaluation, we need to find the path that is a better fit to the held-out domain. We can also use multiple paths, as

	Small Setup	Large Setup	
Hierarchical	Adapter Size	256	64
	# Adapters	7	49
	Average path length	3	8
	Total parameters	33M	58M
	Active parameters	14M	9.5M
	Number of updates - root	22K	11K
	Number of updates - leaf	5.5K	400
Multi-domain	Adapter Size	768	512
	# Adapters	1	1
	Average path length	1	1
	Total parameters	14M	9.5M
	Active parameters	14M	9.5M
	Number of updates	22K	11K

Table 1: Parameters used by our approach (hierarchical) and the multi-domain adapters baseline. The *small setup* is explained in Section 3, while the *large setup* is explained in Section 4.

the computational cost introduced is very small. We will describe in detail how we perform out-of-domain evaluation in the following two Sections, which present a manually defined (§ 3) and an automatically created hierarchical structure (§ 4).

2.6 Experimental Setup

We use GPT-2 (12 transformer layers with 12 attention heads each; hidden dimension 768) as the pretrained model. This model has a vocabulary of 50,264 BPE tokens and 112M parameters. Our code is built with PyTorch (Paszke et al., 2017), using the HuggingFace transformer library (Wolf et al., 2020). We run all the experiments on NVIDIA A100 GPUs with 40GB of RAM. We split our corpora in sequences of 800 tokens. The models are trained with the Adam optimizer (Kingma and Ba, 2015) with an initial learning rate of $1e^{-3}$ and we accumulate gradients over 2 updates.

3 Hierarchical Domain Adaptation with a Manually Created Tree

In this section, we implement the model described in the prior section for a very limited number of domains, to comprehensively examine design choices and verify the performance in a restricted setting, before moving to a large scale setting in § 4.

3.1 Data

We manually select four websites to be represented by leaf nodes in our tree: two that contain scientific articles (FRONTIERSIN.ORG, JOURNALS.PLOS.ORG) and two that contain reviews (BOOKING.COM and YELP.COM). We use text from

the C4 corpus (Raffel et al., 2020), a web-scale corpus of English data; these four internet domains are four of the largest sources of text in the dataset. We use the publicly available version² of the corpus (Dodge et al., 2021). The sizes of the corpora used are presented in Appendix A.1.

3.2 Approach

We use the hierarchical structure shown in Figure 1, with the two leaf nodes representing scientific articles sharing a parent, the two leaf nodes representing reviews sharing a parent, and a single grandparent shared by the two parents. This tree structure was manually chosen using domain knowledge. We use a pretrained GPT-2 model as our base model, and add one set of adapters per node in the tree. We freeze the weights in the GPT-2 model and train the adapter weights on language modeling of the domains of interest. The training process is explained in detail in Subsection 2.4.

3.3 Experimental Setup

We add 7 adapters to GPT-2, one for each node in the tree. Each adapter has a bottleneck dimension d of 256. For a single training step, a single path through the tree is active, depending on which domain of text is represented in the current batch; when the text is from FRONTIERSIN.ORG, for example, the leaf node representing that domain is active, as are its parent and grandparent. Here, active nodes in the tree are used when computing the forward pass and updated when computing the backward pass (during training), while those that are not active are not used in the computation.

We evaluate two baselines: a multi-domain adapter which is trained on all the in-domain data, and a set of single adapters. Each of the single adapters is trained only on a single domain. The multi-domain adapter has a bottleneck dimension d of 768, and the single-domain adapters have a bottleneck dimension d of 256. These dimensions were chosen so that each configuration uses the same amount of compute for a forward pass. For this setup, we also ensure that the model is exposed to an equal amount of data from each domain. Results are shown after 20 epochs of training (22K training steps).

²<https://github.com/allenai/c4-documentation>

	GPT-2	single adapters	multi adapters	hierarchical adapters
frontiersin.org	22.2	16.1	15.8	15.5
journals.org	24.5	16.6	16.3	15.8
booking.com	29.7	9.7	9.9	9.2
yelp.com	36.2	24.3	25.3	23.8
average	27.7	15.8	15.9	15.2

Table 2: In-domain evaluation perplexity for the small setting (§ 3).

	GPT-2	single adapters	multi adapters	hierarchical adapters
ncbi	20.5	18.2	17.6	16.9
link.springer	27.7	24.5	22.7	22.2
tripadvisor	41.3	36.6	34.1	31.8
techcrunch	27.7	27.1	26.3	25.5
medium	29.1	30.0	27.9	27.1
lonelyplanet	35.5	27.1	24.3	25.3
scholars.duke	22.7	20.1	20.3	19.7
average	29.2	26.2	24.8	24.1

Table 3: Out-of-domain evaluation perplexity for the small setting (§ 3).

3.4 In-Domain Results

In-domain evaluation scores are presented in Table 2. Our model clearly surpasses the multi-domain adapters baseline in all four domains we examine. On average, hierarchical adapters lower the perplexity by 0.7 compared to multi-domain adapters. Compared to just evaluating GPT-2 (without additional training), our model yields a large improvement (+12.5 on average), confirming prior work that suggests that further training a pretrained language model in-domain is highly effective. Single adapters (also referred to as *task* adapters in literature) marginally outperform multi-domain adapters in this scenario.

3.5 Out-of-Domain Results

We have 7 out-of-domain evaluations, some of which represent similar textual domains to our in-domain data, some of which are significantly different. For example, NCBI, LINK.SPRINGER, and SCHOLARS.DUKE contain text from scientific documents, similar to two of our in-domain sources of text, but TECHCRUNCH and MEDIUM are quite dissimilar to the in-domain text the models are trained on.

All models out perform the baseline of just evaluating GPT-2 (see Table 3). We hypothesize that the pretraining data from GPT-2, which has not been publicly released, had a somewhat different distribution or format to C4, and thus further training on

	single path to node				multiple paths	
	1	2	3	4	av(1, 2) av(5, 6) 7	av(3, 4) av(5,6) 7
ncbi	34.8	26.0	18.7	17.6	16.9	16.9
springer	37.0	33.1	23.3	23.3	26.6	22.2
tripadvisor	37.0	38.1	47.9	47.9	31.8	37
techcrunch	34.8	32.8	27.9	27.7	27.4	25.5
medium	35.9	36.2	29.4	29.4	28.5	27.1
lonelyplanet	25.5	38.9	40.0	39.6	25.3	32.5
scholars.duke	35.5	29.4	20.7	20.7	24	19.7
average	34.4	33.5	29.7	29.5	25.8	25.8

Table 4: Out-of-domain evaluation ablation. The left part of the table shows scores using a single path in the tree. Node 1 refers to FRONTIERSIN, 2 to JOURNALS.PLOS, 3 to BOOKING and 4 to YELP. The right part shows results using multiple paths. *av* refers to averaging the outputs of two nodes.

any data from C4 seems to improve performance. However, as shown in the table, the best results are obtained with hierarchical adapters.

However, which set of single adapters we should use to evaluate a held-out domain is not obvious. For example, to evaluate on LONELYPLANET, it intuitively makes sense to use single adapters trained on a reviews/travelling domain, such as BOOKING or YELP, but to evaluate on LINK.SPRINGER, we might want to use single adapters trained on a scientific domain, such as FRONTIERSIN or JOURNALS.PLOS. We have no *a priori* criterion to choose the model that will provide better adaptation for a held-out domain. This is also true for our proposed model, hierarchical adapters, as there exist multiple paths in the tree and choosing the most suitable one is not straightforward. To fully explore different options for the hierarchical model, we perform an ablation study shown in Table 4.

Comparing our hierarchical adapters to multi-domain adapters, we see that when evaluating a single path through the tree, multi-domain adapters slightly outperform hierarchical adapters (compare column 3 of Table 3 with columns 1-4 of Table 4), but with a second path through the tree active the hierarchical adapters outperform all other approaches (columns 3 and 4 of Table 3). This highlights an advantage of the hierarchical adapters: they are extensible even after training, allowing for flexible performance-efficiency trade-offs that other approaches (like training a single multi-domain adapter) do not.

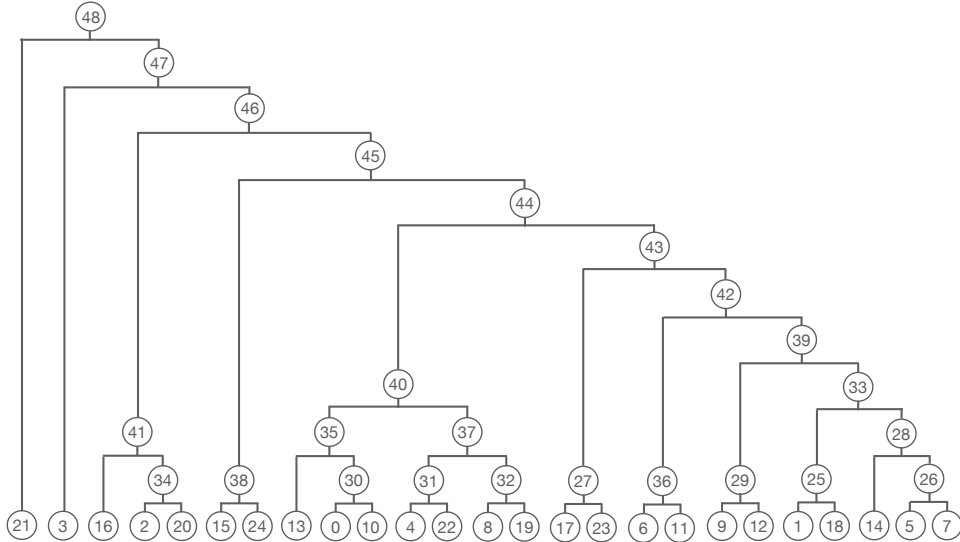


Figure 2: Dendrogram obtained using KL divergences of the Gaussian distributions of the GMMs. The leaf nodes correspond to the cluster centers. Each cluster center assigns highest probability to a specific training domain.

Ind	Domain	Ind	Domain
0	city-data.com	12	forums.macrumors.com
0	baltimoresun.com	13	instructables.com
0	chicagotribune.com	13	foxnews.com
1	entrepreneur.com	14	aljazeera.com
2	answers.sap.com	15	npr.org
3	express.co.uk	16	deviantart.com
4	lonelyplanet.com	17	androidheadlines.com
5	insiderpages.com	18	wired.com
5	eventrbrite.com	19	frontiersin.org
6	si.com	20	gsarena.com
7	oreilly.com	21	medium.com
8	librarything.com	22	link.springer.com
9	dailymail.co.uk	22	pcworld.com
10	csmonitor.com	23	ign.com
11	prweb.com	24	glassdoor.com

Table 5: Each of the clusters of GMM assigns the highest probability to one or multiple internet domains, as shown in the Table. *Ind* refers to the cluster index.

4 Hierarchical Domain Adaptation with an Automatically Created Tree

In this section, we scale our approach to a much larger set of domains, and thus a much larger hierarchy, adding more adapters in our model. In the previous section, we manually selected a tree structure based on our domain knowledge, but in this section we automatically create a tree using unsupervised methods. We leverage domain clusters obtained using Gaussian Mixture Models and hierarchical clustering and provide an algorithm for out-of-domain evaluation, leveraging the flexibility of hierarchical adapters, that can be combined to

improve performance with a minimal cost.

4.1 Data

As a training and evaluation corpus, we use data from C4. Specifically, we use text from 30 websites as our training corpus and we perform out-of-domain evaluation of our model and the baselines on 38 other websites. All websites used belong to the top 100 sites in C4. More details can be found in Appendix A.1.

4.2 Approach

We want to create a hierarchical structure that represents the relations between domains. To this end, we fit a Gaussian Mixture Model (GMM) and then use an agglomerative clustering algorithm on the GMM. A GMM assumes that all data points are generated from a mixture of a k Gaussian distributions and defines the probability for data points to belong to any of these distributions. We consider a GMM to be a suitable approach for representing domains because, as it is a probabilistic model, it can account for the uncertainty of cluster assignment and allow soft assignments. This correlates well with our notion of domain, as a sentence can belong to more than one domain.

Similar to Aharoni and Goldberg (2020), we generate contextual representations of 1,000 sequences (uniformly sampled) from each of our 30 training websites using GPT-2. We then use PCA for dimensionality reduction on the representations, as it has shown to improve the quality of clustering,

In-domain scores	GPT-2	multi adapters	hierarchical adapters
ign.com	30.0	25.5	23.8
insiderpages.com	30.0	19.7	18.4
eventbrite.com	34.5	27.4	25.5
androidheadlines.com	21.8	17.1	16.0
link.springer.com	27.9	22.6	21.5
librarything.com	29.4	17.6	16.9
csmonitor.com	29.4	25.8	24.8
city-data.com	36.2	31.2	30.3
forums.macrumors.com	37.0	27.7	26.0
Glassdoor.com	20.7	7.9	7.5
oreilly.com	27.4	21.5	20.5
pcworld.com	24.3	19.7	18.9
express.co.uk	22.2	15.0	14.0
answers.sap.com	60.3	34.5	30.3
prweb.com	25.8	20.1	18.9
instructables.com	32.8	28.2	26.6
deviantart.com	42.5	33.1	31.2
entrepreneur.com	26.3	22.0	20.9
si.com	22.2	17.3	16.4
gsmarena.com	56.3	34.5	31.2
wired.com	30.0	24.3	23.8
medium.com	29.1	23.1	22.6
baltimoresun.com	27.1	20.9	20.1
npr.org	22.2	18.0	17.5
frontiersin.org	22.0	18.4	17.2
chicagotribune.com	27.1	21.1	20.7
foxnews.com	22.2	15.3	14.9
aljazeera.com	22.2	17.8	17.1
dailymail.co.uk	27.1	21.1	20.7
lonelyplanet.com	35.5	19.5	17.1
average	30.0	22.3	21.0

Table 6: In-domain evaluation perplexity.

in terms of purity (Manning et al., 2008). We then fit a GMM with 30 components to our data (so, 30 clusters). After fitting the GMM, we find the Gaussian which assigns highest probability to text from each website, and remove any Gaussian which does not assign the highest probability to any website (note, it can be the case that text from more than one website are assigned the highest probability by the same Gaussian). The websites and the index of the Gaussian which assigns the highest probability to data from a given website are shown in Table 5.

To perform hierarchical clustering, we use the symmetrized Kullback-Leibler (KL) divergence as a distance metric. Suppose we have two multivariate normal distributions, with means μ_0, μ_1 and covariance matrices Σ_0, Σ_1 , obtained by the GMM. To measure the difference between the two distributions, assuming that they have the same dimension N , we can compute the KL divergence. Because it is asymmetric, we cannot directly use it to measure the distance between distributions, so we compute the symmetrized version as follows:

$$D_{KL}(\mathcal{N}_0 \parallel \mathcal{N}_1) = \frac{1}{2} \text{tr} \left(\Sigma_1^{-1} \Sigma_0 \right) + \ln \left(\frac{\det \Sigma_1}{\det \Sigma_0} \right) + \frac{1}{2} \left((\mu_1 - \mu_0)^T \Sigma_1^{-1} (\mu_1 - \mu_0) - N \right) \quad (2)$$

$$D_{KLsym}(\mathcal{N}_0, \mathcal{N}_1) = \frac{1}{2} (D_{KL}(\mathcal{N}_0 \parallel \mathcal{N}_1) + D_{KL}(\mathcal{N}_1 \parallel \mathcal{N}_0)) \quad (3)$$

Using Equation 3 as a distance metric, we leverage agglomerative (bottom-up) hierarchical clustering to infer the structure of our data. We start from 25 clusters, computed by the GMM. We ignore the clusters that do not assign a high probability to data samples from any website, see Appendix A.2 for the full confusion matrix. The clustering algorithm leads to a tree, depicted in Figure 2. Nodes 0-24 correspond to the clusters (normal distributions) of the GMM. Each website is assigned to a specific cluster and the alignment can be seen in Table 5.

4.3 Experimental Setup

We use 1000 sequences from each domain (of 800 tokens) and encode them with GPT-2 (hidden dimension 768). We project them to 100 dimensions using PCA. We cluster them with a GMM with 30 clusters. Each mixture component has its own covariance matrix. For the hierarchical clustering, we use a distance matrix computed using the symmetrical KL divergence. The clustering algorithm provides a tree of 49 nodes. Therefore, we add 49 adapters to GPT-2, one for each node in the tree. Each adapter has a bottleneck dimension d of 64. For a single training step, just one path in the tree is active. This follows the training process of the previous section.

In this set of large experiments we used our computational budget to compare against our strongest baseline, multi-domain adapters, as that provided the most competitive results both in- and out-of-domain in §3. Comparing against single adapters could be relevant but we chose to allocate our budget on our primary model and strongest baseline since single adapters have shown to be less able to generalize to held-out domains. We train both our hierarchical model and the multi-domain adapter baseline for 4 epochs (11k training steps), using 1 GPU per model and stopping training after 51 hours. For this setup, we oversample the low-resource domains in order to avoid overfitting.

4.4 In-Domain Results

Our in-domain results are shown in Table 6. To evaluate the performance of our model in-domain, we use the path through the tree that leads to the cluster that assigns the highest probability to the domain of interest (so, the same as during training). For example, to evaluate the performance of the model on PCWORLD.COM, we use the path that leads to cluster 22. The average path length in the tree is 8.3, so we “activate” 8 adapters on average at every training step. We also “activate” 8 adapters on average at inference time, to perform in-domain evaluation. Our approach consistently outperforms multi-domain adapters, yielding +1.3 on average in terms of perplexity.

We do not experiment with combining multiple paths during training or inference time for in-domain evaluation, leaving this for future work.

4.5 Out-of-Domain Results

We perform out-of-domain evaluation on 38 held-out websites, shown in Appendix A.1. We want to automatically find the best path in the tree for a held-out website. To this end, we use the fitted GMM to assign probabilities to data from the held-out website. We intuitively want to place a held-out website close to websites that are similar to it, so that it can benefit from positive transfer.

To do that, we assume that we have a set of N sequences from a given out-of-domain website that we can use to find the best path through the tree for all data from that website.

For a given out-of-domain website i , we assume we have a held-out set of N sequences (where in our experiments $N = 1000$) that we can use to find the best path through the tree; this path will then be used to evaluate the rest of the data from this website (e.g., for computing perplexity). Following a similar procedure to our training regime, we use GPT-2 to encode the N sequences, then use the fitted GMM to find the probability assigned to each of the N vectors by each cluster (i.e., each leaf node in the tree). The single best path through the tree leads to the leaf node that corresponds to the cluster m , where m assigns the highest probability to the largest fraction of the N sequences from website i . The second best path through the tree leads to the cluster n that assigns highest probability to the second-most number of the N sequences from website i . Thus, using the GMM clusters and the hierarchical structure we have inferred, with-

out needing to train more parameters, we are able to evaluate out-of-domain data using the adapters that were trained on the most similar data. This approach is similar to the “cached” setting in [Gururangan et al. \(2021\)](#), and we note that it does require a held-out set of N sequences that are only used for finding the best path through the tree (and not used for computing perplexity). This is realistic setting when one has a significant amount of data from a single source, and we leave other approaches (e.g., finding the the best path through the tree for every input sequence individually) to future work.

We show in Table 7 results of the out-of-domain evaluations. Our hierarchical adapter model largely outperforms the baseline of just evaluating GPT-2. We notice that using a single path, our approach provides worse results compared to multi-domain adapters. In this evaluation, the multi-domain adapters and the hierarchical model have the same number of active parameters, but the adapters in the hierarchical model are trained on less data (except the adapter associated with the root of the tree, which has the same number of updates as the multi-domain adapter while being significantly smaller). However, we can leverage the flexibility of the hierarchical model by having more than one path through the tree active. On average, the hierarchical model with the best two paths through the tree active at evaluation time surpasses multi-domain adapters. This yields an average improvement of +0.6 in terms of perplexity. We note that at inference time, our approach with a single active path uses 122M parameters (112M of GPT-2 and 10M parameters for a path of average length). When two paths are active, at most 132M parameters are used. The computational overhead is thus quite small; if the two paths have some overlap, this computation is potentially significantly less. We also note that on average, the active parameters in our hierarchical model are trained on significantly less data than the multi-domain adapters (for example, the leaf nodes only see on average 400 updates, as shown in Table 1).

5 Related work

Our approach draws on prior work in domain adaptation and efficient language model fine-tuning.

5.1 Domain Adaptation

Domain adaptation has been widely explored in Natural Language Processing ([Jiang and Zhai,](#)

Out-of-domain scores	GPT-2	multi adapters	hierarchical 1 path	hierarchical 2 paths
reuters.com	20.9	16.0	16.4	16.3
ibtimes.co.uk	24.3	19.5	19.7	19.5
bbc.com	23.6	19.1	18.9	18.7
tripadvisor.com	40.4	34.8	35.9	33.8
cnet.com	26.8	23.3	22.2	22.9
telegraph.co.uk	30.9	23.6	24.5	22.2
theatlantic.com	28.5	23.6	23.8	23.6
foxbusiness.com	22.9	17.5	19.9	18.2
thesun.co.uk	26.8	19.9	19.9	18.2
nydailynews.com	24.5	19.3	19.5	18.2
dailystar.co.uk	20.7	13.9	12.2	12.2
fastcompany.com	27.9	21.3	21.5	20.9
nypost.com	26.3	18.9	18.9	18.7
businessinsider.com	24.3	20.5	20.7	20.9
deadline.com	33.1	26.3	33.1	26.8
breitbart.com	22.9	16.9	17.8	17.1
techcrunch.com	27.7	21.5	21.8	20.1
nme.com	28.2	20.1	23.8	20.5
fool.com	23.8	22.2	22.4	22.2
finance.yahoo.com	22.6	20.1	20.3	20.1
youtube.com	15.3	14.2	14.4	13.5
ncbi.nlm.nih.gov	20.7	18.5	18.4	18.2
scholars.duke.edu	22.6	20.7	20.3	20.3
inquisitr.com	22.4	17.5	16.4	16.4
simple.wikipedia.org	22.2	19.5	20.5	19.5
kickstarter.com	26.6	24.0	24.8	22.2
mashable.com	27.1	22.0	22.0	21.8
booking.com	29.7	22.9	24.5	22.0
etsy.com	28.8	26.3	26.8	24.5
Fineartamerica.com	25.5	26.6	26.6	24.5
github.com	32.8	30.3	30.6	30.6
Journals.plos.org	23.3	20.1	20.1	18.2
itunes.apple.com	34.8	28.8	33.1	30.0
agreatertown.com	44.7	40.0	39.6	35.9
premium.wpmudev.org	31.5	27.7	30.0	27.7
homestars.com	34.1	29.4	28.2	28.2
reference.com	28.5	24.5	25.3	24.5
cNBC.com	21.1	17.6	18.4	17.6
Average	26.8	22.3	23.0	21.7

Table 7: Out-of-domain evaluation perplexity.

2007; Daumé III, 2007). More recently, fine-tuning a pretrained language model in using data from the target task (Howard and Ruder, 2018) or data from the target domain (Rietzler et al., 2020; Han and Eisenstein, 2019) has shown to be helpful to mitigate the domain shift between train and test data distributions of the same task. Gururangan et al. (2020) showed that a pretrained language model can further improve by fine-tuning on data from a domain that is related to the domain of the task (this approach is named DAPT). While this work suggests fine-tuning a different model to the domain of each task and requires parameters that grow linearly with the number of tasks, our approach trains a single model to adapt to all domains. Another key difference is that DAPT does not permit parameter sharing between domains. Nonetheless, our hierarchical adapter model leverages similarities between pertinent domains and improves adaptation even in low-resource settings.

Recent work has developed domain expert mixture (DEMix) layers (Gururangan et al., 2021) to

enable conditioning a language model on the domain of input text. DEMix layers replace feed-forward layers in a transformer and each of them is updated only based on data from a specific domain. Then, a modular LM is trained from scratch. On the contrary, our approach leverages a pretrained language model and only trains adapter layers on the target domains. Since each feed-forward layer is essentially replaced with a mixture of experts, the parameters added grow linearly with the number of domains. In our approach, however, the number of parameters grows logarithmically, due to the hierarchical structure used.

5.2 Adapters

Adapters (Rebuffi et al., 2017; Houlsby et al., 2019) have been largely used as an efficient fine-tuning approach in many NLP tasks, such as neural machine translation (Bapna and Firat, 2019), cross-lingual transfer (Pfeiffer et al., 2020) and dependency parsing (Üstün et al., 2020). Adapters can be trained on a single task or language (Pfeiffer et al., 2020), but also in a language-agnostic way (Üstün et al., 2021). To the best of our knowledge, we are the first to use them in a hierarchical structure for domain adaptation.

6 Conclusion & Future Work

In this paper, we present a novel approach for efficient domain adaptation on multiple domains using hierarchical adapters. Our approach creates a hierarchical structure that encodes the similarities and differences of domains, allowing parameter sharing between them but avoiding negative transfer. We first evaluate our approach with a manually defined tree and then scale to a large tree, created in an unsupervised way. We also provide an evaluation-time algorithm that allows combining multiple paths to best adapt to an unseen domain.

In the future, we would like to investigate a more efficient evaluation-time approach, using only a few tokens of an unseen domain. We would also potentially like to train a model in even more domains, to account for all the 100 most represented internet domains of C4. It would also be interesting to extend our model to a multi-lingual setup, as it is currently only used for domain adaptation in English text.

References

- Roei Aharoni and Yoav Goldberg. 2020. [Unsupervised domain clusters in pretrained language models](#). In *Proceedings of the 58th Annual Meeting of the Association for Computational Linguistics*, pages 7747–7763, Online. Association for Computational Linguistics.
- Amittai Axelrod, Xiaodong He, and Jianfeng Gao. 2011. [Domain adaptation via pseudo in-domain data selection](#). In *Proceedings of the 2011 Conference on Empirical Methods in Natural Language Processing*, pages 355–362, Edinburgh, Scotland, UK. Association for Computational Linguistics.
- Jimmy Lei Ba, Jamie Ryan Kiros, and Geoffrey E. Hinton. 2016. [Layer normalization](#).
- Ankur Bapna and Orhan Firat. 2019. [Simple, scalable adaptation for neural machine translation](#). In *Proceedings of the Conference on Empirical Methods in Natural Language Processing and the International Joint Conference on Natural Language Processing (EMNLP-IJCNLP)*, pages 1538–1548.
- Mithun Das Gupta, Srinidhi Srinivasa, J. Madhukara, and Meryl Antony. 2015. [Kl divergence based agglomerative clustering for automated vitiligo grading](#). In *2015 IEEE Conference on Computer Vision and Pattern Recognition (CVPR)*, pages 2700–2709.
- Hal Daumé III. 2007. [Frustratingly easy domain adaptation](#). In *Proceedings of the 45th Annual Meeting of the Association of Computational Linguistics*, pages 256–263, Prague, Czech Republic. Association for Computational Linguistics.
- Jacob Devlin, Ming-Wei Chang, Kenton Lee, and Kristina Toutanova. 2019. [BERT: Pre-training of deep bidirectional transformers for language understanding](#). In *Proceedings of the Conference of the North American Chapter of the Association for Computational Linguistics: Human Language Technologies*, pages 4171–4186.
- Jesse Dodge, Maarten Sap, Ana Marasović, William Agnew, Gabriel Ilharco, Dirk Groeneveld, Margaret Mitchell, and Matt Gardner. 2021. [Documenting large webtext corpora: A case study on the colossal clean crawled corpus](#). In *Proceedings of the 2021 Conference on Empirical Methods in Natural Language Processing*, pages 1286–1305, Online and Punta Cana, Dominican Republic. Association for Computational Linguistics.
- Suchin Gururangan, Mike Lewis, Ari Holtzman, Noah A. Smith, and Luke Zettlemoyer. 2021. [Demix layers: Disentangling domains for modular language modeling](#).
- Suchin Gururangan, Ana Marasović, Swabha Swayamdipta, Kyle Lo, Iz Beltagy, Doug Downey, and Noah A. Smith. 2020. [Don’t stop pretraining: Adapt language models to domains and tasks](#). In *Proceedings of the 58th Annual Meeting of the Association for Computational Linguistics*, pages 8342–8360, Online. Association for Computational Linguistics.
- Xiaochuang Han and Jacob Eisenstein. 2019. [Unsupervised domain adaptation of contextualized embeddings for sequence labeling](#). In *Proceedings of the 2019 Conference on Empirical Methods in Natural Language Processing and the 9th International Joint Conference on Natural Language Processing (EMNLP-IJCNLP)*, pages 4238–4248, Hong Kong, China. Association for Computational Linguistics.
- Kaiming He, Xiangyu Zhang, Shaoqing Ren, and Jian Sun. 2016. [Deep residual learning for image recognition](#). In *2016 IEEE Conference on Computer Vision and Pattern Recognition (CVPR)*, pages 770–778.
- Neil Houlsby, Andrei Giurgiu, Stanislaw Jastrzebski, Bruna Morrone, Quentin De Laroussilhe, Andrea Gesmundo, Mona Attariyan, and Sylvain Gelly. 2019. [Parameter-efficient transfer learning for NLP](#). In *Proceedings of the International Conference on Machine Learning*, Proceedings of Machine Learning Research, pages 2790–2799.
- Jeremy Howard and Sebastian Ruder. 2018. [Universal language model fine-tuning for text classification](#). In *Proceedings of the 56th Annual Meeting of the Association for Computational Linguistics (Volume 1: Long Papers)*, pages 328–339, Melbourne, Australia. Association for Computational Linguistics.
- Jing Jiang and ChengXiang Zhai. 2007. [Instance weighting for domain adaptation in NLP](#). In *Proceedings of the 45th Annual Meeting of the Association of Computational Linguistics*, pages 264–271, Prague, Czech Republic. Association for Computational Linguistics.
- Jared Kaplan, Sam McCandlish, T. J. Henighan, Tom B. Brown, Benjamin Chess, Rewon Child, Scott Gray, Alec Radford, Jeff Wu, and Dario Amodei. 2020. [Scaling laws for neural language models](#). *ArXiv*, abs/2001.08361.
- Diederick P Kingma and Jimmy Ba. 2015. [Adam: A method for stochastic optimization](#). In *International Conference on Learning Representations*.
- Jinhyuk Lee, Wonjin Yoon, Sungdong Kim, Donghyeon Kim, Sunkyu Kim, Chan Ho So, and Jaewoo Kang. 2019. [BioBERT: a pre-trained biomedical language representation model for biomedical text mining](#). *Bioinformatics*, 36(4):1234–1240.
- Yinhan Liu, Myle Ott, Naman Goyal, Jingfei Du, Mandar Joshi, Danqi Chen, Omer Levy, Mike Lewis, Luke Zettlemoyer, and Veselin Stoyanov. 2019. [Roberta: A robustly optimized bert pretraining approach](#).

- Christopher D. Manning, Prabhakar Raghavan, and Hinrich Schütze. 2008. *Introduction to Information Retrieval*. Cambridge University Press, Cambridge, UK.
- Antonis Maronikolakis and Hinrich Schütze. 2021. *Multidomain pretrained language models for green NLP*. In *Proceedings of the Second Workshop on Domain Adaptation for NLP*, pages 1–8, Kyiv, Ukraine. Association for Computational Linguistics.
- Robert C. Moore and William Lewis. 2010. *Intelligent selection of language model training data*. In *Proceedings of the ACL 2010 Conference Short Papers*, pages 220–224, Uppsala, Sweden. Association for Computational Linguistics.
- Adam Paszke, Sam Gross, Soumith Chintala, Gregory Chanan, Edward Yang, Zachary DeVito, Zeming Lin, Alban Desmaison, Luca Antiga, and Adam Lerer. 2017. *Automatic differentiation in pytorch*. In *NIPS 2017 Workshop on Autodiff*.
- Matthew E. Peters, Mark Neumann, Mohit Iyyer, Matt Gardner, Christopher Clark, Kenton Lee, and Luke Zettlemoyer. 2018. *Deep contextualized word representations*. In *Proceedings of the 2018 Conference of the North American Chapter of the Association for Computational Linguistics: Human Language Technologies, Volume 1 (Long Papers)*, pages 2227–2237, New Orleans, Louisiana. Association for Computational Linguistics.
- Jonas Pfeiffer, Ivan Vulić, Iryna Gurevych, and Sebastian Ruder. 2020. *MAD-X: An Adapter-Based Framework for Multi-Task Cross-Lingual Transfer*. In *Proceedings of the Conference on Empirical Methods in Natural Language Processing (EMNLP)*, pages 7654–7673.
- Barbara Plank. 2016. *What to do about non-standard (or non-canonical) language in nlp*. In *Proceedings of the 13th Conference on Natural Language Processing, KONVENS 2016, Bochum, Germany, September 19-21, 2016*, volume 16 of *Bochumer Linguistische Arbeitsberichte*.
- Barbara Plank and Gertjan van Noord. 2011. *Effective measures of domain similarity for parsing*. In *Proceedings of the 49th Annual Meeting of the Association for Computational Linguistics: Human Language Technologies*, pages 1566–1576, Portland, Oregon, USA. Association for Computational Linguistics.
- Alec Radford, Jeff Wu, Rewon Child, David Luan, Dario Amodei, and Ilya Sutskever. 2019. *Language models are unsupervised multitask learners*.
- Colin Raffel, Noam Shazeer, Adam Roberts, Katherine Lee, Sharan Narang, Michael Matena, Yanqi Zhou, Wei Li, and Peter J. Liu. 2020. *Exploring the limits of transfer learning with a unified text-to-text transformer*. *Journal of Machine Learning Research*, 21(140):1–67.
- Sylvestre-Alvise Rebuffi, Hakan Bilen, and Andrea Vedaldi. 2017. *Learning multiple visual domains with residual adapters*. In *Advances in Neural Information Processing Systems*.
- Alexander Rietzler, Sebastian Stabinger, Paul Opitz, and Stefan Engl. 2020. *Adapt or get left behind: Domain adaptation through BERT language model finetuning for aspect-target sentiment classification*. In *Proceedings of the 12th Language Resources and Evaluation Conference*, pages 4933–4941, Marseille, France. European Language Resources Association.
- Ahmet Üstün, Alexandre Berard, Laurent Besacier, and Matthias Gallé. 2021. *Multilingual unsupervised neural machine translation with denoising adapters*. In *Proceedings of the 2021 Conference on Empirical Methods in Natural Language Processing*, pages 6650–6662, Online and Punta Cana, Dominican Republic. Association for Computational Linguistics.
- Ahmet Üstün, Arianna Bisazza, Gosse Bouma, and Gertjan van Noord. 2020. *UDapter: Language adaptation for truly Universal Dependency parsing*. In *Proceedings of the 2020 Conference on Empirical Methods in Natural Language Processing (EMNLP)*, pages 2302–2315, Online. Association for Computational Linguistics.
- Ashish Vaswani, Noam Shazeer, Niki Parmar, Jakob Uszkoreit, Llion Jones, Aidan N Gomez, Łukasz Kaiser, and Illia Polosukhin. 2017. *Attention is all you need*. In *Advances in Neural Information Processing Systems*.
- Alex Wang, Amanpreet Singh, Julian Michael, Felix Hill, Omer Levy, and Samuel Bowman. 2018. *GLUE: A multi-task benchmark and analysis platform for natural language understanding*. In *Proceedings of the 2018 EMNLP Workshop BlackboxNLP: Analyzing and Interpreting Neural Networks for NLP*, pages 353–355, Brussels, Belgium. Association for Computational Linguistics.
- Thomas Wolf, Lysandre Debut, Victor Sanh, Julien Chaumond, Clement Delangue, Anthony Moi, Pierric Cistac, Tim Rault, Remi Louf, Morgan Funtowicz, Joe Davison, Sam Shleifer, Patrick von Platen, Clara Ma, Yacine Jernite, Julien Plu, Canwen Xu, Teven Le Scao, Sylvain Gugger, Mariama Drame, Quentin Lhoest, and Alexander Rush. 2020. *Transformers: State-of-the-art natural language processing*. In *Proceedings of the 2020 Conference on Empirical Methods in Natural Language Processing: System Demonstrations*, pages 38–45, Online. Association for Computational Linguistics.

A Appendix

A.1 Corpus description

In Table 8, we present the sizes of the training and evaluation corpora used for the large setup. Only one corpus is used for the small but not the large setup, namely YELP.COM. This corpus has 684M training tokens and 20M evaluation tokens. We randomly subsample 53M training tokens of this corpus for our first, small setup, as we want to train a balanced model.

A.2 Confusion Matrix

Figure 3 depicts the confusion matrix of the GMM. We can observe visually that some clusters assign a high probability to multiple internet domains, while others remain empty. This shows that the intuition have for what a domain is does not correspond exactly to the cluster obtained by an unsupervised, data-driven approach. Our visualization is based on publicly available code ³.

³<https://github.com/roeeaharoni/unsupervised-domain-clusters>

	Train (Eval.) Tokens		Train (Eval.) Tokens	
TRAINING CORPUS	frontiersin	38M (6M)	Journals.plos.org	53M (6M)
	chicagotribune.com	31M (4M)	fool.com	34M (4M)
	link.springer.com	28M (4M)	businessinsider.com	32M (4M)
	aljazeera.com	26M (3M)	theatlantic.com	30M (4M)
	instructables.com	25M (3M)	booking.com	30M (4M)
	npr.org	25M (3M)	kickstarter.com	26M (3M)
	dailymail.co.uk	25M (3M)	telegraph.co.uk	25M (3M)
	csmonitor.com	23M (3M)	cnet.com	24M (3M)
	baltimoresun.com	23M (3M)	ncbi.nlm.nih.gov	23M (3M)
	city-data.com	22M (3M)	foxbusiness.com	23M (3M)
	forums.macrumors.com	22M (3M)	cnbc.com	20M (2M)
	medium.com	22M (3M)	ibtimes.co.uk	18M (2M)
	foxnews.com	22M (3M)	reuters.com	17M (2M)
	si.com	18M (2M)	bbc.com	17M (2M)
	wired.com	18M (2M)	nypost.com	15M (2M)
	prweb.com	17M (2M)	nydailynews.com	14M (2M)
	express.co.uk	16M (2M)	fastcompany.com	14M (2M)
	entrepreneur.com	16M (2M)	mashable.com	14M (2M)
	androidheadlines.com	14M (2M)	thesun.co.uk	13M (2M)
	pcworld.com	14M (2M)	techcrunch.com	13M (2M)
	gsmarena.com	12M (2M)	inquisitr.com	13M (2M)
	eventbrite.com	11M (1M)	youtube.com	11M (1M)
	ign.com	10M (1M)	itunes.apple.com	11M (1M)
	oreilly.com	9M (1M)	breitbart.com	10M (1M)
	deviantart.com	9M (1M)	etsy.com	10M (1M)
	insiderpages.com	8M (1M)	github.com	10M (1M)
lonelyplanet.com	6M (1M)	agreatertown.com	9M (1M)	
answers.sap.com	6M (1M)	premium.wpmudev.org	9M (1M)	
glassdoor.com	4M (500K)	deadline.com	9M (1M)	
librarything.com	3M (500K)	dailystar.co.uk	9M (1M)	
		reference.com	7M (1M)	
		scholars.duke.edu	7M (1M)	
		tripadvisor.com	7M (1M)	
		simple.wikipedia.org	6M (1M)	
		nme.com	5M (1M)	
		Homestars.com	3M (500K)	
		Fineartamerica.com	2M (500K)	

Table 8: Domains that make up our in-domain (training) and out of-domain (evaluation) corpus for the large setup, including the size of our training and evaluation data. All data is extracted from C4 (Raffel et al., 2020).

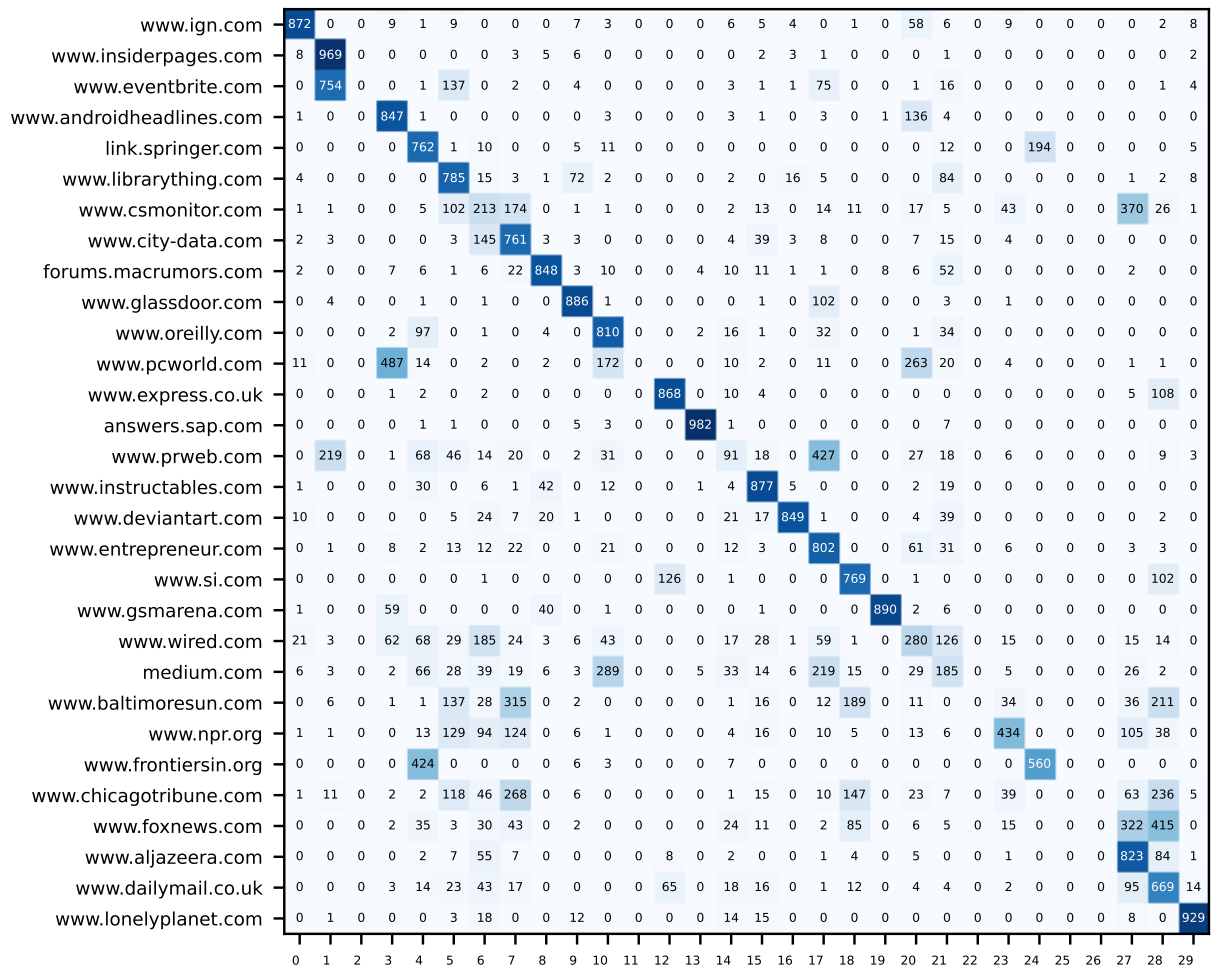


Figure 3: Confusion Matrix. The x-axis depicts the clusters that the internet domains are assigned to. If no data samples are added to a cluster (for example, cluster 2), the corresponding Gaussian distribution is not used for the hierarchical clustering. The y-axis depicts the internet domains used for training and in-domain evaluation. The cluster numbers shown here are not the exact ones shown in the final dendrogram, but one can easily observe that, for example, the same cluster assigns the highest probability to CITY-DATA.COM, BALTIMORESUN.COM and CHICAGOTRIBUNE.COM. This is mirrored in Table 5 of the main paper.

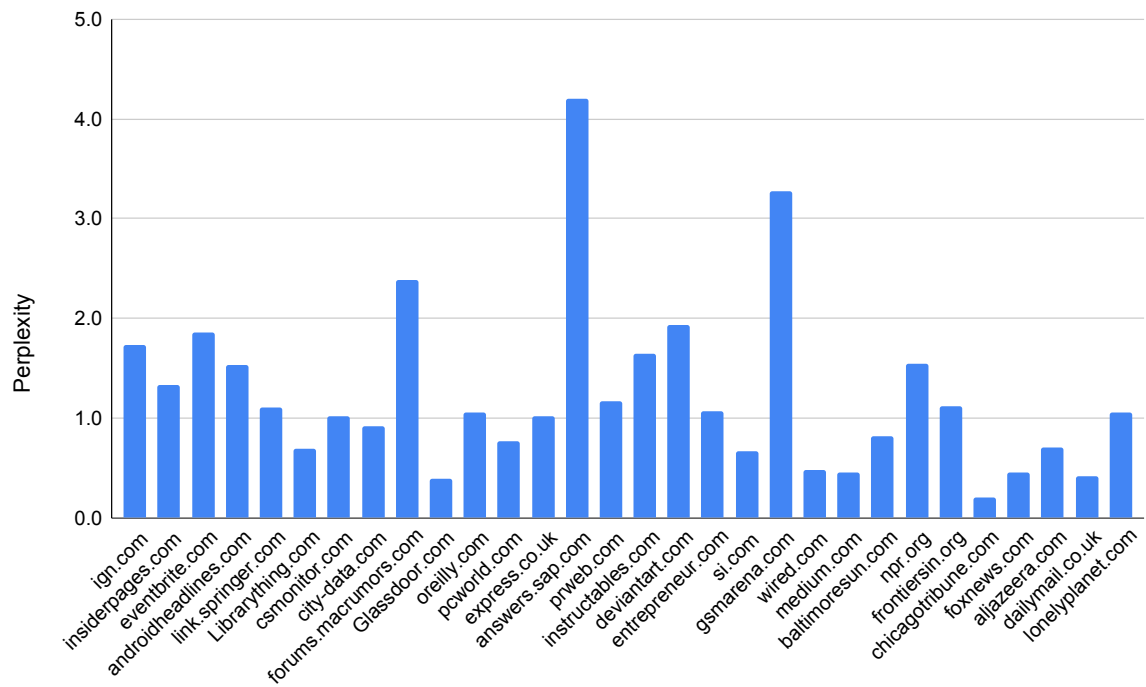


Figure 4: In-domain performance comparison of our approach to the multi-domain adapter model.