

---

# ON THE USE OF QUALITY DIVERSITY ALGORITHMS FOR THE TRAVELING THIEF PROBLEM

---

**Adel Nikfarjam**

Optimisation and Logistics  
School of Computer Science  
The University of Adelaide  
adel.nikfarjam@adelaide.edu.au

**Aneta Neumann**

Optimisation and Logistics  
School of Computer Science  
The University of Adelaide  
aneta.neumann@adelaide.edu.au

**Frank Neumann**

Optimisation and Logistics  
School of Computer Science  
The University of Adelaide  
frank.neumann@adelaide.edu.au

## ABSTRACT

In real-world optimisation, it is common to face several sub-problems interacting and forming the main problem. There is an inter-dependency between the sub-problems, making it impossible to solve such a problem by focusing on only one component. The traveling thief problem (TTP) belongs to this category and is formed by the integration of the traveling salesperson problem (TSP) and the knapsack problem (KP). In this paper, we investigate the inter-dependency of the TSP and the KP by means of quality diversity (QD) approaches. QD algorithms provide a powerful tool not only to obtain high-quality solutions but also to illustrate the distribution of high-performing solutions in the behavioural space. We introduce a MAP-Elite based evolutionary algorithm using well-known TSP and KP search operators, taking the TSP and KP score as behavioural descriptor. Afterwards, we conduct comprehensive experimental studies that show the usefulness of using the QD approach applied to the TTP. First, we provide insights regarding high-quality TTP solutions in the TSP/KP behavioural space. Afterwards, we show that better solutions for the TTP can be obtained by using our QD approach and show that it can improve the best-known solution for a wide range of TTP instances used for benchmarking in the literature.

**Keywords** Quality Diversity, Traveling Thief Problem, Map-Elites

## 1 Introduction

In many real-world optimisation problems, several NP-hard problems interact with each other. Such optimisation problems are complex due to the inter-dependencies between the sub-problems. The inter-dependencies make each sub-problem affect the quality and even the feasibility of solutions of the others. This complicates the decision-making process Bonyadi et al. (2019). Vehicle routing problems, the traveling thief problem, and patient admission problems are examples of multi-component optimisation problems.

TTP was introduced in 2013 by Bonyadi et al. (2013). TTP is the combination of the classical TSP and the KP. Both TSP and KP are well-known, well-studied combinatorial problems. In a nutshell, they integrate the TSP and the KP so that the traveling cost between two cities depends not only on the distance between the cities but also on the weight of the items collected so far. In recent years, several solution approaches have been introduced to TTP. This includes algorithms based on co-evolutionary strategies Bonyadi et al. (2014); Yafrani and Ahiod (2015), local search heuristics Polyakovskiy et al. (2014); Maity and Das (2020), simulated annealing Yafrani and Ahiod (2018), swarm intelligence approaches Wagner (2016); Zouari et al. (2019). Furthermore, exact methods based on dynamic programming have been introduced in Wu et al. (2017), but they are limited to solving only small instances.

In multi-component optimisation problems such as the TTP, it is beneficial to provide decision-makers with a diverse set of high-quality solutions differing in terms of the scores in the sub-problems. Such a set of solutions provides decision-makers with invaluable information about the inter-dependency of the sub-problems. It also enables them to involve their interests and choose between different alternatives. Computing a diverse set of solutions has recently gained increasing attention in evolutionary computation literature. Traditionally, these works are dominated by research on multi-modal optimisation, which involves diversity preservation techniques such as niching. In this context, solution diversity is seen as a means to explore niches in the fitness landscape, which correspond to regions of local optima.

In contrast, evolutionary diversity optimisation (EDO) aims to explicitly maximise structural diversity of the solutions, usually subject to quality constraints. In EDO approaches, some structural features are defined, and a diversity measure is used to determine the diversity of a set of solutions. EDO was first introduced by Ulrich and Thiele (2011) in the continuous domain. Afterwards, the concept has been used to generate a diverse set of images and benchmark instances for the TSP Chagas and Wagner (2020); Gao et al. (2021). The star-discrepancy measure Neumann et al. (2018a) and indicators from evolutionary multi-objective optimisation Neumann et al. (2019) have been used as diversity measures for the same problems. More recently, researchers used EDO for evolving a diverse set of high-quality solutions for combinatorial optimisation problems. Distance-based measures and entropy have been used in Do et al. (2020); Nikfarjam et al. (2021b) for generating diverse sets of the TSP tours. Nikfarjam et al. (2021a) studied the scenario that the optimal solution is unknown. In addition, the minimum spanning tree problem Bossek and Neumann (2021), the knapsack problem Bossek et al. (2021), and the optimisation of monotone sub-modular functions Neumann et al. (2021) have been studied in this context.

QD is another well-studied paradigm. QD focuses on exploring niches in the behavioural spaces and seeks a set of high-quality solutions that differ in terms of a few user-defined features of interest. Having been provided with such a set of solutions, the users are able to choose the high-quality solution suiting their interests the most. QD has emerged from the concept of novelty search, where algorithms aim to find new behaviours without considering fitness Lehman and Stanley (2011). Cully and Mouret (2013) introduced a mechanism to only keep the best-performing solutions while seeking new behaviours. Concurrently, Clune et al. (2013) proposed a simple algorithm to plot the distribution of high-quality solutions over a feature/behavioural space. Interestingly, the proposed algorithm, named MAP-Elites, efficiently evolves behavioural repertoires. Pugh et al. (2015, 2016) formulated the concept of computing a diverse set of high-quality solutions differing in features or behaviours and named it QD. The paradigm has been widely applied to the areas of robotics Rakicevic et al. (2021); Zardini et al. (2021); Cully (2020) and games Steckel and Schrum (2021); Fontaine et al. (2020, 2021) as well as other continuous problems such as urban design Galanos et al. (2021). We refer the interested readers to the review paper of Chatzilygeroudis et al. (2020). To the best of our knowledge, QD algorithms have not previously been used to a combinatorial optimisation problem, and we provide the first study on this subject.

We employ the concept of QD for solving the TTP. By this means, we scrutinise the distribution of high-performing TTP solutions in the behavioural space of the TSP and the KP and compute very high-quality solutions. We introduce a bi-level MAP-elite based evolutionary algorithm called BMBEA. The algorithm generates new solutions in a two-stage procedure. First, it generates new high-quality TSP tours from old ones by the well established EAX crossover operator Nagata and Kobayashi (2013) for the TSP. Second, it utilises dynamic programming (or alternatively a simple evolutionary algorithm) to compute an optimal (or near-optimal) packing list for the given TSP tour. Having generated a new solution, BMBEA applies a MAP-Elites based survival selection to achieve a diverse set of high-quality TTP solutions. To achieve diversity, MAP-Elites is applied with respect to the two-dimensional space given by the TSP and KP quality of the TTP solutions. We conduct a comprehensive experimental investigation to analyse and visualise the distribution of high-quality TTP solutions for different TTP instances. Furthermore, we show the capability of BMBEA to generate high-performing TTP solutions. The algorithm results in very high TTP values and improves the best-known TTP solution for several benchmark instances.

The remainder of the paper is structured as follows. In Section 2, we formally define the TTP problem. We introduce the MAP-Elites based approach for TTP and the BMBEA algorithm in Section 3. In Section 3, we examine the high-quality TTP solutions in terms of their TSP and KP score and report on our results using BMBEA for solving the TTP as shown in Section 4. Finally, we finish with some concluding remarks.

## 2 The Traveling Thief Problem

The traveling thief problem (TTP) is formed by the integration of the traveling salesperson problem (TSP) and the knapsack problem (KP). The TSP problem can be defined on a complete directed graph  $G = (V, E)$  where  $V$  is a set of nodes (cities) of size  $n = |V|$  and  $E$  is a set of pairwise edges between the nodes. There is a non-negative distance

$d(e)$  associated with each edge  $e = (u, v) \in E$ . The goal is to find a permutation (tour)  $x : V \rightarrow V$  that minimises the following cost function:

$$f(x) = d(x(n), x(1)) + \sum_{i=1}^{n-1} d(x(i), x(i+1)).$$

The KP is defined on a set of items  $I$ , where  $m = |I|$ . Each item  $j$  has a profit  $p_j$  and a weight  $w_j$ . In KP, the objective is to find a selection of items  $y = (y_1, \dots, y_m)$  (where  $y_j$  is equal to 1 if item  $j$  is picked and otherwise, it is equal to 0) that maximises the profit subject to the weight of the selected items not exceeding the capacity of the knapsack ( $W$ ). Formally, the goal is to maximise

$$\begin{aligned} g(y) &= \sum_{j=1}^m p_j y_j \\ \text{subject to } &\sum_{j=1}^m w_j y_j \leq W. \end{aligned}$$

The TTP is defined on the graph  $G$  same as TSP and a set of items  $I$  where items are scattered on the cities equally. Formally, every city  $i$  except the first one contains a set of items  $M_i$  (a subset of  $I$ ). Same as KP, each item  $k$  located in the city  $i$  is associated with a profit  $p_{ik}$  and a weight  $w_{ik}$ . To ease the presentation, we do not use the double subscripts for the profits and weights in the following but refer directly to the items at one particular city when required.

The thief should visit all the cities exactly once, pick some items into the knapsack, and return to the first city. A rent  $R$  should be paid for the knapsack per time unit. The thief's speed non-linearly depends on the weight of the knapsack. In TTP, we aim to find a solution  $t = (x, y)$  consisting of a tour  $x$  and a KP solution  $y$  (called a packing list in the context of TTP) that maximises

$$\begin{aligned} z(x, y) &= g(y) - R \left( \frac{d_{x_n x_1}}{\nu_{max} - \nu W_{x_n}} + \sum_{i=1}^{n-1} \frac{d_{x_i x_{i+1}}}{\nu_{max} - \nu W_{x_i}} \right) \\ \text{subject to } &\sum_{j=1}^m w_j y_j \leq W. \end{aligned}$$

Here,  $\nu_{max}$  and  $\nu_{min}$  are the maximal and minimal traveling speed,  $\nu = \frac{\nu_{max} - \nu_{min}}{W}$  is a constant, and  $W_{x_i}$  is the cumulative weight of the items collected from the start of the tour up to city  $x_i$ .

In this study,  $z$  serves as the fitness function, and  $f$  and  $g$  serve as the behavioural descriptor (BD). Generally, the fitness function indicates how well a solution solves the given problem, while the BD shows how it solves the problem and behaves in terms of the features. In this case, the BD presents the length of the tour ( $f$ ) and the value of items collected ( $g$ ), whereby the fitness function returns the overall profit ( $z$ ). Here, we aim to compute a diverse set of high-quality solutions differing in the BD. By this means, we can look into the distribution of high-performing TTP solutions over the 2D space of TSP and KP.

### 3 Bi-level Map-Elites-based Evolutionary Algorithm

Map-Elites is an evolutionary computation approach where solutions compete with each other to survive. However, competition is only among solutions with a similar BD value in order to maintain diversity. We require a hyperparameter to define the similarity and the tolerance of acceptable differences between two descriptors. In the MAP-Elites algorithms, the BD space is discretised into a grid, where each cell is associated with one BD type. It means each solution belongs to at most one cell in the behavioural space (the map). Map-Elite algorithms typically keep only the best solution in each cell. When a solution is generated, it is assessed and potentially added to the cell with the associating BD. If the cell is empty, the solution occupies the cell; otherwise, the best solution is kept in the cell. The map aids in understanding and visualising the distribution of high-quality TTP solutions. For instance, how much we should move away from the optimal TSP tour and the optimal KP solution to generate high-performing TTP solutions.

Generally, the behavioural space can be extremely large. Thus, it is rational to limit the map to a promising part of the space; otherwise, either the number or the size of the cells increases severely, and as a result the performance and efficiency of the algorithms is undermined. As mentioned, a TTP solution consists of a tour and a packing list

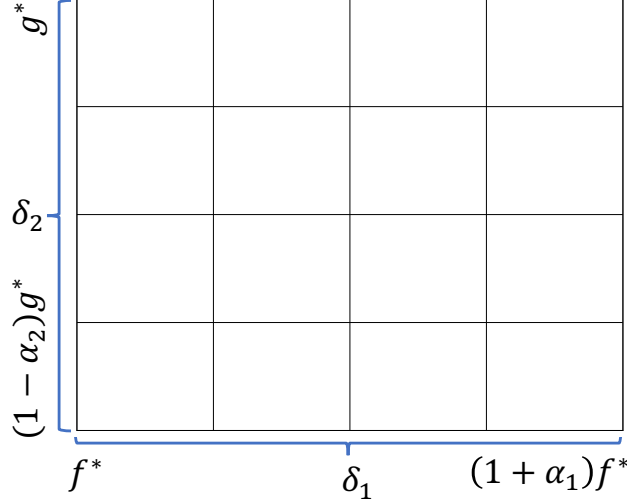


Figure 1: The representation of an empty map. There are  $\delta_1 \times \delta_2$  cells within the map.

---

**Algorithm 1** The MAP-Elites-based algorithm

---

- 1: Find the optimal/near-optimal values of the TSP and the KP by algorithms in Nagata and Kobayashi (2013); Toth (1980), respectively.
  - 2: Generate an empty map and populate it with the initialising procedure.
  - 3: **while** termination criterion is not met **do**
  - 4:   Generate an offspring and calculate the TSP and the KP scores.
  - 5:   **if** The TSP and the KP scores are within  $\alpha_1\%$  and  $\alpha_2\%$  gaps to the optimal values of BD. **then**
  - 6:     Find the corresponding cell to the TSP and the KP scores.
  - 7:     **if** The cell is empty **then**
  - 8:       Store the offspring in the cell.
  - 9:     **else**
  - 10:      Compare the offspring and the individual occupying the cell and store the best individual in terms of TTP score in the cell.
- 

that belong to the TSP and the KP components of the problem. Although solving each sub-problems separately does not necessarily result in a high-quality TTP solution, a TTP solution should score fairly good in both features in order to gain high profits. Thus, we focus on solutions within  $\alpha_1$  and  $\alpha_2$  percents gap to the optimal TSP value ( $f^*$ ) and the optimal KP value ( $g^*$ ), respectively. In this study  $\alpha_1$  and  $\alpha_2$  are set to 5 and 20, respectively, based on initial experimental investigations. Figure 1 depicts an empty map. There are  $\delta_1 \times \delta_2$  cells. Cell  $(i, j)$ ,  $1 \leq i \leq \delta_1$ ,  $1 \leq j \leq \delta_2$  contains the best found solution with TSP score in  $\left[ f^* + (i - 1) \left( \frac{\alpha_1 f^*}{\delta_1} \right), f^* + (i) \left( \frac{\alpha_1 f^*}{\delta_1} \right) \right)$  and KP score in  $\left[ (1 - \alpha_2)g^* + (j - 1) \left( \frac{\alpha_2 g^*}{\delta_2} \right), (1 - \alpha_2)g^* + (j) \left( \frac{\alpha_2 g^*}{\delta_2} \right) \right)$ , the corresponding BD. The cell  $(1, \delta_2)$  consists of TTP solutions with TSP and KP values closest to the optimum. We use EAX Nagata and Kobayashi (2013) and dynamic programming (DP) Toth (1980) to compute  $f^*$  and  $g^*$  for the TTP instances.

Algorithm 1 describes the BMBEA. The initialising procedure and the operators to generate a new TTP solution will be discussed later. Having generated an empty map, we populate it with an initialising procedure. After generating offspring, we calculate the TSP score and the KP score of the offspring. If the TSP and the KP scores are within  $\alpha_1\%$  and  $\alpha_2\%$  gap of the optimal values, respectively, we find the cell corresponding to those scores; otherwise, the offspring is discarded. If the corresponding cell is empty, the offspring is kept in the cell; otherwise, we compare the offspring and the individual in the cell and keep the individual with highest TTP score. We repeat steps 3 to 10 until a termination criterion is met.

Evolutionary algorithms require some operators to generate new solutions (offspring) from old ones (parents); BMBEA is no exception. One can see the generating of TTP solutions as a bi-level process. First, new tours can be generated by mutation or crossovers; then, we can compute a suitable packing list for the new tours to have complete TTP solutions.

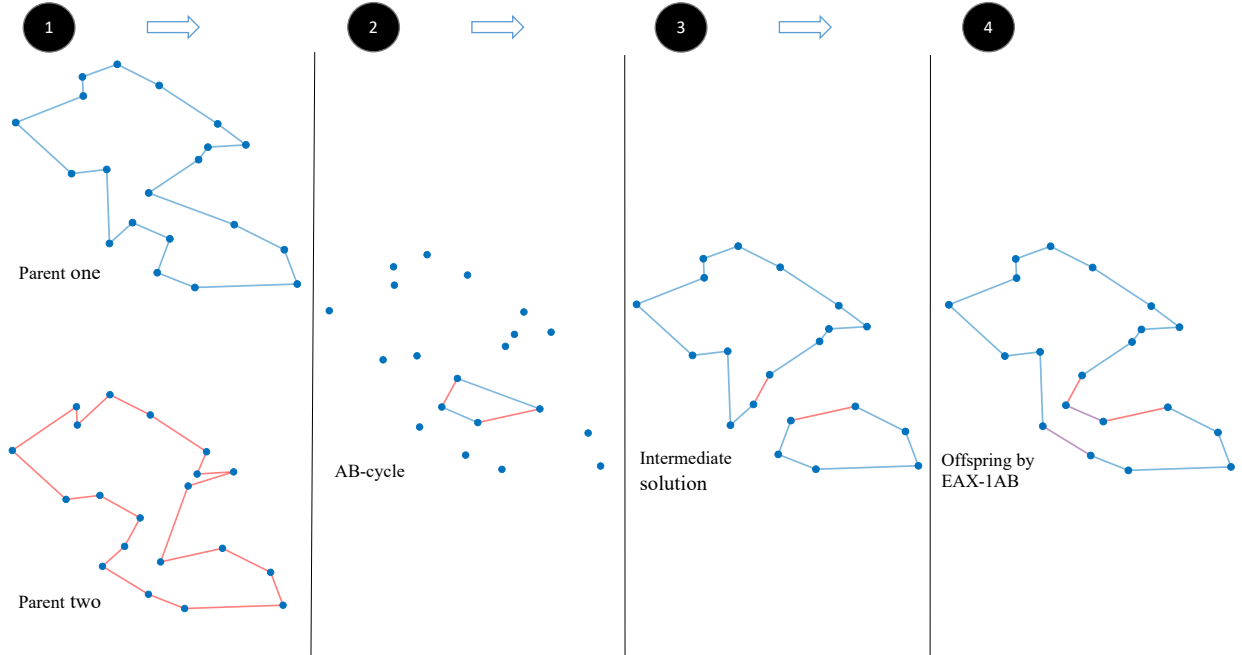


Figure 2: The representation of the steps to implement EAX.

### 3.1 Search Operators for TSP

We consider EAX crossover Nagata and Kobayashi (2013) to generate new TSP tours. EAX is a highly performing TSP crossover known as one of the state-the-of-the-art operators in solving TSP. EAX has several variants; we incorporate the EAX-1AB due to its simplicity and efficiency. The EAX consists of four steps. Figure 2 depicts the four steps to implement the EAX-1AB.

- Selection: Selecting two parents uniformly at random (Fig 2.1).
- AB-cycle: Generating one AB-cycle from the two parents by alternatively choosing edges from first and second parents until a cycle is formed (Fig 2.2).
- Intermediate Solution: Copying all edges of the first parent to the offspring; then removing the AB-cycle's edges that belong to the first parent from the offspring, and adding the other edges of the AB-cycle to it (Fig 2.3).
- The Complete Tour: Connecting all sub-tours of the intermediate solution to form a complete tour (Fig 2.4).

We refer the interested readers to Nagata and Kobayashi (2013) for more details about the process of generating a new tour by the EAX. Alternatively, 2-OPT can be used to generate the TSP tours. 2-OPT is a random neighbourhood search, where two elements of a permutation are selected uniformly at random. Having these elements swapped, we reorder the elements in between in a backward direction.

### 3.2 Search Operators for KP

In the second phase, we optimise the packing list to match the TSP tour and form a good TTP solution. To this mean, inner algorithms are required to optimise the packing list. When the tour is fixed, and the packing list is optimised, the problem is referred to as Packing While Traveling (PWT) Polyakovskiy et al. (2014) in the literature. Neumann et al. (2018b) introduced a DP algorithm to solve the PWT problem to the optimality.

#### 3.2.1 Dynamic Programming

DP is a classical approach in solving the KP. Here, we employ the DP introduced in Neumann et al. (2018b) to solve the PWT problem. The DP includes a table  $\beta$  consisting of  $W$  rows and  $m$  columns. In the DP, items are processed in the

order that their corresponding node appears in the tour. For example,  $I_i$  is processed sooner than  $I_j$ , if the node to which  $I_i$  belongs is visited sooner than the node of  $I_j$ . If two items belong to the same node, they are processed according to their indices. The entry  $\beta_{i,j}$  represents the maximal profit that the thief can obtain among all combinations of items  $I_k$  with  $I_k \preceq I_i$  bringing about the weight exactly equal to  $j$ . If no combinations lead to the weight  $j$ ,  $\beta_{i,j}$  is set to  $-\infty$ .

Let denote the profit of the empty set by  $B(\emptyset)$ , that is equal to traveling cost with an empty knapsack. Moreover, we denote the profit by  $B(I_i)$  when only item  $I_i$  is collected. Thus, for the first item  $I_i$  (the first row of the table  $\beta$ ) based on the order aforementioned, we have:

$$\beta_{i,0} = B(\emptyset), \quad \beta_{i,w_i} = B(I_i), \quad \beta_{i,j} = -\infty, \forall j \notin \{0, w_i\}$$

For the rest of the table, let show the predecessor of  $I_i$  by  $I_k$ , each entry  $\beta_{i,j}$  can be computed from  $\max(\beta_{k,j}, T)$ , where

$$T = \beta_{k,j-w_i} + p_i - R \sum_{l=1}^n d_l \left( \frac{1}{\nu_{max} - \nu_j} - \frac{1}{\nu_{max} - \nu_j - w_i} \right)$$

The  $\max_j \beta_{m,j}$  is reported as the optimal profit that the thief can gain from the given tour. Although DP can provide us with the optimal packing list for a given tour, the run-time is quite long. Considering that we compute the packing list in the second level of a bi-level optimisation, it can affect the time efficiency of the BMBEA. Therefore, we propose an EA here as an alternative. The interested readers are referred to Neumann et al. (2018b), which analysed the run-time of the DP.

### 3.2.2 (1 + 1) Evolutionary Algorithm

The (1 + 1) EA is a well-known simple EA that converges fast since it only keeps the best-found solution. First, the new tour generated by the TSP operators inherits its parent's packing list. Next, a new packing list is generated by mutation. If the new packing list results in a higher TTP score, the new packing list is replaced with the old one. We continue these steps until a termination criterion is met. For mutation, the bit-flip is used, where each bit is independently flipped by mutation rate  $\frac{1}{m}$ .

The mutation can result in packing lists violating the knapsack's capacity. We incorporate a repair function into the (1 + 1) EA to avoid the violation. After the offspring is mutated, the repair function fixes the offspring's violation. The repair function removes collected items uniformly at random one by one until the packing list complies with the capacity constraint.

### 3.3 Initialisation

One may notice that it is doubtful to populate the map with random solutions. This is because, the map only accepts TTP individuals with fairly good TSP and KP scores. Therefore, a heuristic approach is required to populate the map initially. Since we use the EAX-based algorithm in Nagata and Kobayashi (2013) to find the optimal/near optimal TSP value, and by considering that the algorithm is population-based, we can use the tours of the algorithm's final population. Having extracted the tours, we can compute an good quality packing list for each tour by one of the KP operators mentioned in section 3.2. This results in TTP solutions with high TSP and KP scores and lets us populate the map at the beginning of the BMBEA.

## 4 Experimental Investigation

In this section, we use the BMBEA to compute a set of solutions for several TTP instances; then, we plot the map to illuminate the distribution of the solutions over the space of  $f$  and  $g$ . Moreover, we comprehensively compare different search operators and their effects on the distributions and the final maps. We consider the EAX and the 2-OPT for generating tours and the DP and the (1 + 1)EA for computing the packing lists. Employing the operators alternatively, we have four different operator settings. For the termination criterion, the algorithms are terminated when they reach 10000 iterations. Here, iteration is referred to as the main loop of the BMBEA. We used the TTP instances developed in Polyakovskiy et al. (2014). Table 1 presents the names of the instances that we used in the paper. Please note that we use the first instance of each sub-group except for the dsj1000. The renting price ( $R$ ) is set to zero in those instances; the issue makes the TTP instances turn to a KP.

### 4.1 Analysis of the maps

This section visualises and scrutinises the final map obtained from the BMBEA using different search operators, namely EAX, 2-OPT, KP, and (1 + 1)EA. Figure 3 visualises the final maps obtained from the four competitors in instances 3,

No.	Original Name	No.	Original Name
1	eil51_n50_bounded-strongly-corr_01	18	a280_n279_uncorr_01
2	eil51_n150_bounded-strongly-corr_01	19	rat575_n574_bounded-strongly-corr_01
3	eil51_n250_bounded-strongly-corr_01	20	rat575_n574_uncorr-similar-weights_01
4	eil51_n50_uncorr-similar-weights_01	21	rat575_n574_uncorr_01
5	eil51_n150_uncorr-similar-weights_01	22	dsj1000_n999_bounded-strongly-corr_02
6	eil51_n250_uncorr-similar-weights_01	23	dsj1000_n999_uncorr-similar-weights_06
7	eil51_n50_uncorr_01	24	dsj1000_n999_uncorr_04
8	eil51_n150_uncorr_01	25	u2152_n2151_bounded-strongly-corr_01
9	eil51_n250_uncorr_01	26	u2152_n2151_uncorr-similar-weights_01
10	pr152_n151_bounded-strongly-corr_01	27	u2152_n2151_uncorr_01
11	pr152_n453_bounded-strongly-corr_01	28	fnl4461_n4460_bounded-strongly-corr_01
12	pr152_n151_uncorr-similar-weights_01	29	fnl4461_n4460_uncorr-similar-weights_01
13	pr152_n453_uncorr-similar-weights_01	30	fnl4461_n4460_uncorr_01
14	pr152_n151_uncorr_01	31	dsj1000_n999_uncorr_02
15	pr152_n453_uncorr_01	32	dsj1000_n999_uncorr_03
16	a280_n279_bounded-strongly-corr_01	33	dsj1000_n999_uncorr-similar-weights_03
17	a280_n279_uncorr-similar-weights_01	34	dsj1000_n999_uncorr-similar-weights_04

Table 1: The names of the TTP instances are used in the paper.

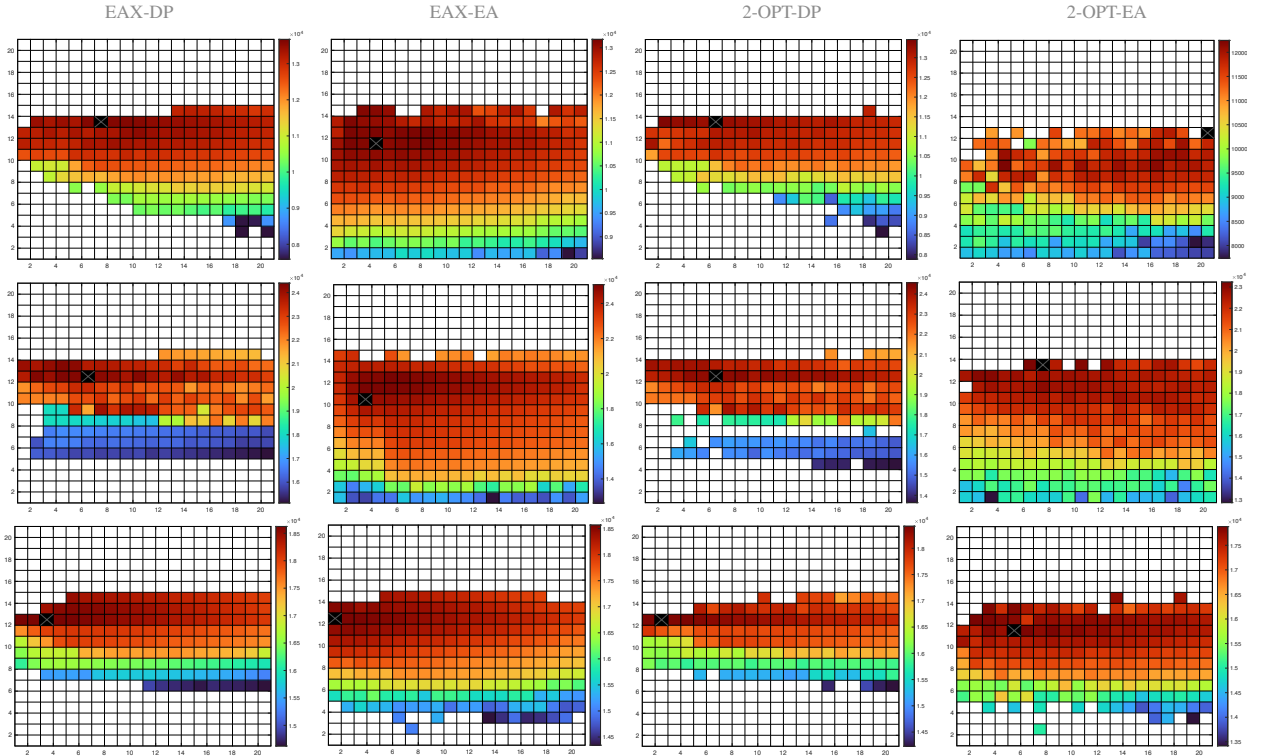


Figure 3: The distribution of TTP solutions of the four competitors over the behaviour space on instance `eil51_n250_bounded-strongly-corr_01` (top), `pr152_n453_bounded-strongly-corr_01` (middle), and `a280_n279_bounded-strongly-corr_01` (bottom). The cells are coloured based on the average TTP scores of the solutions in the cell over ten independent runs.

12, and 16. The TSP value increases when we move in the direction of  $x$  axis, while moving in the  $y$  axis results in a rise in the KP score. Since the TSP is a minimisation and the KP is a maximisation problem, the cell (1,20) consists of the solution with a BD closest to  $f^*$  and  $g^*$ . The maps' cells are coloured based on the average TTP score of the solution within the cells out of 10 independent runs; the hotter colour, the higher TTP score. Moreover, the cells with the best average score are coloured in black. As we can observe, the west part of the maps tends to contain better TTP solutions. In 8 out of 9 cases, the best solutions are located in a BD of  $(1, 1.005)f^*$  and  $(0.9, 0.95)g^*$ . Moreover, the figure shows that the maps obtained from BMBEAs using EAX have more hot-coloured cells than the ones with 2-OPT have, which shows the consistency of EAX in generating high-quality solutions. Turning to the comparison between DP and  $(1 + 1)$ EA, the latter can populate a larger part of the map.

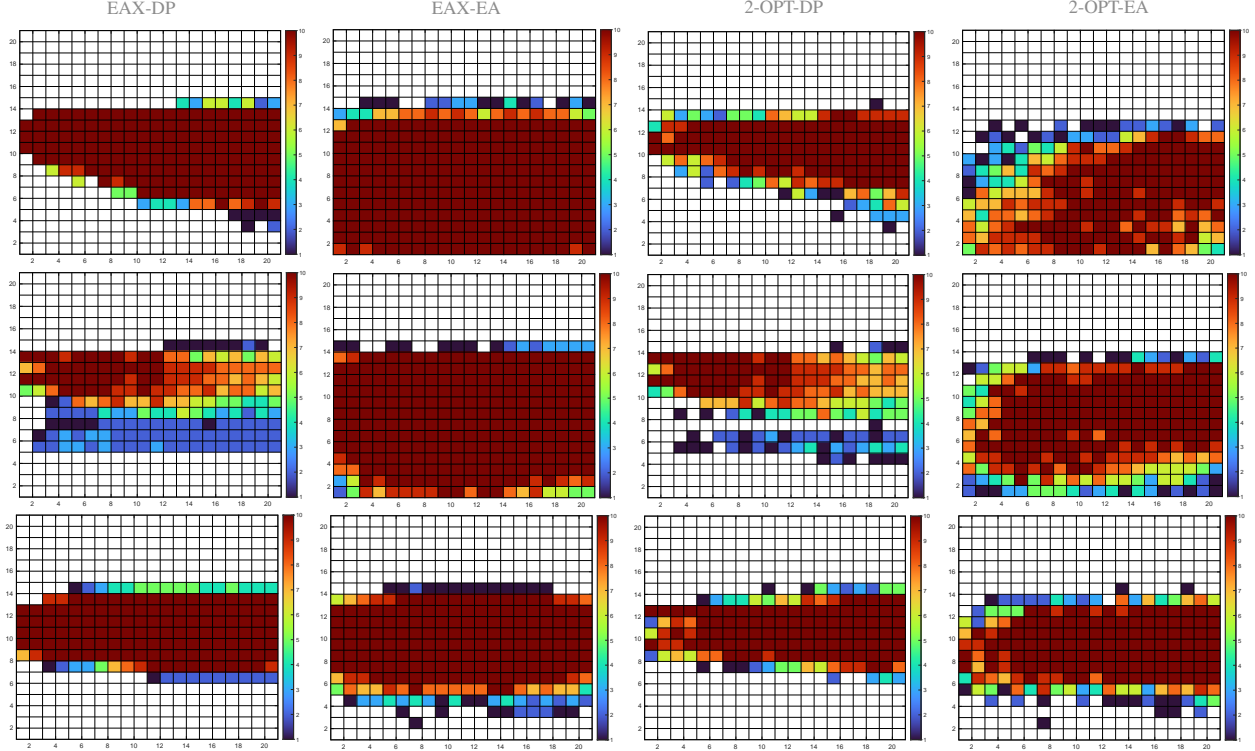


Figure 4: The frequency of cells housing a TTP solution over 10 independent runs on on instance eil51\_n250\_bounded-strongly-corr\_01 (top), pr152\_n453\_bounded-strongly-corr\_01 (middle), and a280\_n279\_bounded-strongly-corr\_01 (bottom).

Figure 4 illustrates the frequency of cells containing a solution in ten independent runs. The instances are the same as Figure 3. Here, a hotter colour indicates a higher frequency. The figure depicts that the algorithms cannot populate the cells close to the optimal KP. Because, the algorithms compute the packing list as the second level of a bi-level optimisation procedure. Thus, the KP values are constrained by the given tour. More interestingly, the most of the cells corresponding to the KP values close to  $(1 - \alpha_2)g^*$  also remain empty for the same reason, especially when DP is used. Moreover, one may notice that the most red-coloured cells in Figure 3 are coloured red here as well. It illustrates a proportional relationship between the quality of solutions and the frequency. Furthermore, the cells associated with low TSP values (left) of maps are more likely to be empty compared to the other side. As the TSP value increases, so does the number of tours resulting in such a TSP value rise. This results in a more diverse set of tours and eventually a more diverse set of packing lists and a broader range of the KP score.

## 4.2 Best found TTP Solutions

We, now, compare the search operators, EAX, 2OPT, DP, and  $(1 + 1)$ EA, in terms of the best found TTP solution in this section. We consider instances in a range of 51 to 280 cities and 50 to 453 items from Polyakovskiy et al. (2014). Table 2 shows the average and the best TTP solutions, and the average CPU time in ten independent runs for the four competitors and the best-known TTP values. Note that the best-known values are obtained from Chagas and Wagner (2020) which are the best values among the results of their two proposed algorithms and 21 algorithms analysed in Wagner et al. (2018). The results indicate that EAX outperforms 2-OPT in terms of TTP score in most cases. The observations are confirmed by a Kruskal-Wallis test at significance level 5% and Bonferroni correction. Turning to the comparison of the KP operators,  $(1 + 1)$ EA yields very decent objective values and can compete with DP, which results in the optimal packing list. On the other hand, the run times of  $(1 + 1)$ EA are significantly shorter; for example, the EAX-EA averagely finishes the 10000 iterations in 263 seconds on instance 3, whereby the figure is about 19895 seconds for EAX-DP. In general, an increase in the size of instances severely affects the run time of the BMBEA using DP. This is while the run time of algorithm employing  $(1 + 1)$ EA remains in a reasonable range. More Interestingly, Table 2 also indicates that all variants of BMBEA result in very decent TTP scores. In most cases, such as 1,2,3,4,5,6,16,



Table 2: Comparison of the search operators in terms of the TTP score and CPU time on the small size instances. In columns Stat the notation  $X^+$  means the median of the measure is better than the one for variant  $X$ ,  $X^-$  means it is worse, and  $X^*$  indicates no significant difference. Stat shows the results of Kruskal-Wallis statistical test at significance level 5% and Bonferroni correction.

Instance	EAX-DP (1)				EAX-EA (2)				Best-known value
	Average	Stat	Best	CPU time	Average	Stat	Best	CPU time	
01	4462.2	2*3+4+	4465	83.2	4446.7	1*3+4+	4459.9	36.8	4269.4
02	8289.9	2+3*4+	8293.8	2305	8032	1-3+4*	8195.6	128.2	7532
03	13672.1	2+3+4+	13672.1	19895.2	13388.5	1-3+4+	13648.2	263.4	12804
04	1600.3	2*3+4+	1607.5	36.8	1594.1	1*3+4+	1603.7	35.4	1448.5
05	4804.4	2*3+4+	4836.6	265.3	4760.4	1*3+4+	4809.7	119.8	4365
06	6834.5	2*3+4+	6854.4	876.1	6710.6	1*3+4+	6841	251.9	6359
07	3204.7	2*3+4+	3227.1	42.9	3120.4	1*3+4+	3223.4	35.6	2851.1
08	7854.2	2*3+4+	7854.2	434.5	7848.4	1*3+4+	7854.2	120.8	7037
09	13644.8	2*3+4+	13644.8	2357.4	13638	1*3+4+	13644.8	235.6	12478
10	11150.1	2+3*4+	11150.2	3580.8	11048.4	1-3+4*	11133.1	123.2	11117.4
11	22995.8	2*3+4+	25564.1	211942.3	25010	1*3+4*	25398.5	555.5	25664.4
12	3555.8	2*3*4+	3649.9	249.9	3484.5	1*3+4*	3556	116.7	3791.9
13	13441.9	2+3+4+	13589.6	5195.8	13187.3	1-3+4+	13369.3	539.1	13556.9
14	5416.9	2*3+4+	5434.1	370.6	5415	1*3+4+	5415	108.4	5615
15	20506.8	2*3*4+	20506.8	15524.3	20501.7	1*3+4+	20506.8	496.5	20705.8
16	18662.8	2+3*4+	18703.1	40888.5	18396.8	1-3+4*	18491.7	274.9	18470
17	9392.6	2*3+4+	9514.8	1436.9	9268.4	1*3+4+	9369.6	248.9	9434
18	19785.2	2*3+4+	19889.3	3817.4	19710.7	1*3+4+	19791.3	230.8	19889.8

Instance	2-OPT-DP (3)				2-OPT-EA (4)				Best-known value
	Average	Stat	Best	CPU time	Average	Stat	Best	CPU time	
01	4423.1	1-2-4*	4449.4	66.8	4182.7	1-2-3*	4356.8	30.5	4269.4
02	8132.5	1*2-4+	8253.9	2197.1	7413.6	1-2*3-	7632.8	118.6	7532
03	13424.1	1-2-4+	13598.9	18558.1	11902.5	1-2-3-	12339.3	247.6	12804
04	1575	1-2-4*	1594.5	17.7	1527.5	1-2-3*	1568.7	26.7	1448.5
05	4712.8	1-2-4*	4753.5	230.3	4420.5	1-2-3*	4498.3	104.1	4365
06	6722.2	1-2-4+	6810.2	892.3	6106.4	1-2-3-	6282	234.1	6359
07	3071.3	1-2-4*	3140.5	25.3	2903.2	1-2-3*	3090.3	29	2851.1
08	7759.6	1-2-4*	7828.2	392	7379.6	1-2-3*	7696.3	108.8	7037
09	13534.9	1-2-4*	13594.9	2124.2	12690.3	1-2-3*	13100.9	229.7	12478
10	11153.2	1*2-4+	11231.7	3029.1	10308.7	1-2*3-	10456.3	109.4	11117.4
11	10227.7	1-2-4*	26154.3	79529.6	22334.6	1-2*3*	22850.3	554.6	25664.4
12	3547.9	1*2-4+	3640.1	212.5	3247.7	1-2*3-	3464.7	99.6	3791.9
13	13236.9	1-2-4+	13539.2	4483.5	12265.9	1-2-3-	12605.8	505.1	13556.9
14	5243.3	1-2-4*	5376.1	322.4	5029.2	1-2-3*	5218.1	91.7	5615
15	19945.5	1*2-4*	20468.7	13069.5	19057.7	1-2-3*	19747.6	470.5	20705.8
16	18467.5	1*2-4+	18564.1	35636.2	17158.5	1-2*3-	17397.2	246.2	18470
17	9204.4	1-2-4*	9435.7	1349.9	8658	1-2-3*	8801.6	229.5	9434
18	19382.7	1-2-4*	19590.1	3411.6	18611.1	1-2-3*	19027.2	214	19889.8

and 17, the introduced algorithms beat the best TTP scores. In instance 2, the TTP score is improved by 10 percent; The figure is 4, 6, and 11 percent for instances 1, 3, 4, and 5, respectively.

Since the DP is not time-efficient in larger instances, we consider the  $(1 + 1)$ EA for computing the packing list. Table 3 shows the results on 12 instances from 575 to 4661 cities and 574 to 4460 items. Here, the termination criterion increases to 100000 iterations. As one can observe, EAX dominates 2-OPT in these instances. Moreover, the algorithm using EAX improved the best found solution in 10 out of 12 instances. For example, the TTP score is significantly increased from 893 to 2576 in instance 4. As one can notice, the TTP score of the algorithm using 2-OPT is negative in this instance. Polyakovskiy et al. (2014) aimed to make the instances balanced in both sides of the TSP and the KP, but the TSP sub-problem is more dominating in some of the instances of the dsj1000 sub-group. The traveling cost is high in these particular instances, and the items do not compensate for the high cost. Having the TSP sub-problem more dominating, it is not surprising that the EAX outperforms the 2-OPT. Moreover, in four other instances in the dsj1000 sub-group, the TSP part of instances dominates the KP sub-problem even more such that the best-known values are

Table 3: Performance of the MAP-Elite based approach in terms of the TTP score. The notations are in line with Table 2.

In.	EAX-EA Average	(1) Stat	Best	2-OPT-EA Average	(2) Stat	Best	Best-known value
19	34746.5	2 <sup>+</sup>	35427.4	31421.7	1 <sup>-</sup>	32054.6	32993.1
20	20513.6	2 <sup>+</sup>	20834.3	19173.2	1 <sup>-</sup>	19388.6	19379.7
21	37895.6	2 <sup>+</sup>	38299.6	36093.9	1 <sup>-</sup>	36448.2	35015.2
22	1657.2	2 <sup>+</sup>	2575.5	-2576.8	1 <sup>-</sup>	-1374.9	893.4
23	52561.1	2 <sup>+</sup>	54884	49531.3	1 <sup>-</sup>	50297.4	51303.4
24	29229.2	2 <sup>+</sup>	31594.9	26465.4	1 <sup>-</sup>	26959.1	28304
25	109653.6	2 <sup>+</sup>	110510	100572.4	1 <sup>-</sup>	102396.9	105908.1
26	73922.7	2 <sup>+</sup>	75388.1	71037.8	1 <sup>-</sup>	72235.6	72308.7
27	116130.6	2 <sup>+</sup>	119997.2	110629.5	1 <sup>-</sup>	113817.5	108236.1
28	262758.6	2 <sup>+</sup>	264654.6	244346.7	1 <sup>-</sup>	245597	263040.2
29	132208.5	2 <sup>+</sup>	132430	127773	1 <sup>-</sup>	128588.1	131486.2
30	238596.9	2 <sup>+</sup>	241263.1	234120.5	1 <sup>-</sup>	235595.3	233343

Table 4: Performance of the MAP-Elite based approach on the unbalanced instances. The notations are in line with Table 2

In.	EAX-EA Average	(1) Stat	Best	2-OPT-EA Average	(2) Stat	Best	Best-known value
31	-48537.3	2 <sup>+</sup>	-47907.1	-51704.2	1 <sup>-</sup>	-50721.7	-49149.9
32	-6517.3	2 <sup>+</sup>	-4516.8	-9741.1	1 <sup>-</sup>	-8965.4	-7714.6
33	-62735	2 <sup>+</sup>	-61254.4	-66077.1	1 <sup>-</sup>	-64351.6	-61709.1
34	-23022.7	2 <sup>+</sup>	-21641	-26962.2	1 <sup>-</sup>	-25647.6	-19215.2

negative. It is likely that the global optimum is located on the negative side of the search space in these four instances. We investigate the four instances separated from the others due to the dominance of the TSP sub-problem over the KP. It means that the high-quality TTP solutions are closer to the TSP optimal value and more away from the KP optimal values. The current  $\alpha_1$  and  $\alpha_2$  are set for the balance instances. Thus, we need to reset the  $\alpha_1$  and  $\alpha_2$  in order to populate the map. Based on initial experimental investigations, we set  $\alpha_1$  and  $\alpha_2$  to 2 and 60 percent, respectively. Table 4 summarises the results on the four instances. The EAX, as expected, outperforms the 2-OPT in all four cases. More importantly, the EAX-based algorithm improved the TTP values for instances 31, 32, and 33 by 1.2 and 41, and 0.7 percent, respectively.

## 5 Conclusion

In this study, we incorporated the concept of QD into solving the TTP. To the best of our knowledge, this is the first time that QD concept have been used for solving a combinatorial problem. The behaviour descriptor for our approach is defined on the TSP and the KP scores of a TTP solution. Having defined a 2D MAP-Elite, we introduced the BMBEA algorithm to generate high-quality TTP solutions. BMBEA involves EAX crossover to create new tours. Afterwards, the algorithm computes a high-quality packing list by dynamic programming or the (1+1) EA. By visualising the map obtained from BMBEA, we observed the distribution of high-performing TTP solutions over the behavioural space of TSP and KP. Moreover, we conducted a comprehensive experimental comparison involving four different search operators for BMBEA. The results showed the BMBEA using EAX, and the (1 + 1)EA performs well in terms of quality of solutions and CPU time. In addition, BMBEA improved the best TTP scores on several instances.

It would be interesting to incorporate more complex MAP-Elite approaches such as CVT-MAP-Elites Vassiliades et al. (2018) into the introduced algorithm. Using such an approach can discretise the behavioural space more intelligently. Moreover, several multi-component combinatorial optimisation problems can be found in literature where QD is highly beneficial to understanding of the inter-dependencies of components and the distribution of solutions in the behavioural space.

## Acknowledgement

This work was supported by the Australian Research Council through grants DP190103894 and FT200100536, and by the South Australian Government through the Research Consortium "Unlocking Complex Resources through Lean Processing".

## References

- Mohammad Reza Bonyadi, Zbigniew Michalewicz, and Luigi Barone. 2013. The travelling thief problem: The first step in the transition from theoretical problems to realistic problems. In *IEEE Congress on Evolutionary Computation*. IEEE, 1037–1044.
- Mohammad Reza Bonyadi, Zbigniew Michalewicz, Michal Roman Przybylek, and Adam Wierzbicki. 2014. Socially inspired algorithms for the travelling thief problem. In *GECCO*. ACM, 421–428.
- Mohammad Reza Bonyadi, Zbigniew Michalewicz, Markus Wagner, and Frank Neumann. 2019. Evolutionary Computation for Multicomponent Problems: Opportunities and Future Directions. In *Optimization in Industry*. Springer, 13–30.
- Jakob Bossek, Aneta Neumann, and Frank Neumann. 2021. Breeding diverse packings for the knapsack problem by means of diversity-tailored evolutionary algorithms. In *GECCO*. ACM, 556–564.
- Jakob Bossek and Frank Neumann. 2021. Evolutionary diversity optimization and the minimum spanning tree problem. In *GECCO*. ACM, 198–206.
- Jonatas B. C. Chagas and Markus Wagner. 2020. A weighted-sum method for solving the bi-objective traveling thief problem. *CoRR* abs/2011.05081 (2020).
- Konstantinos I. Chatzilygeroudis, Antoine Cully, Vassilis Vassiliades, and Jean-Baptiste Mouret. 2020. Quality-Diversity Optimization: a novel branch of stochastic optimization. *CoRR* abs/2012.04322 (2020).
- Jeff Clune, Jean-Baptiste Mouret, and Hod Lipson. 2013. Summary of "the evolutionary origins of modularity". In *GECCO (Companion)*. ACM, 23–24.
- Antoine Cully. 2020. Multi-Emitter MAP-Elites: Improving quality, diversity and convergence speed with heterogeneous sets of emitters. *CoRR* abs/2007.05352 (2020).
- Antoine Cully and Jean-Baptiste Mouret. 2013. Behavioral repertoire learning in robotics. In *GECCO*. ACM, 175–182.
- Anh Viet Do, Jakob Bossek, Aneta Neumann, and Frank Neumann. 2020. Evolving diverse sets of tours for the travelling salesperson problem. In *GECCO*. ACM, 681–689.
- Matthew C. Fontaine, Ruilin Liu, Ahmed Khalifa, Jignesh Modi, Julian Togelius, Amy K. Hoover, and Stefanos Nikolaidis. 2021. Illuminating Mario Scenes in the Latent Space of a Generative Adversarial Network. In *AAAI*. AAAI Press, 5922–5930.
- Matthew C. Fontaine, Julian Togelius, Stefanos Nikolaidis, and Amy K. Hoover. 2020. Covariance matrix adaptation for the rapid illumination of behavior space. In *GECCO*. ACM, 94–102.
- Theodoros Galanos, Antonios Liapis, Georgios N. Yannakakis, and Reinhard Koenig. 2021. ARCH-Elites: quality-diversity for urban design. In *GECCO Companion*. ACM, 313–314.
- Wanru Gao, Samadhi Nallaperuma, and Frank Neumann. 2021. Feature-Based Diversity Optimization for Problem Instance Classification. *Evol. Comput.* 29, 1 (2021), 107–128.
- Joel Lehman and Kenneth O. Stanley. 2011. Abandoning Objectives: Evolution Through the Search for Novelty Alone. *Evol. Comput.* 19, 2 (2011), 189–223.
- Alenrex Maity and Swagatam Das. 2020. Efficient hybrid local search heuristics for solving the travelling thief problem. *Appl. Soft Comput.* 93 (2020), 106284.
- Yuichi Nagata and Shigenobu Kobayashi. 2013. A Powerful Genetic Algorithm Using Edge Assembly Crossover for the Traveling Salesman Problem. *INFORMS J. Comput.* 25, 2 (2013), 346–363.
- Aneta Neumann, Jakob Bossek, and Frank Neumann. 2021. Diversifying greedy sampling and evolutionary diversity optimisation for constrained monotone submodular functions. In *GECCO*. ACM, 261–269.
- Aneta Neumann, Wanru Gao, Carola Doerr, Frank Neumann, and Markus Wagner. 2018a. Discrepancy-based evolutionary diversity optimization. In *GECCO*. ACM, 991–998.
- Aneta Neumann, Wanru Gao, Markus Wagner, and Frank Neumann. 2019. Evolutionary diversity optimization using multi-objective indicators. In *GECCO*. ACM, 837–845.

- Frank Neumann, Sergey Polyakovskiy, Martin Skutella, Leen Stougie, and Junhua Wu. 2018b. A Fully Polynomial Time Approximation Scheme for Packing While Traveling. In *ALGO CLOUD (Lecture Notes in Computer Science, Vol. 11409)*. Springer, 59–72.
- Adel Nikfarjam, Jakob Bossek, Aneta Neumann, and Frank Neumann. 2021a. Computing diverse sets of high quality TSP tours by EAX-based evolutionary diversity optimisation. In *FOGA*. ACM, 9:1–9:11.
- Adel Nikfarjam, Jakob Bossek, Aneta Neumann, and Frank Neumann. 2021b. Entropy-based evolutionary diversity optimisation for the traveling salesperson problem. In *GECCO*. ACM, 600–608.
- Sergey Polyakovskiy, Mohammad Reza Bonyadi, Markus Wagner, Zbigniew Michalewicz, and Frank Neumann. 2014. A comprehensive benchmark set and heuristics for the traveling thief problem. In *GECCO*. ACM, 477–484.
- Justin K. Pugh, Lisa B. Soros, and Kenneth O. Stanley. 2016. Quality Diversity: A New Frontier for Evolutionary Computation. *Frontiers Robotics AI* 3 (2016), 40.
- Justin K. Pugh, Lisa B. Soros, Paul A. Szerlip, and Kenneth O. Stanley. 2015. Confronting the Challenge of Quality Diversity. In *GECCO*. ACM, 967–974.
- Nemanja Rakicevic, Antoine Cully, and Petar Kormushev. 2021. Policy manifold search: exploring the manifold hypothesis for diversity-based neuroevolution. In *GECCO*. ACM, 901–909.
- Kirby Steckel and Jacob Schrum. 2021. Illuminating the space of beatable lode runner levels produced by various generative adversarial networks. In *GECCO Companion*. ACM, 111–112.
- Paolo Toth. 1980. Dynamic programming algorithms for the Zero-One Knapsack Problem. *Computing* 25, 1 (1980), 29–45.
- Tamara Ulrich and Lothar Thiele. 2011. Maximizing population diversity in single-objective optimization. In *GECCO*. ACM, 641–648.
- Vassilis Vassiliades, Konstantinos I. Chatzilygeroudis, and Jean-Baptiste Mouret. 2018. Using Centroidal Voronoi Tessellations to Scale Up the Multidimensional Archive of Phenotypic Elites Algorithm. *IEEE Trans. Evol. Comput.* 22, 4 (2018), 623–630.
- Markus Wagner. 2016. Stealing Items More Efficiently with Ants: A Swarm Intelligence Approach to the Travelling Thief Problem. In *ANTS Conference (Lecture Notes in Computer Science, Vol. 9882)*. Springer, 273–281.
- Markus Wagner, Marius Lindauer, Mustafa Misir, Samadhi Nallaperuma, and Frank Hutter. 2018. A case study of algorithm selection for the traveling thief problem. *J. Heuristics* 24, 3 (2018), 295–320.
- Junhua Wu, Markus Wagner, Sergey Polyakovskiy, and Frank Neumann. 2017. Exact Approaches for the Travelling Thief Problem. In *SEAL (Lecture Notes in Computer Science, Vol. 10593)*. Springer, 110–121.
- Mohamed El Yafrani and Belaïd Ahiod. 2015. Cosolver2B: An efficient local search heuristic for the Travelling Thief Problem. In *AICCSA*. IEEE Computer Society, 1–5.
- Mohamed El Yafrani and Belaïd Ahiod. 2018. Efficiently solving the Traveling Thief Problem using hill climbing and simulated annealing. *Inf. Sci.* 432 (2018), 231–244.
- Enrico Zardini, Davide Zappetti, Davide Zambrano, Giovanni Iacca, and Dario Floreano. 2021. Seeking quality diversity in evolutionary co-design of morphology and control of soft tensegrity modular robots. In *GECCO*. ACM, 189–197.
- Wiem Zouari, Inès Alaya, and Moncef Tagina. 2019. A new hybrid ant colony algorithms for the traveling thief problem. In *GECCO (Companion)*. ACM, 95–96.