

DuQM: A Chinese Dataset of Linguistically Perturbed Natural Questions for Evaluating the Robustness of Question Matching Models

Hongyu Zhu^{1*}, Yan Chen^{2*}, Jing Yan^{2*}, Jing Liu², Yu Hong¹, Ying Chen²,
Hua Wu², Haifeng Wang²

¹School of Computer Science and Technology, Soochow University, China

²Baidu Inc., Beijing, China

{hines.zhu, tianxianer}@gmail.com

{chenyan22, yanjing09, liujing46, chenying04, wu_hua, wanghaifeng}@baidu.com

Abstract

In this paper, we focus on studying robustness evaluation of Chinese question matching. Most of the previous work on analyzing robustness issue focus on just one or a few types of artificial adversarial examples. Instead, we argue that it is necessary to formulate a comprehensive evaluation about the linguistic capabilities of models on natural texts. For this purpose, we create a Chinese dataset namely **DuQM** which contains natural questions with linguistic perturbations to evaluate the robustness of question matching models. DuQM contains 3 categories and 13 subcategories with 32 linguistic perturbations. The extensive experiments demonstrate that DuQM has a better ability to distinguish different models. Importantly, the detailed breakdown of evaluation by linguistic phenomenon in DuQM helps us easily diagnose the strength and weakness of different models. Additionally, our experiment results show that the effect of artificial adversarial examples does not work on the natural texts.

1 Introduction

The task of *Question Matching (QM)* aims to identify the question pairs that have the same meaning, and it has been widely used in many applications, e.g. community question answering and intelligent customer services, etc. Though neural QM models have shown compelling performance on various datasets, including Quora Question Pairs (QQP) (Iyer et al., 2017), LCQMC (Liu et al., 2018), BQ (Chen et al., 2018) and AFQMC¹, neural models are often not robust to adversarial examples, which means that the neural models predict unexpected outputs given just a small perturbations on the inputs. As the example 1 in Tab. 1 shows, a

model might not distinguish the minor difference (“*面 noodles*”) between the two sentences, and thus predicts the two questions semantically equivalent.

Recently, it attracts a lot of attentions from the research community to deal with the robustness issues of neural models on various NLP tasks, such as question matching, natural language inference and machine reading comprehension. Early works examine the robustness of neural models by creating a certain types of artificial adversarial examples (Jia and Liang, 2017; Alzantot et al., 2018; Ren et al., 2019; Jin et al., 2020), and involving human-and-model-in-the-loop to create dynamic adversarial examples (Nie et al., 2020; Wallace et al., 2019). Further studies discover that a few types of superficial cues (i.e. shortcuts) in the training data, are learned by the models and hence affect the model robustness (Gururangan et al., 2018; McCoy et al., 2019; Lai et al., 2021). Besides, several studies try to improve the robustness of the neural models by adversarial data augmentation (Min et al., 2020) and data filtering (Bras et al., 2020). All these efforts lead us to better find and fix the robustness issues to some extends.

However, there are several limitations in previous studies. First, the analysis and evaluation in previous work focus on just one or a few types of adversarial examples or shortcuts, but we need normative evaluation (Linzen, 2020; Ettinger, 2020; Phang et al.). The goal of the normative evaluation is not to fool a system by exploiting its particular weaknesses, but using systemically controlled datasets to comprehensively evaluate the basic linguistic capabilities of the models in a diverse and balanced way. Checklist (Ribeiro et al., 2020) and Textflint (Wang et al., 2021) are great attempts of normative evaluation. However, it is not clear that if the effects of the artificial adversarial methods on artificial examples are still shown on natural texts from the real-world applications (Morris et al., 2020). Moreover, to the best of our knowledge,

* Equal contribution. The work was done when Hongyu Zhu was doing internship at Baidu.

¹It is from Ant Technology Exploration Conference (ATEC) Developer competition, which is no longer available.

there are few Chinese datasets for QM robustness evaluation.

Towards this end, we create a Chinese dataset namely **DuQM** that contains natural questions with linguistic perturbation for evaluating the robustness of QM models. (1) By *linguistic*, we mean that this systematically controlled dataset provides a detailed breakdown of evaluation by linguistic phenomenon. As shown in Tab. 1, there are 3 categories and 13 subcategories with 32 linguistic perturbation in DuQM. In this way, we can evaluate and report the model performance by each category instead of just a single metric. This diverse design is great for model diagnostics. As shown in our experiments (see Sec. 4.4), DuQM helps diagnose the strength and weakness of different models. (2) By *natural*, we mean that all the questions in DuQM are natural ones issued by the users in a commercial search engine. This design can help us to properly evaluate the progress of a model’s robustness on natural texts rather than artificial texts which may not preserve semantics and introduce grammatical errors. As shown in the experiment results in Sec. 4.5, the effect of artificial adversarial examples does not work on the natural texts of DuQM.

The contributions of this paper can be summarized as follows:

- We create a Chinese dataset namely DuQM that contains linguistically perturbed natural questions from a commercial search engine. It is a systemically controlled dataset to test the basic linguistic capabilities of the models in a diverse way. The experimental results show that DuQM is challenging, and has better discrimination power to distinguish the models that perform comparably on other datasets (see Sec. 4.3).
- We conduct extensive experiments. It has been shown that the detailed breakdown of evaluation by linguistic phenomenon in DuQM help diagnose the advantages and disadvantages of different models (see Sec. 4.4). This demonstrates that the diverse and balanced design is great for model diagnostics.
- In addition, the experimental results show that the effect of artificial adversarial examples does not work on the natural texts of DuQM (see Sec. 4.5).

The remaining of this paper is organized as follows. Sec. 2 describes the 3 categories and 13 subcategories with 32 linguistic perturbation in DuQM. Sec. 3 gives the details of our approach

to constructing DuQM by following the designed categories. In Sec. 4, we conduct extensive experiments to demonstrate the characteristics of DuQM. We conclude our work in Sec. 5.

2 Linguistic Perturbations in DuQM

The design of DuQM is aimed at a detailed breakdown of evaluation by linguistic phenomenon. Hence, we create DuQM by introducing a set of linguistic features that we believe are important for model diagnosis in terms of linguistic capabilities. Basically, 3 categories of linguistic features are used to build DuQM, i.e., lexical features (see Sec. 2.1), syntactic features (see Sec. 2.2), and pragmatic features (see Sec. 2.3). We list 3 categories, 13 subcategories with 32 operations of perturbation in Tab. 1. The detailed descriptions of all categories are given in this section.

2.1 Lexical Features

Lexical features are associated with vocabulary items, i.e. words. As a word is the smallest independent but meaningful unit of speech, an operation on a single word may change the meaning of the entire sentence. It is a basic but crucial capability for models to understand word and perceive word-level perturbations. To provide a fine-grained evaluation for model’s capability of lexical understanding, we further consider 6 subcategories:

Part of Speech. Parts of speech (POS), or word classes, describe the part a word plays in a sentence. DuQM considers 6 POS in Chinese grammar, including noun, verb, adjective, adverb, numeral and quantifier, which are content words that carry most meaning of a sentence. In this subcategory, we aim to test whether models can handle the word-level perturbations of these POS. As the example 1 in Tab. 1² shows, inserting only one noun "面 *noodles*" makes the sentence meaning different. Furthermore, in this subcategory we provides a set of examples focusing on phrase-level perturbations to check model’s capability on understanding word groups that act collectively as a single part of speech (see example 11).

Named Entity. Different from common nouns that refer to generic things, a named entity (NE) is a proper noun which refers to a specific real-world object. The close relation to world knowledge makes NE ideal for observing models’ under-

²All examples discussed in this section are presented in Column *Example and Translation* of Tab. 1.

| Category | Subcategory | Perturbation Operation | Label #Y / #N | BERT base | ERNIE base | RoBERTa large | MacBERT large | Examples and Translation |
|-------------------|------------------------------|------------------------|-----------------|-----------------|------------------|------------------|---|--|
| Lexical Feature | Part of Speech | insert n. | -/539 | <u>41.4±3.4</u> | 40.8±2.1 | 45.4±4.1 | 37.3±2.4 | E1: 鸡蛋怎么炒好吃 / 鸡蛋 面 怎么炒好吃 how to fry eggs / how to fry egg noodles |
| | | insert v. | -/131 | <u>39.4±0.4</u> | 33.8±2.6 | 39.9±3.1 | 29.5±3.8 | E2: 伤口用什么好 / 伤口用什么 消毒 好 what is good for the wound / how to disinfect the wound |
| | | insert adj. | -/458 | 23.5±1.9 | <u>19.2±3.7</u> | 18.1±2.4 | 10.4±2.1 | E3: 有哪些类型的app / 有哪些类型的 移动 apps what are types of apps / what are types of mobile apps |
| | | insert adv. | -/302 | 3.7±0.5 | <u>4.2±0.5</u> | 5.8±1.5 | 3.1±1.1 | E4: 为什么打嗝 / 为什么 老 打嗝 why burp / why always burp |
| | | replace n. | -/702 | 86.6±0.3 | 86.7±0.1 | 89.4±1.6 | <u>87.8±0.7</u> | E5: 申请美国 绿卡 流程 / 申请美国 签证 流程 U.S. green card application process / U.S. visa application process |
| | | replace v. | -/466 | 71.7±1.1 | 77.6±0.8 | <u>81.0±1.6</u> | 81.5±2.2 | E6: 为什么 下蹲 膝盖疼 / 为什么 下跪 膝盖疼 why knee pain when squatting / why knee pain when kneeling |
| | | replace adj. | -/472 | 74.3±2.1 | 80.0±1.0 | 82.7±1.1 | <u>82.7±1.6</u> | E7: 耳朵出血 严重 吗 / 耳朵出血 正常 吗 is the ear bleeding serious / is the ear bleeding normal |
| | | replace adv. | -/188 | 19.1±6.1 | 19.3±4.4 | 59.0±4.0 | <u>56.2±2.0</u> | E8: 为什么会 经常 头晕 / 为什么会 有点 头晕 why regularly feel dizzy / why slightly feel dizzy |
| | | replace num. | -/1116 | 83.2±1.4 | <u>91.4±0.4</u> | 88.1±0.5 | 91.9±1.1 | E9: 血压 130 /100高吗 / 血压 120 /100高吗 is blood pressure 130 /100 high / is blood pressure 120 /100 high |
| | | replace quantifier | -/22 | <u>30.3±6.9</u> | 25.7±5.2 | 27.3±0.0 | 34.8±10.5 | E10: 一 束 花多少钱 / 一 枝 花多少钱 how much is a bunch of flower / how much is a flower |
| | replace phrases | -/197 | <u>98.0±0.0</u> | 98.1±0.2 | 97.8±0.2 | 97.5±0 | E11: 如何 提高自己的记忆力 / 如何 增加自己的实力 how to improve my memory / how to increase my strength | |
| | Named Entity | replace loc. | -/458 | 96.0±0.6 | <u>95.7±0.2</u> | 94.7±0.4 | 94.5±0.5 | E12: 山西 春节习俗 / 陕西 春节习俗 Shanxi spring festival customs / Shanxi spring festival customs |
| | | replace org. | -/264 | 94.9±0.2 | <u>94.3±0.6</u> | 93.5±0.3 | 93.8±0.1 | E13: 北京邮电大学 附近酒店 / 南京邮电大学 附近酒店 hotels near BUPT / hotels near NUPT |
| | | replace person | -/468 | 90.3±1.3 | 91.0±0.9 | <u>92.3±1.3</u> | 93.2±1.1 | E14: 陈龙 的妻子 / 成龙 的妻子 wife of Long Chen / wife of Jackie Chan |
| | | replace product | -/170 | 83.7±2.6 | <u>88.2±2.1</u> | 86.0±1.7 | 88.8±4.4 | E15: iphone 6 多少钱 / iphone6x 多少钱 how much is iphone 6 / how much is iphone6x |
| | Synonym | replace n. | 405/- | 51.1±1.1 | 59.7±1.3 | <u>63.3±3.1</u> | 71.6±4.0 | E16: 猕猴桃 的功效 / 奇异果 的功效 health benefits of Chinese gooseberry / health benefits of Kiwi |
| | | replace v. | 372/- | 80.0±0.9 | 81.1±1.6 | <u>84.0±2.0</u> | 88.1±1.4 | E17: 什么果汁可以 减肥 / 什么果汁可以 减重 what juice can lose weight / what juice can slim |
| | | replace adj. | 453/- | 75.7±1.3 | 77.3±1.1 | <u>79.4±3.4</u> | 88.5±1.3 | E18: 有趣 搞笑 的广告词 / 幽默 搞笑 的广告词 funny advertising words / humorous advertising words |
| | | replace adv. | 26/- | 98.7±2.1 | <u>100.0±0.0</u> | <u>100±0.0</u> | 100.0±0.0 | E19: 总是 想睡觉 是因为 / 老是 想睡觉 是因为 why always want to sleep / why repeatedly want to sleep |
| | Antonym | replace adj. | -/305 | 50.6±3.4 | 69.6±2.9 | 91.7±2.3 | <u>90.7±2.3</u> | E20: 什么水果脂肪 低 / 什么水果脂肪 高 what fruit is low in fat / what fruit is high in fat |
| Negation | negate v. | -/153 | 69.9±9.6 | <u>88.9±1.3</u> | 88.4±0.9 | 91.4±3.4 | E21: 为什么宝宝哭 / 为什么宝宝 不 哭 why baby cries / why baby doesn't cry | |
| | negate adj. | -/139 | 73.1±8.5 | 84.2±1.2 | <u>88.0±2.9</u> | 89.4±1.0 | E22: 为什么苹果是红的 / 为什么苹果 不是 红的 why apple is red / why apple is not red | |
| | neg.+antonym | 59/- | 29.9±2.5 | 34.4±2.5 | <u>40.7±1.7</u> | 53.6±0.9 | E23: 激动 怎么办 / 无法 平静 怎么办 what to do if too excited / what to do if can't calm down | |
| Temporal word | insert | -/120 | 26.6±2.1 | 29.1±2.1 | 47.5±5.4 | <u>33.6±8.5</u> | E24: 北京会下雨吗 / 北京 明天 会下雨吗 will it rain in Beijing / will it rain in Beijing tomorrow | |
| | replace | -/114 | 44.1±6.1 | 67.8±2.6 | <u>70.4±6.1</u> | 78.6±5.8 | E25: 昨天 下雪 了吗 / 明儿 会下雪吗 was it snow yesterday / will it snow tomorrow | |
| Syntactic Feature | Symmetry | swap | 533/- | <u>97.3±0.4</u> | 98.0±0.1 | 93.3±0.9 | 92.5±1.9 | E26: 鱼 和 鸡蛋 能一起吃吗 / 鸡蛋 和 鱼 能一起吃吗 can I eat fish with egg / can I eat egg with fish |
| | Asymmetry | swap | -/497 | 14.5±2.0 | 18.3±3.7 | 52.0±4.6 | <u>49.1±10.8</u> | E27: 北京 到 上海 航班 / 上海 到 北京 航班 Beijing to Shanghai flights / Shanghai to Beijing flights |
| | Negative Asymmetry | swap + negate | 49/- | 47.6±3.4 | <u>37.4±7.7</u> | 23.1±6.7 | 29.9±1.9 | E28: 男人 比 女人 更 高 吗 / 女人 比 男人 更 矮 吗 are men taller than women / are women shorter than men |
| | Voice | insert passive word | 94/37 | <u>76.8±1.4</u> | 72.5±0.0 | 85.2±1.4 | 74.8±2.2 | E29: 梦见狗咬左腿 / 梦见 被 狗咬左腿 dreamed of being bitten by a dog / dreamed of being bitten by a dog |
| Pragmatic Feature | Misspelling | replace | 468/- | 68.0±2.0 | <u>65.1±0.2</u> | 63.5±1.8 | 63.2±1.6 | E30: 什么 纹身 适合我 / 什么 文身 适合我 what tattoo suits me / what tatoo suits me |
| | Discourse Particle (Simple) | insert or replace | 213/- | 98.7±0.57 | 98.4±0.23 | <u>99.5±0</u> | 99.8±0.23 | E31: 人为什么做梦 / 那么 人为什么做梦 why people dream / so why people dream |
| | Discourse Particle (Complex) | insert or replace | 131/- | 46.5±0.61 | 56.2±2.02 | <u>65.1±3.42</u> | 68.4±0.37 | E32: 附近最好的餐厅 / 求助我旁边 哪家餐厅 最好吃 ? best restaurant nearby / heelp!!! which restaurant is best in my area ? |
| Total | 13 | 32 | 2803/7318 | - | - | - | - | |

Table 1: Categories of DuQM (described in Sec. 2) and performance of 4 models on DuQM (discussed in Sec. 4). **Bold face** and underlined indicate the first and second highest accuracy for each testing scenario.

standing of the meaning of names and background knowledge about entities. In DuQM, we include *Named Entity* an independent subcategory to test the model’s behavior of named entity recognition, and focus on 4 types of NE most commonly seen, i.e., location, organization, person and product. Example 12 is a search query and its perturbation on NE. The two named entities, "山西 *Shanxi*" and "陕西 *Shaanxi*", are similar at character level but denote two different locations. We expect that the models can capture the subtle difference.

Synonym. A synonym is a word or phrase that means exactly or nearly the same as another word or phrase in a given language. This subcategory aims to test whether models can identify two semantically equivalent questions whose surface forms only differ in a pair of synonyms. As in example 16, the two sentences differ only in two words, both of which refer to Kiwifruit, so they have the same meaning.

Antonym. In contrast to synonyms, antonyms are words within an inherently incompatible binary relationship. This subcategory examines model’s capability on distinguishing words with opposed meanings. We mainly focus on adjective’s opposite, e.g., "高 *high*" and "低 *low*" (see example 20).

Negation. Negation is another way to express contradiction. To negate a verb or an adjective in Chinese, we normally put a negative before it, e.g., "不 *not*" before "哭 *cry*" (example 21), "不是 *not*" before "红的 *red*" (example 22). The negative before the verb or the adjective negates the statement. It is an effective way to analyze model’s basic skill of figuring out the contradictory meanings even there is only a minor change.

Moreover, we include some equivalent paraphrases with negation in this subcategory. In example 23, "无法平静 *can’t calm down*" is the negative paraphrase of "激动 *excited*", so that the paraphrase sentence is equivalent to the positive sentence. We believe that a robust QM system should be able to recognize this kind of paraphrase question pairs.

Temporal Word. Temporal reasoning is the relatively higher-level linguistic capability that allows the model to reason about a mathematical timeline. Unlike English, verbs in Chinese do not have morphological inflections. Tenses and aspects are expressed either by temporal noun phrases like "明天 *tomorrow*" (examples 24) or by aspect particles like "了 *le*", which indicates the completion of an action (examples 25). This subcategory focuses on

the temporal distinctions and helps us evaluate the models’ temporal reasoning capability.

2.2 Syntactic Features

While single word sense is important to question meaning, how words composed together into a whole also affects sentence understanding. We believe the the relations among words in a sentence is important information for models to capture, so we focus on several types of syntactic features in this category. We pre-define 4 linguistic phenomena that we believe is meaningful to locate model’s strength and weakness, and describe them here.

Symmetry. Sometimes paraphrases can be generated by only swapping the two conjuncts around in a structure of coordination. As shown in example 26, "鱼 *fish*" and "鸡蛋 *egg*" are joined together by the conjunction "和 *and*", which have the symmetric relation to each other. Even if we swap them around, the sentence meaning will not change. We name this subcategory *Symmetry*, with which we aim to explore if a model captures the inherent dependency relationship between words.

Asymmetry. Some words (such as "和 *and*") denote symmetric relations, while others (for example, preposition "到 *to*") denote asymmetric. Example 27 shows a sentence pair in which the word before the preposition "到 *to*" P is an adverbial and the word after it is the object. Swapping around the adverbial and the object of the prepositional phrase will definitely leads to a nonequivalent meaning. If a model performs well only on subcategory *Symmetry* or *Asymmetry*, it may rely on shortcuts instead of the understanding of the syntactic information.

Negative Asymmetry. To further explore the syntactic capability of QM model, DuQM includes a set of test examples which consider both syntactic asymmetry and antonym, and we name this category *Negative Asymmetry*. In example 28, the asymmetric relation between "男人 *men*" and "女人 *women*" and the opposite meaning of "高 *taller*" and "矮 *shorter*" resolve to an equivalent meaning. With this subcategory, we can better explore model’s capability of inferring more complex syntactic structure.

Voice. Another crucial syntactic capability of models is to differentiate active and passive voices. In Chinese, the most common way to express the passive voice is using Bei-constructions which feature a agentive case marker "被 *bei*". The subject of a

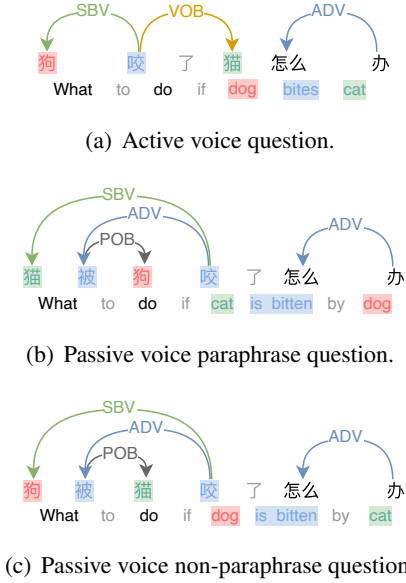


Figure 1: The dependency relations of active voice and passive voice questions.

Bei-construction is the patient of an action, and the object of the preposition "被*bei*" is the agent. Compared to Fig.1(a), the additional "被*bei*" and the change of word order of "猫*cat*" and "狗*dog*" in Fig.1(b) convert the sentence from active to passive voice, but the two sentences have the same meaning. If we further change the word order from Fig.1(b) to Fig.1(c), the sentence still uses passive voice but has different meaning.

Passive voice is not always expressed with an overt "被*bei*". Sometimes a sentence without any passive marker is still in passive voice. In example 29, although the first sentence is without "被*bei*", it expresses the same meaning as the second one. There are a set of active-passive examples in this category, which are effective to evaluate model's performance on active and passive voices.

2.3 Pragmatic Features

Lexical items ordered by syntactic rules are not all that make a sentence mean what it means. Context, or the communicative situation that influence language use, has a part to play. We include some pragmatic features in DuQM so as to observe whether models are able to understand the contextual meaning of sentences.

Misspelling. Misspellings are quite often seen by search engines and question-answering systems, which are mostly unintentional. Models should have the capability to capture the true intention of the questions with spelling errors to ensure the

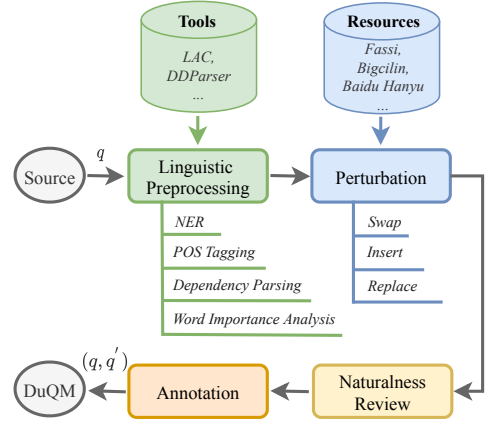


Figure 2: Construction process of DuQM.

robustness. In example 30, despite the misspelled word "文身*tattoo*" the two questions mean the same. In some real world situations, models should understand misspellings appropriately. For example, when users search a query but type in misspelling, a robust model will still give the correct result.

Discourse Particle. Discourse particles are words and small expressions that contribute little to the information the sentence convey, but play some pragmatic functions such as showing politeness, drawing attention, smoothing utterance, etc. As in example 32, the word "求助*help*" is used to draw attention and bring no additional information to the sentence. Whether using these little words do not change the sentence meaning. It is necessary to a model to identify the semantic equivalency when such words are used.

3 Construction

To construct DuQM, which is designed as a *diverse* and *natural* corpus, we firstly preprocess the source questions to obtain their linguistic knowledge, which we use to perturb the source texts. We pair the source and perturbed question as an example. The examples' naturalness is reviewed by human evaluators. At last, the examples are annotated manually and DuQM is finally constructed. The construction process is illustrated in Fig. 2, and we introduce the 4 steps in the following:

Linguistic Preprocessing. We collect a large number of source questions from the LCQMC training set and the search log of a commercial search engine. All the source questions are natural and then we perform several linguistic preprocessings on them: named entity recognition, POS tagging³, de-

³We use *Lexical Analysis of Chinese* (LAC) to

pendency parsing⁴, and word importance analysis. Then we obtain the linguistic knowledge about the source questions, which will be used when perturbation.

Perturbation. We conduct different perturbation operations for different subcategories. In general, we perturb the sentences in 3 ways:

- **replace**: replace a word with another word, e.g., for category *Synonym*, we replace one word with its synonym;
- **insert**: insert an additional word, e.g., for category *Temporal word*, we insert temporal word to the source question;
- **swap**: swap two words. This operation is only used in *Syntactic Feature*.

The perturbations of all categories are listed in column *Perturbation Operation* of Tab. 1, and the perturbation details will be given in Appendix A. **Naturalness Review.** To ensure the generated sentences are natural, we examine their frequencies in the search log and only retain the sentences with high search frequencies, which have been entered into the search engine many times.

Annotation. The source question and generated question are paired together as an example. Then the examples are evaluated by evaluators from our internal data team. They need to evaluate whether the examples are fluent and grammatically correct, and whether assigned to appropriate category. The low-quality examples are discarded and the examples with wrong categories are re-classified.

Then the question pairs are annotated by the annotators from our internal data team. Semantically equivalent question pairs are positive examples, and inequivalent pairs are negative. The annotators are required a approval rate higher than 99% for at least 1,000 prior tasks. Each example is annotated by three random annotators, and the examples will be tagged with the label which more than 2 annotators choose. To further ensure the annotation quality, 10% of the annotated examples are selected randomly and reviewed by a linguistic expert. If the review accuracy is lower than 95%, the evaluators need to re-annotate all the examples until the accuracy is higher than 95%.

Eventually, we generate 10,121 examples for DuQM. The class distribution of all categories are

do POS tagging, word importance analysis, and NER: <https://github.com/baidu/lac>

⁴We use a dependency parsing tool: <https://github.com/baidu/DDParser>

| Category | Length | | # | | |
|--------------------|--------|------|-------|-------|--------|
| | q | q' | Y | N | All |
| Lexical | 8.58 | 8.89 | 1,315 | 6,784 | 8,099 |
| Syntactic | 9.86 | 9.89 | 678 | 532 | 1,210 |
| Pragmatic | 8.73 | 9.03 | 812 | 0 | 812 |
| Avg / Total | 8.74 | 8.90 | 2,805 | 7,316 | 1,0121 |

Table 2: Data statistics of DuQM.

given in Tab. 1. Additional data statistics are provided in Tab. 2.

4 Experiments

In this section, we firstly discuss the evaluation metrics we will use to compare the models' performance. Then we provide settings of experiments, including the datasets, pre-trained models and implementation details. Finally, we give the experimental results and a detailed analysis.

4.1 Evaluation Metrics

In this work, QM problem is formulated as a binary classification task. In most of the binary classification tasks, **accuracy** is utilized to evaluate the performance of models, which is the proportion of correct predictions (both true positives and true negatives) among the total number of examples examined. However, DuQM is a fine-grained corpus consisting of a list of linguistic categories and each category differs in size basically. To better compare the models' performance on DuQM, we report the **micro-averaged** and the **macro-averaged** accuracy, which can better indicate the models' capability on different categories.

4.2 Experimental Setup

Datasets. To evaluate the robustness of QM models, we firstly fine-tune the model on *LCQMC training set*, and we choose the model with the best performance on *LCQMC dev set*. We report the results of the chosen models on the *DuQM* and *LCQMC test set*. Tab. 3 presents a detailed statics of LCQMC corpus.

Models. We choose 4 popular pre-trained models: *BERT_{base}* (Devlin et al., 2019), *ERNIE_{base}* (Sun et al., 2019), *RoBERTa_{large}* (Liu et al., 2019), *MacBERT_{large}* (Cui et al., 2020). And we give a detailed comparison in Tab. 7 (in Appendix.).

| Corpus | Train | Dev | Test | Fine-grained |
|--------|---------|-------|--------|--------------|
| LCQMC | 238,766 | 8,802 | 12,500 | No |

Table 3: Data statistics of LCQMC.

| Model | LCQMC _{test} | DuQM | Δ |
|---------|--------------------------------|--------------------------------|----------|
| BERT | 87.1 \pm 0.1 | 66.6 \pm 0.6 | -20.5 |
| ERNIE | 87.3 \pm 0.1 | 69.8 \pm 0.3 | -17.5 |
| RoBERTa | 87.7\pm0.1 | 73.8\pm0.3 | -13.9 |
| MacBERT | 87.6 \pm 0.1 | 73.8 \pm 0.5 | -13.8 |

Table 4: Accuracy(%) on LCQMC_{test} and DuQM.

Training details about our experiments are described in Appendix B.1.

4.3 Main Results

Tab. 4 presents the performances of 4 models on DuQM and LCQMC_{test}.

DuQM is challenging. Comparing to the *held-out test* on LCQMC_{test}, all models achieve lower performance on DuQM. As shown in Tab. 4, all models achieve an accuracy higher than 87% on LCQMC_{test}. However, the models’ performances drop significantly on DuQM. Column Δ in Tab. 4 presents the differences between models’ performances on LCQMC_{test} and DuQM, and the performance of BERT drops 20.5% from LCQMC_{test} to DuQM especially. It demonstrate that DuQM is **challenging**, and it can better reflect the capability of QM models. A held-out test set might have the same bias as the training data (Ribeiro et al., 2020; Rajpurkar et al., 2018). If we only perform a held-out evaluation, the models will be overestimated.

DuQM has a better discrimination ability. DuQM can better distinguish the models’ performances. As shown in Tab. 4, all the models have similar performances on LCQMC test set (about 87%), but the performances differ on DuQM: comparing with BERT (66.6%) and ERNIE (69.8%), RoBERTa and MacBERT have higher performances (73.8%). In short, DuQM has a better discrimination ability when evaluating.

4.4 Diagnose Models with DuQM

We further analyze the models’ capabilities with our fine-grained DuQM corpus, which has 3 linguistic categories and 13 subcategories and enables

a detailed breakdown of evaluation on different linguistic phenomena. In Tab. 1, we report the performances of 4 models on all fine-grained categories of DuQM, and Tab. 5 shows the micro-averaged and macro-averaged results. By comparing the models’ performances on different categories, we diagnose the strengths and weaknesses of the models. Several interesting observations are noticed (from Tab. 1 and 5):

- 1) *In most of the categories*, RoBERTa and MacBERT outperform ERNIE and BERT. As RoBERTa and MacBERT have more parameters and larger pre-training corpus, it is reasonable that they have higher capabilities than models which are relatively smaller.
- 2) All models achieve good performance on *Named Entity*, which are higher than 90%. Despite ERNIE is a relatively small model, it performs slightly better than RoBERTa in this subcategory, which might attribute to the entity masking strategy during its pre-training.
- 3) MacBERT is significantly better than others on *Synonym*, which benefit from using similar words instead of random words for the masking purpose when pre-training.
- 4) RoBERTa and MacBERT have remarkable better performance on *Antonym*.
- 5) The overall low performances on subcategory *Temporal word* represent that all models lack the capability of temporal reasoning.
- 6) *Insert* operation is more challenging than *replace* operation. This finding are similar to some previous work (Ribeiro et al., 2020) (see Tab. 1).
- 7) All models have surprisingly poor performances on *Asymmetry* while good performances on *Symmetry*. We suppose that the lack of learning different word orders with different meanings result in that the models predict a same result even if the words orders are altered (see Tab. 1).
- 8) BERT and ERNIE perform better on *Misspelling*, and RoBERTa and MacBERT are relatively better on *Complex Discourse Particles* (see Tab. 1).

In summary, DuQM diagnoses models from a linguistic perspective and helps us identify the strengths and weaknesses of the models. Besides, we conduct a experiment to analyze model performance with different edit distance in Appendix B.2.

4.5 Re-evaluate Adversarial Training

In our work, we argue that evaluating with natural texts is beneficial to a better *robustness evalua-*

| Category | BERT _{base} | | ERNIE _{base} | | RoBERTa _{large} | | MacBERT _{large} | | |
|-----------|----------------------|-----------|-----------------------|-----------------|--------------------------|-----------------|--------------------------|-----------------|-----------------|
| | Micro | Macro | Micro | Macro | Micro | Macro | Micro | Macro | |
| Lexical | POS | 62.1±1.1 | 52.9±1.5 | 64.6±0.5 | 52.4±0.7 | 67.2±0.9 | 57.7±0.6 | 65.5±0.8 | 54.7±0.9 |
| | NE | 92.3±0.5 | 91.2±0.7 | <u>92.8±0.4</u> | <u>92.3±0.6</u> | 92.5±0.3 | 91.6±0.3 | 93.2±0.6 | 92.6±0.9 |
| | Synonym | 69.5±0.4 | 76.4±0.6 | 73.2±0.9 | 79.5±0.7 | <u>76.0±2.1</u> | <u>81.7±1.6</u> | 83.2±1.6 | 87.1±1.2 |
| | Antonym | 50.6±3.4 | 50.6±3.4 | 69.6±2.9 | 69.6±2.9 | 91.7±2.3 | 91.7±2.3 | <u>90.7±2.3</u> | <u>90.7±2.3</u> |
| | Negation | 64.4±5.9 | 57.6±4.4 | 77.8±1.1 | 69.1±1.2 | <u>80.2±0.8</u> | <u>72.3±0.6</u> | 84.3±1.3 | 78.1±0.9 |
| | Temporal | 35.1±3.3 | 35.5±3.3 | 48.0±1.9 | 48.5±1.9 | 58.6±2.8 | 59.0±2.7 | <u>55.5±4.0</u> | <u>56.1±4.0</u> |
| Lexical | 67.2±0.7 | 61.4±1.2 | 71.0±0.3 | 65.5±0.5 | <u>74.1±0.3</u> | <u>70.2±0.3</u> | 74.4±0.4 | 70.7±0.5 | |
| Syntactic | 59.1±0.4 | 59.1±0.7 | 60.0±1.27 | 56.5±1.0 | 72.6±1.4 | 63.4±1.2 | <u>70.2±3.7</u> | <u>61.6±2.4</u> | |
| Pragmatic | 72.6±1.6 | 71.1±1.15 | 72.4±0.3 | 73.2±0.8 | <u>73.2±1.9</u> | <u>76.0±2.0</u> | 73.7±1.1 | 77.1±0.6 | |
| DuQM | 66.6±0.6 | 62.0±0.9 | 69.8±0.3 | 65.1±0.3 | 73.8±0.3 | <u>69.8±0.2</u> | <u>73.8±0.5</u> | 70.2±0.5 | |

Table 5: The micro-averaged and macro-averaged accuracy are on each category of DuQM.

| Training set | LCQMC | Attack test set | | | | CHECKLIST set | DuQM set | |
|--------------|----------------------------|-----------------------------|----------------------------|-----------------------------|-----------------------|----------------------------|----------------------------|----------------------------|
| | | PWWS | PWWS _{nat} | FOOLER | FOOLER _{nat} | | Micro | Macro |
| LCQMC | <u>87.7</u> | 58.1 | 81.5 | 57.1 | 87.8 | <u>76.9</u> | <u>73.8</u> | 69.8 |
| LCQMC+PAWS | 87.4 _{-0.3} | 61.5 _{+3.4} | 81.8 _{+0.3} | 58.3 _{+1.2} | 88.0 _{+0.2} | 76.4 _{-0.5} | 73.2 _{-0.6} | 70.6_{+0.8} |
| LCQMC+PWWS | <u>87.7_{+0.0}</u> | 97.6_{+39.5} | 81.8 _{+0.3} | <u>73.1_{+16.0}</u> | 87.6 _{-0.2} | 76.0 _{-0.9} | 75.2_{+1.4} | <u>70.4_{+0.6}</u> |
| LCQMC+FOOLER | 87.5 _{-0.2} | <u>78.5_{+20.4}</u> | 83.8_{+2.3} | 80.8_{+23.7} | 82.0 _{-5.8} | 79.2_{+2.3} | 71.4 _{-2.4} | 68.8 _{-1.0} |

Table 6: Adversarial training results of RoBERTa_{large}. ‘FOOLER’ refers to ‘TEXTFOOLER’. The _{nat} refers the natural attack samples. We use green and red subscripts to represent a higher and lower accuracy respectively.

tion. In this section, we focus on re-evaluating the adversarial training methods with natural and grammarly correct adversarial examples. We utilize PAWS (Zhang et al., 2019) and two black-attack methods PWWS (Ren et al., 2019) and TextFooler (Jin et al., 2020). PAWS is a adversarial dataset which focuses on word order and is applied a fluency and paraphrase judgments by human raters. PWWS and TextFooler are two synonym substitution attack methods, and both generate adversarial examples by replacing words with synonyms until the model is fooled. In addition, we use Checklist set for testing, which is translated into Chinese with a translation tool, and then reviewed and annotated by our human raters. Adversarial training details are in Appendix B.3.

Adversarial Training Results. The results are shown in Tab. 6. Row LCQMC is the baseline which reports the performance of RoBERTa without any adversarial training: compared to the artificial test sets PWWS and TextFooler, the model performs significantly better on PWWS_{nat} and TextFooler_{nat} (natural examples selected from artificial adversarial examples) (we provide a detailed analysis of black-box attacks in Appendix B.4). If we employ the adversarial training PWWS and TextFooler additionally, the model’s performances

on PWWS and TextFooler increase greatly. Both methods achieve an great improvement of more than 16%, e.g., the method PWWS gets the accuracy of 97.6% and 73.1% on PWWS and TextFooler. But the effects on natural examples PWWS_{nat} and TextFooler_{nat} are not significant (-5.8% ~-2.3%). On the other 2 natural test sets, Checklist set and DuQM, the effect of adversarial training is also not obvious. Besides, PAWS is not effective on the natural test sets, as it focuses on word order adversarial examples. In conclude, an artificial adversarial training is not so effective on the natural datasets, e.g. DuQM, which might result in an undesirable performance in real-world applications.

5 Conclusion

In this work, we create a Chinese dataset namely DuQM which contains linguistically perturbed natural questions for evaluating the robustness of QM models. DuQM is designed to be fine-grained, diverse and natural. Specifically, DuQM has 3 categories and 13 subcategories with 32 linguistic perturbation. We conduct extensive experiments with DuQM and the results demonstrate that DuQM has 3 characteristics: 1) DuQM is challenging and more discriminative; 2) The fine-grained design of DuQM helps to diagnose the strengths and weak-

ness of models, and enables us to evaluate the models in a diverse but balanced way; 3). The effect of artificial adversarial examples does not work on the natural texts of DuQM.

References

- Moustafa Alzantot, Yash Sharma, Ahmed Elgohary, Bo-Jhang Ho, Mani Srivastava, and Kai-Wei Chang. 2018. [Generating natural language adversarial examples](#). In *Proceedings of the 2018 Conference on Empirical Methods in Natural Language Processing*, pages 2890–2896, Brussels, Belgium. Association for Computational Linguistics.
- Ronan Le Bras, Swabha Swayamdipta, Chandra Bhagavatula, Rowan Zellers, Matthew E. Peters, Ashish Sabharwal, and Yejin Choi. 2020. [Adversarial filters of dataset biases](#). In *Proceedings of the 37th International Conference on Machine Learning, ICML 2020, 13-18 July 2020, Virtual Event*, volume 119 of *Proceedings of Machine Learning Research*, pages 1078–1088. PMLR.
- Jing Chen, Qingcai Chen, Xin Liu, Haijun Yang, Daohe Lu, and Buzhou Tang. 2018. [The BQ corpus: A large-scale domain-specific Chinese corpus for sentence semantic equivalence identification](#). In *Proceedings of the 2018 Conference on Empirical Methods in Natural Language Processing*, pages 4946–4951, Brussels, Belgium. Association for Computational Linguistics.
- Alexis Conneau, Kartikay Khandelwal, Naman Goyal, Vishrav Chaudhary, Guillaume Wenzek, Francisco Guzmán, Edouard Grave, Myle Ott, Luke Zettlemoyer, and Veselin Stoyanov. 2020. [Unsupervised cross-lingual representation learning at scale](#). In *Proceedings of the 58th Annual Meeting of the Association for Computational Linguistics*, pages 8440–8451, Online. Association for Computational Linguistics.
- Yiming Cui, Wanxiang Che, Ting Liu, Bing Qin, Shijin Wang, and Guoping Hu. 2020. [Revisiting pre-trained models for Chinese natural language processing](#). In *Findings of the Association for Computational Linguistics: EMNLP 2020*, pages 657–668, Online. Association for Computational Linguistics.
- Jacob Devlin, Ming-Wei Chang, Kenton Lee, and Kristina Toutanova. 2019. [BERT: Pre-training of deep bidirectional transformers for language understanding](#). In *Proceedings of the 2019 Conference of the North American Chapter of the Association for Computational Linguistics: Human Language Technologies, Volume 1 (Long and Short Papers)*, pages 4171–4186, Minneapolis, Minnesota. Association for Computational Linguistics.
- Alllyson Ettinger. 2020. [What BERT is not: Lessons from a new suite of psycholinguistic diagnostics for language models](#). *Transactions of the Association for Computational Linguistics*, 8:34–48.
- Suchin Gururangan, Swabha Swayamdipta, Omer Levy, Roy Schwartz, Samuel Bowman, and Noah A. Smith. 2018. [Annotation artifacts in natural language inference data](#). In *Proceedings of the 2018 Conference of the North American Chapter of the Association for Computational Linguistics: Human Language Technologies, Volume 2 (Short Papers)*, pages 107–112, New Orleans, Louisiana. Association for Computational Linguistics.
- Shankar Iyer, Nikhil Dandekar, and Kornél Csernai. 2017. First quora dataset release: Question pairs. *data. quora. com*.
- Robin Jia and Percy Liang. 2017. [Adversarial examples for evaluating reading comprehension systems](#). In *Proceedings of the 2017 Conference on Empirical Methods in Natural Language Processing*, pages 2021–2031, Copenhagen, Denmark. Association for Computational Linguistics.
- Di Jin, Zhijing Jin, Joey Tianyi Zhou, and Peter Szolovits. 2020. [Is BERT really robust? A strong baseline for natural language attack on text classification and entailment](#). In *The Thirty-Fourth AAAI Conference on Artificial Intelligence, AAAI 2020, The Thirty-Second Innovative Applications of Artificial Intelligence Conference, IAAI 2020, The Tenth AAAI Symposium on Educational Advances in Artificial Intelligence, EAAI 2020, New York, NY, USA, February 7-12, 2020*, pages 8018–8025. AAAI Press.
- Yuxuan Lai, Chen Zhang, Yansong Feng, Quzhe Huang, and Dongyan Zhao. 2021. [Why machine reading comprehension models learn shortcuts?](#) In *Findings of the Association for Computational Linguistics: ACL-IJCNLP 2021*, pages 989–1002, Online. Association for Computational Linguistics.
- Tal Linzen. 2020. [How can we accelerate progress towards human-like linguistic generalization?](#) In *Proceedings of the 58th Annual Meeting of the Association for Computational Linguistics*, pages 5210–5217, Online. Association for Computational Linguistics.
- Xin Liu, Qingcai Chen, Chong Deng, Huajun Zeng, Jing Chen, Dongfang Li, and Buzhou Tang. 2018. [LCQMC: a large-scale Chinese question matching corpus](#). In *Proceedings of the 27th International Conference on Computational Linguistics*, pages 1952–1962, Santa Fe, New Mexico, USA. Association for Computational Linguistics.
- Yinhan Liu, Myle Ott, Naman Goyal, Jingfei Du, Mandar Joshi, Danqi Chen, Omer Levy, Mike Lewis, Luke Zettlemoyer, and Veselin Stoyanov. 2019. [Roberta: A robustly optimized bert pretraining approach](#). *ArXiv preprint*, abs/1907.11692.
- Tom McCoy, Ellie Pavlick, and Tal Linzen. 2019. [Right for the wrong reasons: Diagnosing syntactic heuristics in natural language inference](#). In *Proceedings of the 57th Annual Meeting of the Association*

- for *Computational Linguistics*, pages 3428–3448, Florence, Italy. Association for Computational Linguistics.
- Junghyun Min, R. Thomas McCoy, Dipanjan Das, Emily Pitler, and Tal Linzen. 2020. [Syntactic data augmentation increases robustness to inference heuristics](#). In *Proceedings of the 58th Annual Meeting of the Association for Computational Linguistics*, pages 2339–2352, Online. Association for Computational Linguistics.
- John Morris, Eli Lifland, Jack Lanchantin, Yangfeng Ji, and Yanjun Qi. 2020. [Reevaluating adversarial examples in natural language](#). In *Findings of the Association for Computational Linguistics: EMNLP 2020*, pages 3829–3839, Online. Association for Computational Linguistics.
- Yixin Nie, Adina Williams, Emily Dinan, Mohit Bansal, Jason Weston, and Douwe Kiela. 2020. [Adversarial NLI: A new benchmark for natural language understanding](#). In *Proceedings of the 58th Annual Meeting of the Association for Computational Linguistics*, pages 4885–4901, Online. Association for Computational Linguistics.
- Jason Phang, Angelica Chen, William Huang, and Samuel R Bowman. Adversarially filtered evaluation sets are more challenging, but may not be fair.
- Pranav Rajpurkar, Robin Jia, and Percy Liang. 2018. [Know what you don’t know: Unanswerable questions for SQuAD](#). In *Proceedings of the 56th Annual Meeting of the Association for Computational Linguistics (Volume 2: Short Papers)*, pages 784–789, Melbourne, Australia. Association for Computational Linguistics.
- Shuhuai Ren, Yihe Deng, Kun He, and Wanxiang Che. 2019. [Generating natural language adversarial examples through probability weighted word saliency](#). In *Proceedings of the 57th Annual Meeting of the Association for Computational Linguistics*, pages 1085–1097, Florence, Italy. Association for Computational Linguistics.
- Marco Tulio Ribeiro, Tongshuang Wu, Carlos Guestrin, and Sameer Singh. 2020. [Beyond accuracy: Behavioral testing of NLP models with CheckList](#). In *Proceedings of the 58th Annual Meeting of the Association for Computational Linguistics*, pages 4902–4912, Online. Association for Computational Linguistics.
- Yu Sun, Shuohuan Wang, Yukun Li, Shikun Feng, Xuyi Chen, Han Zhang, Xin Tian, Danxiang Zhu, Hao Tian, and Hua Wu. 2019. [Ernie: Enhanced representation through knowledge integration](#). *ArXiv preprint*, abs/1904.09223.
- Eric Wallace, Pedro Rodriguez, Shi Feng, Ikuya Yamada, and Jordan Boyd-Graber. 2019. [Trick me if you can: Human-in-the-loop generation of adversarial examples for question answering](#). *Transactions of the Association for Computational Linguistics*, 7:387–401.
- Xiao Wang, Qin Liu, Tao Gui, Qi Zhang, Yicheng Zou, Xin Zhou, Jiacheng Ye, Yongxin Zhang, Rui Zheng, Zexiong Pang, Qinzhuo Wu, Zhengyan Li, Chong Zhang, Ruotian Ma, Zichu Fei, Ruijian Cai, Jun Zhao, Xingwu Hu, Zhiheng Yan, Yiding Tan, Yuan Hu, Qiyuan Bian, Zhihua Liu, Shan Qin, Bolin Zhu, Xiaoyu Xing, Jinlan Fu, Yue Zhang, Minlong Peng, Xiaoqing Zheng, Yaqian Zhou, Zhongyu Wei, Xipeng Qiu, and Xuanjing Huang. 2021. [TextFlint: Unified multilingual robustness evaluation toolkit for natural language processing](#). In *Proceedings of the 59th Annual Meeting of the Association for Computational Linguistics and the 11th International Joint Conference on Natural Language Processing: System Demonstrations*, pages 347–355, Online. Association for Computational Linguistics.
- Yuan Zhang, Jason Baldridge, and Luheng He. 2019. [PAWS: Paraphrase adversaries from word scrambling](#). In *Proceedings of the 2019 Conference of the North American Chapter of the Association for Computational Linguistics: Human Language Technologies, Volume 1 (Long and Short Papers)*, pages 1298–1308, Minneapolis, Minnesota. Association for Computational Linguistics.

A Construction Details

Sec. 3 provides an overview of construction process of DuQM. However, DuQM is a diverse dataset with different categories and they are not constructed in a certain adversarial method. Detail of construction approach to each category is described in this section.

Lexical Features. For each source question, we select the words with specific POS tags or entity types and high word importance score as *target word*, and perturb the source questions with some other words we collect from following 4 sources:

- Elasticsearch⁵: to collect words which have high BOW overlap with *target words*;
- Faiss⁶: to collect words which are semantically similar to *target words*;
- Bigcilin⁷: to collect synonym of *target words*;
- Baidu Hanyu⁸: to collect antonym and synonym of *target words*;
- XLM-RoBERTa(Conneau et al., 2020): to insert additional words to source sentences⁹;

⁵<https://github.com/elastic/elasticsearch>

⁶<https://github.com/facebookresearch/faiss>

⁷<http://www.bigcilin.com/browser/>

⁸<https://hanyu.baidu.com/>

⁹We add an additional `{mask}` before target word, and use pretrained language model to predict it. The prediction result of `{mask}` is the word inserted to the source sentence.

- Vocabulary lists¹⁰: to insert some specific words, such as negation word and temporal word.

Syntactic Features. For *Symmetry* and *Asymmetry*, we retrieve the source questions in the search log and the returned questions whose edit distance to source question is equal to 4 are selected as candidate questions. Then we compare the dependency structures of the source question and candidate questions. Only the question pairs which contain symmetric or asymmetric relations (which swap the order of two symmetric / asymmetric words) are retained. To generate examples for *Negative Asymmetry*, we select some pairs from *Asymmetry* and negate one side of the pairs. The asymmetric syntactic structure of two sentences and one-sided negation resolves to a positive meaning. For *Voice*, we add "被 bei " word to source questions to conduct a change of voice.

Pragmatic Features.

Misspelling. With the help of Chinese heteronym lists¹¹, we obtain a set of common typos and substitute the correct-spelling words with typos. To ensure the correctness, the perturbation should satisfy two constraints:

- 1) The typos should be commonly used Chinese characters;
- 2) Only one character in the source sentence is replaced with its typo.

Discourse Particle. We construct this category in 2 ways:

- 1) We replace or add some question words, auxiliary words or punctuation marks to generate *Simple Discourse Particle* examples (*Discourse Particle (Simple)* in Tab. 1);
- 2) For *Complex Discourse Particle* examples (*Discourse Particle (Complex)* in Tab. 1), we select some question pairs from a Frequently-Asked-Questions (FAQ) log, especially pairs with big differences in sentence length. Then the pairs are manually annotated and we retained the examples labeled with Y .

¹⁰Vocabulary lists refer to some word lists containing specific words, such as negation word list and temporal word list.

¹¹https://github.com/FreeFlyXiaoMa/pycorrector/blob/master/pycorrector/data/same_stroke.txt

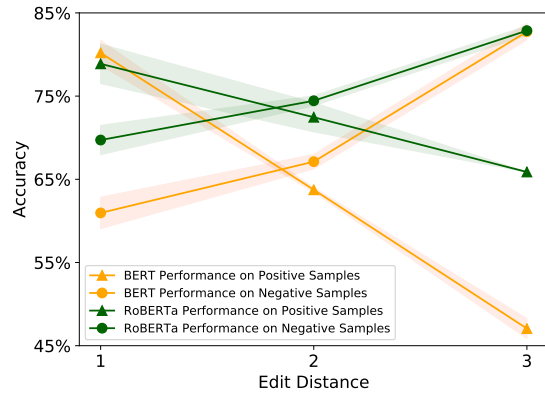


Figure 3: Classification accuracy on test subsets with different edit distance.

With above approaches, we perturb the source questions and obtain a large set of question pairs. Then the generated question pairs are reviewed naturalness and annotated manually.

B Supplementary Experiments

B.1 Training Details

In the fine-tuning stage, we insert a $[SEP]$ between the question pairs. The pooled output is passed to a classifier. We use the same hyper-parameters for all models. Specifically, the learning rate is $5e-6$, and batch size is 64. We set the number of epochs to 3. The maximal length of question pair is 64. We use early stopping to select the best checkpoint. Each model is fine-tuned 3 times on $LCQMC_{train}$ and we choose the model with the best performance on $LCQMC_{dev}$ to report test results. The code¹³ and leaderboard¹⁴ are available.

B.2 Edit Distance Analysis.

We use Levenshtein edit distance to measure the difficulty of test samples for models. Intuitively, on negative test samples, a shorter edit distance between two sentence pairs is more difficult to the models, and on positive samples is easier. Fig. 3 illustrates the results of BERT and RoBERTa with different edit distances. The performances of BERT and RoBERTa increase with an longer edit distance on negative test samples, and decrease on positive test samples. And the performance gap between BERT and RoBERTa becomes larger with the increasing of the difficulty, and BERT performs worse than RoBERTa on difficult samples, so that

¹³<https://github.com/baidu/DuReader/tree/master/DuQM>

¹⁴<https://aistudio.baidu.com/aistudio/competition/detail/116>

| Models | L | H | A | # of Parameters | Masking | LM Task | Corpus |
|--------------------------|----|------|----|-----------------|---------|---------|-----------------------------|
| BERT _{base} | 12 | 768 | 12 | 110M | T | MLM | Wikipedia |
| ERNIE _{base} | 12 | 768 | 12 | 110M | T/E/Ph | MLM | Wikipedia+Baike+Tieba, etc. |
| RoBERTa _{large} | 24 | 1024 | 16 | 340M | MLM | - | EXT ¹² |
| MacBERT _{large} | 24 | 1024 | 16 | 340M | Mac | SOP | EXT |

Table 7: The hyper-parameters of public pre-trained language models we use(L: number of layers, H: the hidden size, A: the number of self-attention heads, T: Token, E: Entity, Ph: Phrase, WWM: Whole Word Masking, NM: N-gram Masking, MLM: Masked LM, Mac: MLM as correction).

| Data | Train | Test |
|------------|---------|------|
| PAWS | 49,129 | - |
| PWWS | 159,503 | 200 |
| TEXTFOOLER | 64,086 | 200 |
| CHECKLIST | - | 400 |

Table 8: The Adversarial examples of training and testing. All test samples are selected by human which are natural and preserve semantics.

| Data | BERT | RoBERTa |
|---------------------------|-------------|-------------|
| PWWS | <u>41.5</u> | <u>41.9</u> |
| PWWS _{nat} | 23.0-18.5 | 18.5-23.4 |
| TEXTFOOLER | 46.6 | 42.9 |
| TEXTFOOLER _{nat} | 14.6-32.0 | 12.2-30.7 |
| DuQM | 33.4 | 26.2 |

Table 9: Attack success rate(%) on different test data.

we suppose that large models are more robust and have better generalization ability.

B.3 Adversarial Training Details

Tab. 8 gives a detailed statistics of adversarial examples generated with PWWS, TextFooler, PAWS. To generate training samples, we select a set of LCQMC training questions and apply the methods PWWS and TextFooler on them. The labels are same as original samples. To generate test samples and ensure a robust evaluation, we utilize 4 datasets, PWWS, TextFooler, Checklist and DuQM, which are natural adversarial examples: PWWS and TextFooler’s test samples are reviewed by human raters to guarantee their naturalness and grammar correctness. We conduct an experiment about adversarial training by feeding the models both the original data and the adversarial examples, and observe whether the original models become more

robust. We use pre-trained model RoBERTa (described in Tab. 7) for fine-tuning and the fine-tuning details are described in Sec. 4.2.

B.4 Results of Black-box Attacks

We give the main results of black-box attacks to BERT and RoBERTa in Tab. 9. The results show that the un-natural attacks (on artificial adversarial samples, i.e. PWWS and TextFooler in Tab. 9) have higher success rate than DuQM. However, if we select the natural examples from the artificial adversarial samples (PWWS_{nat} and TextFooler_{nat} in Tab. 9), the attack success rate of PWWS and TextFooler is significantly decreasing by at least 18.5% on BERT and 30.7% on RoBERTa respectively. DuQM, in which all the samples are natural and grammarly correct, gets the best performance when black-box attacking (compare to PWWS_{nat} and TextFooler_{nat} in Tab. 9). In summary, the artificial adversarial examples training is not effective on natural texts, such as DuQM. It is reasonable that we should pay more attention to the naturalness when generating the adversarial examples.