

# A First Theoretical Analysis of the Non-Dominated Sorting Genetic Algorithm II (NSGA-II)

Weijie Zheng

Department of Computer Science and Engineering  
Southern University of Science and Technology  
Shenzhen, China

Yufei Liu

Laboratoire d'Informatique (LIX)  
École Polytechnique, CNRS  
Institute Polytechnique de Paris  
Palaiseau, France

Benjamin Doerr\*

Laboratoire d'Informatique (LIX)  
École Polytechnique, CNRS  
Institute Polytechnique de Paris  
Palaiseau, France

## Abstract

The non-dominated sorting genetic algorithm II (NSGA-II) is the most intensively used multi-objective evolutionary algorithm (MOEAs) in real-world applications. However, in contrast to several simple MOEAs analyzed also via mathematical means, no such study exists for the NSGA-II so far. In this work, we show that mathematical runtime analyses are feasible also for the NSGA-II. As particular results, we prove that with a population size larger than the Pareto front size by a constant factor, the NSGA-II with two classic mutation operators and three different ways to select the parents

---

\*Corresponding author.

satisfies the same asymptotic runtime guarantees as the SEMO and GSEMO algorithms on the basic ONEMINMAX and LEADINGONESTRILINGZEROES benchmark functions. However, if the population size is only equal to the size of the Pareto front, then the NSGA-II cannot efficiently compute the full Pareto front (for an exponential number of iterations, the population will always miss a constant fraction of the Pareto front). Our experiments confirm the above findings.

## 1 Introduction

Most real-world problems contain multiple conflicting objectives. Due to their population-based nature, evolutionary algorithms (EAs) are a natural choice for such problems, and in fact, such multi-objective evolutionary algorithms (MOEAs) have been successfully used in many real-world applications [ZQL<sup>+</sup>11].

Unfortunately, the theoretical understanding of MOEAs falls far behind their success in practice. The first mathematical runtime analysis of an MOEA was conducted by Laumanns et al. [LTZ<sup>+</sup>02, LTZ04], who discussed the runtime of the simple evolutionary multi-objective optimizer (SEMO), a bi-objective counterpart of the randomized local search heuristic, on the COCZ and LEADINGONESTRILINGZEROES benchmarks. Giel [Gie03] analyzed the global SEMO (GSEMO), the bi-objective counterpart of the  $(1 + 1)$  EA, on the LEADINGONESTRILINGZEROES function. Subsequent theoretical works majorly focused on variants of these algorithms and analyzed their runtime on the COCZ and LEADINGONESTRILINGZEROES benchmarks, on variants of them, on new benchmarks, and on combinatorial optimization problems [QYZ13, BQT18, RNNF19, QBF20, BFQY20, DZ21]. We note that the (G)SEMO algorithm keeps all non-dominated solutions in the population and discards all others, which can lead to impractically large population sizes. There are two theory works [BFN08, NSN15] on the runtime of a simple hypervolume-based EMO algorithms called  $(\mu + 1)$  SIBEA, regarding both classic benchmarks and problems designed to highlight particular strengths and weaknesses of this algorithm. As the SEMO and GSEMO, the  $(\mu + 1)$  SIBEA also creates a single offspring per generation; different from the former, it works with a fixed population size  $\mu$ . Recently, also decomposition-based multi-objective evolutionary algorithms (MOEA/D) were analyzed [LZZZ16, HZCH19, HZ20], which decompose the multi-objective problem into several related single-objective problems and then solve each single-objective problem in a co-evolutionary manner. This direction is fundamentally different from the above works and our research. Since it is not primarily focused on multi-objective optimization, we also do not discuss further the successful line of works that solve constrained single-

objective problems by turning the constraint violation into a second objective, see, e.g., [NW06, FHH<sup>+</sup>10, NRS11, FN15, QSYT17, QYT<sup>+</sup>19, Cra21].

As pointed out in the survey [ZQL<sup>+</sup>11], the majority of the MOEAs used in research and applications builds on the framework of the non-dominated sorting genetic algorithm II (NSGA-II) [DPAM02]. This algorithm uses a fixed population size  $N$  and a complete order defined by the non-dominated sorting and the crowding distance to compare individuals. In each generation,  $N$  offspring are generated from the parent population and the  $N$  best individuals (according to the complete order) are selected as new parent population. This approach is substantially different from the (G)SEMO algorithm and hypervolume-based approaches (and naturally completely different from decomposition-based methods). Both the predominance in practice and the fundamentally different working principles ask for a rigorous understanding of the NSGA-II, however, to the best of our knowledge so far no mathematical runtime analysis for the NSGA-II has appeared.<sup>1</sup> We note that the runtime analysis in [OGNS20] considers a (G)SEMO algorithm that uses the crowding distance as one of several diversity measures used in the selection of the single parent creating an offspring, but due to the differences of the basic algorithms, none of the arguments used there appear helpful in the analysis of the NSGA-II.

**Our Contributions.** This paper conducts a first step towards theoretically understanding the working principles of the NSGA-II. We regard the NSGA-II with three parent selection strategies (choosing each individual as parent once, choosing parents independently and uniformly at random, and via  $N$  independent binary tournaments) and with two classic mutation operators (one-bit mutation and standard bit-wise mutation), but (in this first work) without crossover. We prove that if the population size  $N$  is at least a certain constant factor larger than the size of the Pareto front, then each of these six variants of the NSGA-II computes the full Pareto front of the ONEMINMAX benchmark in an expected number of  $O(n \log n)$  iterations (Theorems 2 and 6) and the front of the LEADINGONES-TRAILINGZEROES benchmark in  $O(n^2)$  iterations (Theorems 8 and 9). When  $N = \Theta(n)$ , the corresponding runtime guarantees in terms of fitness evaluations,  $O(Nn \log n) = O(n^2 \log n)$  and  $O(Nn^2) = O(n^3)$ , have the same asymptotic order as those proven previously for the SEMO, GSEMO, and  $(\mu + 1)$  SIBEA (when  $\mu \geq n + 1$  and when  $\mu = \Theta(n)$  for the  $(\mu + 1)$  SIBEA).

Using a population size larger than the size of the Pareto front is necessary. We prove that if the population size is equal to the size of the Pareto front, then the NSGA-II (applying one-bit mutation once to each parent) regularly loses solutions

---

<sup>1</sup>We note that by mathematical runtime analysis, we mean the question how many function evaluations a black-box algorithm takes to achieve a certain goal. The computational complexity of the operators used by the NSGA-II, in particular, how to most efficiently implement the non-dominated sorting routine, is a different question (and one that is well-understood [DPAM02]).

on the front. This effect is strong enough so that with high probability for an exponential time each generation of the NSGA-II does not cover a constant fraction of the Pareto front of ONEMINMAX. Our experiments confirm these theoretical findings and give some quantitative estimates, e.g., that the fraction of the Pareto front not covered when using a population size equal to the front size is around 20% for ONEMINMAX and 40% for LEADINGONESTRILINGZEROES. Overall, our results show that the NSGA-II despite its higher complexity (parallel generation of offspring, selection based on non-dominated sorting and crowding distance) admits mathematical runtime analyses in a similar fashion as done before for simpler MOEAs.

The remainder of the paper is organized as follows. The NSGA-II framework is briefly introduced in Section 2. Sections 3 to 4 separately show our runtime results of the NSGA-II with large enough population size on the ONEMINMAX and LEADINGONESTRILINGZEROES functions. Section 5 proves the exponential runtime of the NSGA with population size equal to the size of the Pareto front. Our experimental results are discussed in Section 6. Section 7 concludes this work.

## 2 Preliminaries

In this section, we give a brief introduction to multi-objective optimization and to the NSGA-II framework. For the simplicity of presentation, we shall concentrate on two objectives, both of which have to be maximized. A bi-objective objective function on some search space  $\Omega$  is a pair  $f = (f_1, f_2)$  where  $f_i : \Omega \rightarrow \mathbb{R}$ . We write  $f(x) = (f_1(x), f_2(x))$  for all  $x \in \Omega$ . We shall always assume that we have a bit-string representation, that is,  $S = \{0, 1\}^n$  for some  $n \in \mathbb{N}$ . The challenge in multi-objective optimization is that usually there is no solution  $x$  that maximizes both  $f_1$  and  $f_2$  and thus is at least as good as all other solutions.

More precisely, in bi-objective maximization, we say  $x$  *weakly dominates*  $y$ , denoted by  $x \succeq y$ , if and only if  $f_1(x) \geq f_1(y)$  and  $f_2(x) \geq f_2(y)$ . We say  $x$  *strictly dominates*  $y$ , denoted by  $x \succ y$ , if and only if  $f_1(x) \geq f_1(y)$  and  $f_2(x) \geq f_2(y)$  and at least one of the inequalities is strict. The target, therefore, is to compute a diverse set of solutions that are not clearly worse than others. We say that a solution is Pareto-optimal if it is not strictly dominated by any other solution. The set of objective values of all Pareto optima is called the Pareto front of  $f$ . With this language, the aim in multi-objective optimization is to compute a small set  $P$  of Pareto optima such that  $f(P) = \{f(x) \mid x \in P\}$  is the Pareto front or is at least a diverse subset of it.

## The NSGA-II

When working with a fixed population size, an MOEA must be able to compare any two solutions when selecting the next population. Since dominance is only a partial order, the NSGA-II [DPAM02] uses the following complete order on the search space. In a given population  $P \subseteq \{0, 1\}^n$ , each individual  $x$  has both a rank and a crowding distance. The ranks are defined recursively based on the dominance relation. All individuals that are not strictly dominated by another one have rank one. Given that the ranks  $1, \dots, k$  are already defined, the individuals of rank  $k + 1$  are those among the remaining individuals that are not strictly dominated except by individuals of rank  $k$  or smaller. This defines a partition of  $P$  into sets  $F_1, F_2, \dots$  such that  $F_i$  contains all individuals with rank  $i$ . As shown in [DPAM02], this partition can be computed more efficiently than what the above recursive description suggests, namely in quadratic time, see Algorithm 1 for details. It is clear that individuals with lower rank are more interesting, so when comparing two individuals of different ranks, the one with lower rank is preferred.

To compare individuals in the same rank class  $F_i$ , the crowding distance of these individuals (in  $F_i$ ) is computed, and the individual with larger distance is preferred. Ties are broken randomly.

Algorithm 2 shows the procedure to calculate the crowding distance in a given set  $S$ . The crowding distance of some  $x \in S$  is the sum of the crowding distances  $x$  has with respect to each objective function  $f_i$ . For a given  $f_i$ , the individuals in  $S$  are sorted in order of ascending  $f_i$  value (for equal values, a tie-breaking mechanism is needed, but we shall not make any assumption on this, that is, our mathematical results are valid regardless of how these ties are broken). The first individual and the last individual in the sorted list have an infinite crowding distance. For other individuals in the sorted list, their crowding distance with respect to  $f_i$  is the difference of the objective values of its left and right neighbor in the sorted list, normalized by the difference between the first and the last.

The whole NSGA-II framework is shown in Algorithm 3. After the random initialization of the population with size of  $N$ , the users can apply their way to generate the offspring. Then the total order based on rank and crowding distance is used to remove the worst  $N$  individuals in the union of the parent and offspring population. The individuals with smallest rank will survive to the next generation, and the critical rank (that is, if all individuals with this rank survive, then the population size will be at least  $N$  but if all individuals do not enter into the next generation, the population size will be less than  $N$ ) will only have its individuals with largest crowding distances survive to ensure the next population size of  $N$ .

---

**Algorithm 1** fast-non-dominated-sort(S)

---

**Input:**  $S = \{S_1, \dots, S_{|S|}\}$ : the set of individuals  
**Output:**  $F_1, F_2, \dots$

- 1: For all  $i = 1, \dots, |S|$ ,  $\text{ND}(S_i) = 0$  and  $\text{SD}(S_i) = \emptyset$
- 2: **for**  $i = 1, \dots, |S|$  **do**
- 3:     **for**  $j = 1, \dots, |S|$  **do**
- 4:         **if**  $S_i \prec S_j$  **then**
- 5:              $\text{ND}(S_i) = \text{ND}(S_i) + 1$ ,  $\text{SD}(S_j) = \text{SD}(S_j) \cup \{S_i\}$
- 6:         **end if**
- 7:     **end for**
- 8: **end for**
- 9: Let  $F_1 = \{S_i \mid \text{ND}(S_i) = 0, i = 1, 2, \dots, |S|\}$  and  $k = 1$
- 10: **while**  $F_k \neq \emptyset$  **do**
- 11:      $F_{k+1} = \emptyset$
- 12:     **for any**  $s \in F_k$  **do**
- 13:         **for any**  $s' \in \text{SD}(s)$  **do**
- 14:              $\text{ND}(s') = \text{ND}(s') - 1$
- 15:             **if**  $\text{ND}(s') = 0$  **then**
- 16:                  $F_{k+1} = F_{k+1} \cup \{s'\}$
- 17:             **end if**
- 18:         **end for**
- 19:     **end for**
- 20:      $k = k + 1$
- 21: **end while**

---

### 3 Runtime of the NSGA-II on OneMinMax

In this section, we analyze the runtime of the NSGA-II on the ONEMINMAX benchmark proposed first by Giel and Lehre [GL10] as a bi-objective analogue of the classic ONEMAX benchmark. It is the function  $f : \{0, 1\}^n \rightarrow \mathbb{N} \times \mathbb{N}$  defined by

$$f(x) = (f_1(x), f_2(x)) = \left(n - \sum_{i=1}^n x_i, \sum_{i=1}^n x_i\right)$$

for all  $x = (x_1, \dots, x_n) \in \{0, 1\}^n$ . The aim is to maximize both objectives in  $f$ . We immediately note that for this benchmark problem, any solution lies on the Pareto front. It is hence a good example to study how an EMO algorithm explores the Pareto front when already some Pareto optima were found.

Giel and Lehre [GL10] showed that the simple SEMO algorithm finds the full Pareto front of ONEMINMAX in  $O(n^2 \log n)$  iterations and fitness evaluations. Their proof can easily be extended to the GSEMO algorithm. For the SEMO, a (matching) lower bound of  $\Omega(n^2 \log n)$  was shown by Osuna et al. [OGNS20]. An

---

**Algorithm 2** crowding-distance( $S$ )

---

**Input:**  $S = \{S_1, \dots, S_{|S|}\}$ : the set of individuals

**Output:**  $\text{cDis}(S) = (\text{cDis}(S_1), \dots, \text{cDis}(S_{|S|}))$  where  $\text{cDis}(S_i)$  is the crowding distance for  $S_i$

- 1:  $\text{cDis}(S) = 0$
  - 2: **for** each objective function  $f_i$  **do**
  - 3:   Sort  $S$  in order of ascending  $f_i$  value:  $S_{i,1}, \dots, S_{i,|S|}$
  - 4:    $\text{cDis}(S_{i,1}) = +\infty, \text{cDis}(S_{i,|S|}) = +\infty$
  - 5:   **for**  $j = 2, \dots, |S| - 1$  **do**
  - 6:      $\text{cDis}(S_{i,j}) = \text{cDis}(S_{i,j-1}) + \frac{f_i(S_{i,j+1}) - f_i(S_{i,j-1})}{f_i(S_{i,|S|}) - f_i(S_{i,1})}$
  - 7:   **end for**
  - 8: **end for**
- 

---

**Algorithm 3** NSGA-II

---

- 1: Uniformly at random generate the initial population  $P_0 = \{x_1, x_2, \dots, x_N\}$  for  $x_i \in \{0, 1\}^n, i = 1, 2, \dots, N$ .
  - 2: **for**  $t = 0, 1, 2, \dots$  **do**
  - 3:   Generate the offspring population  $Q_t$  with size  $N$
  - 4:   Using the fast-non-dominated-sort() in [DPAM02] to divide  $R_t$  into  $F_1, F_2, \dots$
  - 5:   Find  $i^* > 1$  such that  $\sum_{i=1}^{i^*-1} |F_i| < N$  and  $\sum_{i=1}^{i^*} |F_i| \geq N$ , or  $i^* = 1$  for  $|F_1| \geq N$
  - 6:   Using the crowding-distance() in Algorithm 2 to separately calculate the crowding distance of each individual in  $F_1, \dots, F_{i^*}$
  - 7:   Let  $\tilde{F}_{i^*}$  be the  $N - \sum_{i=0}^{i^*-1} |F_i|$  individuals in  $F_{i^*}$  with largest crowding distance, chosen at random in case of a tie
  - 8:    $P_{t+1} = (\cup_{i=1}^{i^*-1} F_i) \cup \tilde{F}_{i^*}$
  - 9: **end for**
- 

upper bound of  $O(\mu n \log n)$  was shown for the hypervolume-based  $(\mu + 1)$  SIBEA with  $\mu \geq n + 1$  [NSN15]. When the SEMO or GSEMO is enriched with a diversity mechanism (strong enough so that solutions that can create a new point on the Pareto front are chosen with constant probability), then the runtime of these algorithms reduces to  $O(n \log n)$ .

In contrast to the SEMO and GSEMO as well as the  $(\mu + 1)$  SIBEA with population size  $\mu \geq n + 1$ , the NSGA-II can lose all solutions covering a point of the Pareto front. In the following lemma, central to our runtime analyses on ONEMINMAX, we show that this cannot happen when the population size is large enough, namely at least four times the size of the Pareto front.

**Lemma 1.** *Consider one iteration of the NSGA-II with population size  $N \geq 4(n+1)$  optimizing the ONEMINMAX function. Assume that in some iteration  $t$  the combined parent and offspring population  $R_t = P_t \cup Q_t$  contains a solution  $x$  with objective value  $(k, n-k)$  for some  $k \in [0..n]$ . Then also the next parent population  $P_{t+1}$  contains an individual  $y$  with  $f(y) = (k, n-k)$ .*

*Proof.* It is not difficult to see that for any  $x, y \in \{0,1\}^n$ , we have  $x \not\preceq y$  and  $y \not\preceq x$ . Hence, all individuals in  $R_t$  have rank one in the non-dominated sorting of  $R_t$ , that is, after Step 4 in Algorithm 3. Thus, in the notation of the algorithm,  $F_1 = R_t$  and  $i^* = 1$ .

We calculate the crowding distance of each individual of  $R_t$ . Let  $k \in [0..n]$ . Without loss of generality, assume that there is at least one individual  $x \in R_t$  such that  $f(x) = (k, n-k)$ . We note that in Algorithm 2,  $S_{1.1}, \dots, S_{1.2N}$  and  $S_{2.1}, \dots, S_{2.2N}$  are the sorted solution lists based on  $f_1$  and  $f_2$  respectively. Then there exist  $a \leq b$  and  $a' \leq b'$  such that  $[a..b] = \{i \mid f_1(S_{1.i}) = k\}$  and  $[a'..b'] = \{i \mid f_2(S_{2.i}) = n-k\}$ . From the crowding distance calculation in Algorithm 2, we know  $\text{cDis}(S_{1.a}) \geq \frac{f_1(S_{1.a+1}) - f_1(S_{1.a-1})}{f_1(S_{1.|\mathcal{S}|}) - f_1(S_{1.1})} \geq \frac{f_1(S_{1.a}) - f_1(S_{1.a-1})}{f_1(S_{1.|\mathcal{S}|}) - f_1(S_{1.1})} > 0$  since  $f_1(S_{1.a}) - f_1(S_{1.a-1}) > 0$  by the definition of  $a$ . Similarly, we have  $\text{cDis}(S_{1.b}) > 0$ ,  $\text{cDis}(S_{2.a'}) > 0$  and  $\text{cDis}(S_{2.b'}) > 0$ . For all  $j \in [a+1..b-1]$  with  $S_{1.j} \notin \{S_{2.a'}, S_{2.b'}\}$ , we know  $f_1(S_{1.j-1}) = f_1(S_{1.j+1}) = k$  and  $f_2(S_{1.j-1}) = f_2(S_{1.j+1}) = n-k$  from the definitions of  $a, b, a'$  and  $b'$ . Hence, we have  $\text{cDis}(S_{1.j}) = \frac{f_1(S_{1.j+1}) - f_1(S_{1.j-1})}{f_1(S_{1.|\mathcal{S}|}) - f_1(S_{1.1})} + \frac{f_2(S_{2.j'+1}) - f_2(S_{2.j'-1})}{f_2(S_{2.|\mathcal{S}|}) - f_2(S_{2.1})} = 0$ .

Then the individuals of objective value  $(k, n-k)$  and positive crowding distance are exactly  $S_{1.a}$ ,  $S_{1.b}$ ,  $S_{2.a'}$  and  $S_{2.b'}$ . Hence, for each  $(k, n-k)$ , there are at most 4 solutions  $x$  with  $f(x) = (k, n-k)$  and  $\text{cDis}(x) > 0$ . Since the whole Pareto front size for ONEMINMAX is  $n+1$ , the number of individuals with positive crowding distance is at most  $4(n+1) \leq N$ . Since Step 7 in Algorithm 3 keeps  $N$  individuals with largest crowding distance, we know that the individuals with positive crowding distance will be kept. Thus,  $S_{1.a}$  will be kept and  $S_{1.a} \in P_{t+1}$ . Hence, for  $x \in R_t$  with  $f(x) = (k, n-k)$ , we take  $y = S_{1.a}$  to prove our claim.  $\square$

Since Lemma 1 ensures that objective values on the Pareto front will not be lost in the future, we can estimate the runtime of the NSGA-II via the sum of the waiting times for finding a new Pareto solution. Apart from the fact that the NSGA-II generates  $N$  solutions per iteration (which requires some non-trivial arguments in the case of binary tournament selection), this analysis resembles the known analysis of the simpler SEMO algorithm [GL10]. For  $N = O(n)$ , we also obtain the same runtime estimate (in terms of fitness evaluations).

We start with the easier case that parents are chosen uniformly at random or that each parent creates one offspring.



**Theorem 2.** *Consider optimizing the ONEMINMAX function via the NSGA-II with one of the following four ways to generate the offspring population in Step 3 in Algorithm 3, namely applying one-bit mutation or standard bit-wise mutation once to each parent or  $N$  times choosing a parent uniformly at random and applying one-bit mutation or standard bit-wise mutation to it. If the population size  $N$  is at least  $4(n+1)$ , then the expected runtime is  $O(n \log n)$  iterations and  $O(Nn \log n)$  fitness evaluations.*

*Proof.* Let  $x \in P_t$  and  $f(x) = (k, n-k)$  for some  $k \in [0..n]$ . Let  $p$  denote the probability that  $x$  is chosen as parent to be mutated. Conditional on that, let  $p_k^+$  denote the probability of generating from  $x$  an offspring  $y_+$  with  $f(y_+) = (k+1, n-k-1)$  (when  $k < n$ ) and  $p_k^-$  denote the probability of generating from  $x$  an offspring  $y_-$  with  $f(y_-) = (k-1, n-k+1)$  (when  $k > 0$ ). Consequently, the probability that  $R_t$  contains an individual  $y_+$  with objective value  $(k+1, n-k-1)$  is at least  $pp_k^+$ , and the probability that  $R_t$  contains an individual  $y_-$  with objective value  $(k-1, n-k+1)$  is at least  $pp_k^-$ . Since Lemma 1 implies that any existing ONEMINMAX objective value will be kept in the iterations afterwards, we know that the expected number of iterations to obtain  $y_+$  (resp.  $y_-$ ) is at most  $\frac{1}{pp_k^+}$  (resp.  $\frac{1}{pp_k^-}$ ).

Assume that the initial population of the Algorithm 3 contains an  $x$  with  $f(x) = (k_0, n-k_0)$ . Then the expected number of iterations to obtain individuals containing objective values  $(k_0, n-k_0), (k_0+1, n-k_0-1), \dots, (n, 0)$  is at most  $\sum_{i=k_0}^{n-1} \frac{1}{pp_i^+}$ . Similarly, the expected number of iterations to obtain individuals containing objective values  $(k_0-1, n-k_0+1), (k_0-2, n-k_0-2), \dots, (0, n)$  is at most  $\sum_{i=1}^{k_0} \frac{1}{pp_i^-}$ . Consequently, the expected number of iterations to cover the whole Pareto front is at most  $\sum_{i=k_0}^{n-1} \frac{1}{pp_i^+} + \sum_{i=1}^{k_0} \frac{1}{pp_i^-}$ .

Now we calculate  $p$  for the different ways of selecting parents and  $p_k^+$  and  $p_k^-$  for the different mutation operations. If we apply mutation once to each parent in  $P_t$ , we apparently have  $p = 1$ . If we choose the parents independently at random from  $P_t$ , then  $p = 1 - (1 - \frac{1}{N})^N \geq 1 - \frac{1}{e}$ . For one-bit mutation, we have  $p_k^+ = \frac{n-k}{n}$  and  $p_k^- = \frac{k}{n}$ . For standard bit-wise mutation, we have  $p_k^+ \geq \frac{n-k}{n}(1 - \frac{1}{n})^{n-1} \geq \frac{n-k}{en}$  and  $p_k^- \geq \frac{k}{n}(1 - \frac{1}{n})^{n-1} \geq \frac{k}{en}$ .

From these estimates and the fact that the Harmonic number  $H_n = \sum_{i=1}^n \frac{1}{i}$  satisfies  $H_n = O(n \log n)$ , it is not difficult to see that all cases lead to a runtime of  $O(n \log n)$  iterations, hence  $O(Nn \log n)$  fitness evaluation.  $\square$

We now analyze the performance of NSGA-II on ONEMINMAX when selecting the parents via binary tournaments, which is selection method suggested in the original NSGA-II paper [DPAM02]. Here the offspring population  $Q_t$  is generated by  $N$  times independently performing the following sequence of actions: (i) Select

two different individuals  $x', x''$  uniformly at random from  $P_t$ . (ii) Select  $x$  as the better of these two, that is, the one with smaller rank in  $P_t$  or, in case of equality, the one with larger crowding distance in  $P_t$  (breaking a tie randomly). (iii) Generate an offspring by mutating  $x$ .

In the case of binary tournament selection, the analysis is slightly more involved since we need to argue that a desired parent is chosen for mutation with constant probability in one iteration. This is easy to see for a parent at the boundary of the front as its crowding distance is infinite, but less obvious for parents not at the boundary. We note that we need to be able to select such parents since we cannot ensure that the population intersects the Pareto front in a contiguous interval (as can be seen, e.g., from the random initial population). We solve this difficulty in the following three lemmas.

We use the following notation. Consider some iteration  $t$ . For  $i = 1, 2$ , let

$$\begin{aligned} v_i^{\min} &= \min\{f_i(x) \mid x \in R_t\}, \\ v_i^{\max} &= \max\{f_i(x) \mid x \in R_t\} \end{aligned}$$

denote the extremal objective values. Let  $V = f(R_t) = \{(f_1(x), f_2(x)) \mid x \in R_t\}$  denote the set of objective values of the solutions in the combined parent and offspring population  $R_t$ . We define the set of values such that also the right (left) neighbor on the Pareto front is covered by

$$\begin{aligned} V_{\text{in}}^+ &= \{(v_1, v_2) \in V \mid \exists y \in R_t : \\ &\quad (f_1(y), f_2(y)) = (v_1 + 1, v_2 - 1)\}, \\ V_{\text{in}}^- &= \{(v_1, v_2) \in V \mid \exists y \in R_t : \\ &\quad (f_1(y), f_2(y)) = (v_1 - 1, v_2 + 1)\}. \end{aligned}$$

**Lemma 3.** *For any  $(v_1, v_2) \in V \setminus (V_{\text{in}}^+ \cap V_{\text{in}}^-)$ , there is at least one individual  $x \in R_t$  with  $f(x) = (v_1, v_2)$  and  $\text{cDis}(x) \geq \frac{2}{v_1^{\max} - v_1^{\min}}$ .*

*Proof.* Let  $(v_1, v_2) \in V \setminus (V_{\text{in}}^+ \cap V_{\text{in}}^-)$ , let  $S_{1.1}, \dots, S_{1.2N}$  be the sorting of  $R_t$  according to  $f_1$ , and let  $[a..b] = \{i \in [1..2N] \mid f_1(S_{1.i}) = v_1\}$ . If  $v_1 \in \{v_1^{\max}, v_1^{\min}\}$ , then by definition of the crowding distance, one individual in  $f^{-1}((v_1, v_2))$  has an infinite crowding distance. Otherwise, if  $(v_1, v_2) \in V \setminus V_{\text{in}}^-$ , then we have  $f_1(S_{1.a+1}) - f_1(S_{1.a-1}) \geq f_1(S_{1.a}) - f_1(S_{1.a-1}) \geq 2$  and thus  $\text{cDis}(S_{1.a}) \geq \frac{f_1(S_{1.a+1}) - f_1(S_{1.a-1})}{v_1^{\max} - v_1^{\min}} \geq \frac{2}{v_1^{\max} - v_1^{\min}}$ . Similarly, if  $(v_1, v_2) \in V \setminus V_{\text{in}}^+$ , then  $f_1(S_{1.b+1}) - f_1(S_{1.b-1}) \geq f_1(S_{1.b+1}) - f_1(S_{1.b}) \geq 2$  and  $\text{cDis}(S_{1.b}) \geq \frac{f_1(S_{1.b+1}) - f_1(S_{1.b-1})}{v_1^{\max} - v_1^{\min}} \geq \frac{2}{v_1^{\max} - v_1^{\min}}$ .  $\square$

**Lemma 4.** *For any  $(v_1, v_2) \in V_{\text{in}}^+ \cap V_{\text{in}}^-$ , there are at most two individuals in  $R_t$  with objective value  $(v_1, v_2)$  and crowding distance at least  $\frac{2}{v_1^{\max} - v_1^{\min}}$ .*

*Proof.* Let  $(v_1, v_2) \in V_{\text{in}}^+ \cap V_{\text{in}}^-$ ,  $[a..b] = \{i \in [1..2N] \mid f_1(S_{1,i}) = v_1\}$ , and  $[a'..b'] = \{j \in [1..2N] \mid f_2(S_{2,j}) = v_2\}$ . Let  $C = \{S_{1,a}, S_{1,b}\} \cup \{S_{2,a'}, S_{2,b'}\}$ . If  $(R_t \cap f^{-1}((v_1, v_2))) \setminus C$  is not empty, then for any  $x \in (R_t \cap f^{-1}((v_1, v_2))) \setminus C$ , there exist  $i \in [a + 1..b - 1]$  and  $j \in [a' + 1..b' - 1]$  such that  $x = S_{1,i} = S_{2,j}$ . Hence  $\text{cDis}(x) = \frac{f_1(S_{1,i+1}) - f_1(S_{1,i-1})}{v_1^{\max} - v_1^{\min}} + \frac{f_2(S_{2,j+1}) - f_2(S_{2,j-1})}{v_2^{\max} - v_2^{\min}} = 0$ . We thus know that any individual with crowding distance at least  $\frac{2}{v_1^{\max} - v_1^{\min}}$  lies in  $C$ .

Now we discuss the crowding distance of the individual in  $C$ . For any  $x \in C \setminus (\{S_{1,a}, S_{1,b}\} \cap \{S_{2,a'}, S_{2,b'}\})$ , we have  $\text{cDis}(x) = \frac{1}{v_1^{\max} - v_1^{\min}}$  or  $\text{cDis}(x) = \frac{1}{v_2^{\max} - v_2^{\min}}$ . We note that  $v_1^{\max} - v_1^{\min} = v_2^{\max} - v_2^{\min}$  since  $v_1^{\max} = n - v_2^{\min}$  and  $v_1^{\min} = n - v_2^{\max}$ . Hence  $\text{cDis}(x) < \frac{2}{v_1^{\max} - v_1^{\min}}$ . Let now  $x \in \{S_{1,a}, S_{1,b}\} \cap \{S_{2,a'}, S_{2,b'}\}$ . If  $|C| = 1$ , then  $\text{cDis}(x) = \frac{2}{v_1^{\max} - v_1^{\min}} + \frac{2}{v_2^{\max} - v_2^{\min}} = \frac{4}{v_1^{\max} - v_1^{\min}}$ . Otherwise,  $\text{cDis}(x) = \frac{1}{v_1^{\max} - v_1^{\min}} + \frac{1}{v_2^{\max} - v_2^{\min}} = \frac{2}{v_1^{\max} - v_1^{\min}}$ . Therefore, the number of individuals in  $R_t \cap f^{-1}((v_1, v_2))$  with crowding distance at least  $\frac{2}{v_1^{\max} - v_1^{\min}}$  is  $|\{S_{1,a}, S_{1,b}\} \cap \{S_{2,a'}, S_{2,b'}\}|$ , which is at most 2.  $\square$

**Lemma 5.** Assume that  $R_t$  does not cover the whole Pareto front. Let  $R_t^N$  be the set of individuals that are neighbors of an uncovered point on the Pareto front, that is  $R_t^N := \{x \in R_t \mid \exists \varepsilon \in \{-1, +1\} : (f_1(x) + \varepsilon, f_2(x) - \varepsilon) \in [0..n]^2 \setminus f(R_t)\}$ . With probability at least  $\frac{1}{2N} \frac{N-10}{N-1}$ , the winner of a binary tournament lies in  $R_t^N$ .

*Proof.* Obviously, before the whole Pareto front is covered,  $R_t^N \neq \emptyset$ . From Lemma 3, we know there is at least one individual in  $R_t^N$  with crowding distance at least  $\frac{2}{v_1^{\max} - v_1^{\min}}$ . We consider choosing such an individual  $x'$  as the first individual for a binary tournament, which happens with probability at least  $\frac{1}{N}$ . For the second individual  $x''$ , if it is from  $R_t^N$ , the winner lies in  $R_t^N$  no matter which one wins. If  $x'' \in R_t \cap f^{-1}(V_{\text{in}}^+ \cap V_{\text{in}}^-)$  with crowding distance less than  $\frac{2}{v_1^{\max} - v_1^{\min}}$  or  $x'' \in R_t \cap f^{-1}(\{(0, n), (n, 0)\}) \setminus R_t^N$  with zero crowding distance, then  $x'$  wins the binary tournament. By Lemma 4, there are at most  $2|V_{\text{in}}^+ \cap V_{\text{in}}^-| \leq 2(n-1)$  individuals in  $f^{-1}(V_{\text{in}}^+ \cap V_{\text{in}}^-)$  with crowding distance at least  $\frac{2}{v_1^{\max} - v_1^{\min}}$ . With an argument previously used in the proof of Lemma 1, there are at most 4 individuals  $x''$  each with  $f(x'') = (n, 0)$  or  $f(x'') = (0, n)$  with positive crowding distance. Consequently, there are at least  $(N-1) - 2(n-1) - 8 \geq \frac{N}{2} - 5$  individuals that can be chosen for the second individual to ensure that the winner is in  $R_t^N$ . This shows the claimed lower bound of  $\frac{1}{N} \frac{\frac{N}{2} - 5}{N-1} = \frac{1}{2N} \frac{N-10}{N-1}$ .  $\square$

With Lemma 5, we can now easily argue that in a given iteration  $t$ , we have a constant probability of choosing at least once a parent that is a neighbor of an empty spot on the Pareto front. This allows to re-use the main arguments of the simpler analyses for the cases that the parents were choosing randomly or that each parent creates one offspring.

**Theorem 6.** *Consider optimizing the ONEMINMAX function via the NSGA-II which creates the offspring population by  $N$  times choosing a parent via binary tournament selection and applying one-bit or standard bit-wise mutation to it. If the population size  $N$  is at least  $4(n+1)$ , then the expected runtime is  $O(n \log n)$  iterations and  $O(Nn \log n)$  fitness evaluations.*

*Proof.* We analyze one iteration  $t$  at first. Let  $p$  be the probability that at least one selected parent is in  $R_t^N$ . Let  $x$  be such a parent and  $f(x) = (k, n-k)$ . Conditional on that, let  $p_k^+$  denote the probability of such a parent generating  $y_+ \in R_t$  with  $f(y_+) = (k+1, n-k-1)$  and  $p_k^-$  denote the probability of generating  $y_- \in R_t$  with  $f(y_-) = (k-1, n-k+1)$ . Consequently, the probability that  $R_t$  contains an individual  $y_+$  with objective value  $(k+1, n-k-1)$  is at least  $pp_k^+$ , and the probability that  $R_t$  contains an individual  $y_-$  with objective value  $(k-1, n-k+1)$  is at least  $pp_k^-$ . Since Lemma 1 implies that any objective value existing in  $R_t$  will be kept in the later parent populations, we know that the expected number of iterations to obtain  $y_+$  is at most  $\frac{1}{pp_k^+}$ . Assume that the initial population of the Algorithm 3 contains an  $x$  with  $f(x) = (k_0, n-k_0)$ . Then the expected number of iterations to obtain individuals containing objective values  $(k_0, n-k_0), (k_0+1, n-k_0-1), \dots, (n, 0)$  is at most  $\sum_{i=k_0}^{n-1} \frac{1}{pp_i^+}$ . Similarly, we know that the expected number of iterations to obtain  $y_-$  is at most  $\frac{1}{pp_i^-}$ , and we further know that the expected number of iterations to obtain individuals containing objective values  $(k_0-1, n-k_0+1), (k_0-2, n-k_0+2), \dots, (0, n)$  is  $\sum_{i=1}^{k_0} \frac{1}{pp_i^-}$ . Consequently, the expected number of iterations to cover the whole Pareto front is at most  $\sum_{i=k_0}^{n-1} \frac{1}{pp_i^+} + \sum_{i=1}^{k_0} \frac{1}{pp_i^-}$ .

Now we calculate  $p, p_k^+$  and  $p_k^-$ . By Lemma 5, we have  $p \geq 1 - (1 - \frac{1}{2N} \frac{N-10}{N-1})^N$ . For  $p_k^+$  and  $p_k^-$ , if we apply one-bit mutation, we have  $p_k^+ = \frac{n-k}{n}$  and  $p_k^- = \frac{k}{n}$ . Otherwise, if we apply standard bit-wise mutation, we have  $p_k^+ \geq \frac{n-k}{n} (1 - \frac{1}{n})^{n-1} \geq \frac{n-k}{en}$  and  $p_k^- \geq \frac{k}{n} (1 - \frac{1}{n})^{n-1} \geq \frac{k}{en}$ . It is not difficult to see that both cases lead to a runtime of  $O(n \log n)$  iterations, hence  $O(Nn \log n)$  fitness evaluations.  $\square$

## 4 Runtime of the NSGA-II on LeadingOnes-TrailingZeroes

We proceed with analyzing the runtime of the NSGA-II on the benchmark LEADINGONESTRILINGZEROES proposed by Laumanns, Thiele, and Zitzler [LTZ04]. This is the function  $f : \{0, 1\}^n \rightarrow \mathbb{N} \times \mathbb{N}$  defined by

$$f(x) = (f_1(x), f_2(x)) = \left( \sum_{i=1}^n \prod_{j=1}^i x_j, \sum_{i=1}^n \prod_{j=i}^n (1 - x_j) \right)$$

for all  $x \in \{0, 1\}^n$ . Here the first objective is the so-called LEADINGONES function, counting the number of (contiguous) leading ones of the bit string, and the second objective counts in an analogous fashion the number of trailing zeros. Again, the aim is to maximize both objectives. Different from ONEMINMAX, here many solutions exist that are not Pareto optimal. The known runtimes for this benchmark are  $\Theta(n^3)$  for the SEMO [LTZ04],  $O(n^3)$  for the GSEMO [Gie03], and  $O(\mu n^2)$  for the  $(\mu + 1)$  SIBEA with population size  $\mu \geq n + 1$  [BFN08].

Similar to ONEMINMAX, we can show that when the population size is large enough, an objective value on the Pareto front stays in the population from the point on when it is discovered.

**Lemma 7.** *Consider one iteration of the NSGA-II with population size  $N \geq 4(n+1)$  optimizing the LEADINGONESTRILINGZEROES function. Assume that in some iteration  $t$  the combined parent and offspring population  $R_t = P_t \cup Q_t$  contains a solution  $x$  with rank one. Then also the next parent population  $P_{t+1}$  contains an individual  $y$  with  $f(y) = f(x)$ . In particular, once the parent population contains an individual with objective value  $(k, n - k)$ , it will do so for all future generations.*

*Proof.* Let  $F_1$  be the set of solutions of rank one, that is, the set of solutions in  $R_t$  that are not dominated by any other individual in  $R_t$ . By definition of dominance, for each  $v_1 \in \{f_1(x) \mid x \in F_1\}$ , there exists a unique  $v_2 \in \{f_2(x) \mid x \in F_1\}$ . Therefore,  $|F_1|$  is at most  $n + 1$ . We now use the same argument as in Lemma 1 for ONEMINMAX, which is that for each objective value, there are at most 4 individuals with this objective value and positive crowding distance. Thus the number of individuals in  $F_1$  with positive crowding distance is at most  $4(n+1) \leq N$ . Since Step 5 and Step 7 in Algorithm 3 keep  $N$  individuals with smallest rank and largest crowding distance in case of a tie, we know that the individuals with rank one and positive crowding distance will be kept. This shows the first claim.

For the second, let  $x \in P_t$  with  $f(x) = (k, n - k)$  for some  $k$ . Since  $x$  lies on the Pareto front of LEADINGONESTRILINGZEROES, the rank of  $x$  in  $R_t$  is necessarily one. Hence by the first claim, a  $y$  with  $f(y) = f(x)$  will be contained in  $P_{t+1}$ . A simple induction extends this finding to all future generations.  $\square$

Since not all individuals are on the Pareto front, the runtime analysis for LEADINGONESTRILINGZEROES function is slightly more complex than for ONEMINMAX. The process contains two stages: the first stage lasts until we have a solution on the Pareto front. In this phase, we argue that the first objective value increases by one every (expected)  $O(n)$  iterations. Consequently, after an expected number of  $O(n^2)$  iterations, we have an individual  $x$  in the population with  $f_1(x) = n$ , which necessarily lies on the Pareto front. The second stage, where we complete the Pareto front from an existing Pareto-solution, can be analyzed in

a similar manner as for ONEMINMAX in Theorem 2, noting of course the different probabilities to generate a new solution on the Pareto front.

**Theorem 8.** *Consider optimizing the LEADINGONESTRAILINGZEROES function via the NSGA-II with one of the following four ways to generate the offspring population in Step 3 in Algorithm 3, namely applying one-bit mutation or standard bit-wise mutation once to each parent or  $N$  times choosing a parent uniformly at random and applying one-bit mutation or standard bit-wise mutation to it. If the population size  $N$  is at least  $4(n+1)$ , then the expected runtime is  $O(n^2)$  iterations and  $O(Nn^2)$  fitness evaluations.*

*Proof.* Consider one iteration  $t$  of the first stage, that is, we have  $P_t^p = \{x \in P_t \mid f_1(x) + f_2(x) = n\} = \emptyset$ . Let  $v = \max\{f_1(x) \mid x \in P_t\}$  and let  $P_t^* = \{x \in P_t \mid f_1(x) = v\}$ . Let  $x \in P_t^*$ . Let  $p$  denote the probability that  $x$  is chosen as a parent to be mutated. Conditional on that, denote the probability that  $x$  generates a solution with a larger  $f_1$ -value by  $p^*$ . Then the expected number of iterations to obtain a solution with better  $f_1$ -value is at most  $\frac{1}{pp^*}$ . Consequently, the expected number of iterations to obtain a  $f_1$ -value of  $n$ , thus a solution on the Pareto front, is at most  $(n - k_0) \frac{1}{pp^*} \leq n \frac{1}{pp^*}$ , where  $k_0$  is the maximum LEADINGONES value in the initial population.

For the second stage, let  $x \in P_t^p$  such that a neighboring element on the front is not yet covered by  $P_t$ . Let  $p'$  denote the probability that  $x$  is chosen as a parent to be mutated. Conditional on that, let  $p^{**}$  denote a lower bound for the probability to generate a particular neighbor of  $x$  on the front. Consequently, the probability that  $R_t$  covers an extra element of the Pareto front is at least  $p'p^{**}$ . Since Lemma 7 implies that any existing LEADINGONESTRAILINGZEROES value on the front will be kept in the following iterations, we know that the expected number of iterations for this progress is at most  $\frac{1}{p'p^{**}}$ . Since  $n$  such progresses are sufficient to cover the full Pareto front, the expected number of iterations to cover the whole Pareto front is at most  $n \frac{1}{p'p^{**}}$ . Therefore, the expected total runtime is at most  $n \frac{1}{pp^*} + n \frac{1}{p'p^{**}}$  iterations.

Now we calculate  $p$  and  $p'$  for the ways to select parents as well as  $p^*$  and  $p^{**}$  for the different mutation operations. For the parent selection, if we apply mutation to each parent in  $P_t$ , we have  $p = p' = 1$ . Otherwise we  $N$  times choose uniformly at random one individual in  $P_t$ . In this case,  $p = p' = 1 - (1 - \frac{1}{N})^N \geq 1 - \frac{1}{e}$ . For the mutations, we note that the desired progress can always be obtained by flipping one particular bit. Hence for one-bit mutation, we have  $p^* = p^{**} = \frac{1}{n}$ . For standard-bit mutation,  $\frac{1}{n}(1 - \frac{1}{n})^{n-1} \geq \frac{1}{en}$  is a valid lower bound for  $p^*$  and  $p^{**}$ .

All cases lead to a runtime of  $O(n^2)$  iterations, hence  $O(Nn^2)$  fitness evaluations.  $\square$

We now study the runtime of NSGA-II using binary tournament selection. Compared to ONEMINMAX, we face the additional difficulty that now rank one solutions can exist which are not on the Pareto front. Due to their low rank, they could perform well in the selection, but being possibly far from the front, they are not interesting as parents. To ensure that desired parents have a sufficient chance of winning the tournaments, we increase our lower bound on the population size to  $5(n+1)$ . We note that we did not try hard to find the smallest population size allowing to prove our result, so possibly the following theorem could also be shown with a population size of  $4(n+1)$ , but definitely this would not be possible with the arguments used in the case of ONEMINMAX.

**Theorem 9.** *Consider optimizing the LEADINGONESTRILINGZEROES function via the NSGA-II with  $N$  times choosing a parent by binary tournament selection and applying one-bit or standard bit-wise mutation to it. If the population size  $N$  is at least  $5(n+1)$ , then the expected runtime is  $O(n^2)$  iterations and  $O(Nn^2)$  fitness evaluations.*

*Proof.* We continue considering the two stages as in Theorem 8 and using the previous notation  $R_t^N$ ,  $P_t^p$  and  $P_t^*$ . During iteration  $t$  in the first stage, as  $P_t^*$  contains all existing individuals having the maximum  $f_1$ -value, there exists at least one individual  $x \in P_t^*$  with infinite crowding distance. Moreover since  $x$  has rank one,  $x$  will win any tournaments it participates in. Hence the probability that  $x$  is chosen as a parent to be mutated is the same as that  $x$  is chosen for a binary tournament at least one time, which is  $p = 1 - (1 - \frac{2}{N})^N$ . Conditional on that, denote the probability that  $x$  generates a solution with a larger  $f_1$ -value by  $p^*$ . Then the expected number of iterations to obtain a solution with better  $f_1$ -value is at most  $\frac{1}{pp^*}$ . As in Theorem 8, this leads to an expected time of at most  $n \frac{1}{pp^*}$  for finding the first individual on the Pareto front.

For the second stage, before the whole Pareto front is covered, there are Pareto solutions with uncovered neighboring element, that is,  $P_t^p \cap R_t^N \neq \emptyset$ . Then there exist at least one individual  $x \in P_t^p \cap R_t^N$  having the minimum rank of one and positive crowding distance. By an argument used in the proof of Lemma 1 and Lemma 7, the number of individuals of rank one and with positive crowding distance is at most  $4(n+1)$ . Consequently, there are at least  $N - 4(n+1) \geq n+1$  individuals with rank at least two or with rank one and zero crowding distance. Hence, the probability for  $x$  to win a binary tournament is at least  $\frac{1}{5}$ . The probability that  $x$  is chosen as parent to be mutated is at least  $p' = \frac{1}{5}(1 - (1 - \frac{2}{N})^N)$ . Conditional on that, let  $p^{**}$  denote a lower bound for the probability to generate a particular neighbor of  $x$ . Now we calculate  $p^*$  and  $p^{**}$  for the different mutation operations. For the same reasons as in Theorem 8, for one-bit mutation, we have  $p^* = p^{**} = \frac{1}{n}$ . For standard-bit mutation,  $\frac{1}{n}(1 - \frac{1}{n})^{n-1} \geq \frac{1}{en}$  is a valid lower bound for  $p^*$  and  $p^{**}$ . Since the expected total runtime is at most  $n \frac{1}{pp^*} + n \frac{1}{p'p^{**}}$

iterations, all cases lead to a runtime of  $O(n^2)$  iterations, hence  $O(Nn^2)$  fitness evaluations.  $\square$

## 5 An Exponential Lower Bound for Small Population Size

In this section, we prove a lower bound for a small population size. Since lower bound proofs can be quite complicated, recall for example that there are matching lower bounds for the runtime of the SEMO (using one-bit mutation) on ONEMINMAX and LEADINGONES TRAILING ZEROES, but not for the GSEMO (using bit-wise mutation), we restrict ourselves to the simplest variant using each parent once to generate one offspring via one-bit mutation. From the proofs, though, we are optimistic that our results, with different implicit constants, can also be shown for all other variants of the NSGA-II regarded in this work.

Our main result is that this NSGA-II takes an exponential time to find the whole Pareto front (of size  $n + 1$ ) of ONEMINMAX when the population size is  $n + 1$ . This is different from the SEMO and GSEMO algorithms (which have no fixed population size, but which will never store a population larger than  $n + 1$  when optimizing ONEMINMAX) and the  $(\mu + 1)$  SIBEA with population size  $\mu = n + 1$ . Even stronger, we show that there is a constant  $\varepsilon > 0$  such that when the current population  $P_t$  covers at least  $|f(P_t)| \geq (1 - \varepsilon)(n + 1)$  points on the Pareto front of ONEMINMAX, then with probability  $1 - \exp(-\Theta(n))$ , the next population  $P_{t+1}$  will cover at most  $|f(P_{t+1})| \leq (1 - \varepsilon)(n + 1)$  points on the front. Hence when a population covers a large fraction of the Pareto front, then with very high probability the next population will cover fewer points on the front. When the coverage is smaller, that is,  $|f(P_t)| \leq (1 - \varepsilon)(n + 1)$ , then with probability  $1 - \exp(-\Theta(n))$  the combined parent and offspring population  $R_t$  will miss a constant fraction of the Pareto front. From these two statements, it is easy to see that there is a constant  $\delta$  such that with probability  $1 - \exp(-\Omega(n))$ , in none of the first  $\exp(\Omega(n))$  iterations the combined parent and offspring population covers more than  $(1 - \delta)(n + 1)$  points of the Pareto front.

Since it is the technically easier one, we start with the latter statement that a constant fraction of the front not covered by  $P_t$  implies also a constant fraction not covered by  $R_t$ . Before stating the formal result and proof, let us explain the reason behind this result. With a constant fraction of the front not covered by  $P_t$ , also a constant fraction that is  $\Omega(n)$  away from the boundary points  $(0, n)$  and  $(n, 0)$  is not covered. These values have the property that from an individual corresponding to either of their neighboring positions, an individual with this objective value can only be generated with constant probability via one-bit mutation. Again a



constant fraction of these values have only a constant number of individuals on neighboring positions. These values thus have a (small) constant probability of not being generated in this iteration. This shows that in expectation, we are still missing a constant fraction of the Pareto front in  $R_t$ . Via the method of bounded differences (exploiting that each mutation operation can change the number of missing elements by at most one), we turn this expectation into a bound that holds with probability  $1 - \exp(-\Omega(n))$ .

**Lemma 10.** *Let  $\varepsilon \in (0, 1)$  be a sufficiently small constant. Consider optimizing the ONEMINMAX benchmark via the NSGA-II applying one-bit mutation once to each individual. Let the population size be  $N = n + 1$ . Assume that  $|f(P_t)| \leq (1 - \varepsilon)(n + 1)$ . Then with probability at least  $1 - \exp(-\Omega(n))$ , we have  $|f(R_t)| \leq (1 - \frac{1}{10}\varepsilon(\frac{1}{5}\varepsilon - \frac{2}{n})^{5/\varepsilon})(n + 1)$ .*

*Proof.* Let  $F = \{(v, n - v) \mid v \in [0..n]\}$  be the Pareto front of ONEMINMAX. For a value  $(v, n - v) \in F$ , we say that  $(v - 1, n - v + 1)$  and  $(v + 1, n - v - 1)$  are neighbors of  $(v, n - v)$  provided that they are in  $[0..n]^2$ . We write  $(a, b) \sim (u, v)$  to denote that  $(a, b)$  and  $(u, v)$  are neighbors.

Let  $\Delta = \lceil \frac{5}{\varepsilon} \rceil - 1$  and let  $F'$  be the set of values in  $F$  such that more than  $\Delta$  individuals in  $P_t$  have a function value that is a neighbor of this value, that is,

$$F' = \{(v, n - v) \in F \mid |\{x \in P_t \mid f(x) \sim (v, n - v)\}| \geq \Delta + 1\}.$$

Then  $|F'| \leq \frac{2}{\Delta + 1}(n + 1) \leq \frac{2}{5}\varepsilon(n + 1)$  as otherwise the number of individuals in our population could be bounded from below by

$$|F'| \frac{1}{2}(\Delta + 1) > \frac{2}{\Delta + 1}(n + 1) \cdot \frac{1}{2}(\Delta + 1) = n + 1,$$

which contradicts our assumption  $N = n + 1$  (note that the factor of  $\frac{1}{2}$  accounts for the fact that we may count each individual twice).

Let  $M = F \setminus f(P_t)$  be the set of Pareto front values not covered by the current population. By assumption,  $|M| \geq \varepsilon(n + 1)$ . Let

$$M_1 = \left\{ (v, n - v) \in M \mid v \in \left[ \lfloor \frac{1}{5}\varepsilon(n + 1) \rfloor .. n - \lfloor \frac{1}{5}\varepsilon(n + 1) \rfloor \right] \right\} \setminus F'.$$

Then  $|M_1| \geq |M| - 2\lfloor \frac{1}{5}\varepsilon(n + 1) \rfloor - |F'| \geq \frac{1}{5}\varepsilon(n + 1)$ .

We now argue that a constant fraction of the values in  $M_1$  is not generated in the current generation. We note that via one-bit mutation, a given  $(v, n - v) \in F$  can only be generated from an individual  $x$  with  $f(x) \sim (v, n - v)$ . Let  $(v, n - v) \in M_1$ . Since  $v \in [\lfloor \frac{1}{5}\varepsilon(n + 1) \rfloor .. n - \lfloor \frac{1}{5}\varepsilon(n + 1) \rfloor]$ , the probability that a given parent  $x$  is mutated to some individual  $y$  with  $f(y) = (v, n - v)$  is at most

$$\frac{n - \lfloor \frac{1}{5}\varepsilon(n + 1) \rfloor + 1}{n} \leq 1 - \frac{1}{5}\varepsilon + \frac{2}{n}$$

since there are at most  $n - \lfloor \frac{1}{5}\varepsilon(n+1) \rfloor + 1$  bit positions such that flipping them creates the desired value. Since  $v \notin F'$ , the probability that  $Q_t$  (and thus  $R_t$ ) contains no individual  $y$  with  $f(y) = (v, n-v)$ , is at least

$$\left(1 - \left(1 - \frac{1}{5}\varepsilon + \frac{2}{n}\right)\right)^\Delta \geq \left(\frac{1}{5}\varepsilon - \frac{2}{n}\right)^{5/\varepsilon} := p.$$

Let  $X = |F \setminus f(R_t)|$  denote the number of Pareto front values not covered by  $R_t$ . We have  $E[X] \geq |M_1|p \geq \frac{1}{5}\varepsilon p(n+1)$ . The random variable  $X$  is functionally dependent on the  $N = n+1$  random decisions of the  $N$  mutation operations, which are stochastically independent. Changing the outcome of a single mutation operation changes  $X$  by at most 1. Consequently,  $X$  satisfies the assumptions of the method of bounded differences [McD89] (also to be found in [Doe20, Theorem 1.10.27]). Hence the classic additive Chernoff bound applies to  $X$  as if it was a sum of  $N$  independent random variables taking values in an interval of length 1. In particular, the probability that  $X \leq \frac{1}{10}\varepsilon p(n+1) \leq \frac{1}{2}E[X]$  is at most  $\exp(-\Omega(n))$ .  $\square$

We now turn to the other main argument, which is that when the current population covers the Pareto front to a large extent, then the selection procedure of the NSGA-II will remove individuals in such a way from  $R_t$  that at least some constant fraction of the Pareto front is not covered by  $P_{t+1}$ . The key arguments to show this claim are the following. When a large part of the front is covered by  $P_t$ , then many points are only covered by a single individual (since the population size equals the size of the front). With some careful counting, we derive from this that close to two thirds of the positions on the front are covered exactly twice in the combined parent and offspring population  $R_t$  and that the corresponding individuals have the same crowding distance. Since these are roughly  $\frac{4}{3}(n+1)$  individuals appearing equally preferable in the selection, a random selection of at least roughly  $\frac{1}{3}(n+1)$  of them will be removed in the selection step. In expectation, this will remove both individuals from a constant fraction of the points on the Pareto front. Again, the method of bounded differences turns this expectation into a statement with probability  $1 - \exp(-\Omega(n))$ .

**Lemma 11.** *Let  $\varepsilon > 0$  be a sufficiently small constant. Consider optimizing the ONEMINMAX benchmark via the NSGA-II applying one-bit mutation once to each individual. Let the population size be  $N = n+1$ . Assume that the current population  $P_t$  covers  $|f(P_t)| \geq (1 - \varepsilon)(n+1)$  elements of the Pareto front. Then with probability at least  $1 - \exp(-\Omega(n))$ , the next population  $P_{t+1}$  covers less than  $(1 - 0.01)(n+1)$  elements of the Pareto front.*

*Proof.* Let  $U$  be the set of Pareto front values that have exactly one corresponding individual in  $P_t$ , that is, for any  $(v, n-v) \in U$ , there exists only one  $x \in P_t$  with

$f(x) = (v, n-v)$ . We first note that  $|U| \geq (1-2\varepsilon)(n+1)$  as otherwise there would be at least

$$\begin{aligned} 2(|f(P_t)| - |U|) + |U| &= 2|f(P_t)| - |U| \\ &> 2(1-\varepsilon)(n+1) - (1-2\varepsilon)(n+1) = n+1 \end{aligned}$$

individuals in  $P_t$ , which contradicts our assumption  $N = n+1$ .

Let  $U'$  denote the set of values in  $U$  which have all their neighbors also in  $U$ . Since each value not in  $U$  can prevent at most two values in  $U$  from being in  $U'$ , we have

$$\begin{aligned} |U'| &\geq |U| - 2(n+1 - |U|) = 3|U| - 2(n+1) \\ &\geq 3(1-2\varepsilon)(n+1) - 2(n+1) = (1-6\varepsilon)(n+1). \end{aligned}$$

We say that  $(v, n-v)$  is double-covered by  $R_t$  if there are exactly two individuals in  $R_t$  with function value  $(v, n-v)$ . Noting that via one-bit mutation a certain function value can only be generated from the individuals corresponding to the neighbors of this function value, we see that a given  $(v, n-v) \in U'$  with  $v \in [1..n-1]$  is double-covered by  $R_t$  with probability exactly

$$p_v = \frac{n-(v-1)}{n} + \frac{v+1}{n} - 2 \frac{n-(v-1)}{n} \frac{v+1}{n} = 1 - \frac{2v}{n} + 2 \frac{v^2-1}{n^2}.$$

Thus the expected number of double-coverages in  $U'$  is at least

$$\begin{aligned} \sum_{\substack{v \in [1..n-1]: \\ (v, n-v) \in U'}} p_v &= \left( \sum_{v=1}^{n-1} p_v \right) - \left( \sum_{\substack{v \in [1..n-1]: \\ (v, n-v) \notin U'}} p_v \right) \\ &\geq \left( \sum_{v=1}^{n-1} 1 - \frac{2v}{n} + 2 \frac{v^2-1}{n^2} \right) - \left( \sum_{\substack{v \in [1..n-1]: \\ (v, n-v) \notin U'}} 1 \right) \\ &\geq (n-1) - \frac{2}{n} \frac{(n-1)n}{2} + \frac{2}{n^2} \left( \frac{(n-1)n(2(n-1)+1)}{6} - (n-1) \right) \\ &\quad - 6\varepsilon(n+1) \\ &= \frac{n-1}{n^2} \frac{2n^2 - n - 6}{3} - 6\varepsilon(n+1) =: \tilde{m} = \left( \frac{2}{3} - 6\varepsilon \right)(n+1) - O(1). \end{aligned}$$

Denote by  $U''$  the set of values in  $U'$  that are double-covered by  $R_t$  and note that we have just shown  $m := |U''| \geq \tilde{m} = \left( \frac{2}{3} - 6\varepsilon \right)(n+1) - O(1)$ . Our next argument is that these double-coverages correspond to approximately  $\frac{4}{3}(n+1)$  individuals in  $R_t$ , all having the same crowding distance, so the selection procedure necessarily

has to discard at least roughly  $\frac{1}{3}(n+1)$  of them, randomly chosen, and this will lead to a decent number of values in  $U''$  that are not covered anymore by  $P_{t+1}$ .

To make this precise, let  $R''$  denote the individuals  $x$  in  $R_t$  such that  $f(x) \in U''$ . By construction, there are exactly two such individuals for each value in  $U''$ , hence  $|R''| = 2m$ . Further, both neighboring values are also present in  $f(R_t)$ . Consequently, each  $x \in R''$  has crowding distance (in  $R_t$ ) exactly  $d = \frac{1}{v_1^{\max} - v_1^{\min}} + \frac{1}{v_2^{\max} - v_2^{\min}}$ . We recall that the selection procedure (since all ranks are equal to one) first discards all individuals with crowding distance less than  $d$  (as these are at most  $2N - |R''| \leq 2(n+1 - \tilde{m}) = (2 - \frac{4}{3} + 12\varepsilon)(n+1) + O(1)$ , which is less than  $N$  for  $n$  large and  $\varepsilon$  small enough) and then, randomly, discards a further number of individuals from all individuals with crowding distance exactly  $d$  so that exactly  $N$  individuals remain. For  $N$  individuals to remain, we need that at least  $k := |R''| - N$  individuals from  $R''$  are discarded.

To ease the calculation, we first reduce the problem to the case that  $|R''| = 2\tilde{m}$ . Indeed, let  $U'''$  be any subset of  $U''$  having cardinality exactly  $\tilde{m}$  and let  $R'''$  be the set of individuals  $x \in R_t$  with  $f(x) \in U'''$ . Then  $R''' \subseteq R''$  and  $|R'''| = 2\tilde{m}$ . With the same argument as in the previous paragraph we see that the selection procedure has to remove at least  $\tilde{k} := 2\tilde{m} - N$  elements from  $R'''$ . We thus analyze the number of elements of  $U'''$  that become uncovered when we remove a random set of  $\tilde{k}$  individuals from  $R'''$ , knowing that this is a lower bound for the number of elements uncovered in  $U''$ , both because the number of individuals removed from  $R'''$  can be higher than  $\tilde{k}$  and because the removal of elements in  $R'' \setminus R'''$  can also lead to uncovered elements in  $U''$ .

We take a final pessimistic simplification, and this is that we select  $\tilde{k}$  elements from  $R'''$  with replacement and remove these individuals from  $R'''$ . Clearly, this can only lower the number of removed elements, hence our estimate for the number of uncovered elements is also valid for the random experiment without replacement (where we choose exactly  $\tilde{k}$  elements to be removed).

For this random experiment the probability for uncovering a position in  $U'''$  is at least

$$\begin{aligned} & 1 - 2 \left(1 - \frac{1}{2\tilde{m}}\right)^{\tilde{k}} + \left(1 - \frac{2}{2\tilde{m}}\right)^{\tilde{k}} \\ &= 1 - 2 \exp\left(-\frac{\tilde{k}}{2\tilde{m}}\right) + \exp\left(-\frac{\tilde{k}}{\tilde{m}}\right) - O\left(\frac{1}{n}\right) \\ &\geq 1 - 2 \exp\left(-1 + \frac{3}{4} \frac{1}{1-9\varepsilon}\right) + \exp\left(-2 + \frac{6}{4} \frac{1}{1-9\varepsilon}\right) - O\left(\frac{1}{n}\right) := p, \end{aligned}$$

where we used the estimate  $\frac{\tilde{k}}{2\tilde{m}} = 1 - \frac{n+1}{2\tilde{m}} = 1 - \frac{3}{4} \frac{1}{1-9\varepsilon} + O(\frac{1}{n})$  and the fact that  $\tilde{m} = \Theta(n)$ .

Let  $Y$  denote the number of elements of  $U'''$  uncovered in our random experiment. We note that  $1 - 2\exp(-1/4) + \exp(-1/2) \geq 0.04892$ . Hence when  $n$  is large enough and  $\varepsilon$  was chosen as a sufficiently small constant, then

$$E[Y] = p\tilde{m} \geq 0.02(n+1).$$

The random variable  $Y$  is functionally dependent on the  $k$  selected individuals, which are stochastically independent. Changing the outcome of a single selected individual changes  $Y$  by at most 1. Consequently,  $Y$  satisfies the assumptions of the method of bounded differences [McD89]. Consequently, the classic additive Chernoff bound applies to  $Y$  as if it was a sum of  $k = \Omega(n)$  independent random variables taking values in an interval of length 1. In particular, the probability that  $Y \leq 0.01(n+1) \leq \frac{1}{2}E[Y]$  is at most  $\exp(-\Omega(n))$ .  $\square$

Combining Lemmas 10 and 11, we have the following exponential runtime result.

**Theorem 12.** *Consider optimizing ONEMINMAX via the NSGA-II applying one-bit mutation once to each individual. Let the population size be  $N = n + 1$ . There is a positive constant  $\gamma$  such that there is a time  $T = \exp(\Omega(n))$  such that with probability  $1 - \exp(-\Omega(n))$ , in each of the first  $T$  iterations at most a fraction of  $1 - \gamma$  of the Pareto front is covered by  $P_t$ .*

*Proof.* Let  $\varepsilon$  be the small constant making Lemma 11 valid. Assume that  $n$  is sufficiently large. Let  $\tilde{\varepsilon} = (\frac{1}{10}\varepsilon)^{5/\varepsilon+1}$ . By a simple Chernoff bound, we note that the random initial population  $P_0$  with probability  $1 - \exp(-\Omega(n))$  covers at most half of the Pareto front. Let  $t$  be some iteration. If  $|f(P_t)| \geq (1 - \varepsilon)(n+1)$ , then by Lemma 11 the next population  $P_{t+1}$  covers less than  $(1 - 0.01)(n+1)$  values of the Pareto front. If  $|f(P_t)| = (1 - \delta)(n+1)$  for some  $\delta > \varepsilon$ , then by Lemma 10 we have  $n+1 - |f(P_{t+1})| \geq \frac{1}{10}\delta(\frac{1}{5}\delta - \frac{2}{n})^{5/\delta}(n+1) \geq \frac{1}{10}\varepsilon(\frac{1}{5}\varepsilon - \frac{2}{n})^{5/\varepsilon}(n+1) \geq \tilde{\varepsilon}(n+1)$  when  $n$  is sufficiently large. Consequently, for each generation  $t$ , the probability that  $P_t$  covers more than  $(1 - \min\{\tilde{\varepsilon}, 0.01\})(n+1)$  values of the Pareto front, is only  $\exp(-\Omega(n))$ . In particular, a union bound shows that for  $T = \exp(\Theta(n))$  suitably chosen, with probability  $1 - \exp(-\Omega(n))$  in all of the first  $T$  iterations, the population covers at most  $(1 - \min\{\tilde{\varepsilon}, 0.01\})(n+1)$  values of the Pareto front.  $\square$

## 6 Experiments

To complement our asymptotic results with runtime data for concrete problem sizes, we conducted the following experiments.

## 6.1 Settings

We use, in principle, the version of the NSGA-II given by Deb (Revision 1.1.6), available at <https://www.egr.msu.edu/~kdeb/codes.shtml>, except that, as in our theoretical analysis, we do not use crossover. We re-implemented the algorithm in Matlab (R2016b). When a sorting procedure is used, we use the one provided by Matlab (and not randomized Quicksort as in Deb’s implementation). The code will be made available upon acceptance.

Our theoretical analysis above covers three parent selection strategies and two mutation operators. For reasons of space, we concentrate our experiments on one representative setting, namely binary tournament selection (as proposed in [DPAM02]) and standard bit-wise mutation with mutation rate  $\frac{1}{n}$  (which is the most common mutation operator in evolutionary computation). We use the following experimental settings.

- Problem size  $n$ : 100, 200, 300, and 400 for ONEMINMAX, and 30, 60, 90, and 120 for LEADINGONESTRILINGZEROES.
- Population size  $N$ : Our theoretical analyses (Theorems 6 and 9) proved a good performance of the NSGA-II for population sizes of at least  $N^* = 4(n + 1)$  for ONEMINMAX and at least  $N^* = 5(n + 1)$  for LEADINGONESTRILINGZEROES. We use this value also in the experiments. We also use the value  $N = 2N^*$ , for which our theory results apply, but our runtime guarantees are twice as large as for  $N^*$  (when making the implicit constants in the results visible). We also use two smaller values (of at least  $1.5(n + 1)$ ) to explore the parameter range where we have no proven result, but where one can be optimistic that roughly the same working principles apply and the smaller population size possibly gives a better performance. Finally, we conduct experiments with the population size  $N = n + 1$ , which is large enough to represent the full Pareto front, but for which we have proven the NSGA-II to be ineffective (on ONEMINMAX and when letting each parent create an offspring via one-bit mutation).
- Number of independent runs: 20.

## 6.2 Efficient Population Sizes

Figure 1 displays the runtime (that is, the time until the full Pareto front is covered) of the NSGA-II with the four “large” population sizes together with the runtime of the (parameter-less) GSEMO. This data confirms that the NSGA-II can efficiently cover the Pareto front of ONEMINMAX and LEADINGONESTRILINGZEROES when using a population size of at least  $N^*$ . The runtimes for  $N = 2N^*$  are clearly

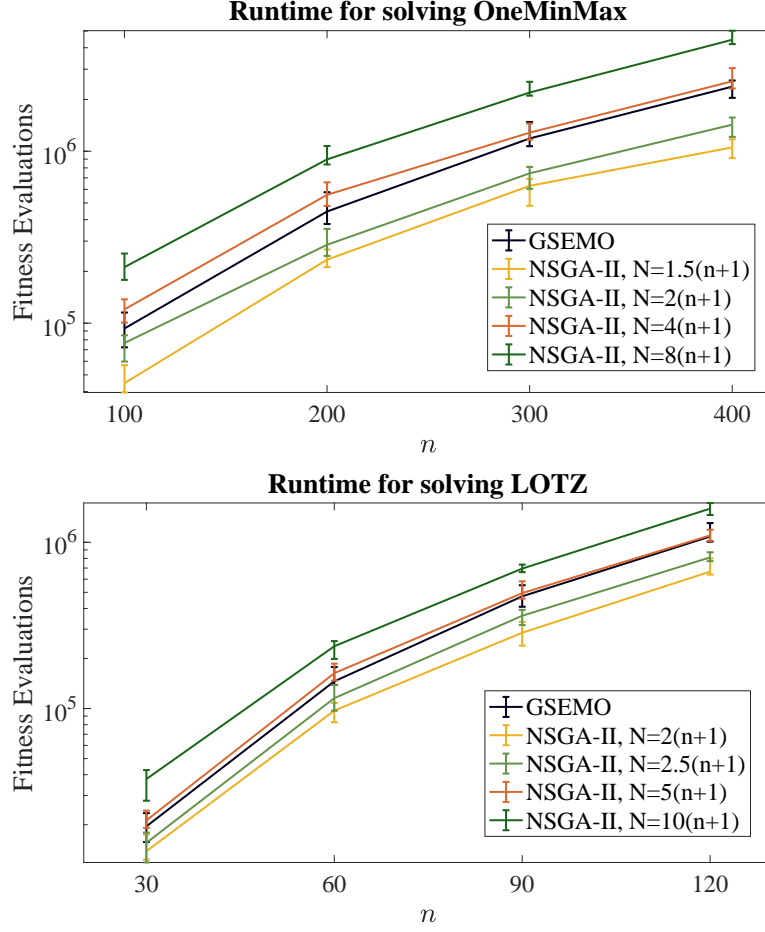


Figure 1: The number of function evaluations for the NSGA-II (binary tournament selection, standard bit-wise mutation) with different population sizes and for the GSEMO optimizing `ONEMINMAX` and `LEADINGONESTRILINGZEROES`. Displayed are the median (with 1st and 3rd quartiles) in 20 independent runs.

larger than for  $N^*$ , roughly by a factor of 2 for `LEADINGONESTRILINGZEROES`, but by slightly less for `ONEMINMAX`. The data for the two population sizes smaller than  $N^*$  indicates that also for these parameter settings the NSGA-II performs very well.

Comparing the NSGA-II to the GSEMO, we observe that the NSGA-II with a proper choice of the population size shows a better performance. This is interesting and somewhat unexpected (on simple problems like `ONEMINMAX` and `LEADINGONESTRILINGZEROES`) since the NSGA-II throughout the run works with a population of size  $N$ , whereas the GSEMO only keeps the at most  $n + 1$  non-dominated individuals in its population. Consequently, in particular in the

early stages of the optimization process, each iteration takes significantly fewer fitness evaluations. It is clear that the NSGA-II with binary tournament selection has the advantage of favoring extremal individuals as parents, but that this advantage outnumbers the disadvantage of the higher cost per iteration – at least a factor of two when using  $N = 2(n + 1)$  – was not expected by us.

### 6.3 Inefficient Population Size

When the population size is small, we do not have the result that points on the front cannot be lost (Lemmas 1 and 7) and the proof of Theorem 12 shows that indeed we can easily lose points on the front, leading to a runtime at least exponential in  $n$  when  $N = n + 1$ . In this subsection, we analyze this phenomenon experimentally. As discussed earlier, we concentrate on the NSGA-II with tournament selection and standard bit-wise mutation (but we have no reason to believe that both the mathematical and the experimental findings hold for all variants of the NSGA-II).

Since it is hard to show an exponential runtime experimentally, we do not run the algorithm until it found the full Pareto front (this would be possible only for very small problem sizes), but we conduct a slightly different experiment for reasonable problem sizes which also strongly indicates that the NSGA-II has enormous difficulties in finding the full front. We ran the NSGA-II for 3000 generations for ONEMINMAX and 5000 generations for LEADINGONESTRILINGZEROES and measured for each generation the ratio by which the Pareto front is covered. This data is displayed in Figure 2. We see clearly that the coverage of the Pareto front steeply increases at first, but then stagnates at a constant fraction clearly below one (around 80% for ONEMINMAX and between 50% and 60% for LEADINGONESTRILINGZEROES) and this in a very concentrated manner. From this data, there is no indication that the Pareto front will be covered anytime soon. Back-of-the-envelope calculations (similar to the rigorous proof of Theorem 12) suggest that, regardless of the variant of the algorithm we consider, when  $P_t$  covers only a constant fraction of the front, then the probability that  $R_t$  covers the full front is  $\exp(-\Omega(n))$ . The main argument, as in the proof of Theorem 12, would be that a constant fraction of the missing points on the front has only a constant probability (less than one) of being generated. Hence in expectation, a constant fraction will not be generated, and the method of bounded differences (exploiting the large amount of independent randomness in the offspring generation) translates this expectation into a statement that holds with probability  $1 - \exp(-\Omega(n))$ .

Without exploring this aspect in detail, we note that the NSGA-II, while not finding the full Pareto front, still approximates the front very well. Figure 3 shows that also with this low population size, the NSGA-II discovers the extremal points  $(0, n)$  and  $(n, 0)$  of the front relatively fast. When regarding the solutions on the Pareto front after 3000 generations (ONEMINMAX) and 5000 generations



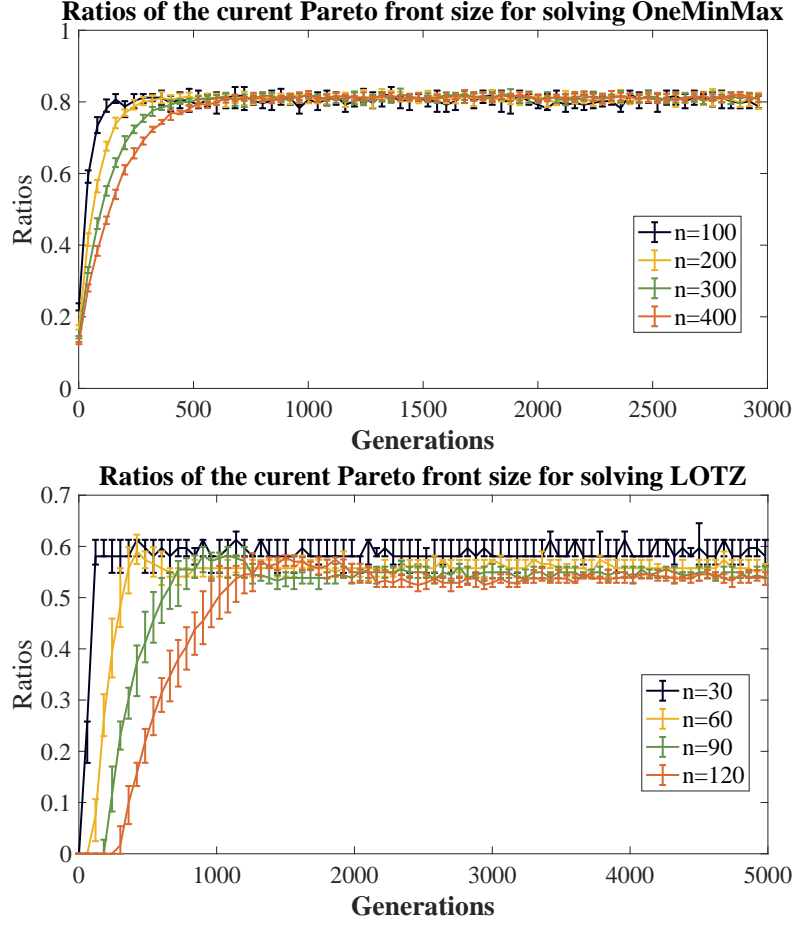


Figure 2: Ratio of the coverage of the Pareto front by the current population of the NSGA-II (binary tournament selection, standard bit-wise mutation) with population size  $N = n + 1$ . Displayed are the median (with 1st and 3rd quartiles) in 20 independent runs.

(LEADINGONESTRILINGZEROES), on all runs we never encountered an interval of uncovered points of length longer than 4. We display in Figure 4 the function values of the populations after a moderate runtime in a typical run of the NSGA-II. In all eight datasets, the complete Pareto front was not found. However, the plots also show that in all cases, the front is well approximated by the population. For LEADINGONESTRILINGZEROES, the approximation is slightly worse than for ONEMINMAX, but still very good. Also, we note that the population contains only individuals on the Pareto front (which is trivially satisfied for ONEMINMAX, but not so for LEADINGONESTRILINGZEROES).

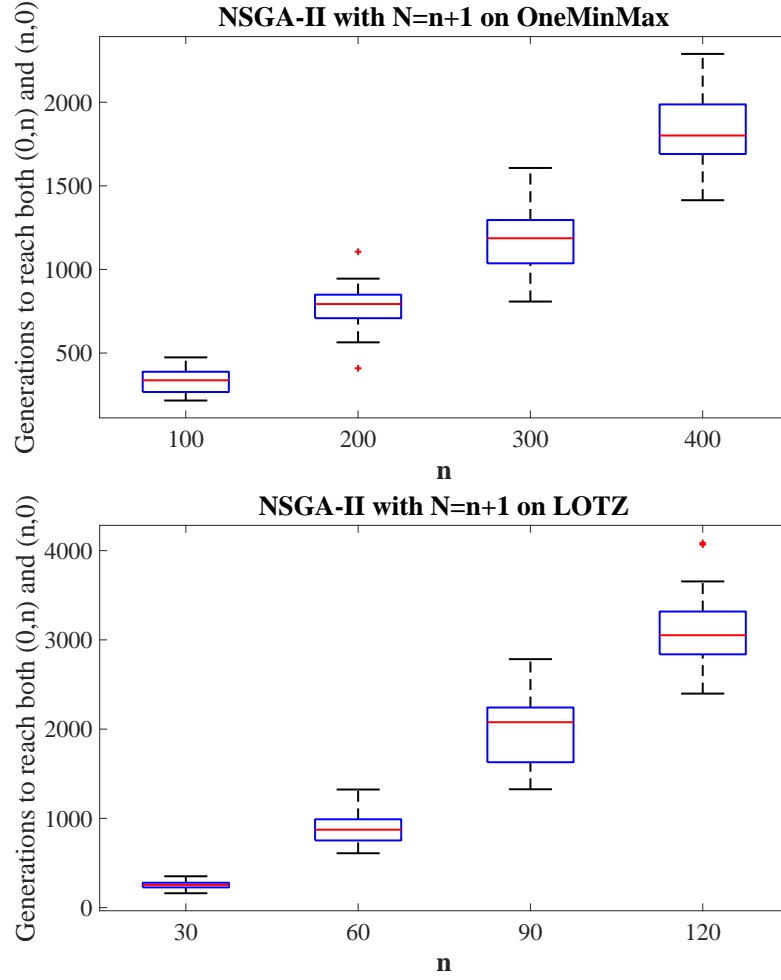


Figure 3: First generation when both extreme function values  $(0, n)$  and  $(n, 0)$  were contained in the population of the NSGA-II (binary tournament selection, standard bit-wise mutation, population size  $N = n + 1$ ).

## 7 Conclusion and Future Work

This paper conducted the first mathematical runtime analysis of the NSGA-II, which is the predominant framework in real-world multi-objective optimization. We proved that with a suitable population size, several variants of the NSGA-II satisfy the same runtime guarantees as the SEMO, GSEMO, and  $(\mu + 1)$  SIBEA when optimizing the two benchmarks ONEMINMAX and LEADINGONESTRILINGZEROES. The choice of the population size is important. We prove an exponential runtime of the NSGA-II when the population size equals the size of the Pareto front.

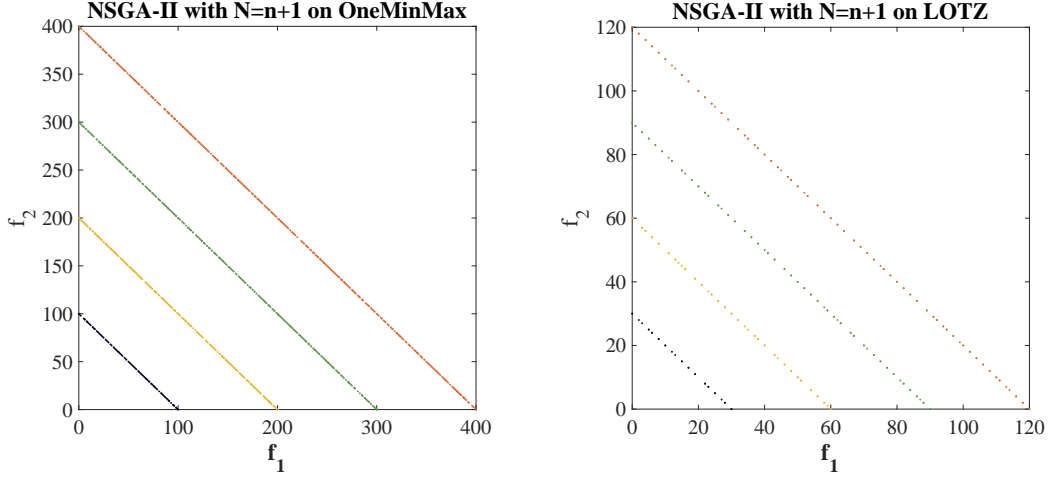


Figure 4: The function values of the population  $P_t$  for  $t = 3000$  when optimizing ONEMINMAX and for  $t = 5000$  when optimizing LEADINGONES-TRAILINGZEROES via the NSGA-II (binary tournament selection, standard bit-wise mutation, population size  $N = n + 1$ ) in one typical run. Both plots show that this population size is not sufficient to completely cover the Pareto front, but it suffices to approximate very well the front.

On the technical side, this paper shows that mathematical runtime analyses are feasible also for the NSGA-II. We provided a number of arguments to cope with the specific properties of this algorithm, in particular, the fact that points in the Pareto front can be lost and the commonly used parent selection via binary tournaments based on the rank and crowding distance. We are optimistic that these tools will aid future analyses of the NSGA-II.

In this first analysis of the NSGA-II, following the example of most previous theoretical works on MOEAs, we only regarded the target of computing the full Pareto front. For many practically relevant problems, this is too much to ask for since the Pareto front can be very large. In this case, a better target is to compute a smaller set of Pareto optima that is a good sparse representation of the full front. One of our experiments for the case  $N = n + 1$  suggests that the NSGA-II could be well suited to compute such approximations. Understanding this research question will be the target of our future research.

## Acknowledgments

This work was supported by a public grant as part of the Investissement d’avenir project, reference ANR-11-LABX-0056-LMH, LabEx LMH.

This work was also supported by Guangdong Basic and Applied Basic Research Foundation (Grant No. 2019A1515110177), Guangdong Provincial Key Laboratory (Grant No. 2020B121201001), the Program for Guangdong Introducing Innovative and Entrepreneurial Teams (Grant No. 2017ZT07X386), Shenzhen Science and Technology Program (Grant No. KQTD2016112514355531).

## References

- [BFN08] Dimo Brockhoff, Tobias Friedrich, and Frank Neumann. Analyzing hypervolume indicator based algorithms. In *Parallel Problem Solving from Nature, PPSN 2008*, pages 651–660. Springer, 2008.
- [BFQY20] Chao Bian, Chao Feng, Chao Qian, and Yang Yu. An efficient evolutionary algorithm for subset selection with general cost constraints. In *AAAI Conference on Artificial Intelligence, AAAI 2020*, pages 3267–3274. AAAI, 2020.
- [BQT18] Chao Bian, Chao Qian, and Ke Tang. A general approach to running time analysis of multi-objective evolutionary algorithms. In *International Joint Conference on Artificial Intelligence, IJCAI 2018*, pages 1405–1411. IJCAI, 2018.
- [Cra21] Victoria G. Crawford. Faster guarantees of evolutionary algorithms for maximization of monotone submodular functions. In *International Joint Conference on Artificial Intelligence, IJCAI 2021*, pages 1661–1667. ijcai.org, 2021.
- [Doe20] Benjamin Doerr. Probabilistic tools for the analysis of randomized optimization heuristics. In Benjamin Doerr and Frank Neumann, editors, *Theory of Evolutionary Computation: Recent Developments in Discrete Optimization*, pages 1–87. Springer, 2020. Also available at <https://arxiv.org/abs/1801.06733>.
- [DPAM02] Kalyanmoy Deb, Amrit Pratap, Sameer Agarwal, and T. Meyarivan. A fast and elitist multiobjective genetic algorithm: NSGA-II. *IEEE Transactions on Evolutionary Computation*, 6:182–197, 2002.
- [DZ21] Benjamin Doerr and Weijie Zheng. Theoretical analyses of multi-objective evolutionary algorithms on multi-modal objectives. In *Conference on Artificial Intelligence, AAAI 2021*, pages 12293–12301. AAAI Press, 2021.

- [FHH<sup>+</sup>10] Tobias Friedrich, Jun He, Nils Hebbinghaus, Frank Neumann, and Carsten Witt. Approximating covering problems by randomized search heuristics using multi-objective models. *Evolutionary Computation*, 18:617–633, 2010.
- [FN15] Tobias Friedrich and Frank Neumann. Maximizing submodular functions under matroid constraints by evolutionary algorithms. *Evolutionary Computation*, 23:543–558, 2015.
- [Gie03] Oliver Giel. Expected runtimes of a simple multi-objective evolutionary algorithm. In *IEEE Congress on Evolutionary Computation, CEC 2003*, volume 3, pages 1918–1925. IEEE, 2003.
- [GL10] Oliver Giel and Per Kristian Lehre. On the effect of populations in evolutionary multi-objective optimisation. *Evolutionary Computation*, 18:335–356, 2010.
- [HZ20] Zhengxin Huang and Yuren Zhou. Runtime analysis of somatic contiguous hypermutation operators in MOEA/D framework. In *AAAI Conference on Artificial Intelligence, AAAI 2020*, volume 34, pages 2359–2366. AAAI, 2020.
- [HZCH19] Zhengxin Huang, Yuren Zhou, Zefeng Chen, and Xiaoyu He. Running time analysis of MOEA/D with crossover on discrete optimization problem. In *AAAI Conference on Artificial Intelligence, AAAI 2019*, volume 33, pages 2296–2303. AAAI, 2019.
- [LTZ<sup>+</sup>02] Marco Laumanns, Lothar Thiele, Eckart Zitzler, Emo Welzl, and Kalyanmoy Deb. Running time analysis of multi-objective evolutionary algorithms on a simple discrete optimization problem. In *International Conference on Parallel Problem Solving from Nature, PPSN 2002*, pages 44–53. Springer, 2002.
- [LTZ04] Marco Laumanns, Lothar Thiele, and Eckart Zitzler. Running time analysis of multiobjective evolutionary algorithms on pseudo-boolean functions. *IEEE Transactions on Evolutionary Computation*, 8:170–182, 2004.
- [LZZZ16] Yuan-Long Li, Yu-Ren Zhou, Zhi-Hui Zhan, and Jun Zhang. A primary theoretical study on decomposition-based multiobjective evolutionary algorithms. *IEEE Transactions on Evolutionary Computation*, 20:563–576, 2016.

- [McD89] Colin McDiarmid. On the method of bounded differences. In *Surveys in Combinatorics*, pages 48–118. 1989.
- [NRS11] Frank Neumann, Joachim Reichel, and Martin Skutella. Computing minimum cuts by randomized search heuristics. *Algorithmica*, 59:323–342, 2011.
- [NSN15] Anh Quang Nguyen, Andrew M. Sutton, and Frank Neumann. Population size matters: Rigorous runtime results for maximizing the hypervolume indicator. *Theoretical Computer Science*, 561:24–36, 2015.
- [NW06] Frank Neumann and Ingo Wegener. Minimum spanning trees made easier via multi-objective optimization. *Natural Computing*, 5:305–319, 2006.
- [OGNS20] Edgar Covantes Osuna, Wanru Gao, Frank Neumann, and Dirk Sudholt. Design and analysis of diversity-based parent selection schemes for speeding up evolutionary multi-objective optimisation. *Theoretical Computer Science*, 832:123–142, 2020.
- [QBF20] Chao Qian, Chao Bian, and Chao Feng. Subset selection by pareto optimization with recombination. In *AAAI Conference on Artificial Intelligence, AAAI 2020*, pages 2408–2415. AAAI, 2020.
- [QSYT17] Chao Qian, Jing-Cheng Shi, Yang Yu, and Ke Tang. On subset selection with general cost constraints. In *International Joint Conference on Artificial Intelligence, IJCAI 2017*, volume 17, pages 2613–2619. ijcai.org, 2017.
- [QYT<sup>+</sup>19] Chao Qian, Yang Yu, Ke Tang, Xin Yao, and Zhi-Hua Zhou. Maximizing submodular or monotone approximately submodular functions by multi-objective evolutionary algorithms. *Artificial Intelligence*, 275:279–294, 2019.
- [QYZ13] Chao Qian, Yang Yu, and Zhi-Hua Zhou. An analysis on recombination in multi-objective evolutionary optimization. *Artificial Intelligence*, 204:99–119, 2013.
- [RNNF19] Vahid Roostapour, Aneta Neumann, Frank Neumann, and Tobias Friedrich. Pareto optimization for subset selection with dynamic cost constraints. In *AAAI Conference on Artificial Intelligence, AAAI 2019*, volume 33, pages 2354–2361. AAAI, 2019.

- [ZQL<sup>+</sup>11] Aimin Zhou, Bo-Yang Qu, Hui Li, Shi-Zheng Zhao, Ponnuthurai Nagarathnam Suganthan, and Qingfu Zhang. Multiobjective evolutionary algorithms: A survey of the state of the art. *Swarm and Evolutionary Computation*, 1:32–49, 2011.