



**School of
Engineering**

InIT Institut für angewandte
Informationstechnologie

Master of Science in Engineering

FirmwareDroid: Security Analysis of the Android Firmware Eco- System

Author

Thomas Sutter

Supervisor

Prof. Dr. Bernhard Tellenbach

Date

31.01.2021

arXiv:2112.08520v1 [cs.CR] 13 Dec 2021

DECLARATION OF ORIGINALITY

Declaration concerning the independent drafting of a project at the School of Engineering

By submitting this Master's thesis, the undersigned student confirms that this thesis is his/her own work and was written without the help of a third party.

The student declares that all sources in the text (including Internet pages) and appendices have been correctly disclosed. This means that there has been no plagiarism, i.e. no sections of the Master's thesis have been partially or wholly taken from other texts and represented as the student's own work or included without being correctly referenced.

Any misconduct will be dealt with according to paragraphs 39 and 40 of the General Academic Regulations for Bachelor's and Master's Degree courses at the Zurich University of Applied Sciences (Rahmenprüfungsordnung ZHAW (RPO)) and subject to the provisions for disciplinary action stipulated in the University regulations.

City, Date: _____ Signature: _____

Abstract

The Android Open Source Project (AOSP) is probably the most used and customized operating system for smartphones and IoT devices worldwide. Its market share and high adaptability makes Android an interesting operating system for many developers. Nowadays, we use Android firmware in smartphones, TVs, smartwatches, cars, and other devices by various vendors and manufacturers.

The sheer amount of customized Android firmware and devices makes it hard for security analysts to detect potentially harmful applications. Another fact is that many vendors include apps from 3rd party developers. Such bloatware usually has more privileges than standard apps and cannot be removed by the user without rooting the device. In recent years several cases were reported where 3rd party developers could include malicious apps into the Android built chain. Media reports claim that pre-installed malware like Chamois and Triade were able to infect several million devices. Such cases demonstrate the need for better strategies for analyzing Android firmware.

In our study, we analyze the Android firmware eco-system in various ways. We collected a dataset with several thousand Android firmware archives and show that several terabytes of firmware data are waiting on the web to be analyzed. We develop a web service called FirmwareDroid for analyzing Android firmware archives and pre-installed apps and create a dataset of firmware samples. Focusing on Android apps, we automated the process of extracting and scanning pre-installed apps with state of the art open-source tools.

We demonstrate on real data that pre-installed apps are, in fact, a threat to Android's users, and we can detect several hundred malware samples using scanners like VirusTotal, AndroGuard, and APKiD. With state of the art tools, we could scan more than 900'000 apps during our research and give unique insights into Android custom ROMs. Moreover, we enhanced FirmwareDroid with fuzzy hashing algorithms and used them to detect similarities between binaries.

We show that automated security testing of Android firmware is feasible and that we can detect pre-installed malware with open-source analysis tools. We explain the challenges of dynamic analysis of Android pre-installed apps and discuss the limits of fuzzy hashing algorithms for similarity detection.

Contents

1	Introduction	1
1.1	Project Goals, Conditions and Scope	2
1.2	Literature Search	2
1.3	Related Work	3
1.3.1	Conference Talks	4
2	Fundamentals	5
2.1	Android Firmware Structure	5
2.2	Collecting Firmware Samples	6
2.3	Extracting pre-installed Apps	8
2.4	Version Identification	11
2.5	Verified Boot	11
2.6	Modifying Firmware	18
2.7	APK signing and permissions	19
3	Dataset Analysis	24
3.1	Selecting State of the Art Tools	24
3.2	Build Property Analysis	26
3.3	AndroGuard Scan Result Analysis	29
3.3.1	Permissions	29
3.3.1.1	Android 10: Permissions statistics	29
3.3.1.2	Android 9: Permissions statistics	31
3.3.1.3	Android 8: Permission statistics	32
3.3.2	Certificates	34
3.4	APKiD Scan Result Analysis	38
3.5	Androwarn Report Analysis	41
3.6	VirusTotal Report Analysis	46
3.7	TLSH Fuzzy Hashing	48
3.7.1	Performance of TLSH filtering	52
3.7.2	Complexity of Filtering	56
4	FirmwareDroid Implementation	58
4.1	Architecture and Technologies	58
4.1.1	FirmwareDroid REST API	59
4.2	Experimental Features and Ideas	62
4.2.1	Diffing Firmware and Android apps	62
4.2.2	AndroGuard String Enrichment	62
4.3	Dynamic Analysis of pre-installed Apps	64
5	Results and Discussion	66
5.1	Results	66
5.2	Project Goals Review	67
5.3	Discussion	68
5.3.1	Limitations of our work	68
5.3.2	Android Customization	68

6	Future Work and Conclusion	70
6.1	Future Work	70
6.1.1	Future of FirmwareDroid	71
6.2	Conclusion	73
6.3	Acknowledgment	73
7	Directories	74
7.1	List of Figures	83
7.2	List of Tables	84
7.3	List of Listings	84
	Appendix	85
A	Android Verified Boot code snippets and examples	85
B	AndroGuard Permission Statistics	93
C	Androwarn Native Code Loading	94
D	FirmwareDroid Rest API	96
E	Literature Search Results	99

Chapter 1

Introduction

In this thesis, we introduce a new security framework for Android, FirmwareDroid. Our study analyzes pre-installed apps with static analysis tools and gives unique insights into Android’s firmware eco-system.

In recent years, several incidents happened where attackers could infiltrate different vendors’ supply chain and include malicious apps to Android firmware, exposing several millions of users to potential security and privacy risks. Malware families like Cosiloon [1], Chamois [2] and Triada [3] are just some examples. Attackers seem to focus on pre-installed apps specifically, and it is unknown how much malware is still present in Android firmware today.

In recent years several open-source tools for static [4, 5, 6, 7, 8] and dynamic [9, 10, 11] analysis of Android apps were published. To our knowledge, there are no open-source tools that allow automated analysis of Android firmware and the containing Android pre-installed apps. Therefore we developed FirmwareDroid– a tool to automated Android firmware analysis. FirmwareDroid allows to extract files like apps from Android firmware and does an automated static analysis of the extracted apps.

Since every year a new Android version is released, and firmware updates are more frequently rolled-out, the need for automated analysis tools grows. We use Android as an operating system on smartphones; other devices like TVs and cars use customized AOSP builds as firmware. The demand for automated security assessment is high enough for large IT companies like Google, Facebook, and Amazon to invest in security certifications like the ioXt [12].

Most studies in Android App Security have focused on analyzing apps from the Google Playstore or other markets. Some studies examine Android pre-installed apps, and firmware [13, 14, 15], but to our knowledge, none of these studies released an open-source tool for analyzing pre-installed apps. With FirmwareDroid, we aim to provide an open-source framework to analyze large datasets of Android pre-installed apps in a reasonable amount of time. Our goal is to provide one tool that can extract apps from all major Android versions and is extendable for further research.

Furthermore, we use FirmwareDroid to conduct a large scale study on 5’931 Android firmware archives and over 900’000 apps. We explain how we collected firmware archives from various vendors and will give some unique insight into the Android firmware eco-system.

At the beginning of this thesis, we conduct a literature search in Section 1.2 and discuss related work in the following Section 1.3. In Chapter 2 we explain our methodology to collect Android firmware and some of the fundamental concepts of Android’s security system. At the beginning of Chapter 3 we describe which static analysis tools we selected for our study. After that, we progress with analyzing the data we gathered using these static analysis tools in Sections 3.2 to 3.6. To further explore Android pre-installed apps we integrated TLSH into FirmwareDroid and evaluate its performance in Section 3.7. In Chapter 4 we describe our software architecture and give an overview of FirmwareDroid’s REST API, and in Chapter 5 we summarize our findings and discuss them. We end the thesis in Chapter 6 by discussing future work and our conclusion of this project.

1.1 Project Goals, Conditions and Scope

We conduct a study on Android Firmware and pre-installed app analysis and define the following research questions:

- Can we automate the extraction of Android pre-installed apps from existing android firmware archives?
- Can we detect android malware within the standard Android apps like calculator, calendar, browsers etc.?
- Can we automate the static and dynamic analysis of Android firmware and apps with the existing open-source tools?

Additional to the defined research questions we define a hypothesis to test:

- 0.1% of the Android apps in our corpus are malicious.

We define technical goals for the implementation of the FirmwareDroid framework:

- Automate the process of scanning several thousand Android app's with state of the art static and dynamic analysis tools.
- Use fuzzy hashing techniques to detect similarities between Android apps.

Due to the time limitation of this master thesis, we have to focus on specific parts of the Android firmware and define some elements to be out of scope for this project:

- It is not part of this work to analyze all aspects of android firmware. The main focus is on analyzing pre-installed android apps (.apk).
- The main focus of this study lies on newer (≥ 8) Android versions. Other versions can be mentioned but are not in the focus of this research.
- We focus on analyzing the system partition of the Android firmware. Other parts of the firmware like for example, the kernel, is out of scope for this study.
- It is not part of this study to analyse malware in detail or to provide exploits.

1.2 Literature Search

In this section, we describe our methodology for our literature search, and in Section 1.3 we discuss related work. We use the tool Publish or Parish [16] to conduct a keyword-based literature search on scholar.google.com. Table 1.1 shows all the keywords used for our investigation. We search every time for a main keyword together with one of the search terms. For every combination of keyword and search term, we save the top 20 search results. In total, this results in a list of 980 publications. We filter patents, HTML, or any other kind of reports that are not scientific publications and not available as pdf files. As the next step, we removed all older publications than ten years and published before 01.01.2011. Moreover, we filter all papers that are not in English. As the final step, we read from the remaining 902 papers the title, abstract, and, if necessary, the results section to determine if the publication is relevant for our work or related to our study. We show the results of this literature search in Appendix E.

Main Keyword	Search terms
Fuzzy Hashing	tools, ssdeep, TLSH, TLSH clustering, lempel-ziv jaccard, sdhash, performance, clustering
Android	emulator detection, root detection, obfuscator, deobfuscator, packer, unpacker, code analysis, app fuzzing, malware analysis, permissions, privacy, verified boot, verified boot 2.0, avb, dm-verity
Android firmware	analysis, dataset, samples, extraction, kernel fuzzing, kernel extraction, app extraction
Android pre-installed apps	bloatware analysis, analysis, static analysis, dynamic analysis, malware
Android library	detection, fingerprinting
Android static analysis	tools, reverse engineering, permission extraction, manifest parsing
Android dynamic analysis	firmware, pre-installed app, traffic analysis, docker, emulator, frida, api monitoring, file access monitoring

Table 1.1: Overview of search terms used for our literature search in Appendix E.

1.3 Related Work

Our literature search in the Section 1.2 shows that several studies exist with similar aims when it comes to analyzing Android firmware or pre-installed app. In this section, we review literature related to Android pre-installed app analysis and other related topics.

Android firmware analysis: One of the first publications analyzing the pre-installed app ecosystem is from 2014 by Zheng et al. [13]. Min Zheng et al. studied in [13] 250 Android firmware archives for vulnerabilities and found that 19 firmware samples contained malware. Moreover, Zheng et al. found out that 1’947 apps had vulnerable signatures. A study from Julien Gamba et al. [14] scanned pre-installed apps of over 200 vendors for vulnerabilities and analyze the traffic of the apps with the Lumen¹ dataset. Their work identified 36 potentially privacy-intrusive behaviors of pre-installed apps. Furthermore, Julien Gamba et al. identified the top 15 advertising and tracking services and identified the most requested permissions. Another recent study from Mohamed Elsabagh et al. analyzed in [15] 2’017 firmware archives and extracted 331’342 apps. Their work claims to find over 850 new vulnerabilities for pre-installed apps using a novel static taint analysis tool.

In another direction goes the Uraniborg [17] project. It is a collaboration of the University of Cambridge and the Johannes Kepler University and aims to create a security risk scoring system for Android firmware. Similar to [12] it’s aim is to create a verification and certification process for Android firmware to increase the security of Android firmware overall.

Grant Hernandez et al. show in [18] that it is possible to develop a tool for testing Android’s permission policies on static Android firmware. Their approach can test DAC and MAC policies without actually running the firmware on a real device. They demonstrate the capabilities of their framework by detecting novel privilege escalation attacks on Android firmware.

Fuzzy hashing: Like cryptographic hash functions, fuzzy hash algorithms create a hash of any given data like strings or files. In contrast to cryptographic hash functions like MD5 or SHA1, we use fuzzy hashes to detect similarities between binaries and not exact matches. Therefore, small changes in the data do not significantly impact the fuzzy hash’s digest like it would have with a cryptographic hash. Several implementations of fuzzy hash algorithms exist. For example, TLSH [19], Ssdeep [20], Sdhash [21], Lempel-Ziv Jaccard distance [22]. All of these hashes have different approaches to detecting similarities.

One of the challenges when using fuzzy hashes is how to compare the hashes efficiently and at scale. In a naive approach, we can compute all fuzzy hashes of a dataset and then compare them against each other. The result will be a matrix of $n * n$ rows and columns with an exponential growth of $\mathcal{O}(n^2)$ for the computation of all values. More computational efficient approaches use

¹<https://androidobservatory.com/datasets/>

a Locality-sensitive hashing where similar hashes lay near each other in the vector space or other optimizations like filtering the search space to reduce the number of needed comparisons.

One use case of fuzzy hashes is to identify malware families. For example, Nitin Naik et al. use in [23] fuzzy hashes combined with the fuzzy c-means clustering to detect ransomware families. A different approach in clustering malware families was proposed by Parvez Faruki et al. in [24]. With SDHash, their prototype can cluster known malware families with an accuracy of 76%. Another more recent study from Muqet Ali, Josiah Hagen, and Jonathan Oliver [25] shows that a multi-stage clustering with k-means and HAC-T is applicable for clustering TLSH digests on the scale.

Library detection: 3rd party libraries are commonly used on Android apps. Several researchers propose techniques to detect these 3rd party libraries for vulnerability detection. However, in some cases, obfuscation makes detection of such libraries a challenging task.

Michael Backes et al. describe in [26] their approach to detect vulnerable libraries for apps in the Google Play Store. Their results suggest that apps have slow library patching circles and that 296 apps have severe misuse of cryptographic APIs.

Ziang Ma et al. claim in [27] that their approach based on the frequency of different Android API calls is in most cases resilient to obfuscation. Their system collects features by pre-processing 1'027'584 apps from the Google Play Store and using these features to identify similar libraries. As a result, they have created a list of 29,279 potential libraries for Google Play apps.

Another approach to overcome the problem of obfuscated library code is shown by Menghao Li et al. in [28]. Their solution is based on feature hashing, and the usage of internal code dependencies. In their work, they were able to detect 60'729 different libraries. A different solution is proposed by Yuan Zhang et al. in [29]. Their system, called LibPecker, adopts signature matching of application and library classes to find similarities with high precisions and recall. LibPecker outperforms other state-of-the-art tools with 91% recall and 98.1% precision.

Vulnerability analysis: There is a vast number of tools and papers that attempt to automate the process of vulnerability analysis. For example, Francisco Palma et al. developed a system to detect app vulnerabilities for app stores in [30]. Or Amr Amin et al. describes in [31] a web-service to automate the process of static- and dynamic app analysis.

1.3.1 Conference Talks

There is also a large number of conference talks providing insights into many aspects of the Android eco-system. We found the talks listed in Table 1.2 to be very insightful for anyone wanting to do a deep-dive into the topic of Android security and the analysis of Android apps. However, these lectures are not relevant for this work. They do not have a direct relation to the contributions.

Conference	Author - Title
RSAConference 2020	Łukasz Siewierski - Challenges in Android Supply Chain Analysis [32]
IEEE Symposium on Security and Privacy 2020	Julien Gamba et. al. - An Analysis of Pre-installed Android Software [33]
BlackHat 2020	Maddie Stone - Securing the System: A Deep Dive into Reversing Android Pre-Installed Apps [34]
RSAConference 2018	Giovanni Vigna - How Automated Vulnerability Analysis Discovered Hundreds of Android 0-days [35]
BlackHat EU 2015	Yu-Cheng Lin - Androbugs Framework: An Android Application Security Vulnerability Scanner [36]
Black Hat 2013	Kevin McNamee - How to Build a SpyPhone [37]
DFRWS EU 2019	Lorenz Liebler and Harald Baier - Toward Exact and Inexact Approximate Matching Of Executable Binaries [38]

Table 1.2: List of topic related conference talks.

Chapter 2

Fundamentals

This chapter explains how we created our dataset and how to extract pre-installed apps from Android firmware. One of the first challenges we have to overcome in analyzing pre-installed apps is to collect firmware archives, and that we need to know where the pre-installed apps within the firmware are stored.

Moreover we introduce and discuss (Android) concepts and knowledge which is essential to understand the challenges and solutions presented in the reminder of this thesis.

2.1 Android Firmware Structure

A firmware archive is a compressed file that contains all parts of the Android firmware. An Android firmware has several partitions or image files [39]. Depending on the Android version, these partition files have other formats and are named differently [40]. Their content may as well vary depending on the smartphone vendor. For example, the content and basic structure of an Android 10 firmware image might look as follows:

- **bootloader.img:** As the name suggests, it contains the smartphone’s bootloader. The bootloader on Android assures that only genuine partitions are loaded at start [41]. The bootloader starts the recovery partition or the kernel of the OS.
- **boot.img:** This image contains the kernel and ramdisk image. Android uses the ramdisk image to start the initial process *initd*, and it includes a file-system with the */init* directory.
- **system.img:** The system image contains Android’s main framework with generic code meant for sharing on multiple devices. This partition is usually mounted read-only and contains the main file system. The file-system structure is similar to the one shown in Figure 2.1, but instead of the *odm* folder, it uses the *system* folder. In the folders */app* and */priv-app* contain most of the pre-installed apps.
- **vendor.img:** The vendor partition is used for including proprietary binaries into Android’s file-system. It allows to overlay existing files or to add new ones [42]. Its purpose is that vendors can integrate customizations for their smartphones without having to modify the system image.
- **oem.img and odm.img:** Similar to the vendor image an Original Design Manufacturer (ODM) or Original Equipment Manufacturer (OEM) can include customizations over the *oem.img* or *odm.img* partitions. These images are optional and represent an extension to the vendor images. They can be used to create Runtime Resource Overlays (RRO) for android apps [43] or to add any customizations for board-specific components. Figure 2.1 shows an example *odm* image file-system. From Figure 2.1 we can see that an ODM can include any new file like for example: native libraries, selinux policies, system apps or kernel modules.

ODM-specific component	Location
Loadable kernel modules (LKMs)	<code>/odm/lib/modules/*.ko</code>
Native libraries	<code>/odm/lib[64]</code>
HALs	<code>/odm/lib[64]/hw</code>
SEPolicy	<code>/odm/etc/selinux</code>
VINTF object data	<code>/odm/etc/vintf</code>
init.rc files	<code>/odm/etc/init</code>
System properties	<code>/odm/build.prop</code>
Runtime resource overlays (RROs)	<code>/odm/overlay/*.apk</code>
Apps	<code>/odm/app/*.apk</code>
Priv-apps	<code>/odm/priv-app/*.apk</code>
Java libraries	<code>/odm/framework/*.jar</code>
Android Framework system configs	<code>/odm/etc/sysconfig/*</code> and <code>/odm/etc/permissions/*</code>

Figure 2.1: Overview of ODM-specific components. Image source [44]

- **userdata.img:** Another possibility to include customized data into the operating system is over the user-data image. This partition is optional and can consist of user-installed apps and data [44].
- **radio.img:** Usually, this image is a proprietary binary that includes the base-radio firmware.

Note: More information about partition files can be found on the official Google developer website. See [40, 39, 44] for more information.

The images mentioned above are just an example for Android 10. Other Android versions have different partitions. For example, in Android 11, changes to the boot image were made [45]. Android 11 introduced so-called Generic Kernel Images (GKIs) [46] to separate generic kernel code from System-on-Chips (SoCs) code. However, we do not focus on the Android kernel and its boot images for this project. Our goal is to analyze pre-installed apps, and therefore our main focus is on analyzing the system image. Other images with pre-installed apps like the optional OEM image are interesting for our analysis but out of scope.

2.2 Collecting Firmware Samples

Most smartphone vendors do not publish download links for their firmware. At the time of writing, Google is one of the only vendors with its firmware available for free. From their official webpage, [47] we can download all releases for their devices, allowing us to get a dataset of around 1TB of firmware samples.

To check whether other vendors offer the same service, we searched through their official webpages. We show the result of this search in Table 2.1. To our knowledge, it seems that except for Google and Sony, all other vendors do not offer the possibility to download their firmware images for free. Therefore, to have a wider variety of samples, we used alternative firmware sources from unofficial webpages.

Vendor	Link	Firmware
Alcatel	https://www.alcatelmobile.com/	None
Google	https://developers.google.com/android/images	Free complete
Hitec Mobile	https://hitecmobile.com.sg/	None
Huawei	https://www.huawei.com/	None
Intex	https://www.intex.in/	None
Karbons	https://www.karbonnmobiles.com/	None
LG	https://www.lg.com	None
Maximus	http://www.maximus-mobile.com/	None
Micromax	https://www.micromaxinfo.com/	None
Mobitel	https://mobitel.co.za/smart-phones/	None
Motorola	https://www.motorola.com/	None
Nokia	https://www.nokia.com/	None
Oppo	https://www.oppo.com/in/	None
Panasonic	https://mobile.panasonic.com/in/	None
Samsung	https://www.samsung.com/	None
Sony	https://developer.sony.com/develop/open-devices/	Partially
Symphony	https://www.symphony-mobile.com/	None
Tecno	https://www.tecno-mobile.com/home/	None
Vivo	https://www.vivo.com/in/	None
Walton	https://waltonbd.com/smart-phone	None
Xiaomi	https://www.mi.com/in/	None
ZTE	https://www.ztedevices.com/de/	None

Table 2.1: Overview of Android OS vendors and the checked links.

When we search the web for Android firmware, we can find many websites offering firmware files for more or less any known vendor on the market. Some websites provide their Android firmware for free, and some even have built commercial service around custom firmware. We visited these websites and found out that their firmware is, in many cases, accessible for everyone. Most sites use file hosters like Google Drive, Mega.nz, Uploaded.net, MediaFire.com, and AndroidFileHost.com to store their firmware. With this information in mind, we decided to test if we could use the webpages in Table 2.2 as an additional source of Android firmware for our study. To download the firmware, we developed a web crawler with puppeteer [48] and a headless browser that collected all download links from the webpage in Table 2.2.

#	Custom ROM Website	Estimated Firmware Data
1	https://firmwarefeeds.com/	4.17TiB
2	https://firmwarefile.com	4.18TiB
3	https://vnrom.net/	0.72TiB
4	https://firmwarex.net/	2.64TiB
5	http://huawei-firmware.com/	Not Crawled
6	https://androidfilehost.com/	Not Crawled
7	https://mirrors.lolinet.com/firmware/	Not Crawled
8	https://firmware.center/firmware/	2.84TiB
9	https://fire-firmware.com/	Not Crawled
10	https://droidfilehost.com/	Not Crawled
11	https://www.ytechb.com/	17.2GiB
12	https://stockromfiles.com/	4.52GiB
13	https://www.androidinfotech.com/	8.24GiB
14	https://www.xda-developers.com/	Not Crawled
15	https://androidfre.com/	Not Crawled
16	https://samsungfirmware.net/	7.51GiB
17	https://www.samsungsfour.com/	Not Crawled
18	https://www.androidsage.com/	1.39TiB
19	https://addrom.com/	13.73TiB
20	https://www.getdroidtips.com/	7.04TiB
21	https://www.teamandroid.com/	0.67TiB
22	https://www.entertainmentbox.com/	Not Crawled
23	https://androidtvbox.eu/	0.15TiB
24	https://androidpctv.com/	0.12TiB
25	https://www.cubot.net/	Not Crawled

Table 2.2: List of websites offering Android firmware. Note: the crawled number of bytes is without duplicates links.

To test our approach we started with two web pages, number one and two in Table 2.2. These

two pages were selected, because they offer firmware for more than 50 vendors and therefore seemed to have a reasonable variety of Android versions. Against our expectation our crawler was able to collect unique links of around 7'000 files with a storage need of around 10TB only using these two webpages. As shown in Table 2.2 we further crawled through other webpages and found several thousand potential links with Android firmware. We then filtered the list of links in JDownloader2 [49] to remove duplicates, files with small size ($\leq 100\text{MB}$) and files which filename indicates that they are not Android firmware like for example, drivers or hacking tools. Since our storage capacity is limited we decided to download only the firmware archives from firmwarefeeds.com and firmwarefile.com as a starting point for our study. Using firmware from these unofficial sources has some drawbacks we would like to mention at this point.

First, since we use unofficial firmware samples from untrusted sources, we cannot assume that it is the vendor's original content. We have to consider that a third party could have manipulated all downloaded firmware. The only exception is for the Google firmware sample since we download them from the official source.

Second, another drawback is that we cannot filter the firmware by version before we have downloaded them. We cannot distinguish which Android version the file is if the filename does not contain the version name or number. In some cases, it is possible to filter older Android versions by their filename, but the files do not have a naming schema in most cases. Therefore, it is likely that we will download many older Android versions, which are not interesting for our study.

Nevertheless, after collecting around 10TB of firmware samples from official and unofficial sources, we have to solve two problems to continue our analysis:

- How do we access the data within the firmware images?
- How do we identify the version of the firmware?

We will discuss how we solved these problems in the next two Sections.

2.3 Extracting pre-installed Apps

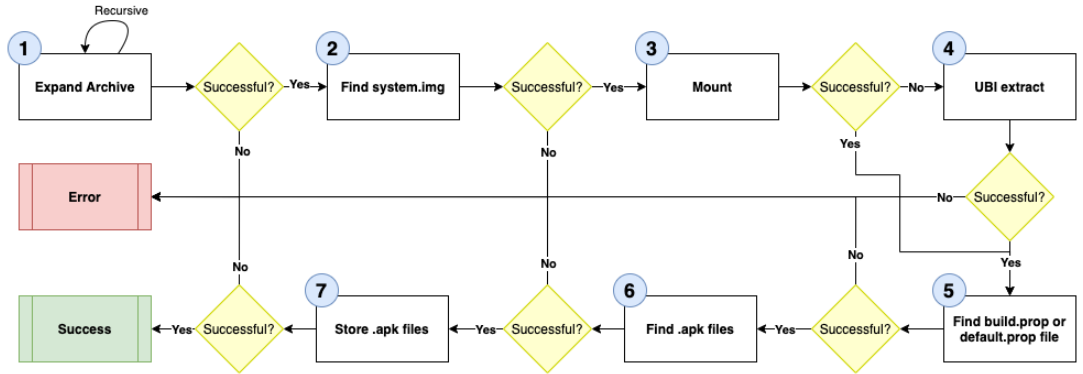


Figure 2.2: Overview of the extraction process.

To access the firmware data, we have to understand where the data of interest is stored and then access it. As explained in Section 2.1 pre-installed apps are stored in the system.img image. If we want to extract a file from the system.img or any other image, we need to mount or extract it. Since Android is customizable, vendors use different file formats, naming schemas, and compression algorithms for their images. These facts make automation more challenging since we have to deal with those vendor-specific customizations if we want to extract the data from their firmware.

We have designed a process to export android apps from the system.img. We show an overview of our approach in Figure 2.2. To extract the Android apps, we implemented a process with seven steps:

1. **Decompress archives:** Android vendors compress firmware archives with various compression formats. If we want to access the data, it is necessary to expand these archives. Following an incomplete list of archive formats we have detected in our dataset:

- .zip
- .tar and tar.md5
- .pac
- .bin
- .dat
- .lz4
- .nb0

In some cases, vendors pack their firmware files more than once, and consequently, it is necessary to expand the nested archives as well. We can recursively expand the nested archives to get the data. A problem that can occur is that the libraries are encrypted and need a password to extract. In these cases, we cannot expand the archive without the password or key. Another problem is the use of unknown compression formats. In this case, we cannot extract the archive without adding the support for the additional format. The list of formats above shows which formats we currently support in FirmwareDroid.

2. **Find system.img:** As soon as we have decompressed all nested archives on the file system, we search for the system.img file. One of the main problems when we search for this file, is that there is no strict naming convention. Consequently, vendors name the system.img file in many ways, for example, system.rfs, system.bin, system.ext4.img, system-sign.img, sign-system.img, system.img_sparsechunk.0, system_6.img and so on. To solve this problem, we use a priority list of regex patterns to search for the correct file. This approach is not 100% error resistance but shows good enough results to import several thousand firmware samples. With the regex priority list, we search for exact matches, then for small changes, and at the end for larger changes in the naming. If we cannot find the file, the process stops, and the firmware cannot be import.
3. **Mount:** In case the system.img file is found, we can attempt to mount the file with the Linux *mount* command. The system.img can be a Yaffs2 or a sparse image [39]. In case it is a sparse image we can use *simg2img* [50] to reformat the file into an ext4 or f2fs partition and mount the file. This approach works for many firmware files, but it does not work for all samples since some vendors use custom ext4 headers, encrypted firmware files, or other formats that we cannot mount without further processing. To mount as many samples as possible, we tested several pre-processing strategies and came up with the following one:

1. *Simg2img* and mount (Std. / fuse)
2. mount
3. fuse and fuseext2 [51]
4. Resize and mount (Std.)
5. Repair, resize and mount (Std.)

Testing showed that using the Linux kernel extension fuse allows mounting some ext4 partitions with customized headers. It seems that fuse on Debian ignores some customer headers, where mount often refuses to perform the mount operation. Therefore we use fuseext2 as a supplement tool for performing mount operations.

Another problem is when vendors split the system.img files into chunks. *Simg2img* can process some chunk formats and generate one complete file from the chunks. Nevertheless, these files often could not be mounted in our process due to invalid sparse formats. Therefore, the current FirmwareDroid version cannot mount chunked firmware files. Moreover, we have password-protected zip files, and we cannot unpack them without the correct password. In the current version of FirmwareDroid we ignore these files.

4. **UBI extract:** Some vendors use the Unsorted Block Image File System (UBIFS) alternative to ext4. To extract the data from such files, we use an open-source python code [52] that allows us to extract such UBI partitions directly to the file-system without mounting.
5. **Find build.prop or default.prop:** After it is possible to mount the system partition, we can search through the file-system. Like other studies [15, 14] one of the files we extract is the *build.prop* file. It contains a key-value store with the system properties. We can use it to extract the meta-data of the firmware. Figure 2.1 shows an example build.prop file. For example, we can find some data like the Android version, brand, manufacturer, language, or build version in the build.prop file, and we can parse the file to store it in a database.
6. **Find .apk files:** Similar to the build.prop file, we can extract apks from the mounted or extracted file-system. We search for filenames with the .apk extension and store their location.
7. **Store .apk files:** All the found apks are then copied from the system.img partition to the host file-system for further processing. Copying the apks has the advantage that we can use other analysis tools directly on the files without the need to extract and mount the system.img on every access. One drawback of this approach is that we need more disk storage for storing the files. Together with copying the files, we create some meta-data of the apks and store them in the database.

We tested the process shown in Figure 2.2 and could import 5'931 firmware archives to our database successfully. However, with the current design, we were not able to import another 3'224 potential firmware files. We think this is due to customized, old, or unknown file formats, unique naming schemas, or files that aren't Android firmware.

2.4 Version Identification

There are various ways to identify the version of an Android firmware. For example, we can look for files that only exist on specific Android versions. Such a file can be, for example, the 'com.android.egg' app, which is different on every Android version and always has the name in the form of "Android Q Ester Egg" or any other system app which is unique to an Android version. Another way is to read the contents of the build.prop or default.prop file. As shown in Listing 2.1 this file holds a key-value store with properties. The key-value pairs represent the system properties of the operating system. As shown on Line 18 in Listing 2.1 we can identify the version by the property `ro.build.version.release`. Moreover, we can find other information like the phone manufacturer, the last security patch date, or the product model in the build.prop file.

```

1  # PRODUCT_OEM_PROPERTIES\part{title}
2  import /oem/oem.prop ro.config.ringtone
3  import /oem/oem.prop ro.config.notification_sound
4  import /oem/oem.prop ro.config.alarm_alert
5  import /oem/oem.prop ro.config.wallpaper
6  import /oem/oem.prop ro.config.wallpaper_component
7  import /oem/oem.prop ro.oem.*
8  import /oem/oem.prop oem.*
9  # begin build properties
10 # autogenerated by buildinfo.sh
11 ro.build.id=MDA89D
12 ro.build.display.id=MDA89D
13 ro.build.version.incremental=2294819
14 ro.build.version.sdk=23
15 ro.build.version.preview_sdk=0
16 ro.build.version.codename=REL
17 ro.build.version.all_codenames=REL
18 ro.build.version.release=6.0
19 ro.build.version.security_patch=2015-10-01
20 ro.build.date=Wed Sep 30 00:50:26 UTC 2015
21 ro.build.date.utc=1443574226
22 ro.build.type=user
23 ro.build.user=android-build
24 ro.build.host=wpix10.hot.corp.google.com
25 ro.build.tags=release-keys
26 ro.build.flavor=angler-user
27 ro.product.model=Nexus 6P
28 ro.product.brand=google
29 ro.product.name=angler
30 ro.product.device=angler
31 ro.product.board=angler
32 # ro.product.cpu.abi and ro.product.cpu.abi2 are obsolete,
33 # use ro.product.cpu.abi instead.
34 ro.product.cpu.abi=arm64-v8a
35 ro.product.cpu.abi2=arm64-v8a,armeabi-v7a,armeabi
36 ro.product.cpu.abi3=armeabi-v7a,armeabi
37 ro.product.cpu.abi4=arm64-v8a
38 ro.product.manufacturer=Huawei
39 ro.product.locale=en-US
40 ro.board.platform=msm8994
41 # ro.build.product is obsolete; use ro.product.device
42 ro.build.product=angler
43 # Do not try to parse description, fingerprint, or thumbprint
44 ro.build.description=angler-user 6.0 MDA89D 2294819 release-keys
45 ro.build.fingerprint=google/angler/angler:6.0/MDA89D/2294819:user/release-keys
46 ro.build.characteristics=nosdcard

```

Listing 2.1: Contents of an example build.prop file.

A drawback of using the build.prop file is that customized Android ROMs may modify the file's values and show us false information. Therefore, we cannot completely trust the found information in the build.prop file for custom ROMs, and when using it for the Android version detection, we have to keep in mind that we could detect a false version. Nevertheless, in FirmwareDroid we use the build.prop file to detect the firmware version.

2.5 Verified Boot

Our dataset is likely to contain modified Android firmware because we downloaded the most samples from untrusted sources. To understand how we can distinguish between an original firmware file and a modified one, we need to know Android's integrity, and boot protection. We, therefore,

explain in this section the main components of Android Verified Boot (AVB) 2. We will not go through all details of AVB because this would go beyond this project's scope. We will explain parts of the AVB also called Verified Boot 2.0 that Google introduced with Android Oreo. We do not discuss earlier versions of Android that use Verified Boot 1.0.

First of all, the implementation of the Android Boot process depends on the actual phone. Smartphone manufacturers like for example, Samsung [53] or Huawei [54], have their implementations of Secure Boot with different designs depending on the CPU architecture. Nevertheless, we describe an example design to give the reader some insights into modern smartphones' security measurements. Figure 2.3 illustrates an overview of the firmware signing process at the development and the verification process on the Android device. We will go through every step of the process, beginning at the Android firmware's build phases.

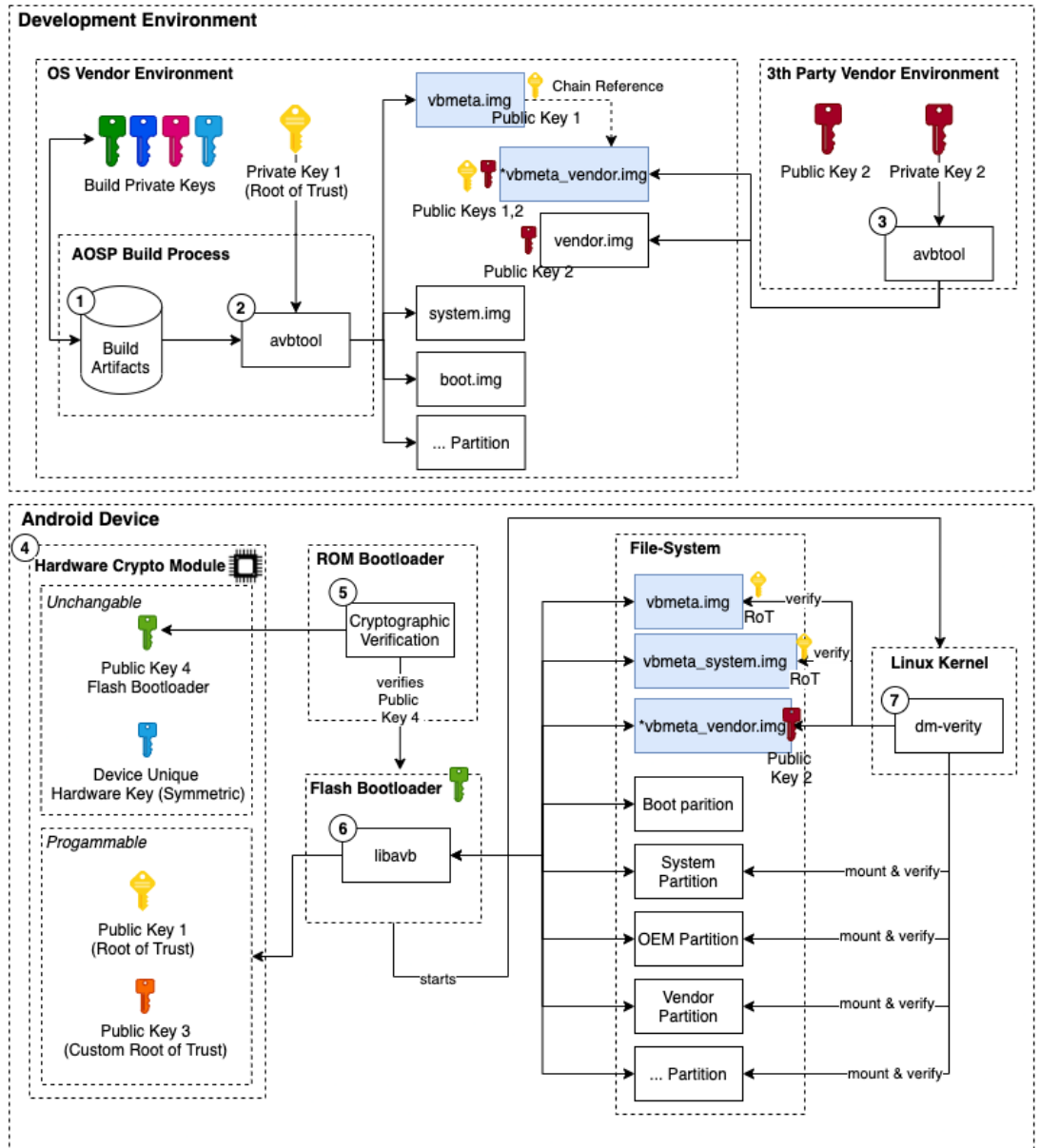


Figure 2.3: Android Verified Boot Architecture.

① **AOSP Build:** When we build the AOSP we need to provide at least four platform keys for signing different parts of the operating system. We can add as well additional keys for signing

specific apps. The default configuration uses the following four keys:

- Platform: A key used for the main packages of the Android framework. We use this key for signing the pre-installed system apps and the Android core framework package (framework-res.apk) if not explicitly configured different.
- Shared: We sign with this keys packages of the home/contacts system.
- Media: We sign with this key packages of the media/download system.
- Testkey: The key is used as default if no other key is defined.

If we do not provide custom private keys, then the AOSP default keys are used. We shouldn't use the default keys for a release builds because they are publicly available online [55] and everyone could use them for signing. These keys are not directly necessary for Android Verified Boot, but we use them later for signing system apps. We will discuss in Section 2.7 how we use the platform keys. After building the AOSP, we have several build artifacts that we want to protect with Android Verified Boot.

Type	Variable Name	Code Comment
uint8_t	magic[4];	0: Four bytes equal to "AVB0" (AVB_MAGIC).
uint32_t	required_libavb_version_major;	4: The major version of libavb required for this header.
uint32_t	required_libavb_version_minor;	8: The minor version of libavb required for this header.
uint64_t	authentication_data_block_size;	12: The size of the signature block.
uint64_t	auxiliary_data_block_size;	20: The size of the auxiliary data block
uint32_t	algorithm_type;	28: The verification algorithm used, see AvbAlgorithmType enum.
uint64_t	hash_offset;	32: Offset into the "Authentication data" block of hash data.
uint64_t	hash_size;	40: Length of the hash data.
uint64_t	signature_offset;	48: Offset into the "Authentication data" block of signature data.
uint64_t	signature_size;	56: Length of the signature data.
uint64_t	public_key_offset;	64: Offset into the "Auxiliary data" block of public key data.
uint64_t	public_key_size;	72: Length of the public key data.
uint64_t	public_key_metadata_offset;	80: Offset into the "Auxiliary data" block of public key metadata.
uint64_t	public_key_metadata_size;	88: Length of the public key metadata. Must be set to zero if there is no public key metadata.
uint64_t	descriptors_offset;	96: Offset into the "Auxiliary data" block of descriptor data.
uint64_t	descriptors_size;	104: Length of descriptor data.
uint64_t	rollback_index;	112: The rollback index which can be used to prevent rollback to older versions.
uint32_t	flags;	120: Flags from the AvbVBMetaImageFlags enumeration. This must be set to zero if the vbmeta image is not a top-level image.
uint32_t	rollback_index_location;	124: The location of the rollback index defined in this header. Only valid for the main vbmeta. For chained partitions, the rollback index location must be specified in the AvbChainPartitionDescriptor and this value must be set to 0.
uint8_t	release_string[256];	128: The release string from avbtool, e.g. "avbtool 1.0.0" or "avbtool 1.0.0 xyz_board Git-234abde89". Is guaranteed to be NUL terminated. Applications must not make assumptions about how this string is formatted.
uint8_t	reserved[80];	176: Padding to ensure struct is size 256 bytes. This must be set to zeroes.

Table 2.3: AvbVBMetaImageHeader struct from *avb_meta_image.h*. Table source: [56]

② **Partition Signing:** As mentioned in Section 2.1 an Android firmware archive consists of several partition files. With Android Verified Boot we can protect these images with a cryptographic signature. We use the avbtool [56] as shown in Figure 2.3 and generate a verification partition called *vbmeta.img*. Before we can understand how we can use the vbmeta.img we need some background information about the data-structure it contains, called *VBMeta struct*.

We explain the data-structure shown in Table 2.3 which is used in the one of the official avbtool implementations [56]. Within the repository (see [56]), we can find a C implementation of avb in the libavb directory with C code comments in various header files. We know that a VBMeta struct has three parts from the comments and the code: header, authentication, and auxiliary. In version 1.2.0 of the avbtool, the header has a fixed size of 256 bytes. Moreover, it includes the block sizes of the authentication and auxiliary parts. The authentication and auxiliary parts have as shown in Table 2.3 variable sizes. The authentication part contains a signature for verification, and the auxiliary part a list of descriptors and a public key.

As shown on Lines 1-4 in Listing 2.2 a basic descriptor contains two variables: *tag* and *num_bytes_following*. All other descriptors extend this basic structure with additional variables. From the libavb implementation, we can see that there are five types of descriptors:

1. *Property descriptor*: As shown on Lines 6-7 in Listing 2.2 this descriptor is for general purposes and can contain any meta-data in key-value form
2. *Hash-Tree descriptor*: A Merkle-tree is calculated over the partition bytes and later verified by libavb and dm-verity to ensure the partition integrity. The hash-tree descriptor holds the Merkle-tree information necessary to verify the integrity of a partition as shown in Listing 2.2 on Lines 13-28. In other words, this structure holds information about the root hash of the Merkle-tree and the salt used for verification and other variables for Forward-Error-Correction (FEC).
3. *Hash descriptor*: Like the hash-tree descriptor holds the hash descriptor, the cryptographic data necessary for integrity verification. As shown on Lines 31-40 in Listing 2.2 the *Avb-HashDescriptor* struct has variables for the hash algorithm, digest length and salt length. We use this descriptor when we create a hash over the complete partition instead of a hash tree. We think this is usually the case for the boot.img and the ramdisk.img image files.
4. *Kernel cmdline descriptor*: We use this descriptor for passing arguments to a kernel shell. For example, we can add here a flag that deactivates dm-verity. The boot-loader then passes the flag to the kernel at startup. Depending on the kernel build, we can use other descriptors.
5. *Chain partition descriptor*: The last descriptor type is for delegating the authority over a specific partition. With this descriptor, we add a partition that is signed and verified by another asymmetric key pair. In this case, we either create a second vbmeta image (see ③ in Figure 2.3) for verifying the signature, or we add a vbmeta footer to the existing partition. In both cases, we save the public key of the delegated partition in the chain partition descriptor to build a verification chain. A footer, as shown in Listing 2.2 on Lines 56-64 contains a complete VBMeta struct with header, authentication, and auxiliary blocks. Using a footer is optional. As we can see from Line 50 in Listing 2.2 and from Table 2.3 avb includes a rollback index for chained partitions and the vbmeta image. The rollback index is used to prevent downgrade attacks and should be updated with every new firmware version.

```

1  typedef struct AvbDescriptor {
2      uint64_t tag;
3      uint64_t num_bytes_following;
4  } AVB_ATTR_PACKED AvbDescriptor;
5
6  typedef struct AvbPropertyDescriptor {
7      AvbDescriptor parent_descriptor;
8      uint64_t key_num_bytes;
9      uint64_t value_num_bytes;
10 } AVB_ATTR_PACKED AvbPropertyDescriptor;
11
12 typedef struct AvbHashtreeDescriptor {
13     AvbDescriptor parent_descriptor;
14     uint32_t dm_verity_version;
15     uint64_t image_size;
16     uint64_t tree_offset;
17     uint64_t tree_size;
18     uint32_t data_block_size;
19     uint32_t hash_block_size;
20     uint32_t fec_num_roots;
21     uint64_t fec_offset;
22     uint64_t fec_size;
23     uint8_t hash_algorithm[32];
24     uint32_t partition_name_len;
25     uint32_t salt_len;
26     uint32_t root_digest_len;
27     uint32_t flags;
28     uint8_t reserved[60];
29 } AVB_ATTR_PACKED AvbHashtreeDescriptor;
30
31 typedef struct AvbHashDescriptor {
32     AvbDescriptor parent_descriptor;
33     uint64_t image_size;
34     uint8_t hash_algorithm[32];
35     uint32_t partition_name_len;
36     uint32_t salt_len;
37     uint32_t digest_len;
38     uint32_t flags;
39     uint8_t reserved[60];
40 } AVB_ATTR_PACKED AvbHashDescriptor;
41
42 typedef struct AvbKernelCmdlineDescriptor {
43     AvbDescriptor parent_descriptor;
44     uint32_t flags;
45     uint32_t kernel_cmdline_length;
46 } AVB_ATTR_PACKED AvbKernelCmdlineDescriptor;
47
48 typedef struct AvbChainPartitionDescriptor {
49     AvbDescriptor parent_descriptor;
50     uint32_t rollback_index_location;
51     uint32_t partition_name_len;
52     uint32_t public_key_len;
53     uint8_t reserved[64];
54 } AVB_ATTR_PACKED AvbChainPartitionDescriptor;
55
56 typedef struct AvbFooter {
57     uint8_t magic[AVB_FOOTER_MAGIC_LEN];
58     uint32_t version_major;
59     uint32_t version_minor;
60     uint64_t original_image_size;
61     uint64_t vbmeta_offset; // The offset of the |AvbVbMetaImageHeader| struct
62     uint64_t vbmeta_size; // size of the vbmeta block (header + auth + aux blocks)
63     uint8_t reserved[28];
64 } AVB_ATTR_PACKED AvbFooter;

```

Listing 2.2: Overview of avb descriptor structs from [56].

We create descriptors for every partition of the firmware in the vbmeta.img. Depending on the partition, we use different descriptors. We use a hash descriptor for the boot partition because its file size isn't too large to get entirely loaded into the RAM and verified in a short time. For the system, vendor, and oem partitions, we use either hash-tree descriptors or chain partition descriptors because these partitions are usually too large to verify in time within the memory. After creating all descriptors and some parts of the header, avb creates the authentication block. This block contains a cryptographic signature over the complete vbmeta partition. As shown in Figure 2.3 it is signed by the private key of the operating system vendor, and the vendor includes its public key into the VbMeta struct.

The VbMeta structure allows that the bootloader can verify the integrity of the boot image at startup. The verification process is done depending on the descriptor used. For a hash descrip-

tor, the bootloader creates a digest over the complete partition and compares it to the digest in the vbmeta.img. For a hash-tree descriptor the verification is different. The official documentation [56] does not explain how avb verifies hash-trees descriptors, but we find the answer in the `avb_slot_verify.c` file. Looking at the `avb_slot_verify` and `load_and_verify_vbmeta` methods, we can go through every step of the verification process step by step. However, we will not go through every line of code. Instead, we will follow the program flow to see where the descriptors are verified.

We go through the code in the `avb_slot_verify` method of the `avb_slot_verify.c` file in [56]. We added a copy of the method's code to Appendix A. At Line 93 of the `avb_slot_verify` method the script executes a call to the `load_and_verify_vbmeta` depending on the existence of the vbmeta partition or footer. If we follow the program flow and look at the `load_and_verify_vbmeta` method, we can find the descriptor verification process in a switch case statement. Listing 2.3 shows parts of the switch cases statement with the verification of the hash-tree descriptor and the original code comments. The code comments state that avb only verifies a hash-tree descriptor when we use a persistent digest. Otherwise, the OS should conduct the checks and not avb. Even if the comments state that avb does no verification, we can see from the code that avb calls the method `avb_hashtree_descriptor_validate_and_byteswap`. This method checks if the descriptor is in the right format and contains all necessary fields. At this point, avb makes no comparison between the hash-tree descriptor and the actual data on disk. To our knowledge, the official documentation does not explain why avb implements the verification process like this. We can only assume that the hash descriptors' verification in combination with dm-verity is enough to ensure the partition's integrity. Another possibility is that the use of persistent digests is more common. As explained in [56] a persistent digest is not stored as a descriptor; instead, avb sets the hash length in the hash-tree descriptor to zero, and it uses a named persistent value. Vendors store named persistent values on tamper-evident storage in a key-value store. AVB can retrieve these values from the tamper-evident store by using a combination of the partition name and a prefix (`avb.persistent_digest.`) as a key. Avb can then use the persistent digest for comparison.

In conclusion, if a vendor uses a persistent digest, they store the hash tree's root digest within a tamper-evident storage. AVB can access this storage and use its values for verification with the data found in the vbmeta.img. Moreover, we know that avb verifies hash descriptors by calculating a complete hash over the data loaded in memory. We can verify this by looking at the `load_and_verify_hash_partition` method. Consequently, avb can protect the kernel from being tampered under the assumption that a hash descriptor is used for the boot.img and correctly verified. Other partitions like the system.img, which uses a hash-tree descriptor, are verified by the kernel with dm-verity.

```

1  ...
2  /* Now go through all descriptors and take the appropriate action:
3  *
4  * - hash descriptor: Load data from partition, calculate hash, and
5  *   checks that it matches what's in the hash descriptor.
6  *
7  * - hashtree descriptor: Do nothing since verification happens
8  *   on-the-fly from within the OS. (Unless the descriptor uses a
9  *   persistent digest, in which case we need to find it).
10 *
11 * - chained partition descriptor: Load the footer, load the vbmeta
12 *   image, verify vbmeta image (includes rollback checks, hash
13 *   checks, bail on chained partitions).
14 */
15 descriptors = avb_descriptor_get_all(vbmeta_buf, vbmeta_num_read,
16 &num_descriptors);
17 for (n = 0; n < num_descriptors; n++) {
18     AvbDescriptor desc;
19
20     if (!avb_descriptor_validate_and_byteswap(descriptors[n], &desc)) {
21         avb_errorv(full_partition_name, ": Descriptor is invalid.\n", NULL);
22         ret = AVB_SLOT_VERIFY_RESULT_ERROR_INVALID_METADATA;
23         goto out;
24     }
25     switch (desc.tag) {
26     case AVB_DESCRIPTOR_TAG_HASH: {
27         AvbSlotVerifyResult sub_ret;
28         sub_ret = load_and_verify_hash_partition {...};
29         if (sub_ret != AVB_SLOT_VERIFY_RESULT_OK) {...}
30     }
31     break;
32     case AVB_DESCRIPTOR_TAG_CHAIN_PARTITION: {...}
33     break;
34     case AVB_DESCRIPTOR_TAG_KERNEL_CMDLINE: {...}
35     case AVB_DESCRIPTOR_TAG_HASHTREE: {
36         AvbHashtreeDescriptor hashtree_desc;
37         if (!avb_hashtree_descriptor_validate_and_byteswap(
38             (AvbHashtreeDescriptor*) descriptors[n], &hashtree_desc)) {
39             avb_errorv(
40                 full_partition_name, ": Hashtree descriptor is invalid.\n", NULL);
41             ret = AVB_SLOT_VERIFY_RESULT_ERROR_INVALID_METADATA;
42             goto out;
43         }
44         /* We only need to continue when there is no digest in the descriptor.
45          * This is because the only processing here is to find the digest and
46          * make it available on the kernel command line.
47          */
48         if (hashtree_desc.root_digest_len == 0) {...}
49     }
50     break;
51     case AVB_DESCRIPTOR_TAG_PROPERTY:
52         /* Do nothing. */
53     break;
54 }
55 }
56 ...

```

Listing 2.3: Descriptor validation found in the `load_and_verify_vbmeta` method. filename: `avb_slot_verify.c`

For interested readers, we have added the python code for the verification process in Appendix A. The python code verification process is different from the C implementation. In python, a hash-tree is generated over the complete image file and compared to the data in the `vbmeta.img`. The C code example with all files can be found in the official `avb` repository [56].

④ **Hardware-based crypto module:** So far, we have discussed how the partitions are created, signed, and verified in the development environment. We now proceed with how Android Verified Boot runs on the device. In the literature, the term *secure element* tends to be used to refer to hardened software and hardware environments with limited access. To avoid confusion, we use in our example a smartphone with a hardware-based crypto module as illustrated in Figure 2.3 and do not discuss the boot process with software-based secure elements.

Smartphone manufacturers tend to implement crypto modules with unchangeable and programmable memory parts. In the immutable memory of our device is a symmetric key stored. The device uses this key for encryption and decryption operations, and the key is unique for every device. The key itself is burnt into the device during manufacturing and, in theory, cannot directly be accessed or changed by any other component. Within the programmable part of the chip is the

OS vendor’s public key stored, the so-called *Root of Trust*.

⑤ **ROM bootloader:** This bootloader is in literature often referred to as the first stage or SoC bootloader. The ROM bootloader verifies the flash bootloader (or second stage bootloader) integrity. The ROM bootloader does this by verifying the flash bootloader’s signature with a public key stored in the hardware crypto module.

⑥ **Libavb:** The flashable bootloader integrates a version of the libavb library and implements the interfaces to the tamper-evident storage if necessary. The libavb will then go through the verification process of the vbmeta.img and all the read-only partitions as mentioned above. Keep in mind that Android verified boot can only assure the integrity of read-only partitions. Read-write partitions like the user data partition are not integrity protected by AVB. In case the verification succeeds, the bootload loads the kernel from the boot.img. Some Android phone manufacturers allow their users to installed custom firmware. In this case, the user can sign the custom firmware with an own private key and store the public key as the new root of trust. The flash bootloader will then load the custom Root of Trust instead of the OS vendors Root of Trust for verification.

⑦ **Dm-verity:** The dm in dm-verity stands for device-mapper. Verity is a Linux kernel extension that allows integrity protection for read-only block devices using the kernels crypto API. Android has a custom implementation of the Linux kernel extension dm-verity [57, 58] and uses it for the verification of the partitions at mount and runtime. As mentioned before, libavb does not validate the integrity of the tree-hash descriptors in the vbmeta.img to the actual data on disk. Therefore, AVB can only ensure the integrity of partitions with hash descriptors or persistent digests. However, dm-verify checks the hash-tree descriptors by comparing the bytes on disk to the hash-tree at runtime.

One of the problems with using hash-trees over block devices is that blocks can have bit-errors. In the case of a bit-error, the hash would differ, and the dm-verity verification would fail. A forward error correction code like Reed-Solomon is used [59] to solve this problem.

Another problem is that generating hash-trees over relatively large block devices can take a significant amount of time and system resources. To solve this problem, dm-verity only verifies a block when it’s accessed. Dm-verity can even be configured only to verify a block once when it’s loaded the first time into the memory [60].

More information about AVB and dm-verity can be found in the official repository [56] of avb, and on the Google developers webpage [60, 61].

2.6 Modifying Firmware

In Section 2.5 we explained Android’s integrity protection for partitions. This section discusses how we can modify existing Android firmware to create our own custom ROM. We have two ways to create a custom ROM— building from source or modifying an existing build. We will not discuss how to build the AOSP from source since it is outside of this project’s scope, and there are plenty of tutorials on the web on how to do it. However, we will explain how we can modify an existing firmware and customize some of the apps within the firmware. Figure 2.4 shows the process of modifying an existing firmware archive, and we will go through the numbered steps in detail.

1. When we have a firmware archive, we need to extract the firmware partitions first and then create an ext4 image from Android’s sparse image format. We can use the tool `simg2img` [50] to convert a partition file from sparse format into ext4 format.
2. After we have converted the sparse image into an ext4 image, we can mount it in read+write mode; this allows us to modify the partition. For example, we want to change an existing app without having the source code of the app.
3. If we do not have the source code, we need to decompile the apk; otherwise, we could have compiled a new version from the app’s source code. One technique to modify android apps without the source code is to decompile the app into smali or java code, add modifications and then recompile the modified source code to dex byte code. Such modifications can be done for example with the `jadx` [62] or `apktool` [63] tools. When modifying an app like this, an attacker has to resign the app. Otherwise, the system will detect an incorrect app signature and not allow it to be installed/updated.

4. Depending on the kind of apk we are modifying, we have to use another key to sign the apk. If we modify a standard app we can sign it with a self-signed certificate. If we change a system app we need to resign it with the right platform key; otherwise, the app may not have the correct permissions. We will discuss the app signing process in detail in Section 2.7
5. In case we do not have access to the platform keys used for building the firmware, we need to replace the existing ones. When we use custom platform keys, we have to resign all the system apps. Otherwise, the verification of the apks signature would fail.
6. After we have finished modifying the partition, we can use `img2sing` to convert our `ext4` partition into a sparse image.
7. Since we have modified an existing firmware, we will need to resign all partitions as described in Section 2.5 with the `avbtool`. After signing, we need to pack the partition back into the firmware archive and then load it onto the device.
8. To successfully flash our custom Android ROM to a device, we either unlock the bootloader or sign the ROM with the device manufacturer's private key. In our example, we modify an existing ROM, and we do not have the manufacturer's private key. Therefore we need to unlock the bootloader and add our public key to the device as the root of trust. We can then use tools like `fastboot` to load the firmware to the device. If we have signed everything correctly, the device should start with our custom firmware.

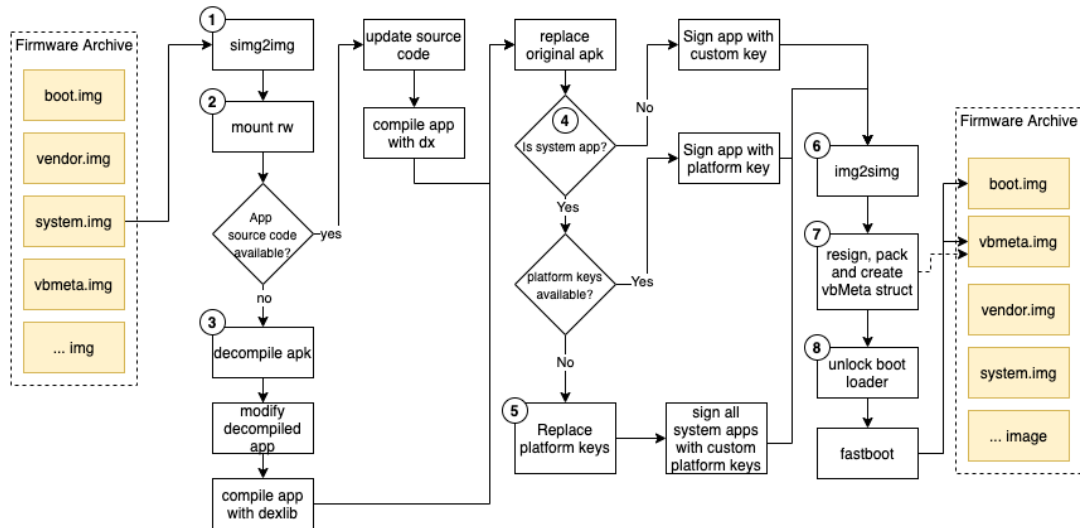


Figure 2.4: Process of modifying an existing Android firmware.

As described above, the process of modifying an existing Android firmware only works if we have an unlocked bootloader. Otherwise, the Android Verified Boot would detect a signature mismatch and would stop the boot process. In the next section, we will go through the app signing process of system apps and explain how the system and standard apps are differentiated.

2.7 APK signing and permissions

In this section, we discuss Android's permission architecture for app processes. We start by explaining how standard and system apps are signed. We then move forward and explain how SELinux policies work together with the Android framework permissions to ensure app sandboxing. At the time of writing, the app signature schema has four versions [64, 65] and we will only discuss the newest version v4 [66]. We will not explain all of the v4 signing schema features because this goes

outside of our project scope, but we will show what benefit the v4 schema has compared to the v3 schema.

When we develop an app in Android Studio, we will need to compile the Java or Kotlin code into an ART compatible dex byte code. If we want to upload our app to an app market like, for example, the Google Play Store, the market usually enforces that we have to sign our app. The signing will assure the app's integrity and allow us to use Android's app update mechanism. Android's package manager verifies the signature of every app at installation. Android apps do not use a public key infrastructure for app certificates. Without a PKI, it is possible to use self-signed certificates for signing Android apps. Depending on the signature schema used, we have to use other tools to generate a valid signature. To generate a v4 signature, we can sign an apk with the `apksigner` tool [67] as shown in Figure 2.5. Before we can sign an apk, we need to use the `zipalign` tool [68] to optimize the alignment of files within the apk. After signing the apk, we can upload it to an app store or directly install it on a device. Android's Package Manager (PM) will assure that the signature is valid and then install the apk into the `/system/data/` folder.

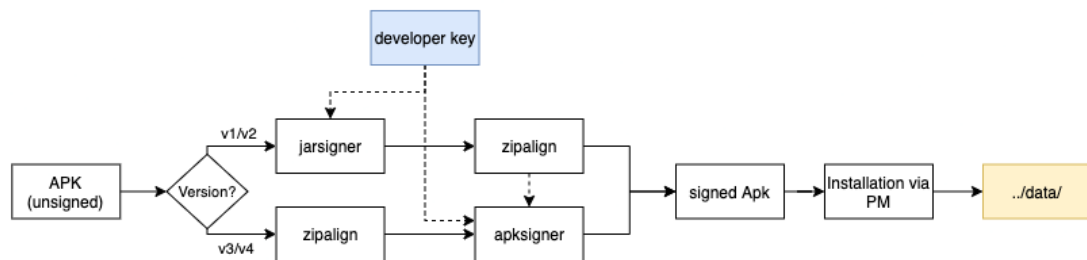


Figure 2.5: Overview of the standard app signing process.

In v3, the `apksigner` will append the signing data to the apk in a so called signing block. In v4, the signature schema uses parts of the v2 or v3 schema to generate a new separate signature file. The apk digest is first verified and then integrated into the v4 signature file. As stated in [66] the signature file contains a fs-verity [69, 70] compatible data structure. Fs-verity is similar to dm-verity and is used to generate a Merkle-tree over a read-only file on read+write partitions. It ensures a file's integrity by verifying the data and signature each time it is paged into the memory. According to the fs-verity documentation [69, 70] These runtime checks ensure that the data can't be corrupted during runtime, even running on malicious firmware. The fs-verity approach helps to prevent an app from being tampered at runtime, and it is an additional protection on read+write partitions. As we have already discussed, the system and vendor partitions are integrity protected by dm-verity. However, dm-verity cannot detect the corruption of a file on read+write partitions like the user-data partition. In this case, fs-verity could ensure the integrity of specific files by making them read-only and verifying the signature at runtime. However, we will not further discuss how fs-verity is implemented in detail and discuss system apps' signing schema. Interested readers can find more information about fs-verity and the signature v4 schema in [69, 66, 70].

System apps use the same apk signature schemas as standard apps. One of the key questions to ask when we talk about system apps' security is how Android knows the difference between standard- and system apps? Answer: We sign system- and standard apps with different keys. App developers sign Android apps with their app keys and OS vendors sign system apps with their platform keys. As mentioned in Section 2.5, Android has at least four platform keys used for signing system apps. It is possible to add additional platform keys for signing specific apps. A reason for including more platform keys is when a 3rd party app vendor wants to be pre-installed on the system. In this case, the OS vendor has, to our knowledge, three ways to include it into the system. The first way is the 3rd party vendor signs its app with their private key and then sends the signed apk to the OS vendor. The OS vendor will then add the apk to the firmware as illustrated in Figure 2.6. Usually, this type of app is then placed within the firmware in the `/system/app/` folder or it can be placed in other partitions like the `/vendor/app/` and `/product/app/` folders. Apps in these folders are called system apps and cannot be removed by the user because it is then

stored on a read-only partition. However, as long as this app is not signed with a platform key, they inherit no special permissions.

In case a developer wants to update its system app, then the new version of the app is installed on the writable user-data partition. The package manager will check the signature and version of the update and install the new apk into the `/data` folder. The user can remove the update but not the original system app residing in the `../app/` folder. If an OS vendor wants to remove or update the system app on one of the read-only partitions, it needs to roll-out an Over-the-Air (OTA) update. In such an update, the device is booted into recovery mode to load a new firmware version. These changes are then permanently stored on the phone.

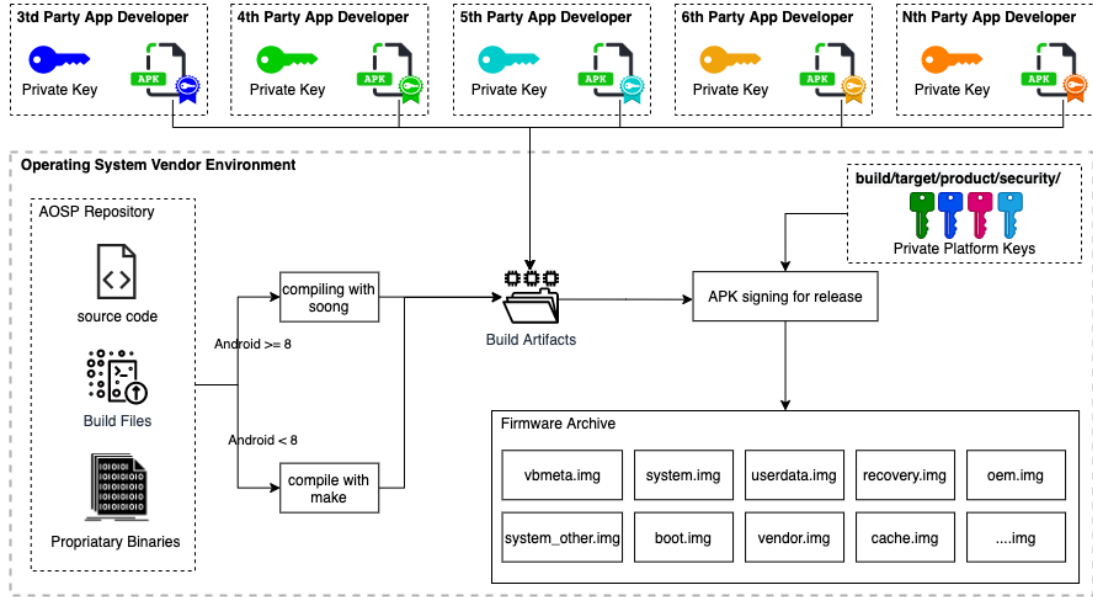


Figure 2.6: Example build process for system apps.

Another way to integrate a system app is to sign it with a platform key and place it in the `../priv-app/` folder, which is read-only. Apps signed by the platform key can request system permissions that grant access to protected or hidden APIs in the framework. Since Android Oreo, apps have to be allow-listed in a `../etc/permissions/privapp-permissions.xml`¹ file of the partition to grant or deny access to a specific system permission [71]. This permission check can be activated with the build property `ro.control_privapp_permissions=enforce`. According to [71] the device will not boot if an app has permissions that are not allow-listed. When we want to understand how Android handles system app permissions, we need some information about Android's security architecture.

Android uses a Discretionary access control (DAC) [72] and a Mandatory access control (MAC) [73] to manage access to specific API- and OS resources. The DAC uses users- (UID), groups-(GID), and access mode bits (RWX) to determine the access rights of a process. In Android, every app gets a custom UID/GID in the range of 10'000 to 19'999 at installation time. As with other Linux distributions, the UID/GID 0 is reserved for the root user and hardcoded into the kernel. The Android framework defines differently from other Linux distributions that all UIDs in range 1'000 to 9'999 are for system use as partly shown in Listing 2.4. Moreover, it defines the term Android ID (AID) for identifying the human-readable username and UID/GID [72]. We can find a complete list of pre-defined system users and other defined ranges in the `android_filesystem_config.h` file [74]. The listed aid are used at the built time to create the users and groups.

¹Filename is variable and can be changed.

```

1  ...
2  #define AID_SYSTEM 1000 /* system server */
3  #define AID_RADIO 1001 /* telephony subsystem, RIL */
4  #define AID_BLUETOOTH 1002 /* bluetooth subsystem */
5  #define AID_GRAPHICS 1003 /* graphics devices */
6  #define AID_INPUT 1004 /* input devices */
7  #define AID_AUDIO 1005 /* audio devices */
8  #define AID_CAMERA 1006 /* camera devices */
9  ...

```

Listing 2.4: Lines 48 to 55 from `android_filesystem_config.h`. Source [74]

The kernel maps the system services shown in Listing 2.4 to the Android framework’s permissions. The XML file *platform.xml* can be found in the `<partition>/etc/permissions` folder on every Android firmware. It contains a mapping of the GID to Android API permission for one partition. The Android framework has a set of pre-defined API permissions that change with every API version. We can find a complete list of all Android permissions on the Google developers webpage (see [75]). The mapping between Android’s API permission and the GID assures that an app can access a specific resource if it has the API permission. When an app needs permission to a specific service, for example, Bluetooth, the app needs to request this permission during installation or runtime. Android’s package manager service will then check that the app is allowed to have the permission and, if so, adds the app’s UID to the group (GID) of the service. The kernel will then grant or denied access to the resources with DAC and MAC.

One problem with DAC is that if misconfigured, it allows setting world-writeable files. In the worst case, world-writable files can lead to privileged escalation attacks. SELinux is used to enhance Android’s security architecture further and to prevent such misconfiguration. It enforces mandatory access control for every process, even for processes running under the root user. Per default, SELinux denies all access that is not explicitly granted by a policy. It hardens Android’s sandbox model by ensuring that even when a malicious process runs under root, it cannot access all system resources unless allowed by the SELinux policies. In contrast to DAC, we cannot change SELinux policies during runtime. The SE-policies of AOSP is available online [76]. OS vendors can customize their policies and extend the existing AOSP policies. It is a fact that the SELinux files are stored on different directories depending on the OS vendor’s customizations. Per default the SELinux policy files are store in `/system/etc/selinux`. The folder contains the context files with the policies that SELinux enforces. A list of key files can be found on the official Google developers page [77]. We will not further discuss how to create SELinux policies. Instead, we will explain how DAC and MAC are used in the framework to control app permissions. More information about the SELinux implementation can be found in [78, 79].

Android stores the core files of the framework in the `/system/framework` directory. It contains the `framework-res.apk` and the Java libraries. The `framework-res.apk` contains the graphical user interface’s resources, and its `AndroidManifest.xml` contains the framework’s initial permission definitions. In Android, every app can define its custom permissions in the `AndroidManifest.xml`. An example permission is shown in Listing 2.5 on Lines 2-7. When an app wants to access a service outside of the sandbox, like, for example, the internet, it needs to add the permission defined in the `framework-res.apk` in its own `AndroidManifest.xml` with a `<uses-permission>` XML tag. An example of the `<uses-permission>` tag is shown in Listing 2.5.

```

1  ...
2  <permission
3    android:description="@string/permdesc_createNetworkSockets"
4    android:label="@string/permlab_createNetworkSockets"
5    android:name="android.permission.INTERNET"
6    android:protectionLevel="normal"
7  />
8  ..
9  <permission
10   android:name="android.permission.REVOKE_RUNTIME_PERMISSIONS"
11   android:protectionLevel="installer|signature|verifier"
12 />
13 ...
14 <uses-permission
15   android:name="android.permission.INTERNET"
16 />
17 ...

```

Listing 2.5: Example of a xml permission defintion and usage.

Android defines a set of base permissions as shown in Figure 2.7. Depending on the base permission and protection level flags the system follows other procedures when an app requests permissions. Moreover, the protection levels indicate the risk to the user. A base permission level can have zero or more flags, and they can extend the base permission with additional permissions as shown in Listing 2.5. For example, the flag *vendorPrivileged* with value 8000 can grant additional permissions for vendor apps. Permission must have a unique name attribute. The package manager will not install an app that defines an already existing permission name.

Value	Meaning
"normal"	The default value. A lower-risk permission that gives requesting applications access to isolated application-level features, with minimal risk to other applications, the system, or the user. The system automatically grants this type of permission to a requesting application at installation, without asking for the user's explicit approval (though the user always has the option to review these permissions before installing).
"dangerous"	A higher-risk permission that would give a requesting application access to private user data or control over the device that can negatively impact the user. Because this type of permission introduces potential risk, the system may not automatically grant it to the requesting application. For example, any dangerous permissions requested by an application may be displayed to the user and require confirmation before proceeding, or some other approach may be taken to avoid the user automatically allowing the use of such facilities.
"signature"	A permission that the system grants only if the requesting application is signed with the same certificate as the application that declared the permission. If the certificates match, the system automatically grants the permission without notifying the user or asking for the user's explicit approval.
"signatureOrSystem"	Old synonym for "signature privileged". Depreciated in API level 23. A permission that the system grants only to applications that are in a dedicated folder on the Android system image or that are signed with the same certificate as the application that declared the permission. Avoid using this option, as the signature protection level should be sufficient for most needs and works regardless of exactly where apps are installed. The "signatureOrSystem" permission is used for certain special situations where multiple vendors have applications built into a system image and need to share specific features explicitly because they are being built together.

Figure 2.7: Overview of Androids access levels. Image source [80]

As mentioned before, every app has its UID and runs in a sandboxed environment. However, apps can share data by using the same signing key and the same UID. Two apps can define in their *AndroidManifest.xml* the *sharedUserId* attribute to use the same UID. Before Android10, system apps could set the *sharedUserId* to "*android.uid.system*" to use Android's pre-defined system user and run in the same context. With Android API 29, this function is deprecated because it leads to unpredictable behavior in the package manager [81]. As described in Figure 2.7 the *signature* base permission allows an app with the same certificate to use the permission. As already mentioned, pre-installed apps can be signed with the platform key and can therefore use the signature permissions of the *framework-res.apk* without notifying the user.

In summary, we have discussed the basic structure of Android firmware images, and we gave some insights on the build process of Android firmware. This section explains how apk's are signed and how DAC, together with MAC, are used in Android to implement a permission architecture that allows process sandboxing and API protection. In terms of analyzing the Android firmware eco-system, we have seen that Android stores pre-installed system apps on read-only partitions and that AVB and dm-verity ensures integrity protection. In conclusion, we can say that Android's security framework is a complex structure, and we cannot go through all details of the framework within this work, but we have described in Section 2.6 how we can extract pre-installed apps from the system partition at scale. We will progress in Chapter 3 with analyzing the extracted pre-installed apps.

Chapter 3

Dataset Analysis

As described in Chapter 2 we were able to collect a dataset of 5'931 firmware archives from various sources. From these firmware archives, we extracted 902'262 Android apps by only crawling the system partitions of the firmware archives. In Chapter 2 we explained how custom ROM's were built and which security techniques ensure partition integrity. Before we progress with analyzing the pre-installed apps in detail, we will present our analysis methodology:

1. *Create a dataset:* First, we collect the necessary data to conduct our study. In our case, we collect Android firmware and pre-installed apps as described in Section 2.2.
2. *Experiment:* As the next step of our experiment, we select tools to extract security-relevant data from the Android apps. In detail, that means we search for tools that can extract security-relevant data like certificates, permissions, call graphs, and runtime information like network traffic or memory states. We follow a similar approach to that used by other researchers [15, 14] and use mainly static analysis tools for our experiment. We will evaluate available tools analysis in Section 3.1 and discuss the scan results in the following sections.
3. *Analyse Data:* After we have scanned the pre-installed apps, we will analyze the collected data. We will see which data we can extract at scale and what we can learn from the data in Sections 3.2 to 3.6.
4. *Improve experiment:* Depending on the results, we will see if we have to improve our experiment setup. Possible enhancements could be the use of more tools or other analysis techniques. We will discuss potential improvements of our approach in Chapter 6.

In the next Chapter 4 we will then explain how we developed FirmwareDroid to automate the data analysis.

3.1 Selecting State of the Art Tools

The open-source community has created many tools to analyze Android apps. It is outside of this project's scope to test every tool on the market in detail and integrate it into FirmwareDroid. However, we attempted to identify up to date static and dynamic analysis tools that we could include in our project, serving our interests. It's not the goal of this evaluation to find the best analysis tool or make any assumptions about a tool's quality. The purpose is to determine potential tools that we could use for our analysis, which would work within our environment. We, therefore, define the following criteria for our selection process:

- A **Purpose:** Does the tool's purpose fits our project goal?
- B **Maintenance:** Is the tool still maintained, and is it likely to be maintained in the future? (Yes/No)
- C **Compatibility:** Is the integration of the tool into our environment possible? This includes if the tools is compatible with docker and python 3.8. (Yes/No)

D Scaling: Is it possible to use parallel computation, and can it scan our dataset in the given project time? (Yes/No/Unknown)

E Dependencies and Requirements: Can the tools requirements and dependencies be fulfilled in our environment? (Yes/No)

F Copyright: Does the tool has an open-source license with free usage for non-commercial use? (Yes/No/Unknown)

Tool \ Criteria	Purpose	Maintenance	Compatibility	Scaling	Dependencies	Copyright
Androbug [36]	Yes	No	No	Yes	No	Yes
AndroGuard [7]	Yes	Yes	Yes	Yes	Yes	Yes
Androwarn [6]	Yes	Yes	Yes	Yes	Yes	Yes
AndroDet [82]	No	Yes	Yes	Yes	No	Yes
AndroPyTool [9]	Yes	No	No	Yes	Yes	Yes
apkanalyzer [83]	Yes	Yes	No	Yes	Yes	Unknown
APKiD [4]	Yes	Yes	Yes	Yes	Yes	Yes
Armandroid [10]	Yes	No	No	No	No	Yes
ClassyShark [84]	Nes	Yes	Yes	No	Yes	Yes
Droidbox [85]	Yes	No	No	Yes	No	Unknown
DroidSafe [86]	No	No	Unknown	No	Yes	Yes
Droidstatx [87]	Yes	Yes	Yes	Unknown	Yes	Yes
Exodus [8]	Yes	Yes	Yes	Yes	Yes	Yes
FlowDroid [88]	Yes	Yes	No	No	Yes	Yes
Maldroidlyzer [89]	Yes	No	No	Unknown	No	Yes
Medusa [90]	Yes	Yes	Yes	Yes	Yes	Unknown
Mobile-Security-Framework [91]	Yes	Yes	No	Yes	No	Yes
QARK [5]	Yes	Yes	Yes	Unknown	Yes	Yes
Quark-Engine [92]	Yes	Yes	Yes	Yes	No	Yes
RiskInDroid [93]	Yes	Yes	Yes	Yes	Yes	Yes
SmaliCFGs [94]	No	No	No	No	No	U
SUPER Android Analyzer [95]	Yes	Yes	Yes	Yes	Yes	Yes

Table 3.1: Results of the tools evaluation.

We searched the web for analysis tools and then evaluated them according to the defined criteria above. Table 3.1 shows the result of our evaluation. With the info from Table 3.1 we can select some of the tools for integration into FirmwareDroid. As we can see from Table 3.1 some Android tools are no longer maintained and outdated. Other tools are regularly maintained but do not scale well in our infrastructure or seem to have compatibility problems. We, therefore, selected four tools that would meet our criteria for the static analysis. The static analysis tools used are AndroGuard (v. 3.3.5), Androwarn (v. 1.6.1), APKiD (v. 2.2.1), and QARK (v. 4.0.0). As the next step, we will explain why we selected these tools and what features the tools offer.

- **AndroGuard** [7]: AndroGuard is a static analysis tool that has been used in another study as well [14, 9]. AndroGuard implements a command-line tool that can decompile apks and extract meta-data from the manifest and the decompile smali code. Its main API allows to extract of the following data:
 - AndroidManifest.xml parsing: this allows to extract apk meta-data like the version of the apk. Moreover, AndroGuard can extract the permissions, activities, services, and receivers declared and used in the manifest.
 - String extraction: AndroGuard can extract strings from the smali code. AndroGuard uses specific upcodes in the smali code to detect strings.
 - App certificates: The integrated certificate parser allows to extract the signing certificate of the apk in DER format. The API offers as well the possibility to export the certificate date in a human-readable form.
 - Call Graph: AndroGuard has an integrated crossreference module. This module allows the creation of call graphs for classes, methods, and fields.

We choose AndroGuard because it is well maintained, documented, and offers essential features for our study. The extraction of the AndroidManifest.xml data and the app certificates can help us understand how pre-installed apps are configured and by whom.

- **Androwarn** [6]: Androwarn is a malware scanner based on AndroGuard. It can scan apps for potentially harmful behavior and can generate a JSON report. One of Androwarn’s main features is detecting dynamic code loading techniques like JNI to load dex files or UNIX commands execution. We choose Androwarn because it scales well and gives us insights into commonly known malicious behavior and privacy issues.
- **APKiD** [4]: In 2016 Eduardo Novella Lorente et al. released a tool called APKiD [4]. With APKiD, we can fingerprint Android app compilers and packers by pattern matching. The tools collect features from the classes.dex and Manifest.xml and match them to a compiler or packer if possible. The APKiD developers use in [4] APKiD to detect malicious apps by fingerprinting suspicious compilers. Their work shows that APKiD is a useful tool to detect repackaged apps.
- **QARK** [5]: QARK is a vulnerability scanner that decompiles an app to find vulnerabilities. The QARK scanner can check for vulnerabilities like leaked private keys, activated debug flags, or weak cryptography usage. QARK is the only of our tool that uses Java, and from other studies, it is not clear how well it scales. Nevertheless, we decided to integrate QARK into FirmwareDroid since its vulnerability report has more information than Androwarn.

Additional to the above-mentioned tools we use VirusTotal [96] for scanning. VirusTotal is well known in the security community, and its API allows to scan binaries against the most common anti-virus products on the market. We used all the scanners mentioned above to scan all the apks in our dataset, and we will discuss the results of these scans in the next sections. In Chapter 4 we will see that our software architecture allows us to integrate more tools in future versions of FirmwareDroid.

3.2 Build Property Analysis

Before we can discuss our static analysis scan results, we give the reader an overview of the firmware data in this section. We have extracted from every firmware archive the build.prop or default.prop file to get the firmware version by using the *ro.build.version.release* key. Table 3.2 shows the result of this extraction. Moreover, we show the numbers of apps and package names by version.

Android version (ro.build.version.release)	Firmware count	App count	Unique packagename count	Firmware size on Disk
2	18 (0.30%)	1’876 (0.2%)	407	0.003TB
3	1 (0.01%)	151 (0.02%)	151	0.397GB
4	2’511 (42.31%)	317’250 (35.61%)	8’203	1.447TB
5	1’000 (16.85%)	141’575 (15.69%)	4’806	0.950TB
6	795 (13.98)	114’406 (12.68%)	4’290	0.924TB
7	685 (11.54%)	134’254 (14.88%)	3’968	1.119TB
8	400 (6.74%)	72’976 (8.09%)	1’911	0.658TB
9	234 (3.94%)	55’965 (6.02%)	1’375	0.568TB
10	136 (2.91%)	15’078 (1.67%)	242	0.243TB
Unknown	154 (2.6%)	48’731 (5.40%)	1’922	0.502TB
Total	5’934	902’262	27’275	6.4TB

Table 3.2: Number of firmware archives by version.

The numbers in Table 3.2 show that our dataset contains mostly Android 4 (42.31%) samples followed by Android 5 with 16.85%. The dataset contains around 13.59% of firmware archives from major (≥ 8) Android versions. From 902’262 apps, we have a total number of 27’275 unique packages with 3’528 apps from major versions. These numbers show the variance of package

names or, in other words, how many different app builds we have. Comparing the number of unique package names to the app total tells us that we have more apps with different builds than individual apps. We think this is not surprising because system apps on other firmware usually uses the same package name. For example, the settings app uses the "com.android.settings" package name over several Android versions. Another fact is that we have 154 unknown firmware versions because we couldn't detect the ro.build.version.release in the build property file. These files are likely newer versions that use multiple build property files or have modified build properties.

In total, we have detected 862 brands and 796 manufacturers. The difference between the manufacturer property and the brand property is that a company can produce a phone, but the phone can have another companies brand. For example, HTC manufactured the first Pixel device, but the branding is by Google. The model property is the name of the phone series—for example, Pixel 2 or SM-A605G.

Brands (ro.product.brand)	Manufacturers (ro.product.manufacturer)	Model (ro.product.model)
6	5	16
1	1	1
414	370	2004
193	186	760
134	120	543
81	79	407
21	24	186
10	9	101
-	-	-
2	2	2
862	796	420

Table 3.3: Overview of unique values in brand, manufacturer, and model build properties by Android version

The numbers in Table 3.3 show that we have various brands, manufacturers, and phone models in our dataset. Note that we could not extract the Android 10 build properties for the model, brand, and manufacturer due to the mentioned problem of using referenced build property files on other partitions. Nevertheless, if we look at Table 3.4 we can see the distribution of brands for Android 8 and 9. We have mostly firmware branded by Google and Samsung. We show similar results in Table 3.5 where Samsung and Google are on top of the most detected manufacturers.

Brand \ Version	8	9
Allview	1	0
Alps	1	2
Fih	1	0
Google	147	102
Helio	1	0
Infinix	11	21
Itel	52	0
Kddi	1	1
Lava	19	1
Lmkj	1	0
Micromax	10	0
Motorola	0	3
Nokia	2	2
Samsung	106	96
Symphony	23	0
Tecno	6	0
Verizon	2	0
Vivo	6	5
Vkworld	2	0
Walton	3	0
Wiko	3	0
Zte	2	1

Table 3.4: Count of detected brands for Android 8 and 9.

Manufacturer \ Version	8	9
Allview	1	0
Alps	3	4
Asus	2	0
Fih	1	0
Google	102	102
Helio	1	0
Hmd Global	0	2
Huawei	22	0
Infinix Mobility Limited	11	19
Itel	52	0
Lava	19	1
Leimin	1	0
Lge	21	0
Micromax	10	0
Motorola	0	3
Samsung	109	97
Symphony	23	0
Tecno Mobile Limited	6	0
Vivo	6	5
Vkworld	2	0
Walton	3	0
Wiko	3	0
Zte	2	1

Table 3.5: Count of detected manufacturers for Android 8 and 9.

We extracted as well how many apps set security-relevant build properties to true (1) or false (0). Table 3.6 shows the result of this extraction in numbers. What we can see is that seven firmware archives deactivate SELinux (ro.secure), twelve deactivate ADB authentication (ro.adb.secure), and nine firmware archives activate debugging (ro.debuggable). We can assume that these firmware archives are insecure custom ROMs and not made for production. Moreover, the numbers in Table 3.6 show that we cannot extract all the build properties for every firmware archive using the build property file on the system partition. Since build.prop files can have import statements, it is possible to refer to other build.prop files. These files can lay on another partition, and we would need to extract all the data from all partitions to get a complete overview of build properties. However, for some build properties, we can extract the complete numbers.

Build property key	1	0
ro.secure	153	7
ro.adb.secure	810	12
ro.debuggable	9	153
ro.oem.unlock.supported	177	0

Table 3.6: Detected numbers of security relevant build properties.

The *ro.build.tags* property gives us some insight on which keys the developers used to build the firmware. 3'675 firmware archives have the ro.build.tags set to *"release-keys"*, 1'871 use *"test-keys"*, 194 use *"dev-keys"* and the rest (194) has set a custom string or does not set the property at all in the build.props file. We conclude that we have at least 2'065 (34.8%) firmware builds in our dataset that shouldn't be used for productive builds due to possible insecure key usage.

In summary, we can say that our dataset contains a larger amount of old (< v8) Android versions. Having a lot of old Android firmware is one of the drawbacks of our crawling web

approach. We cannot determine the Android version until we have downloaded the data. However, one of the benefits of this dataset is that we have a wide range of firmware samples and enough pre-installed apps to test our software. We will progress with discussing the results of the individual scanners in the next sections.

3.3 AndroGuard Scan Result Analysis

In this section, we will discuss how we can use AndroGuard reports to analyze our Firmware dataset. When we scan an app with AndroGuard, we can parse and export the data from the AndroidManifest.xml. Within the manifest, we find the component and permission declarations. Using FirmwareDroid, we can scan every app in our dataset with AndroGuard and store all the extracted data from the AndroidManifest.xml in our database. We use the data to create firmware specific statistics about the permission usage of the pre-installed apps.

In general, extracting permission data allows us to generate a various number of statistics. We implemented the functionality to aggregate the app data over any set of firmware archives. We can use this function to compare arbitrary sets of firmware to each other. For example, we can generate statistics for firmware samples of two OS vendors and compare them against each other.

With AndroGuard, we cannot only extract manifest data. As we will see in Sections 3.3.2 and 4.2.2 we can use AndroGuard to extract app certificates and strings. Moreover, AndroGuard can create a complete code call graph with class, method, and field references. However, due to the high performance necessary to create complete call graphs with AndroGuard we do not use this feature in the current version of FirmwareDroid.

3.3.1 Permissions

In this section, we discuss the permissions per Android version and do not compare them to each other because this could lead to wrong conclusions. Comparing arbitrary sets of firmware is not always meaningful. In some cases, it can give us misleading information if we compare groups of unequal size or different Android versions. As shown in Tables 3.2 and Table 3.3 we have an unbalanced number of android apps per firmware version, and the number of brands per Android versions differs as well. Our goal for this analysis is to show different statistics for Android 8, 9, and 10 to demonstrate how we can use the permission data extracted with AndroGuard and not to compare the versions to each other.

3.3.1.1 Android 10: Permissions statistics

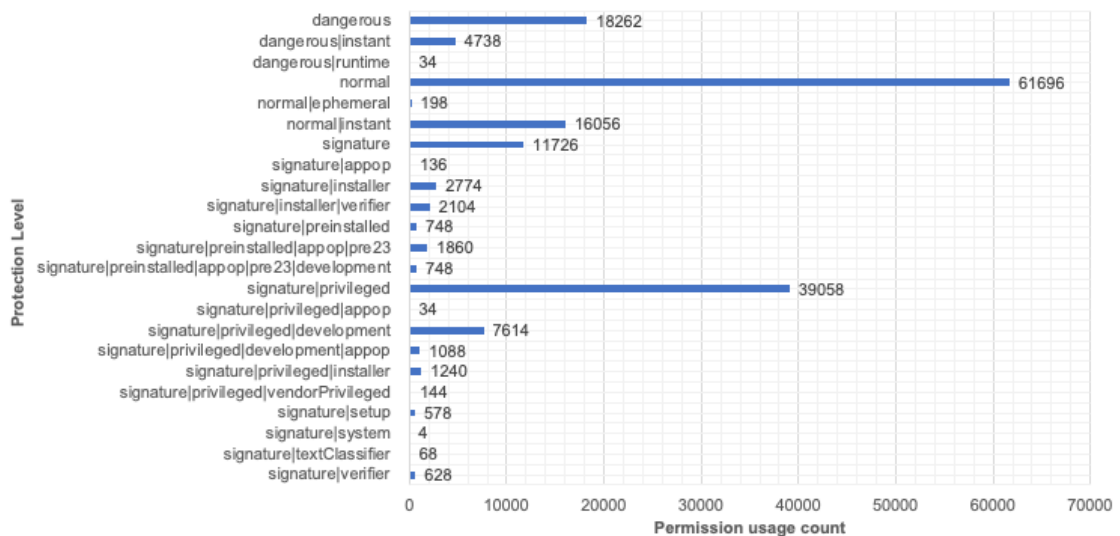


Figure 3.1: Android10: Permission usage by protection level.

We start with examining the app permissions of our Android 10 firmware by showing some permission usage statistics. We extracted all the permissions and corresponding protection flags for every app and aggregate the data to see how common some protection levels are. Figure 3.1 illustrates the protection levels and their frequency. We can see that the base permission *normal* is used the most times with a frequency of 61'696. The signature|privileged and dangerous permission are used the second and third most with 39'058 and 18'262 times. We can see from Figure 3.1 that we have some protection levels compared to others with a rather low count. For example, the signature|system or the dangerous|runtime times. Note: That to our knowledge, the official Google developers page for permissions [75] does not even list some of these protection levels. Without further investigation, we cannot determine their purpose. Anyways, we group the protection levels by their base permission to better illustrate the permission usages in Figure 3.2. As shown in Figure 3.2 our pre-installed apps on Android 10 use 45.4% normal (total: 77'950), 41.1% signature (total: 70'552) and 13.4% dangerous (total: 23'034) permissions.

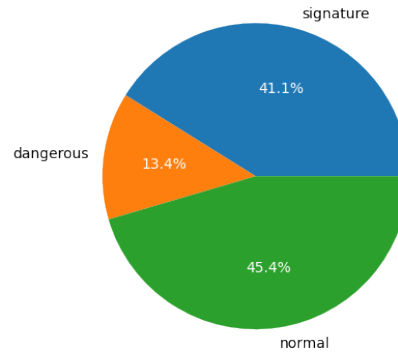


Figure 3.2: Android10: Total permission usage grouped by base permissions.

We determine as well how many apps declare custom permissions. Figure 3.3 shows that 44,9% of our Android 10 apps request at least on third party permission. Figure 3.4 illustrates the number of apps that define at least one custom permission. We see that 24% of our Android 10 apps declare at least one custom permission.

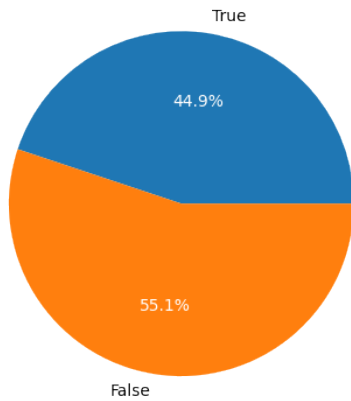


Figure 3.3: Android10: Percentage of apps that request at least one 3rd party permission. True = Requests at least one 3rd party permission, False = requests no 3rd party permission.

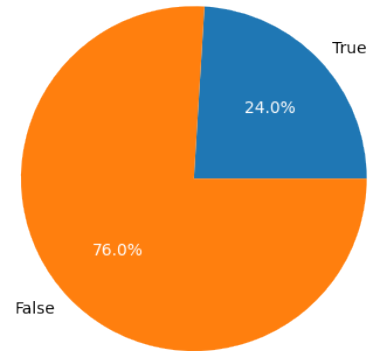


Figure 3.4: Android10: Percentage of apps that declare at least one permission in their AndroidManifest.xml. True = Declares at least one permission, False = declares no permission.

3.3.1.2 Android 9: Permissions statistics

We have extracted 2'806 different permissions and counted the frequency of their usages from our Android 9 dataset. Figure 3.5 shows the top 30 most used permissions for our Android 9 apps. Please note that we added in Appendix B a graphic with the top 100 permissions. We can see from the top 30 that the internet and network state permission seems to be on top of the most used permissions. Moreover, we have several dangerous permissions in the top 30. To be more precise, eight dangerous, 13 normal, eight signature, and one permission that Google lists as "not used by third-parties applications"¹. Nearly every third app (33,64%) in our Android 9 dataset has write access to the external storage, and 26.67% have read access. 26.15% apps use the read phone state permission, which gives access to the unique phone identifiers. Overall we conclude that the use of dangerous permissions for our Android 9 apps seems to be common.



Figure 3.5: Android 9: Top 30 most used permissions.

To further investigate the usage of the permissions we list in Figure 3.6 the top 30 most requested 3rd party permissions. On top of the most requested permissions is access to the Google Play service. Looking at the top 30, it seems that we have mainly custom Google and Samsung permissions. For most permission, we can only assume their purpose, and without manually analyzing each of the permissions, we cannot conclude if their usage is a risk for the user.

¹android.permission.WRITE_SECURE_SETTINGS according to [75]

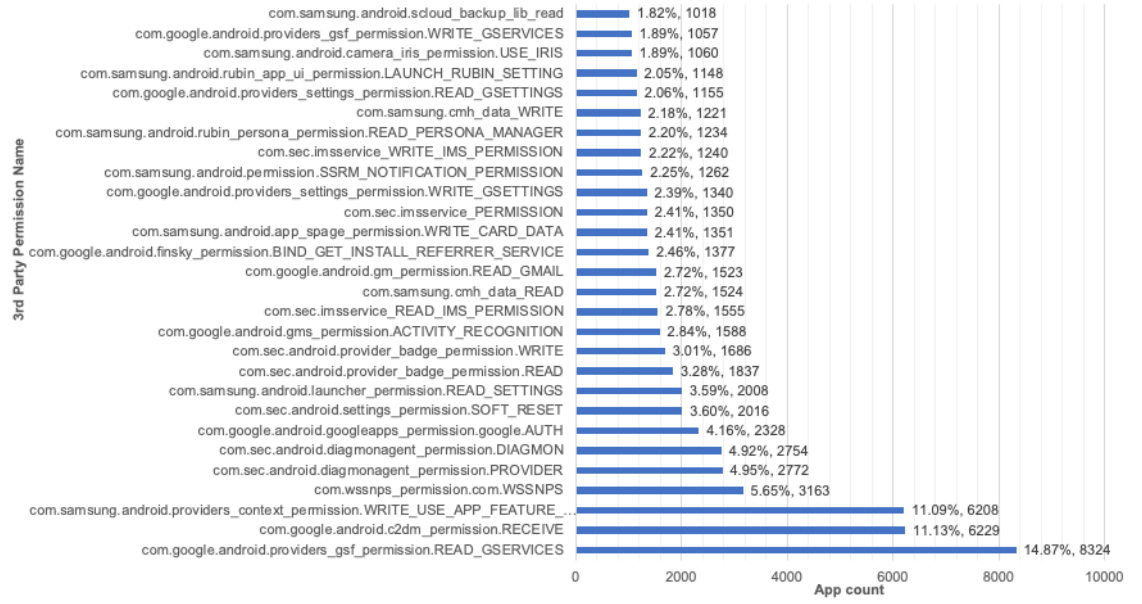


Figure 3.6: Android 9: Top 30 most used 3rd party permissions.

3.3.1.3 Android 8: Permission statistics

Another way to use the permission data is to aggregate the total number of permissions grouped by protection level to show the protection levels' distribution. Figure 3.7 shows a boxplot of the dangerous protection level without any additional protection flags. The y-axis represents the total number of permissions an app uses for the individual protection level. The illustration shows that we have several out-liners with unusually high usage of dangerous permissions. On top is one app that uses 25 dangerous permissions. Overall, most apps that use dangerous permissions do not use more than five dangerous permissions. The median lays at two permissions.

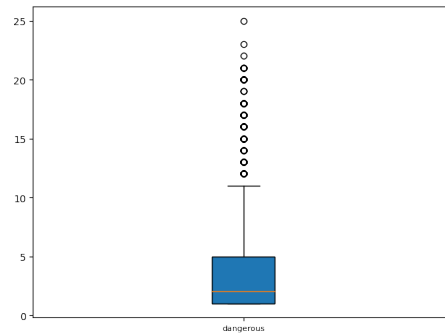


Figure 3.7: Android 8: Distribution of the dangerous protection level.

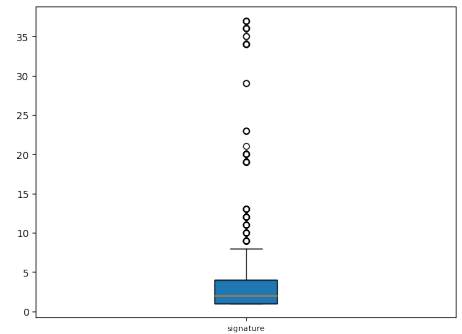


Figure 3.8: Android 8: Distribution of the signature protection level.

We illustrate in Figure 3.8 the signature protection level distribution without any additional flags. Similar to the dangerous protection level, we have out-liners with rather high usage of signature permissions. Overall, signature permissions' usage lies between one and four, with a median of two signature permissions. If we look at Figure 3.9 we see the distribution of the normal permission level. Note that the scale of normal permissions compared to the dangerous and signature permissions is higher. The x-axis in Figure 3.9 shows the number of normal permissions used, and we have out-liners that use more than 100 normal permissions. Overall the Q1 and Q3 percentiles show that most apps use between five to 20 normal permissions.

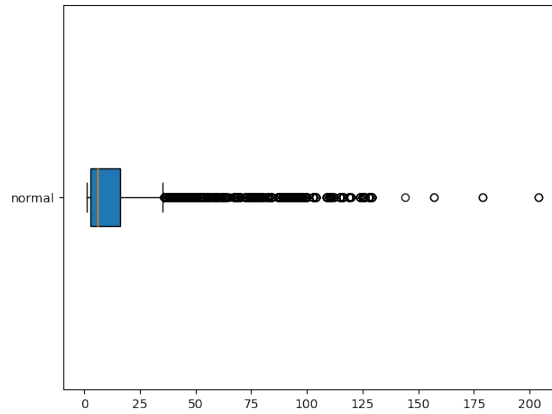


Figure 3.9: Android 8: Distribution of the normal protection level.

In summary, we have seen the percentages of apps that declare and use custom permissions on Android 10. For Android 9, we have shown which permissions pre-installed app developers use the most overall and which 3rd party permissions are more used than others. For Android 8, we showed the distribution of dangerous, signature, and normal permissions, and we show that we can identify unusual permission usages by looking at the out-liners in Figures 3.7, 3.8 and 3.9. Keep in mind that the shown numbers only represent the trend in our dataset. We cannot generalize these trends to all Android 8, 9, or 10 firmware. The depicted examples demonstrate that the collected data is useful to identify out-liners and trends. As mentioned before, we can generate such statistics for any arbitrary set of firmware with FirmwareDroid and compare the results.

3.3.2 Certificates

With AndroGuard, we extract as well the certificates of all pre-installed apps. Keep in mind that we cannot check Android app certificates against a PKI. Therefore we cannot verify that the certificate data provided is genuine. It's unlikely that all certificates are fake and not from an official vendor; however, some certificates contain counterfeit data.

As with the permissions, we can use the data to generate statistics per Android firmware and over arbitrary sets of apps. For example, if we are interested in a specific app, we can query FirmwareDroid's database for one app and search for all apps with the same signing certificate. Another possibility is to query how common a specific certificate is to determine how many apps are using the same certificate. Table 3.7 shows how many certificates we have extracted and how many unique certificates we have for every Android version. Note that an app can have more than one certificate.

Android Version	Total number of certificates extracted	Number of unique certificates	Ratio unique packagename to unique certificate
8	72'076	447	1'991/447
9	55'291	320	1'375/320
10	15'130	92	242/92

Table 3.7: Number of unique certificates in our database.

We can calculate the average of how many apps use the same certificates by dividing the unique number of package names with the unique number of certificates. Our Android 8 certificates are, on average, used by 4.45 apps, our Android 9 by 4.3 apps, and our Android 10 by 2.63 apps. These numbers show that, on average, the companies use their app certificates more than once. We give a further example of how often certificates are reused by searching for AOSP development keys. To be more precise, we search for how common the AOSP platform certificate (sha1: 27 19 6E 38 6B 87 5E 76 AD F7 00 E7 EA 84 E4 C6 EE E3 3D FA) is in our dataset. As a result, we can say that we have 108'983 (12,07%) apps that use the AOSP certificate. Note that the certificate is insecure since its private keys are publicly available [97] and everyone can sign apps with this certificate. To further explore the most common certificates, we analyze the top ten for Android 8, 9, 10.

App developer and example packagename	Certificate SHA1	Number of certificates in database	Percentage of total apps in database (902'262)
<i>Android 10</i>			
Google Inc. com.quicinc.cne.CNEService	E3 22 16 17 B1 D6 B5 10 DB 06 4E DB 38 15 02 BD FD 3B AC 47	1316	0.15%
Google Inc.	38 91 8A 45 3D 07 19 93 54 F8 B1 9A F0 5E C6 56 2C ED 57 88	1134	0.13%
Google Inc. com.android.sharedstoragebackup	38 D8 1C FB 64 BD 5D 78 BA ED 39 3C 25 E7 E9 2B 91 60 20 0E	869	0.10%
Google Inc. Android Easter Egg	69 25 F4 EE 29 7C 96 E8 30 5C 59 EA 02 6B FA 74 A8 DC E1 91	869	0.10%
Google Inc. com.android.vpndialogs	81 C2 B1 2C BA 14 66 FE CF 45 29 BE 3F 08 14 B7 F5 0B 44 83	814	0.09%
Google Inc. com.android.vpndialogs	81 90 2F C3 62 B6 A8 85 40 B2 7F 04 90 9C 2C 85 0A E8 46 85	814	0.09%
Google Inc. com.quicinc.cne.CNEService	2A 5F D0 80 D1 5E D5 C6 91 36 B3 9A 9F 3E 64 C6 65 B9 91 A2	703	0.08%
Google Inc. android	D4 D3 D7 EF 20 B8 59 8A 43 71 49 9C AD 13 01 37 AA 30 FF 3B	703	0.08%
Google Inc. X Google enrollment	5F 3F 5A D9 2D 23 D6 40 2A 26 31 70 D8 7A 0D 8A 44 C5 90 AC	634	0.07%
Google Inc. Default Print Service	70 62 71 04 12 02 F8 0C E2 AB 09 DD 7C 22 95 9D 2D 92 DB 0C	634	0.07%
<i>Android 9</i>			
Samsung com.samsung.aasaservice	9C A5 17 0F 38 19 19 DF E0 44 6F CD AB 18 B1 9A 14 3B 31 63	21272	2.36%
Google Inc.	38 91 8A 45 3D 07 19 93 54 F8 B1 9A F0 5E C6 56 2C ED 57 88	5577	0.62%
InfinixMobility android	BF D5 79 80 68 4E B3 7C 5E 86 DA 0D D0 8A 9D DF E4 81 87 41	1869	0.21%
Samsung (DMC) com.android.dreams.basic	97 41 A0 F3 30 DC 2E 86 19 B7 6A 25 97 F3 08 C3 7D BE 30 A2	1686	0.19%
Samsung Electronics Co. Ltd. com.samsung.aasaservice	29 C6 47 CB CC 9A 5F BD 6C 0C 96 1E 05 71 2B D1 53 52 A1 F5	1333	0.15%
Google Inc. com.android.bluetooth	73 69 74 B3 71 23 FA 90 07 CF 05 CD C1 FB 43 D9 15 91 76 22	1116	0.12%
Google Inc. com.android.bluetooth	B8 41 56 6D C2 B4 69 F3 11 14 BB 27 17 14 B5 DC A6 44 FD 80	1116	0.12%
Google, Inc	24 BB 24 C0 5E 47 E0 AE FA 68 A5 8A 76 61 79 D9 B6 13 A6 00	926	0.10%
Google Inc. android	D4 D3 D7 EF 20 B8 59 8A 43 71 49 9C AD 13 01 37 AA 30 FF 3B	919	0.10%
Google Inc. com.quicinc.cne.CNEService	2A 5F D0 80 D1 5E D5 C6 91 36 B3 9A 9F 3E 64 C6 65 B9 91 A2	919	0.10%
<i>Android 8</i>			
Samsung com.samsung.aasaservice	9C A5 17 0F 38 19 19 DF E0 44 6F CD AB 18 B1 9A 14 3B 31 63	19837	2.20%
Google Inc.	38 91 8A 45 3D 07 19 93 54 F8 B1 9A F0 5E C6 56 2C ED 57 88	8731	0.97%
Transission com.mediatek.batterywarning	BE 8C B9 F9 5B CB 5B FB 04 04 50 34 E5 18 26 3A A2 FC A1 FA	2421	0.27%
Samsung com.samsung.aasaservice	29 C6 47 CB CC 9A 5F BD 6C 0C 96 1E 05 71 2B D1 53 52 A1 F5	1921	0.21%
Google, Inc	24 BB 24 C0 5E 47 E0 AE FA 68 A5 8A 76 61 79 D9 B6 13 A6 00	1852	0.21%
Samsung Corporation (DMC)	97 41 A0 F3 30 DC 2E 86 19 B7 6A 25 97 F3 08 C3 7D BE 30 A2	1720	0.19%
Zhantang com.sprd.engineermode	F1 A5 4A 3F 02 4A 8D 1B 74 D1 FF 1F 74 D3 BE 66 ED 79 31 2E	1478	0.16%
Google Inc. com.android.egg	69 25 F4 EE 29 7C 96 E8 30 5C 59 EA 02 6B FA 74 A8 DC E1 91	1407	0.16%
Tecno	48 19 D1 56 9B D0 64 AD 33 94 61 73 79 32 FB 76 1C 1B E1 77	1323	0.15%
Lava com.adups.fota	FB 01 33 26 78 40 78 4C A3 00 9E 26 F2 69 F7 43 2C 09 19 EC	1184	0.13%

Table 3.8: Top ten most used certificates for Android 8, 9, and 10 in our database.

In Table 3.8 we show the most common certificates for Android 8, 9, and 10 in our database. For Android 10, we have only Google certificates in the top ten. We think this is not surprising as we have for Android 10 mostly official stock firmware from Google. For Android 8 and 9, we have

two certificates from Samsung at the top followed by Google certificates. We have as well other Samsung certificates in the top ten. If we compare the numbers of certificates for Samsung, we can see that there seems to be a large gap between the first certificate and the others in numbers. We compare the three Samsung certificates for Android 9 to see if we can manually spot an anomaly in the certificate data. Most of the data like subject or issuer seem to be the same, but the validity timestamps aren't. Two of the certificates have a "not-valid-before" field from 2011, and the other certificate (sha1: 29 C6 47 CB CC 9A 5F BD 6C 0C 96 1E 05 71 2B D1 53 52 A1 F5) has it set to 2018. It seems odd that an Android 9 device from Samsung would use a not-valid-before date from November 2018 since Android 9 was released in August 2018. However, it could be possible that they created a new certificate at that time, so we have to investigate further to see if that certificate is part of a malicious campaign. So we check the first apk in our database that shows up when we search for the certificate (md5:ad5803db6c96b5494a4fd822cb7812ec, package name:com.Samsung.aasaservice) in our list with FirmwareDroid:

- VirusTotal shows that three scanners detect the apk as malicious.
- APKiD does not detect a suspicious compiler. It detects the dx compiler.
- Qark lists 36 issues. Twenty-five issues are general infos, and eleven are warnings. We list only the warnings that we think are relevant:
 - This permission can be obtained by malicious apps installed prior to this one, without the proper signature. Applicable to Android Devices prior to L (Lollipop).
 - Backups enabled: Potential for data theft via local attacks via adb backup, if the device has USB debugging enabled (not common).
 - The receiver com.adups.library.ac.NetworkReceiver is exported, but not protected by any permissions. Failing to protect receiver tags could leave them vulnerable to attack by malicious apps. The receiver tags should be reviewed for vulnerabilities, such as injection and information leakage.
 - The activity com.adups.fota.GoogleOtaClient is exported, but not protected by any permissions. Failing to protect activity tags could leave them vulnerable to attack by malicious apps. The activity tags should be reviewed for vulnerabilities, such as injection and information leakage.
 - This results in AMS either resuming the earlier activity or loads it in a task with same affinity or the activity is started as a new task. This may result in Task Poisoning.
- Androwarn reports that at least two UNIX commands are executed and that the app accessed some phone identifiers and can conduct phone calls.
- AndroGuard shows us that the application accesses four dangerous permissions and eleven normal permissions. Looking at the normal permissions, we think it is interesting that the app requests permission to install and remove shortcuts. The app uses the following dangerous permissions:
 - android.permission.GET_ACCOUNTS
 - android.permission.READ_PHONE_STATE
 - android.permission.READ_EXTERNAL_STORAGE
 - android.permission.WRITE_EXTERNAL_STORAGE

The point that VirusTotal reports this apk as malicious undermines our assumption that the certificate is malicious. However, APKiD does not detect that the apk is repackaged, and it could be a coincidence. We check ten other apks of the same certificate with FirmwareDroid but could not detect any anomalies. Therefore, we decide to compare an apk with the same package name but signed with one of the other Samsung certificates (sha1: 9C A5 17 0F 38 19 19 DF E0 44 6F CD AB 18 B1 9A 14 3B 31 63). Following the scanner results for the potential genuine com.samsung.aasaservice apk (md5:8ca66bf726e316c79590399ab00377ab):

- VirusTotal does not detect any findings.
- APKiD shows that the Jack 3.x and dx compilers are used.
- Qark lists four issues— two warnings and two infos. Following the warnings reported by Qark:
 - Backups enabled: Potential for data theft via local attacks via adb backup, if the device has USB debugging enabled (not common).
 - This permission can be obtained by malicious apps installed prior to this one, without the proper signature. Applicable to Android Devices prior to L (Lollipop).
- Androwarn does not report any suspicious findings.
- AndroGuard shows that the app uses one dangerous and one signature permission as shown below. In total, only 6 permissions are used.
 - android.permission.REAL_GET_TASKS
 - android.permission.WRITE_EXTERNAL_STORAGE

Comparing these two apps shows significant differences in permission usages and findings by the individual scanners. A detailed analysis of the apps signed with the potential malicious Samsung certificate (sha1: 29 C6 47 CB CC 9A 5F BD 6C 0C 96 1E 05 71 2B D1 53 52 A1 F5) is out of the scope of this project. However, even if it seems likely that we have found at least one malicious app signed with a suspicious-looking Samsung certificate, we cannot prove that the certificate is fake. Without a PKI, the only way to check the authenticity of this certificate is by asking Samsung if it is, in fact, one of their certificates. In case the certificate is malicious, we could assume that all the apps signed with this certificate are harmful.

In summary, analyzing our certificate data for anomalies can help detect potentially harmful applications, but without a PKI, we cannot prove a certificate's authenticity. If vendors would begin to publish their official app certificates, we could confirm every certificate's authenticity in our dataset and find more potential malicious certificates. A manual analysis of every certificate in our database is not feasible during this project, and as shown in Table 3.8 we have more certificates that we could check. Nevertheless, we have demonstrated a possible use of the collected certificate data. We can use the data in various other ways, such as showing the relations between firmware and app vendors like other researchers [14] have done. We continue in the next section with our APKiD scan result analysis.

3.4 APKiD Scan Result Analysis

In this section, we will discuss the scanning result of the APKiD tool. We will provide for every APKiD feature a table with the raw scanning result and discuss some of the results in detail.

Compiler	Decompiler	Obfuscators / Packers	Deobfuscators / Unpackers
Jack [98]	backsmali [99]	AAMO [100]	GDA(GJoy Dex Analyzer) [101]
Dx	Jad [102]	ADVobfuscator [103]	Deoptfuscator [104]
D8		Alipay	JEB [105]
smali [99]		Allatori [106]	apktool [63]
Mercury		AntiSkid	jadx [62]
C++Builder		ApkProtect [107]	deobf [108]
Intel C++ Compiler (icc)		AppSuit [109]	Paranoid Deobfuscator [110]
Visual C++ (cl)		Arxan GuardIT	
Iodine		ByteGuard	
B4X		DashO [111]	
		Dexguard [112]	
		DexProtector [113]	
		Firehash	
		Gemalto [114]	
		Kiwi encrypter [115]	
		Obfuscapk [116]	
		Obfuscator-LLVM [117]	
		Safeengine [118]	
		Shield4j	
		SnapProtect	
		Stringer [119]	
		PromonShield [120]	
		Enigma [121]	
		Paranoid [122]	
		Simple-obfs-android [123]	
		AndroidLibrary [124]	
		AESJniEncrypt [125]	
		Obfuscapk [116]	
		AabResGuard [126]	
		rotacsfbo [127]	
		Robfuscate [128]	
		AndroPGAN [129]	
		AEON [130]	
		ICFGO [131]	

Table 3.9: Incomplete list of compilers, decompilers, de-/obfuscators and un-/packers for Android.

To fully understand the potential of APKiD, we need some more information about Android compilers and decompilers. In Table 3.9 we collected a list of de-/compilers, de-/obfuscators and un-/packers. The list is not complete, but it shows some common tools used on Android. When we look at the first column "*Compiler*", we can see the entries Jack and DX. These two are the main toolchains used for building Android apps since there are the official tools supported by Google. Jack and DX were deprecated in 2017 [98], and the migration to the newer D8 toolchain is currently in progress [132].

With APKiD, we can scan an apk, and in some cases, it can detect which compiler was used based on pattern recognition with Yara [133]. We can then use this data to detect if an attacker has used an unknown or suspicious compiler. For example, tools like Jadx [62] and the apktool [63] use smali and backsmali [99] for de-/compiling. Such compilers have different patterns than the DX compiler since they use dexlib for compiling. We considered it unlikely that the original app developer would need to use a tool like Jadx to compile their source code. In this case, we think the app was likely re-packaged, or the developer uses a packer to protect the app.

Pre-installed apps are protected by AVB against re-packaging. As we have already discussed in Section 2.5 Android Verified Boot prevents an attacker from corrupting a firmware partition after it is signed. Therefore system apps are protected by dm-verity and can't be re-package under the assumption that AVB is secure and active. However, to our knowledge, during the build process and before the OS vendor signs the pre-installed apps and partitions, no known protection mechanisms are in use. OS vendors like Google likely have their processes to verify a pre-installed

app's integrity and authenticity before adding the app to a firmware build. Nevertheless, we can assume that some OS vendors do not have such security processes or less mature ones and that re-packaging of 3rd party apps is possible before the OS vendor adds the app to the firmware.

Another reason for re-packaging pre-installed apps is for customization purposes. Since custom ROMs use their key material, it is possible for their developers to re-package a pre-installed app and resign it with their platform key. Taking this into consideration, we have scanned all the pre-installed in our dataset with APKiD (v. 2.2.1). We were able to scan 897'570 out of 902'837 apps. We could not scan 5'267 due to incompatibility and technical problems with APKiD. Table 3.10 shows the result of APKiD's compiler detection.

Compiler	Unknown	2	3	4	5	6	7	8	9	10	Total
dx	100530	597	43	187553	55468	66722	160542	98872	91087	3946	765360
dx (possible dexmerge)	4230	3	0	11633	3183	3902	12122	4923	4765	234	44995
Jack (unknown version)	0	0	0	9	101	10535	966	2	2	0	11615
Jack 4.12	0	0	0	0	0	1	60	48	35	0	144
Jack 4.x	604	0	0	0	0	8	517	22928	297	0	24354
Jack 3.x	9	0	0	0	0	52	39079	52	8	0	39200
dexlib 2.x	89	0	0	1054	1272	1018	1156	125	255	0	4969
dexlib 1.x	33	5	0	10283	354	386	1239	133	40	0	12473
Unknown	24430	2	0	905	718	1822	1543	405	32943	11134	73902

Table 3.10: APKiD scan result for compilers.

If APKiD can't detect the compiler, it flags it either as unknown or does not show any report results. Moreover, APKiD can detect several compilers, obfuscators, or packers per apk because an apk can contain more than one dex, elf, or other binary files. In Table 3.10 we can see that APKiD detected apps compiled with dexlib one and two. As mentioned before, attackers use the dexlib compiler for re-packaging, or developers use packers for protection. As a consequence, we assume that some of these samples may be malicious but not necessarily. For example, packers can use re-packaging techniques to secure and apk.

A detailed analysis of every potential re-packaged app is not feasible during this project. However, we pick one of the dexlib 2.x detected apks as an example to show how we can progress after finding it. We take the "SkinPackViVo.apk" (md5: 5f73cf1c9018514954387aed3547f3d4) that was detected in Android 9 firmware archives.

First, we can search in our database for more information about the SkinPackViVo.apk. It seems that the SkinPackViVo.apk is only 379KB in size and stored in /system/app/SkinPackViVo. We search for another sample of the same apk, which was not compiled with dexlib. If we find one sample, we may have a version of the apk that we can use for comparison and not re-packaged. In the case of the SkinPackViVo.apk we do have a sample in our database that was compiled with dx (md5: 3e6334e22abc18a355aa5ab2f088fe16). So we can compare the certificates of these apk's to each other to see if there is any difference. In this case, we see that both certificates are identical and, therefore, from the same developer. We think this is an indicator that not a third party has tampered with the apk because otherwise, we would have two different certificate signatures. The only other possibility would be that an attack has managed to steal the original key material to sign the re-packaged apk.

As the second step, we scan the apk with VirusTotal. The VirusTotal online scan [134] shows that one scanner (Ikarus) detects the file as malicious with the category *PUA.AndroidOS.Cootek*. Searching the web for the apk and the malware category shows that we have found an app plugin developed by the Chinese company CooTek. Some online articles claim [135, 136] that CooTek apps have shown overaggressive advertising and were temporary removed from the Google Play Store. We were not expecting these results when looking for re-packaged apps, but it still shows that we can find suspicious apps with APKiD. We will progress with other APKiD results.

If we have a look at the obfuscator detection results of APKiD in Table 3.11 it seems that most pre-installed apps don't use an obfuscator, or APKiD can't detect it at least. We could detect 6'986 obfuscated files in 897'570 apps with APKiD. There is so far no study for APKiD that compares the detection rate for obfuscators to our knowledge. Other tools like [137, 138] may have better detection rates but comparing these tools is outside of our project scope. However, it seems unlikely that the official Android Studio obfuscators, ProGuard [139] and R8, are not detected.

We think it seems that APKiD’s obfuscator and packer detection is still in development and that these are likely to be added in later versions. At the time of writing, several Github issues on the official APKiD repository [4] are open for adding new detection rules for obfuscators and packers. We can conclude that the numbers from Table 3.11 are not representative of all obfuscators that exist. Still, for DexGuard and Arxan, we can say that app developers use them on all Android versions in our dataset.

Obfuscator	Unknown	2	3	4	5	6	7	8	9	10	Total
DexGuard	128	0	0	309	602	785	544	156	425	68	3017
Arxan	23	0	0	32	22	168	570	245	158	34	1252
Arxan (multidex)	0	0	0	25	0	0	0	0	0	0	25
Obfuscator-LLVM version 3.4	5	0	0	47	18	75	240	10	12	0	407
Obfuscator-LLVM version 3.5	1	0	0	21	8	5	44	75	0	0	154
Obfuscator-LLVM version 3.6.1	634	0	0	1	4	0	9	6	0	0	654
unreadable method names	27	0	0	48	60	281	120	69	49	0	654
unreadable field names	99	0	0	48	74	279	166	84	66	0	816
DexProtector	0	0	0	0	0	0	1	0	0	0	1
ADVobfuscator	0	0	0	0	0	0	2	0	0	0	2
Allatori demo	0	0	0	3	0	0	0	0	0	0	3
Alipay	1	0	0	0	0	0	0	0	0	0	1

Table 3.11: APKiD obfuscators scan results for different Android versions.

Another fact is that we detected the Obfuscator-LLVM in all versions except Android 10. We think it seems unlikely that an obfuscator is used in all versions before, and then app developers stopped using it. However, we have to keep in mind that not all versions of Obfuscator-LLVM are detected and that we have 634 detected files from 154 unknown firmware versions. It could be that some of the unknown firmware are Android10 or even a higher Android version. Moreover, it could be just a coincidence since we have different samples of firmware for every version.

Packer	Unknown	2	3	4	5	6	7	8	9	10	Total
APKProtect	0	0	0	38	14	0	0	0	0	0	52
Jiagu	0	0	0	14	7	11	4	0	0	0	36
UPX 3.91 (unmodified)	0	0	0	34	26	2	0	0	0	0	62
Unicom SDK Loader	1	0	0	71	2	0	0	0	0	0	74
Ijiami	0	0	0	11	3	0	3	2	0	0	19
Ijiami (UPX)	0	0	0	14	3	0	0	0	0	0	17
SecNeo.A	0	0	0	1	2	16	6	0	0	0	25
Mobile Tencent Protect	0	0	0	0	4	10	4	0	1	0	19
Bangle	0	0	0	40	7	0	0	0	0	0	47
newer-style Bangle/SecNeo (UPX)	0	0	0	74	14	0	0	0	0	0	88
SecNeo.B	0	0	0	0	0	1	5	0	0	0	6
Bangle/SecNeo (UPX)	0	0	0	3	0	0	0	0	0	0	3
Bangle (SecShell)	0	0	0	0	0	0	3	0	0	0	3
UPX (unknown, modified)	0	0	0	0	0	0	6	24	0	0	30
sharelib UPX	3	0	0	0	2	0	0	0	0	0	5
DexProtector	0	0	0	0	0	1	0	0	0	0	1
Tencent’s Legu	0	0	0	0	0	0	0	0	1	0	1

Table 3.12: APKiD scan result for packers.

When we look at the packer detection rates in Table 3.12 we can see that we have detected 487 packers in total. This number seems rather small compared to the number of apps we have scanned. However, as mentioned before, the APKiD’s packer detection is still under development, and additional packers are likely to be added in future versions.

Anti-VM	Unknown	2	3	4	5	6	7	8	9	10	Total
Build.FINGERPRINT check	9656	71	7	24944	6912	17659	26963	15586	16438	2504	120740
possible Build.SERIAL check	12679	13	2	17345	5596	13442	20012	10948	12421	510	92968
Build.MANUFACTURER check	14085	82	6	39863	12081	25815	37256	19330	19174	2170	169862
Build.HARDWARE check	3096	0	0	3390	1767	5473	6873	6042	6132	1300	34073
Build.MODEL check	8186	23	3	15664	5165	11551	19975	9671	10090	630	80958
Build.PRODUCT check	4251	15	0	13572	4298	9825	13133	6077	5902	450	57523
Build.TAGS check	2586	1	0	3638	2109	5174	7319	3501	3249	510	28087
Build.BOARD check	3812	29	2	19539	5010	9238	12104	6129	5826	842	62531
Build.USER check	108	0	0	5	4	0	1	113	114	0	345
Build.BRAND check	235	2	0	58	35	98	883	244	223	34	1812
Build.DEVICE check	267	2	0	236	31	81	903	306	312	34	2172
Build.ID check	0	11	0	0	0	0	0	0	0	0	11
ro.hardware check	1	0	0	1	2	0	3	10	5	0	22
ro.product.device check	632	0	0	382	372	1168	2195	1037	616	34	6436
ro.build.type check	2946	15	0	3852	911	917	5523	4020	3082	68	21334
ro.kernel.qemu check	567	15	1	2597	534	719	1592	663	894	204	7786
possible ro.secure check	84	1	0	1373	89	159	680	275	135	34	2830
subscriber ID check	4588	21	1	11934	3506	5654	9763	6035	5692	712	47906
possible VM check	1194	4	1	2381	862	1145	1531	551	900	34	8603
device ID check	1663	13	0	6506	2232	2415	4615	2806	1671	68	21989
SIM operator check	5689	25	1	16548	4746	9557	17445	8770	7032	510	70323
voice mail number check	2	0	0	0	0	0	0	0	0	0	2
network operator name check	4363	31	2	18248	4897	9756	13203	6389	5974	434	63297
emulator file check	407	0	0	479	171	303	735	341	219	0	2655
network interface name check	4	0	0	36	6	6	22	3	0	0	77
/proc/cpuinfo check	1	0	0	1	3	0	0	0	0	0	5

Table 3.13: APKiD scan result for Anti-VM checks.

Two other features of APKiD is the detection of potential anti-vm and anti-disassembly techniques. To be more precise, APKiD attempts to detect if apps access some specific environment values. It is outside of this project’s scope to discuss these techniques in detail, but we can see from Table 3.13 the results of the APKiD anti-vm scan. It seems that APKiD mainly scans for the access of build properties and specific files in the file-system.

We show the anti-disassembly results of the APKiD scan in Table 3.14. APKiD detected overall versions of the usage of illegal class names. We assume this is probably due to the use of packers or obfuscators.

Anti-Disassembly	Unknown	2	3	4	5	6	7	8	9	10	Total
illegal class name	4021	3	0	6404	2991	9518	13287	7570	8866	2272	54932
non-zero link size	0	0	0	142	19	1	0	0	1	0	163
non-zero link offset	0	0	0	142	19	1	0	0	1	0	163

Table 3.14: APKiD scan result for Anti-Disassembly checks.

In summary, we have demonstrated that we can use APKiD’s fingerprinting mechanism to scan large amounts of Android apps. We have shown in Tables 3.10 to 3.14 the scan results of all APKiD scans by version. Some of the results can be used to further investigate specific apps. Overall we assume that the obfuscator and packer detection rates are rather low compared to the number of unique packages. Future versions of APKiD will detect more obfuscators and packers on the same dataset. In conclusion, we think that the current dataset and state of APKiD are not sufficient to conclude how common a specific obfuscator or packer is for pre-installed apps. Nevertheless, APKiD’s compiler fingerprinting is useful for detecting re-package or suspicious apps.

3.5 Androwarn Report Analysis

In this section, we discuss the scan results of the Androwarn tool. We scanned 895’950 apps with Androwarn. We could not scan 6’887 apps due to compatibility problems with Androwarn. Compared to other tools lays Androwarn’s focus more on finding privacy-related data than vulnerabilities. An Androwarn report can have several hundred messages depending on the scanned app. An overview of features can be found on Androwarn’s official [6] Github repository.

We can use the generated Androwarn reports in various ways. For example, we can compare two versions of the same app to see if we detected privacy-related changes. Such a change can be access to the location provider or the inclusion of a native library. Furthermore, it is thinkable to generate a report for every version of an app and create histories over time to track changes. However, for our Androwarn analysis, we will focus on showing examples reports for Android10 apps. The idea of showing Android10 reports is to give the reader some insights into the raw data generated by Androwarn and how we can use it. We will start with Androwarn’s privacy-related data and continue with UNIX command shell and native library detection. Table 3.15 shows the numbers of detected apps per privacy category. The numbers in Table 3.15 show just the app count and do not represent unique packages. We can see that Androwarn checks if the app accesses the location, audio, or telephone data. It is outside of this project’s scope to determine how accurate Androwarn’s detection rates are.

Androwarn Category	App count
Location	
This application reads location information from all available providers (WiFi, GPS etc...)	170
Audio / Video	
This application records audio from the 'MIC' source	100
This application captures video from the 'CAMERA' source	68
This application captures video from the 'SURFACE' source	34
This application records audio from the 'CAMCORDER' source	34
Telephony	
This application makes phone calls	1682
This application sends an SMS message '2' to the '1' phone number	136
This application sends an SMS message 'v9' to the 'v8' phone number	48
This application sends an SMS message 'v10' to the 'v8' phone number	34
This application sends an SMS message 'v8' to the 'v7' phone number	18
This application sends an SMS message '1' to the 'v17' phone number	34
Telephony identifiers	
This application reads the constant indicating the state of the device SIM card	1244
This application reads the current data connection state	652
This application reads the numeric name (MCC+MNC) of current registered operator	1580
This application reads the ISO country code equivalent of the current registered operator's MCC (Mobile Country Code)	1188
This application reads the MCC+MNC of the provider of the SIM	1954
This application reads the Service Provider Name (SPN)	684
This application reads the device phone type value	1322
This application reads the operator name	944
This application reads the phone number string for line 1, for example, the MSISDN for a GSM phone	1526
This application reads the phone's current state	930
This application reads the unique subscriber ID, for example, the IMSI for a GSM phone	990
This application reads the voice mail number	238
This application reads the ISO country code equivalent for the SIM provider's country code	1000
This application reads the radio technology (network type) currently in use on the device for data transmission	1008
This application reads the unique device ID, i.e the IMEI for GSM and the MEID or ESN for CDMA phones	676
This application reads the Cell ID value	242
This application reads the SIM's serial number	454
This application reads the alphabetic identifier associated with the voice mail number	34
This application reads the software version number for the device, for example, the IMEI/SV for GSM phones	68
This application reads the type of activity on a data connection	102
This application reads the current location of the device	344
This application reads the Location Area Code value	242
Personal Information Manager Data leakage	
This application accesses data stored in the clipboard	738
This application accesses the contacts list	272
This application accesses the MMS list	442
This application accesses the SMS list	374
This application accesses the SMS/MMS list	272
This application accesses the Bluetooth	136
This application accesses the downloads folder	204
This application accesses the call log	34
This application accesses the calendar	34
This application accesses the synchronisation history	34

Table 3.15: Androwarn privacy report example for Android10 firmware.

For example, to show what gets detected, we can look at some selected categories and see the detected apks. We removed duplicated entries and grouped the apps by their package name, and we show this in Table 3.16. As we can see, there are not as many apks per category as it may look in Table 3.15 and we have mostly com.google.* packages. This is not surprising since our Android10 dataset contains mostly official Google stock firmware archives. What is more interesting privacy-

wise is that we have as well packages from other vendors like Verizon and Qualcomm that have access to the camera and location data, according to Androwarn.

DisplayName	Filename	Packagename	MD5*
<i>This application records audio from the 'MIC' source</i>			
My Verizon Services	MyVerizonServices.apk	com.verizon.mips.services	59049cf207598f10c9d9551b99fca31b
System UI	SystemUIGoogle.apk	com.android.systemui	c3738c06a61bfecb913393d671fde4a8
Google Fi	Tycho.apk	com.google.android.apps.tycho	cd5b2b11dbaeb15b57374883b2c89f
Phone	GoogleDialer.apk	com.google.android.dialer	9b89e9b64affdb0b0f3b8f23e100960d
<i>This application reads the current location of the device</i>			
LTE Broadcast Manager	QAS_DVC_MSP.apk	com.qti.ltebc	9d2ed99d1d8c158a4dde4f9412c5d29c
Carrier Services	CarrierServices.apk	com.google.android.ims	48e96d56bb2bf5d4838f01430a4c137e
My Verizon Services	MyVerizonServices.apk	com.verizon.mips.services	59049cf207598f10c9d9551b99fca31b
Hidden Menu	SprintHM.apk	com.google.android.hiddenmenu	3bb40d71113c1285d2fcea186d6ca02a
Google Play services	PrebuiltGmsCoreQt.apk	com.google.android.gms	326f6514b2559a7d19c9971a2da70a1b
Google App	Velvet.apk	com.google.android.googlequicksearchbox	eb7566588d9cafacc77e25cf9596a596e
Settings	SettingsGoogle.apk	com.android.settings	90ebbf4001869a01235271b3b2e4c66
Messenger	PrebuiltBugle.apk	com.google.android.apps.messaging	0acf2716400585bf13af03ce83949101
VZW_Multicast_MW	QAS_DVC_MSP_VZW.apk	com.qualcomm.ltebc_vzw	3756ba0b3f73cdfdc4b16070a19717a8
<i>This application reads location information from all available providers (WiFi, GPS etc.)</i>			
Google Play services	PrebuiltGmsCoreQt.apk	com.google.android.gms	326f6514b2559a7d19c9971a2da70a1b
Google	Velvet.apk	com.google.android.googlequicksearchbox	b9d8009cf051f96a91874b8c820a7106
Chrome	Chrome.apk	com.android.chrome	508e65b15292c34f79680c896855f29a
Maps	Maps.apk	com.google.android.apps.maps	15989c0bd5bc7593c984f38e51b25e41
Android System WebView	WebViewGoogle.apk	com.google.android.webview	87923767a9e46b895413759dd29bf43f
<i>This application captures video from the 'CAMERA' source</i>			
Google Play services	PrebuiltGmsCoreQt.apk	com.google.android.gms	326f6514b2559a7d19c9971a2da70a1b
Photos	Photos.apk	com.google.android.apps.photos	ec3b52291d88fd0489e600ceda14ecf5

Table 3.16: Androwarn categories grouped by unique apps. *Note: Only one MD5 hash shown to save space.

We check the three apps' permissions from Verizon and Qualcomm to verify if the Androwarn findings are correct. We use AndroGuard to extract the permission and get the following results:

- MyVerizonServices.apk: It uses 82 permissions in total and defines ten permissions for its services. The app is able with the android.permission.INSTALL_PACKAGES to install new packages without the user's consent. Moreover, it uses the camera, microphone, location, file, Bluetooth, and NFC permissions. It defines several services, broadcast receivers, and providers that have the exported flag set to true. However, the apps secure most of the exported functions with a permission attribute.

From looking at the permissions, we can see that MyVerizonServices.apk has permission for the camera and microphone, but Androwarn only detected the microphone access. We can assume that the missing camera message is a false negative by Androwarn. About the MyVerizonServices.apk we can say that it is stored in the `/system/product/priv-app/` folder and that it is a system app with high privileges that seems to have access to all critical privacy services.

- QAS_DVC_MSP.apk: It uses ten permissions in total and requests two permissions from third parties. The app requests the permissions to read and write to the external storage and the signature permission to send embms intents. It requests the following two custom permissions.
 - com.qualcomm.permission.USE_EMBMS_SERVICE
 - com.qualcomm.permission.USE_EMBMS_SERVICE_PLATFORM

The QAS_DVC_MSP.apk itself does not have the location permission, and we don't know why Androwarn has flagged it to access the device's current location. The apk itself is stored in `/system/app/QAS_DVC_MSP`. Qualcomm signed it with the same certificate as other Qualcomm apps. For example, the com.qualcomm.qcrilmsgtunnel (`/system/priv-app/qcrilmsgtunnel`) and com.qualcomm.embms(`/system/app/embms`) packages. We conclude that this app is a system app with the privilege to access the external storage without the user's direct consent but we haven't found any evidence for location access.

- QAS_DVC_MSP_VZW.apk: The app has ten permissions in total and only the android.permission.READ_PHONE_STATE permission is considered dangerous. It allows reading the phone number and the unique device id as well as cellular network information. This permission is likely enough to estimate the location of the phone by using the cellular network information. The app requests these two permissions from other apps:
 - com.qualcomm.permission.USE_EMBMS_SERVICE
 - com.vzw.APNPERMISSION

The apk itself is stored in /system/app/QAS_DVC_MSP_VZW. It is not signed with the same certificate as the com.qualcomm.embm package but with the same certificate as the qualcomm.com.vzw_msdc_api package and some other Qualcomm packages. We conclude, the QAS_DVC_MSP_VZW.apk has access to the phone’s state, and we think Androwarn’s location message is a correct finding. We do not investigate if the phone state access is justified.

The examples above show how we can use an Androwarn report to identify apps with access to privacy-related data. Another feature of Androwarn allows us to identify if an app accesses native UNIX commands. These can be useful in case that we want to search for potential vulnerabilities within an app. Suppose app developers don’t sanitize a variable input string to a UNIX command shell. In that case, it can lead to attacks where attackers may use the input string to conduct privileged escalation or confused deputy attacks. Note: Such vulnerabilities can as well be found with static taint analysis tools. Table 3.17 shows the UNIX detection results for Android10 firmware. Compared to the 15’078 apps in our Android10 dataset, it seems that not many apps execute UNIX commands directly over a shell. If we look at the UNIX commands detected, we can say that most commands use a constant string as a command and not a variable input string.

Androwarn Category	App count
This application executes a UNIX command	204
This application executes a UNIX command containing this argument: 'Ljava/util/Arrays;->toString([Ljava/lang/Object;)Ljava/lang/String;'	136
This application executes a UNIX command containing this argument: 'Ljava/lang/String;->valueOf(Ljava/lang/Object;)Ljava/lang/String;'	102
This application executes a UNIX command containing this argument: 'ipconfig /all'	102
This application executes a UNIX command containing this argument: 'cat /proc/meminfo'	34
This application executes a UNIX command containing this argument: 'su -c ls'	34
This application executes a UNIX command containing this argument: 'top -n 1 -d 5'	34
This application executes a UNIX command containing this argument: '/system/bin/sync'	34
This application executes a UNIX command containing this argument: '2'	114
This application executes a UNIX command containing this argument: 'Ljava/io/File;->getAbsolutePath()Ljava/lang/String;'	34
This application executes a UNIX command containing this argument: '1'	34
This application executes a UNIX command containing this argument: 'logcat -d'	68
This application executes a UNIX command containing this argument: 'logcat -t %d 9'	34
This application executes a UNIX command containing this argument: '/system/bin/sh -c read '	34
This application executes a UNIX command containing this argument: 'ping -c 1 -w 100 www.google.com'	34
This application executes a UNIX command containing this argument: 'ping -c 1 www.google.com'	34
This application executes a UNIX command containing this argument: 'ping6 -c 1 www.google.com'	34
This application executes a UNIX command containing this argument: '/system/bin/getprop fakeTimestamp'	34
This application executes a UNIX command containing this argument: '0'	80
This application executes a UNIX command containing this argument: 'Ljava/lang/StringBuffer;->toString()Ljava/lang/String;'	34
This application executes a UNIX command containing this argument: 'Ljava/util/List;->size()I'	34
This application executes a UNIX command containing this argument: '4'	34

Table 3.17: Androwarn results of UNIX command execution on Android10 firmware.

To further investigate these, we group the data by unique package names. Table 3.18 shows the data grouped by package names. Some packages in Table 3.17 use variable string inputs, and we don’t know which commands the apps execute without further investigation, or in other words, manual analysis. Another way to use Androwarn is to detect the usage of native libraries as shown in Table 3.19. Detecting libraries can be useful to find out if an app use a specific version of native library.

Display Name	Filename	Package Name	MD5*
<i>This application executes a UNIX command</i>			
My Verizon Services	MyVerizonServices.apk	com.verizon.mips.services	59049cf207598f10c9d9551b99fca31b
-	ConnMetrics.apk	com.android.connectivity.metrics	39240d07a0a52d273d2fa3d25e29445
Google Play services	PrebuiltGmsCoreQt.apk	com.google.android.gms	326f6514b2559a7d19c9971a2da70a1b
Market Feedback Agent	GoogleFeedback.apk	com.google.android.feedback	4f8b13dd7d67d16bed1356be20d969a7
Messages	PrebuiltBugle.apk	com.google.android.apps.messaging	401b2f54be40b118ec47af0d45f0a7db
Calculator	CalculatorGooglePrebuilt.apk	com.google.android.calculator	7a83b5d080d4962c87d2b0a61303a79c
<i>'Ljava/util/Arrays;->toString(Ljava/lang/Object;)Ljava/lang/String;'</i>			
System Tracing	Traceur.apk	com.android.traceur	131b973a875004aadf150f2d450973cb
<i>'Ljava/lang/String;->valueOf(Ljava/lang/Object;)Ljava/lang/String;'</i>			
Carrier Services	CarrierServices.apk	com.google.android.ims	040c1a4ea747f53cd0e3a3f6514d33c4
Gmail	PrebuiltGmail.apk	com.google.android.gm	96e456cd1418e423c26bfff8b9da9fba
Messages	PrebuiltBugle.apk	com.google.android.apps.messaging	401b2f54be40b118ec47af0d45f0a7db
<i>'ipconfig /all'</i>			
Carrier Services	CarrierServices.apk	com.google.android.ims	040c1a4ea747f53cd0e3a3f6514d33c4
Gmail	PrebuiltGmail.apk	com.google.android.gm	96e456cd1418e423c26bfff8b9da9fba
Messages	PrebuiltBugle.apk	com.google.android.apps.messaging	401b2f54be40b118ec47af0d45f0a7db
<i>'cat /proc/meminfo' and 'su -c ls' and 'top -n 1 -d 5'</i>			
My Verizon Services	MyVerizonServices.apk	com.verizon.mips.services	59049cf207598f10c9d9551b99fca31b
<i>'/system/bin/sync'</i>			
Google Play Store	Phonesky.apk	com.android.vending	41e574b9e0ab80e5f9849d3950a19036
<i>This application executes a UNIX command containing this argument: '2'</i>			
Google Play Store	Phonesky.apk	com.android.vending	41e574b9e0ab80e5f9849d3950a19036
Phone	GoogleDialer.apk	com.google.android.dialer	3c96d86226ad583848c7bb84b522300b
Google Play services	PrebuiltGmsCoreQt.apk	com.google.android.gms	326f6514b2559a7d19c9971a2da70a1b
-	PrebuiltGmsCoreQt_MapsDynamite.apk	com.google.android.gms.dynamite_mapsdynamite	8102cc0587040c740126f0c7d49e82c6
<i>'Ljava/io/File;->getAbsolutePath()Ljava/lang/String;'</i>			
Google Play Store	Phonesky.apk	com.android.vending	41e574b9e0ab80e5f9849d3950a19036
<i>This application executes a UNIX command containing this argument: '1'</i>			
Google Play services	PrebuiltGmsCoreQt.apk	com.google.android.gms	326f6514b2559a7d19c9971a2da70a1b
<i>'logcat -d'</i>			
Google Play services	PrebuiltGmsCoreQt.apk	com.google.android.gms	326f6514b2559a7d19c9971a2da70a1b
Chrome	Chrome.apk	com.android.chrome	f1e48c754b6a3449ced2055f9a9f7e3e
<i>'logcat -t %d 9'</i>			
Google Play services	PrebuiltGmsCoreQt.apk	com.google.android.gms	326f6514b2559a7d19c9971a2da70a1b
<i>'/system/bin/sh -c read'</i>			
Google	Velvet.apk	com.google.android.googlequicksearchbox	06217435505bca97e1b23ca2cfbb1d12
<i>'ping -c 1 -w 100 www.google.com' and 'ping -c 1 www.google.com' and 'ping6 -c 1 www.google.com'</i>			
Settings	SettingsGoogle.apk	com.android.settings	f960cc9309d05aa995ccb3826ccd60a6
<i>'/system/bin/getprop fakeTimestamp'</i>			
Calendar	CalendarGooglePrebuilt.apk	com.google.android.calendar	1716be0e4471c233994a6c11aec38f74
<i>This application executes a UNIX command containing this argument: '0'</i>			
Camera	GoogleCamera.apk	com.google.android.GoogleCamera	fc313ea25a8a5c7a9ff6d1c05e9137744
Google Play Movies	Videos.apk	com.google.android.videos	8c9c65b6fa140583846107e1f2d9c3f4
YouTube	YouTube.apk	com.google.android.youtube	3f83d719d05f1c3c1ce9f9e3a58db850
<i>'Ljava/lang/StringBuffer;->toString()Ljava/lang/String;' and 'Ljava/util/List;->size()I'</i>			
Google Play Movies	Videos.apk	com.google.android.videos	8c9c65b6fa140583846107e1f2d9c3f4
<i>This application executes a UNIX command containing this argument: '4'</i>			
Phone	GoogleDialer.apk	com.google.android.dialer	9b89e9b64affdb0b0f3b8f23e100960d

Table 3.18: Androwarn UNIX execution detection results on Android10 firmware.

Androwarn message	App count
This application loads a native library	530
This application loads a native library: 'Lcom/qualcomm/ltebc/LTEBCFactory;->getInstance()Lcom/qualcomm/ltebc/LTEBCFactory;'	106
This application loads a native library: 'imscamera.jni'	92
This application loads a native library: 'imsmedia.jni'	92
This application loads a native library: 'printspooler.jni'	136
This application loads a native library: 'Ljava/lang/String;->valueOf(Ljava/lang/Object;)Ljava/lang/String;'	170
This application loads a native library: 'tensorflowlite.jni'	68
This application loads a native library: 'curve25519'	68
This application loads a native library: 'flash'	34
This application loads a native library: 'Ljava/lang/System;->loadLibrary(Ljava/lang/String;V'	28

Table 3.19: Androwarn native library detection examples on Android10 firmware. Note: Only some examples are shown. A complete list of all detected native libraries for Android10 is available in Appendix C.

So far, we have seen one Androwarn example report on our Android10 firmware. In Chapter 4 we will explain how we use FirmareDroid's statistics API to generate reports over any arbitrary set of firmware or Android apps. As an example, we created reports for Android 7, 8, 9, and 10 and show the results for location, audio, and video tracking in Table 3.20

Androwarn Category / Android version	7	8	9	10
<i>Location</i>				
This application reads location information from all available providers (WiFi, GPS etc.)	4389	1885	1498	170
<i>Microphone / Video</i>				
This application records audio from the 'MIC' source	1252	630	530	100
This application records audio from the 'CAMCORDER' source	1372	498	423	34
This application records audio	577	194	250	0
This application records audio from the 'DEFAULT' source	237	11	10	0
This application records audio from the 'VOICE.CALL' source	76	62	19	0
This application records audio from the 'VOICE.UPLINK' source	43	59	35	0
This application records audio from the 'VOICE.COMMUNICATION' source	1	0	1	0
This application records audio from the 'VOICE.DOWNLINK' source	33	19	1	0
This application records audio from the 'N/A' source	21	66	45	0
This application records audio from the 'REMOTE.SUBMIX' source	0	49	0	0
This application records audio from the 'VOICE.RECOGNITION' source	33	2	16	0
<i>Video</i>				
This application captures video	162	80	27	0
This application captures video from the 'DEFAULT' source	27	9	0	0
This application captures video from the 'N/A' source	2	9	14	0
This application captures video from the 'SURFACE' source	318	305	390	34
This application captures video from the 'CAMERA' source	1601	518	446	68

Table 3.20: Androwarn report results for Android 7, 8, 9 and 10 for the location, audio and video category.

The numbers in Table 3.20 demonstrate that Androwarn can detect apps that use various audio and video input sources. Still, Androwarn does not distinguish if the access is legitimate or not. In the case of system apps, at least the camera app on every firmware likely has access to the camera and microphone. Other system apps should only have access to a microphone and camera if the user grants it. However, currently, we cannot verify if these apps can access the location, camera, or video without analyzing them manually. Such an analysis is outside of the scope of this project. Nevertheless, this report demonstrates that we can use FirmwareDroid to find apps with access to privacy critical services.

In summary, we have shown that we can use Androwarn to detect suspicious apps and anomalies, but manual analysis is necessary to verify the report results. We think security researchers can use the UNIX command detection to find vulnerabilities or suspicious commands. However, Androwarn has an unknown false positive or negative detection rate, and we don't know how accurate its reports are.

3.6 VirusTotal Report Analysis

A VirusTotal report contains for every virus scanner a scan result and then categorizes the binary as malicious if one of the scanners detects any harmful behavior. We are only interested in the apps that were categorized as malicious by several virus scanners for our study. Therefore, we defined for our statistics that we only flag an app as malicious if it was detected by more than three virus scanners as suggested by other researchers [140, 141]. This method should minimize the false positive rate of VirusTotal. We scanned 901'181 apps with the VirusTotal API (v.3), and we illustrate the results of the scan in Table 3.21.

Android Version Category	Unknown	2	3	4	5	6	7	8	9	10	Total
Malicious	9 (0.2%)	22 (1.16%)	0 (0%)	6'621 (2.04%)	1'355 (0.95%)	1'055 (0.91%)	677 (0.5%)	94 (0.13%)	45 (0.08%)	1 (0.01%)	9'879 (1.1%)
Undetected	38'087 (99.98%)	1'876 (98.84%)	151 (100%)	317'174 (97.96%)	141'493 (99.05%)	114'406 (99.09%)	134'254 (99.5%)	72'818 (99.87%)	55'965 (99.92%)	15'078 (99.99%)	897'296 (98.9%)
Total	38'096	1'898	151	323'795	142'848	115'461	134'931	72'912	56'010	15'079	901'181

Table 3.21: VirusTotal scanning result of Android apps.

The numbers in Table 3.21 show how many app samples we have detect as malicious overall. We found with VirusTotal in all Android versions except Android 3 malicious apps. Analyzing every malware sample in our corpus is outside of this project's scope, but we will give some details

on these findings. Table 3.22 shows some more information on the malicious samples we detected for Android 8, 9, and 10. We can use the results of other scanners like APKiD and AndroGuard to analyze these samples or conduct a manual analysis.

Filename	Packagename	MD5*	A. Version	Compiler (APKiD)
SysStasl.apk or Sys_stasl.apk	com.transion.statisticalsales	a24f48fcd9f390800640a9d34b369c6c	8	dx, Jack 4.x
Showcase.apk	com.customermobile.preload.vzw	5a8913dc5df6a14b2673286b04b12539	8, 9, 10	dx, Jack 4.x
FuriousThiefNew.apk	com.m2fpremium.furiousthief	0bd71ad1afe8df86e289f0c89609898f	8	dexlib 2.x
SpaceMissionGN.apk	com.gameneeti.game.MissionSpaceGN1Pro	419d00d77fcc50e03e2b95ff8d56def0	8	dexlib 2.x
SCweather_V4.apk	com.smart.weather	5f6b1cdcb4ea5ca0e973a081a4b0c6c4	8	dexlib 2.x, dx
com_cooec_phenix_s8.apk	com.cooec.phenix	bd44a85905c7ec2264a08b26ef1c7527	8	dx
ZDMEUSTOCKPLUS.apk	com.zte.zdm	be81670b117cad27d04de61cb3aed17d	8	dx
PhoneServer.apk	com.google.speed.anisotropic.multistage	3cb9b635fd5b2b3d134bbe55194b4fa0	8	dx
ID3os.apk	com.aptoide.partners.id3storen	2fd47f2a914da16fa7f2b933a15e7808	8, 9	dx
DualaidVend.apk	com.excelliance.dualaid.vend	af7a90c7403555b04f53193ae25f1cd0	8	dx
GlobalSearch.apk	com.vivo.globalsearch	fab5f84300876e0920dbf96b0c86aa32	8	dx
BBKTheme.apk	com.bbk.theme	3010ee4b192d57fc26e2c32a3374d423	8, 9	dx
iRoaming.apk	com.mobile.iroaming	5d97ad886275c28534b9ea253be4354e	8, 9	dx, Jack 4.x
ready2Go_ATT.apk	com.synchronoss.dcs.att.r2g	a10bf6bc3c0c7ca4e37395666a22ec29	8	dx
SaleTrackerInDemo.apk	com.android.sales	034ff8ce04cb7ab38fe455a4fe1682c3	8	dx, Jack 4.x
AliensMarsFight_SDK27_signed.apk	com.gameneeti.game.aliensmarsfightpro	a652a9e1fb949341ae247e1c985a85c2	8	dexlib 2.x
MiguVideo.apk	com.cmcc.cmvideo	2dcee8d4291398f354f92629b759fca7	8	dx
MobileMarket.apk	com.aspire.mm	ed73284f6ec22486453fa92987e61b5a	8	dx
MobileMusic.apk	cmccwm.mobilemusic	a7a4a4720537395b45d5e14d2c777a1c	8	dx
CricketChampsLeague.apk	com.digi10soft.game.letsplay2020pro	2d1c3e78fed97e51adfedc54b797017	8	dexlib 2.x
SamsungExperienceService.apk	com.samsung.android.mobileservice	274a15289edca85044ead443c362e6c	8	dx
Sinamicroblog.apk	com.sina.weibo	8a9d1b85e613306c7830ddad92af69a	8	dx, dexmerge
AppSelect_ATT.apk	com.dti.att	e04e0fae2f9ef13599dd4c978b95cd0	9	dx
canid_stub.apk	com.vzw.ecid	3f0e107d7b8dbc583fea1352f5e7b7d7	9	dx
TouchPal.apk	com.emoji.keyboard.touchpal.vivo	a812de7cdd6692380c81a0348ba312a4	8	dx, dexmerge, dexlib 2.x

Table 3.22: Detected malware for Android 8, 9, and 10 with APKiD compiler result. *Note: We provide only one MD5 hash to save space.

As we can see from Table 3.22 seven samples use the dexlib 2.x compiler. We can assume that attackers repackaged parts of these apps. We check whether these malware samples belong to a custom ROM or a stock ROM by looking at the build.prop files of the individual firmware where we found the malware. As mentioned in Section 3.2 the ro.build.tags property contains a string that shows if the developer used *release-keys* or other keys for building. In case we find a firmware that uses a *test-* or *dev-keys* string, we can assume it is a custom ROM or a wrongly signed stock ROM. Table 3.23 shows the malware samples with additional information about the belonging firmware. All firmware with a malicious app use the "release-keys" string in the ro.build.tags key. We conclude that we cannot know if the belonging firmware is a custom or stock ROM because using "release-keys" gives us no further information. To our knowledge, the only way to verify if these firmware samples are stock ROMs would be to verify their system partition signature. However, we cannot verify the signature by ourselves since no PKI is in place, and therefore we would need to ask the official OS vendor to verify their signatures. In case the vendor would verify that the signature is correct, it would mean that the OS vendor has added a packed or tampered malware to its firmware.

Packagename	MD5	Firmware Brand (ro.build.brand)	Firmware build key (ro.build.tags)
com.transsion.statisticalsales	a24f48fcd9f390800640a9d34b369c6c	Tecno	release-keys
com.customermobile.preload.vzw	5a8913dc5df6a14b2673286b04b12539	Google	release-keys
com.m2fpremium.furiousthief	0bd71ad1afe8df86e289f0c89609898f	Micromax	release-keys
com.gameneeti.game.MissionSpaceGN1Pro	419d00d77fcc50e03e2b95ff8d56def0	Micromax	release-keys
com.smart.weather	5f6b1cdcb4ea5ca0e973a081a4b0c6c4	Imkj	release-keys
com.coocoe.phenix	bd44a85905c7ee2264a08b26ef1c7527	Imkj	release-keys
com.zte.zdm	be81670b117cad27d04de61cb3aed17d	ZTE	release-keys
com.google.speed.anisotropic.multistage	3cb9b635fd5b2b3d134bbe55194b4fa0	Allview	release-keys
com.aptoide.partners.id3storen	2fd47f2a914da16fa7f2b933a15e7808	Nokia	release-keys
com.excelliance.dualaid.vend	af7a90c7403555b04f53193ae25f1c0d	Infinix	release-keys
com.vivo.globalsearch	fab5f84300876e0920dbf96b0c86aa32	Vivo	release-keys
com.bbk.theme	3010ce4b192d57fc26e2c32a3374d423	Vivo	release-keys
com.mobile.iroaming	5d97ad886275c28534b9ea253be4354e	Vivo	release-keys
com.synchronoss.dcs.att.r2g	a10bf6bc3c0c7ca4e37395666a22ec29	Samsung	release-keys
com.android.sales	034ff8ce04cb7ab38fe455a4fe1682c3	Lava	release-keys
com.gameneeti.game.aliensmarsfightpro	a652a9e1fb949341ae247e1c985a85c2	Symphony	release-keys
com.cmcc.cmvideo	2dee8d84291398f354f92629b759fca7	Samsung	release-keys
com.aspire.mm	ed73284f6ec22486453fa92987e61b5a	Samsung	release-keys
cmccwm.mobilemusic	a7a4a4720537395b45d5e14d2c777a1c	Samsung	release-keys
com.digi10soft.game.letsplay2020pro	2d1c3e78fed97ef51adfedc54b797017	Micromax	release-keys
com.samsung.android.mobileservice	274a15289edca85044eadd443c362e6c	Samsung	release-keys
com.sina.weibo	8a9d1b85e613306e7830ddad92afd69a	Samsung	release-keys
com.dti.att	e04e0fae2f9ef13599ddd4c978b95cd0	Samsung	release-keys
com.vzw.ecid	3f0e107d7b8dbc583fea1352f5e7b7d7	Samsung	release-keys
com.emoji.keyboard.touchpal.vivo	a812de7cdd6692380c81a0348ba312a4	Vivo	release-keys

Table 3.23: Malware samples with corresponding firmware brand and build key.

The examples shown in Table 3.23 demonstrate that we need better methods to identify if a ROM is an official stock ROM or a custom ROM. In any case, using VirusTotal, we have shown that our corpus contains several malicious pre-installed apps. In the next section, we will discuss how we can use TLSh fuzzy hashing for similarity detection of other malware samples.

3.7 TLSh Fuzzy Hashing

To further explore our dataset, we included TLSh and ssdeep fuzzy hashing algorithms into FirmwareDroid. From the literature, we know that researchers have used these two algorithms to score the files' similarity. In Section 1.3 we mentioned that one of the challenges with using fuzzy hashing for malware analysis is how to compare the hashes to each other efficiently. One approach is to compare all files to each other and then create a matrix of similarity scores. The problem with this approach is that the processing time does not scale well or, in other words, is exponential. A recent publication [25] overcomes this problem by using a multi-stage technique to paralleling the clustering with HAC-T. Their results show that it is possible to scale the clustering of TLSh hashes on the cloud. Reproducing or integrating their solution into FirmwareDroid is due to the time limitation of our project not feasible. It is not the main goal of this thesis to discuss TLSh clustering in depth. However, we attempt to implement a custom clustering algorithm that could be used on our dataset to find similar binaries for malware analysis.

#	TLSH digest
T1	474110F8EBB3A973188A4383047F4785E73B613CC1E1861668D664C4F213A688379B7C
T2	CC418AF8E7769873084A4287487F4385E7376A38C2F1961768C615C4F213A284379F3D
T3	EE418CF8E773993318894296047F8785F73B653CC1E1962664C624D8F213A684379F7D

Table 3.24: TLSh digest examples.

Interested readers can find the implementation details on TLSh in [19], and we will only explain the parts of the paper necessary to understand our algorithm. Table 3.24 shows some example TLSh digests. The first three bytes of every TLSh digest are the header. According to [19] the

header contains a checksum, the byte length, and the quartile ratios. The rest of the TLSH digest is the body containing the buckets counts for similarity. TLSH uses a sliding window with a fixed size to create trigrams as illustrated in Figure 3.10 to create a TLSH digest. TLSH then maps these trigrams or triplets to the individual buckets with a mapping function. Jonathan Oliver et al. use the Pearson hash [19] as bucket mapping function for TLSH. This schema allows TLSH to generate digests with a high probability to map similar bytes to the same bucket. We compare two TLSH digests similarities by approximating the hamming distance for the header and the body. The resulting score measures the distance between two TLSH hash. A score of zero is considered an exact match, and the higher the distance between two digests is, the more likely it is that they have less in common.

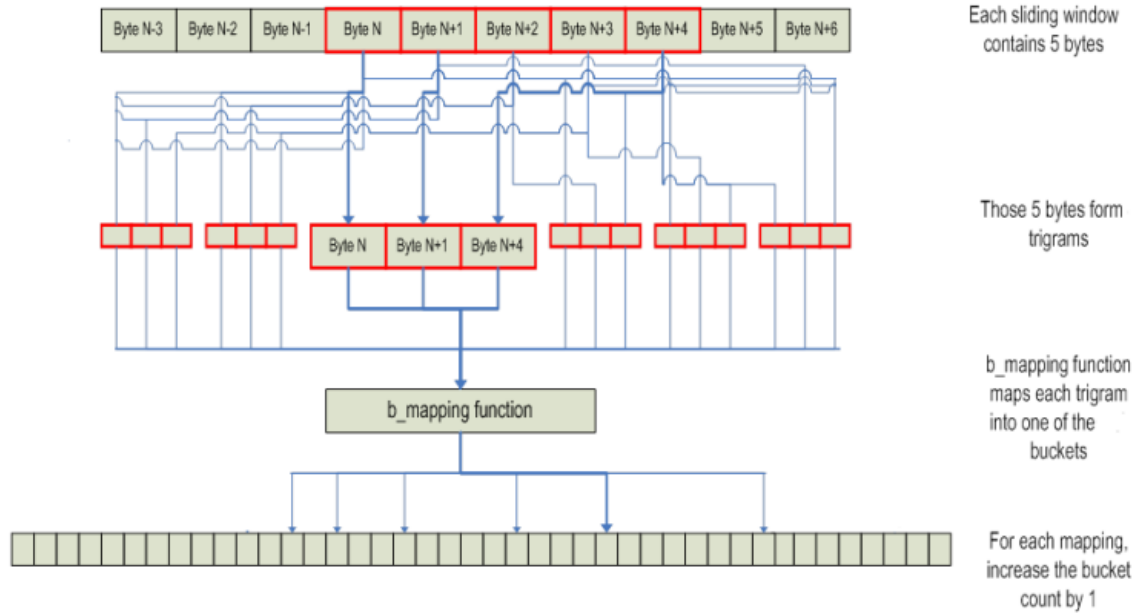


Figure 3.10: TLSH digest generation process. Image source [142]

For example, in Table 3.24 the digests T2 and T3 have the same hexadecimal bytes 'F8E77' and 'F213A'. We realize that this means that some bytes of both files have a high probability of being similar. Consequently, we can say that two TLSH digests with the same hexadecimal digits have a higher probability to share similarity than TLSH digest that do not share any hexadecimal digits. Moreover, from [19] we know that the fewer differences two TLSH digests have, the smaller is the distance between them. Using this information, we can implement an algorithm that filters the potential candidates' space by comparing TLSH digests that share some common bytes. We use the fact that TLSH digests with similarity share similar hexadecimal digits in their digest to overcome the problem of computing all possible distances in a set of files.

In the next subsections, we will go through the complete process from creating TLSH hash to filtering them for comparison that we have integrated into FirmwareDroid. Figure 3.11 illustrate this process.

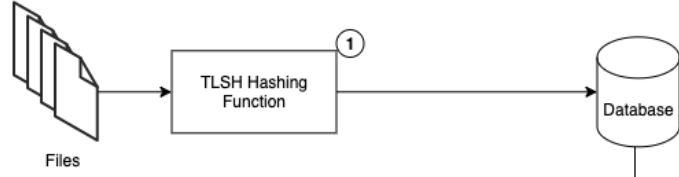
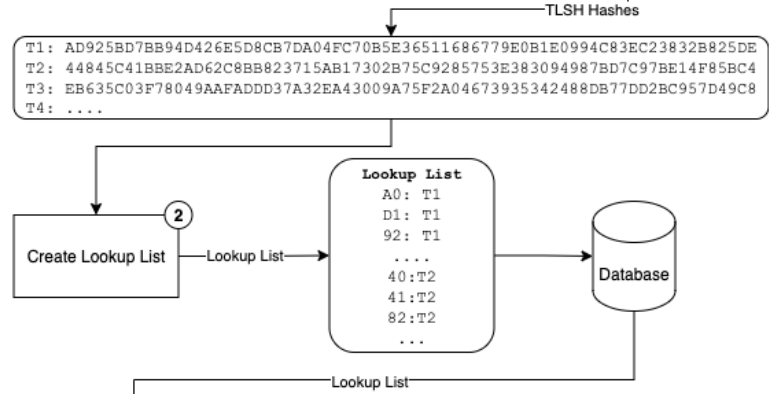
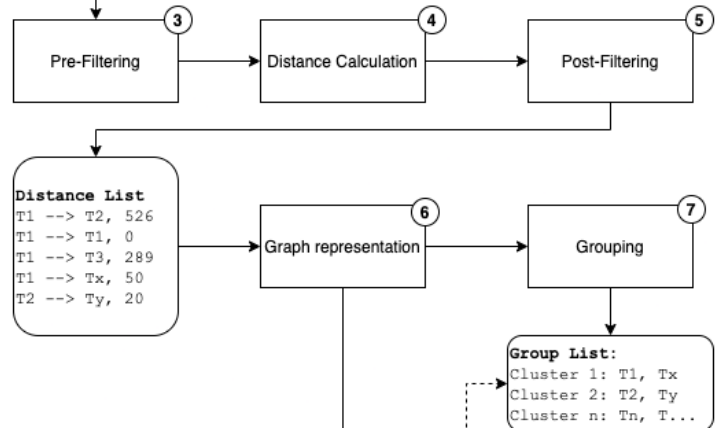
TLSH Hashing**Lookup List Creation****Calculating Clusters****Finding similar TLSH hashes**

Figure 3.11: TLSH hashing process in FirmwareDroid.

① **TLSH hashing:** The first step is to hash all files with the TLSH hashing function and save the resulting digest in our database. We hashed around 5.5 million files and stored the resulting digests in our database. To further analyze apk files, we create a TLSH digest for the apk and additional TLSH digests for containing resources and library files. To do so, we parse the apk file with LIEF [143] and hash all containing files. As a result, it allows us to compare similar libraries or resources as well, if necessary.

② **Lookup list creation:** As the next step, we create for all TLSH hashes in our database a lookup table. This table will later allow us to filter TLSH digests that have a small probability of being similar. To create the lookup table, we use the algorithm shown in Listing 3.1. We iterate once through every TLSH digest in our database to create the lookup table. For every digest,

we iterate through its hexadecimal digits to store a combination of the digit and its index. For example, the T1 hash from Table 3.24 would then generate the following keys for the first seven hexadecimal digits: '40', '71', '42', '13', '14', '05', 'F6'. We use all these keys to fill a python dictionary. We then store the database reference id of the complete digest in a python set for each key we generate. It is also possible to store the TLSH digest itself instead of a reference for implementations without a database. We use python sets to ensure that we do not store duplicate references under the same key. The result of this algorithm is a dictionary containing sets with TLSH digest references. Every set contains the database references for TLSH digests with the same digit and index. Consequently, this means if two or more TLSH digests generate the same key, their database reference will end up in the same set, and we can later counter the number of entries per set to filter the TLSH hash.

```

1  TABLE_LENGTH = 70      # Example Value
2  BAND_WIDTH = 1          # Example Value
3  global_dict = {}
4
5
6  tlsh_hash = tlsh_hash_queue.get() # From database
7  for column_index in range(0, TABLE_LENGTH, BAND_WIDTH):
8      row_char = tlsh_hash.tlsh_digest[column_index:column_index + BAND_WIDTH]
9      key_label = f"{row_char}{column_index}"
10     if key_label not in global_dict:
11         global_dict[key_label] = set()
12     global_dict[key_label].add(str(tlsh_hash.id))

```

Listing 3.1: Python code to generate the TLSH lookup table.

③ Pre-Filtering: After the computation of the lookup table, we can start with the clustering process. The goal is to identify similar files without computing all the possible combinations for the distance calculation. Therefore, we developed a function to find potential candidates as shown in Listing 3.2. The function takes as input a TLSH hash and returns a list of potential candidate hashes for comparison. To create the candidate list, we iterate once through the TLSH digests hexadecimal digits. We get for every combination of hexadecimal digit and index the corresponding set of TLSH digests from the pre-computed lookup table and merge them to one list. This list named "potential_hashes_list" in Listing 3.2 then contains every hash that has at least one hexadecimal digit in common with our input TLSH digest. Theoretically, we could remove duplicates from this list, and then we would have all candidate hashes that are possible. However, in practice, the number of comparisons would still be relatively large and, in some cases, infeasible to compute in a rational amount of time. We, therefore, count on Line 24 in Listing 3.2 the frequency of every TLSH database reference to apply a filter. The filter, shown on Line 26 with variable name "band_width_threshold" defines the minimum number of occurrences a candidate hash needs that we consider the hash for comparison. If we set the "band_width_threshold" variable to zero, we would consider every hash as a candidate. Our idea is that when we set an optimal number for the "band_width_threshold" variable that we filter all the TLSH hashes with a high distance and do not need to compute their distance. We will discuss in Section 3.7.1 how to set an optimal value for the "band_width_threshold" variable and what limitations this approach has.

```

1 def get_tlsh_similar_list(tlsh_hash, tlsh_hash_id_list, similarity_lookup_dict,
2 table_length, band_width, band_width_threshold):
3     """
4     Gets a list of potential candidate hashes by using the number of intersections in
5     the lookup table.
6     :param tlsh_hash: class:'TlshHash' - hash to find candidates for.
7     :param tlsh_hash_id_list: list(str) - TLSH id's list
8     :param similarity_lookup_dict: dict(str, str) - dict to store candidates.
9     :param table_length: int - the length of the TLSH hash.
10    :param band_width: int - the width of the lookup table column.
11    :param band_width_threshold: int - the minimal number to be considered as
12    potential similar hash.
13    :return: list(str) - list of class:'TlshHash' object-ids.
14    """
15
16    similar_hash_id_list = set()
17    potential_hashes_list = []
18    for column_index in range(0, table_length, band_width):
19        row_char = tlsh_hash.tlsh_digest[column_index:column_index + band_width]
20        key_label = f"{row_char}{column_index}"
21        candidate_list = similarity_lookup_dict[key_label]
22        potential_hashes_list.extend(candidate_list)
23
24    counter = Counter(potential_hashes_list)
25    for tlsh_candidate_id in potential_hashes_list:
26        if counter[tlsh_candidate_id] >= band_width_threshold and tlsh_candidate_id
27        in tlsh_hash_id_list:
28            similar_hash_id_list.add(tlsh_candidate_id)
29    return similar_hash_id_list

```

Listing 3.2: Python code to find candidate hashes.

④ **Distance calculation:** In step four, we calculate all the candidates' distances with the official TLSH implementation [19]. We then apply a variable post-filter (see ⑤) to remove all comparison results with a variable distance threshold. The post-filtering step is optional, and we use it if we want to search for TLSH digest within a specific distance range. As a result of the distance calculation, we get a table or matrix with the distance between two digests.

⑥ **Graph representation:** As illustrated in Figure 3.11 we store for every digest the distance and TLSH reference. We then visualize this data to create undirected weighted graphs. Every edge in one graph represents the comparison between two TLSH digests, and the weight is the TLSH distance value. In our graph representation every TLSH digest represents one node. A connected graph represents all the similar hashes, and we create for every graph a group or cluster (see ⑦) that we can use for searching.

⑧ **Search:** If we want to find all files that are similar to one TLSH digest, we can query the graph for the TLSH hash and return all nodes connected to the hash. Alternatively, we can represent the groups in a hash map for efficient query times. Moreover, we can sort the resulting nodes by their weights to get the hashes with the smallest distances.

3.7.1 Performance of TLSH filtering

There are a couple of papers evaluating the performance of fuzzy hashing algorithms. Vassil Roussev showed in [144] that sdhash outperforms ssdeep in terms of precision. Jonathan Oliver et al. describe in their work [19] that under some circumstances, TLSH is comparable to ssdeep and sdhash and outperforms them as well. However, in our evaluation, we are not comparing the performance of these individual algorithms. Instead, we evaluated the performance of our TLSH filtering algorithm. We measure the hit-rate to determine how many elements we clustered correctly and the missed-rate to determine how many elements we did not consider candidates. We test our approach on 5'000 and 10'000 TLSH hashes and compute for all sets the ground truth with all distance measurements. We compare our solutions to the ground truth and see how it performs. We measure the following values and Tables 3.25 and 3.26 shows the results of our performance measurements.

- *Band width threshold:* A variable that defines the minimum threshold to be considered a candidate hash for comparison.
- *Table creation time:* The time measurement in seconds to create the lookup table and store it in our database.

- *Cluster creation time:* The time measurement in seconds to create the clusters and store them in the database.
- *Total time:* The sum of the table creation time and the cluster creation time.
- *Cluster size average:* The average number of elements in a cluster.
- *Number of clusters:* The count of clusters.
- *Cluster count difference:* The difference between the number of clusters of our solution and the number of clusters in the ground truth.
- *Number of comparisons:* The total amount of TLSH distance comparisons we computed.
- *Decrease rate:* The difference in percent of the number of comparisons an the ground truth.
- *Comparison difference:* The difference of the number of comparisons and the ground truth.
- *Missed rate:* The number of elements that we did not consider as candidates even when valid or in other words the false positive rate.
- *Hit rate:* The number of elements that we considered correctly as candidates or in other words the true positive rate.

Band Width Threshold	Table creation time (s)	Cluster creation time (s)	Total time (s)	Group size average	Number of clusters	Group difference	Number of comparisons (decrease rate)	Comparisons difference	Missed rate	Hit rate
5	502	5'724	6'226	9.4052	427	0	15'967'554 (36.13%)	9'032'446	0 (0%)	4'016
10	481	1'951	2'432	9.3832	428	1	3'004'622 (87.98%)	21'995'378	0 (0%)	4'016
13	500	1'114	1'614	9.2656	433	6	1'260'828 (94.96%)	23'739'172	4 (0.1%)	4'012
15	602	952	1'555	9.1050	438	11	835'422 (96.66%)	24'164'578	28 (0.67%)	3'988
18	514	870	1'384	8.3879	464	37	522'050 (97.91%)	24'477'950	124 (3.1%)	3'892
20	824	812	1'636	7.6343	495	68	396'178 (98.42%)	24'603'822	237 (5.9%)	3'779
30	722	351	1'073	4.5402	659	232	79'996 (99.68%)	24'920'004	1'024 (25.5%)	2'992
40	671	349	1'020	3.1567	804	377	55'940 (99.78%)	24'944'060	1'478 (36.8%)	2'538
50	692	193	886	2.9413	733	306	53'126 (99.79%)	24'946'874	1'860 (46.3%)	2'156

Table 3.25: Performance measurement for 5000 TLSH hashes with variable band width thresholds.

Band Width Threshold	Table creation time (s)	Cluster creation time (s)	Total time (s)	Group size average	Number of clusters	Group difference	Number of comparisons (decrease rate)	Comparisons difference	Missed rate	Hit rate
1	3'475	58'162	61'637	7.3913	1'076	0	99'436'120 (0.56%)	563'880	0	7'953
5	3'304	46'295	49'599	7.3913	1'076	0	61'719'110 (38.28%)	38'280'890	0	7'953
10	3'298	12'219	15'517	7.3903	1'076	0	8'598'052 (91.4%)	91'401'948	1 (0.01%)	7'952
11	3'278	9'290	12'568	7.3935	1'075	1	5'606'898 (94.39%)	94'393'102	5 (0.06%)	7'948
12	3'300	7'401	10'701	7.3907	1'075	1	3'848'412 (96.15%)	96'151'588	8 (0.1%)	7'945
13	3'275	6'207	9'483	7.3736	1'076	0	2'829'730 (97.17%)	97'170'270	19 (0.24%)	7'934
15	3'283	4'949	8'232	7.2631	1'087	11	1'863'104 (98.14%)	98'136'896	58 (0.73%)	7'895
18	3'266	3'893	7'159	6.8627	1'129	53	1'220'616 (98.78%)	98'779'384	205 (2.58%)	7'748
20	3'291	3'281	6'572	6.4855	1'170	94	924'320 (99.08%)	99'075'680	365 (4.59%)	7'588
30	3'255	1'194	4'448	4.5269	1'395	319	142'016 (99.86%)	99'857'984	1'638 (20.6%)	6'315
40	3'295	933	4'228	3.8449	1'354	278	83'332 (99.92%)	99'916'668	2'747 (34.54%)	5'206
50	3'302	799	4'102	3.7365	1'237	161	64'442 (99.94%)	99'935'558	3'331 (41.88%)	4'622

Table 3.26: Performance measurement for 10'000 TLSH hashes with variable band width thresholds.

In the beginning, we tested our evaluation only on 1'000 files to find fitting band width thresholds to test. The numbers showed that an optimal value for the band width threshold is likely to lay between 10 and 20; we have increased the number of data-points for the range 10 to 20 to find the optimal value for the band width threshold. Please note that the calculation of all band width thresholds variable is not feasible during this project due to time limitations. Note as well that the measurements have different amounts of data-points.

If we look at the missed rate in Table 3.25 we see that the rate increases with selecting a higher band width threshold but has 0% to 0.1% false positive rate in the range of 0 to 13 for our 5'000

file measurement. We illustrated this trend in Figure 3.12. Increasing the band width threshold over 13 increases the missed rate to a point where we miss 46,3% of the elements.

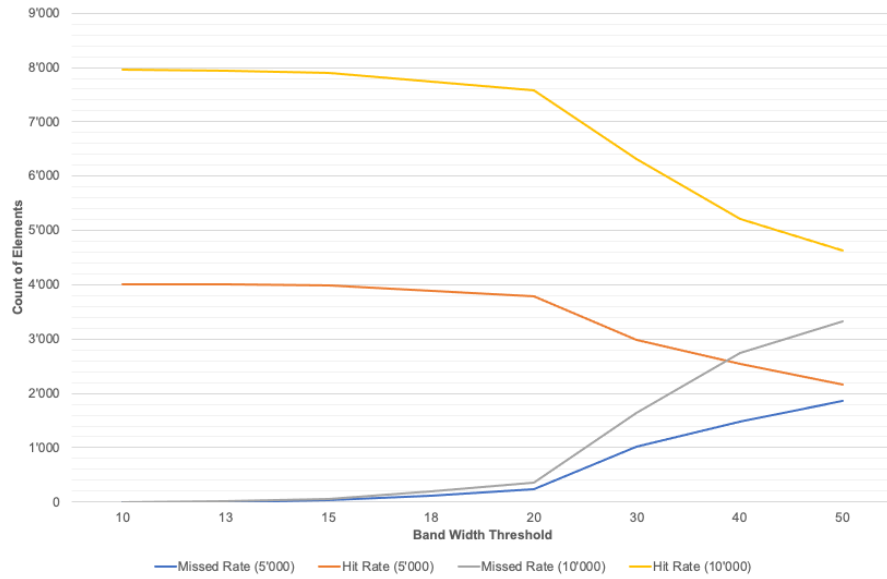


Figure 3.12: Hit- and missed- rate for 5'000 TLSH hashes with our filtering algorithm.

We illustrated in Figure 3.13 the number of TLSH comparisons calculated. The curve looks similar to a logarithmic or exponential decrease where the curve flattens for higher values. The number of comparisons decreases more with smaller band widths thresholds in the range of 1 to 15. We conclude that this means that increasing the band width threshold to some extent does not bring significantly fewer comparisons.

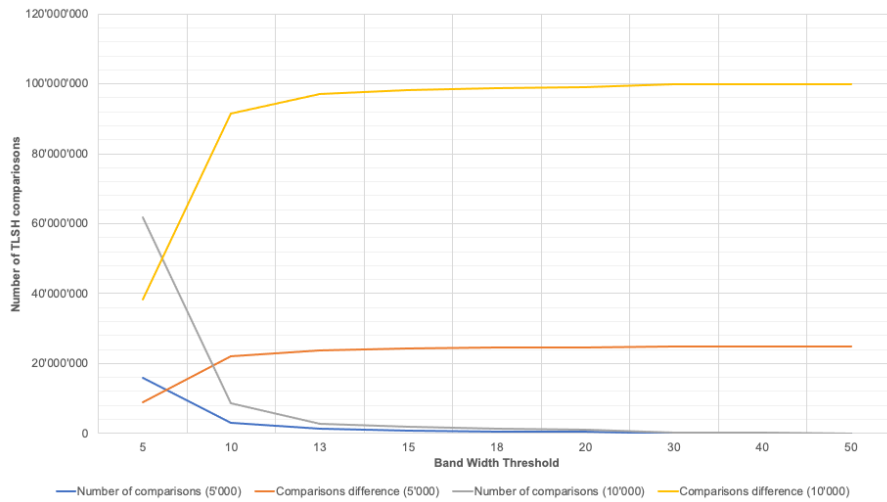


Figure 3.13: Number of TLSH comparisons

We measure our implementation in python to estimate how long the computation of the lookup table and clusters would need for a larger dataset. If we look at the total time in Table 3.25, we see that the computation time decreases the most with a threshold range of 1 to 12. The total computation time does not significantly decrease if we select higher band width thresholds. Figure 3.14 illustrates this trend for 5'000 and 10'000 files.

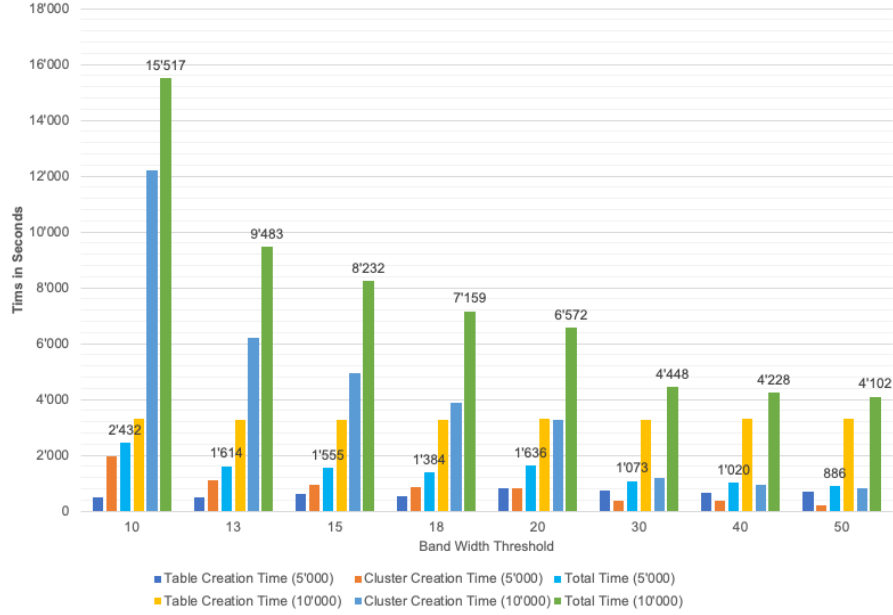


Figure 3.14: Estimated time necessary to compute the TLSH lookup table and to create clusters for 5000 files.

We conclude from these numbers that the optimal value for the band width threshold lies in the range of 10 to 15. Selecting an optimal value depends on the number we want to optimize. If we want to decrease the number of comparisons, we can choose a higher band width threshold, resulting in a higher missed rate. We think a band width threshold of 14 to 15 is then reasonable with a missed rate between 0.1% to 0.67% on a small dataset. If we do not tolerate a missed rate at all, we select a band width value smaller than 13 for a small dataset. However, If we select 13, we have a false positive rate of 0.1% and can reduce the number of comparisons from 25'000'000 down to 1'260'828, which is a decrease of 94.96% as shown in Table 3.25.

When we look at the missed rate for 10'000 files in Table 3.26, we can see that the missed rate for a band width threshold of 13 has more than doubled with nine-teen missed comparisons. Compared to the 5'000 files with 0.1% missed, we have an increase of miss elements by 0.14% for 10'000 files. To further investigate this effect, we have repeated the measurements with 10'000 different files and a band with threshold of 12 and 13 several times. We show the missed rate of these measurements in Table 3.27. We can see that the missed rate for three measurements with 10'000 files varies from 0.24% to 0.28%. In one measurement, we used 10'000 apk files to see if the file type would have a significant effect, but the missed rate does not increase significantly by only using apk files. It seems that the missed rate does not increase significantly with varying sets of 10'000 files.

Band Width Threshold	Missed rate - 10'000 files - 1#	Missed rate - 10'000 files - 2#	Missed rate - 10'000 apks - 3#	Missed rate - 11'000 files - 4#	Missed rate - 12'000 files - 5#	Missed rate - 13'000 files - 6#	Missed rate - 14'000 files - 7#
12	8 (0.1%)	9 (0.11%)	9 (0.11%)	9 (0.09%)	10 (0.1%)	9 (0.08%)	11 (0.09%)
13	19 (0.24%)	22 (0.28%)	21 (0.26%)	21 (0.22%)	18 (0.18%)	21 (0.19%)	28 (0.24%)

Table 3.27: Measurements for the missed rate with increasing number of files.

Moreover, we have increased the number of files up to 14'000 to see if the missed rate is growing significantly with more files. However, as we show in Table 3.27 the missed rate is not significantly increasing in the range of 10'000 to 14'000 files. With our measurement we cannot fully explain the significant increase of the missed rate in the range from 5'000 to 10'000 files. However, it seems to stay for all measurements under 1% of missed elements and we have a reduction of comparisons over 90% which makes computation feasible even for larger datasets.

Another effect we tested is an increase of the band width itself and if it would be sufficient to

only use the TLSH header in the lookup table. However, tests have shown that increasing or using only the header does not bring satisfying results.

3.7.2 Complexity of Filtering

We assume for all complexity calculations that we use TLSH hashes with a fixed size of 70 hexadecimal digits and notate it with s . We define n to be the total number of TLSH hashes, z to be the number of potential candidate hashes before filter, and x to be the number of candidates used for the distance calculation.

Time complexity: To create the lookup table, we have to iterate for every TLSH digest once through its hexadecimal digits and add then its reference to a python set. Adding a hash to the lookup table results in a linear complexity of $\mathcal{O}(n * s)$. We then have to calculate for every TLSH a list of candidate hashes as shown in Listing 3.2. We iterate for every hash once through its hexadecimal digits and create a list of candidate hashes. The iteration has the time complexity of $\mathcal{O}(n * s)$. We count the frequency of every element in the list with python's counter class. The counter class has a linear time complexity of $\mathcal{O}(z)$ for counting the frequencies of the elements, where z is the number of potential candidates before filtering. We iterate through the list of potential candidate hashes on Line 25 in Listing 3.2 and filter hashes with the band width threshold. This iteration has a linear time complexity of $\mathcal{O}(z)$ where z is the number of potential candidate hashes. All operations described have linear time complexity, and we conclude that the candidate list creation has linear time complexity. When it comes to determining the time complexity of the comparisons, we have to iterate through all candidate hashes to generate the list of comparisons, which is a linear operation with the complexity of $\mathcal{O}(x)$, where x is the number of candidate hashes. In the worst case, x is equal to $n-1$, and all hashes were candidate hashes. In this case, we would have a time complexity of $\mathcal{O}(n^2)$ for the comparisons. However, as the numbers in Table 3.25 show and Figure 3.13 illustrates, it seems that x tends to follow an exponential decay. We, therefore, assume that on average, we have a time complexity of $\mathcal{O}(\log(n))$ for x . As a consequence, this would mean that our pre-filter with comparisons have, in average time complexity of $\mathcal{O}(n * \log(n))$.

Storage and inserting complexity: A fact is that our approach trades computation time against disk storage. The lookup table has the size of $s * 16 * n$ elements, where 16 is the total number of possible hexadecimal digits. The table creation is parallelizable, and updating is possible without recreating the table. To insert an element, we have to iterate through each of the new hash's hexadecimal digits and add its references to the corresponding lookup table keys. Using python dictionaries searching has a complexity of $\mathcal{O}(1)$ for a specific key in the lookup table and adding an element to a set in python has as well $\mathcal{O}(1)$ according to [145]. We, therefore, need only to consider the complexity of iterating through the TLSH hash itself. Inserting a hash to the table has a complexity of $\mathcal{O}(n * s)$, where n is the number of TLSH hashes to insert and s the length of the TLSH hash digest.

Limitations: Our approach and performance measurement has some limitations that we would like to mention. As the numbers show, we trade computation time against storage, and therefore this algorithm is only useful when we can scale the storage amount.

The provided measurements were conducted on several thousand files and not on millions of files due to resource limitations in calculating the ground truth for comparisons. For example, the ground truth computation for 1'000'000 would result in $1'000'000^2/2$ computations, which are infeasible to compute in our environment. We used for the measurements different datasets of files with varying file types. As shown, the missed rate varies with the number of files and the used dataset. With the current measurements, we cannot eliminate the possibility that certain datasets or file-types produce worse results or that scaling the number of files has a significant effect.

Another limitation we would like to express is that we restrict the comparison to be on the same index due to using the lookup table. Consequently, when we have TLSH digests that share the same hexadecimal digits but not the same index, we may miss them as potential candidates. Another limitation that we did not mention so far is that we have more clusters with increasing missed rate. We think this is because we do not calculate some distances between the nodes, and therefore, we do not have some connections in the graph. Consequently, if we use our graph approach for clustering and the band width threshold tolerates false positives, we miss some connections between the

clusters. We know that this can lead to missing elements when using the graph to search for similar TLSH files, and in the worst case, the connection between two large clusters is missing, and the search is not accurate.

In conclusion, our approach compared to other studies like [25] follows a different approach by pre-filtering the hashes in sub-sets instead of clustering the complete dataset with Machine Learning techniques like k-means. Our approach has shown that we can effectively reduce the search space with a low false-positive rate for small ($\leq 14'000$) datasets. However, our performance measurement and detailed analysis of the time complexity need more testing to come to conclusions.

Chapter 4

FirmwareDroid Implementation

In this chapter, we describe the implementation details of FirmwareDroid. We will begin with giving the reader an overview of the systems architecture in Section 4.1. We will then progress in Section 4.1.1 with going through the main features of FirmwareDroid and discuss in Section 4.2 some experimental features.

4.1 Architecture and Technologies

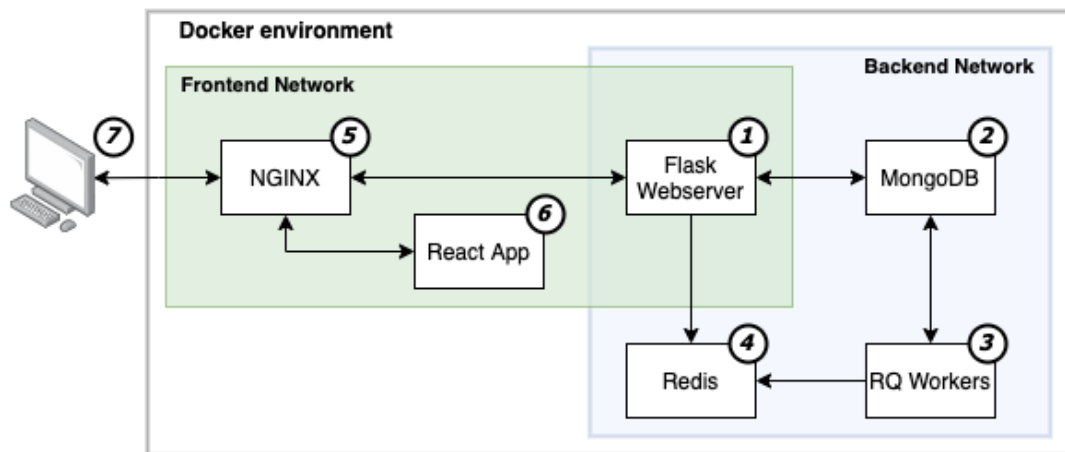


Figure 4.1: Overview of the docker environment.

Figure 4.1 shows an overview of our docker environment. We based our main architecture on docker and docker-compose. We use several docker containers for our implementation, and if necessary, we can extend the environment to contain more containers.

1. Flask: We use as the core of the backend python flask with flask-restx [146]. We implemented a REST API and use Swagger.io [147] to generate an OpenAPI specification. With Swagger, we automate the process of API documentation and make testing less complicated.

We use gunicorn [148] as a webserver with the gevent [149] library for multiprocessing. This setup allows the webserver to handle several thousand requests per second.

2. Database: We use MongoDB as the main database, and we store all scan data in one database called FirmwareDroid. We integrated MongoEngine [150] as document-object mapper. MongoEngine is the equivalent of an object-related mapper for SQL-based database, and it allows

us to map a python class directly to a MongoDB document. All the document classes for MongoDB are defined in the *model* folder of our code repository.

3. RQ Workers: To modularize the software architecture, we split parts of the software into separate docker containers. To be more precise, every scanner tool has its docker containers. For example, we have a container for AndroGuard and Androwarn. We use the python-RQ [151] library for managing a queue system. RQ allows us to manage job queues within a Redis database, and we set up one queue for every scanner. The queue system allows us to spawn various docker containers that all can work on the same queue. For example, we have a queue for every scanner like AndroGuard and Androwarn. In case we want to scan a large number of Android apps with one of the scanners, we can scale the number of docker containers working on the specific queue to increase the performance.

The current implementation does not use Docker Swarm or Kubernetes for orchestration because we wanted to keep the requirements to run FirmwareDroid as minimal as possible. Later versions may require to have a more flexible orchestration for scaling purposes.

4. Memory-Database: Python-RQ uses the in-memory database Redis for storing queues and jobs. We use Redis as a docker container and store our custom jobs and queues in it. The Redis container is configurable over an environment file, and by default, we enforce authentication.
5. Nginx: We use Nginx for caching, routing, and as a reverse proxy. We have integrated a certbot container to integrate HTTPS by default with a self-signed certificate. The certbot container is by default deactivated but can be activated if someone wants to register a domain for a custom FirmwareDroid instance.
6. Frontend: We use React for front-end development and have added a React template app. The react app is deployed with nginx and has an internal routing system. The current version of FirmwareDroid is headless and has no fronted client. We may integrate a front-end in future versions of FirmwareDroid to make the tool more accessible for users.
7. Host-System: The complete FirmwareDroid environment is running within docker. Some docker containers have privileged access to the host system. We run some containers in privileged mode due to the requirement to run some system commands like *mount* that would otherwise not be accessible by a docker container.

All docker services are configurable with environmental files. We store the environment files in the */env* directory of FirmwareDroids root folder. To keep the build time during development short, we use multiple dockerfiles that include only necessary dependencies for the used service. Splitting the dependencies into several dockerfiles has the disadvantage of rebuilding the docker images when we add or remove dependencies. Nevertheless, splitting allows us to reduce the built time whenever we do not need to add new packages and keep a separation of docker container dependencies. This separation of dependencies is mainly necessary because we use a set of tools with conflicting dependencies and want to modularize as much as possible. However, we think splitting allows us to customize the docker containers for different environments and scale them if necessary.

We cannot always resolve package conflicts because some tools need specific software versions to work correctly. Hence, we developed a base dockerfile with core dependencies that all worker containers use and then extend the base image in a separate dockerfile. We ensure this way that we can run every tool in an environment that meets all tool requirements. This approach works fine unless one of the tools has a conflict with our base requirements. In this case, we can't integrate it into FirmwareDroid with our base Docker image.

4.1.1 FirmwareDroid REST API

This section gives an overview of selected FirmwareDroid REST API (v1) endpoints in Table 4.1. Note that the API is still in development, and that some routes are experimental and likely to change in future versions. Nevertheless, the core functionality for scanning Android apps and

importing firmware is working as described in Chapter 2 and 3. The REST API's swagger documentation is as well available via the route `.../docs`. For example, in our instance, swagger is found at <https://firmwaredroid.cloudlab.zhaw.ch/docs>. All API endpoints are available under the route `.../api/...`, and admins can monitor all job queues under the `.../rq-dashboard/` route.

HTTP Method	Route	Description
<i>/v1/androguard/</i>		
POST	<code>/v1/androguard/{mode}</code>	Analyse Android apps with AndroGuard.
POST	<code>/v1/androguard/app_certificate/download/</code>	Download a certificate in DER or PEM format.
POST	<code>/v1/androguard/meta_string_analysis/</code>	Starts the meta analysis of AndroGuard string analysis.
<i>/v1/androwarn/</i>		
POST	<code>/v1/androwarn/{mode}</code>	Analysis apps with Androwarn.
<i>/v1/firmware/</i>		
GET	<code>/v1/firmware/download/{firmware_id}</code>	Download a firmware as zip archive.
GET	<code>/v1/firmware/mass_import/</code>	Starts the import of firmware files from the import folder.
<i>/v1/qark/</i>		
POST	<code>/v1/qark/{mode}</code>	Analysis apps with Quick Android Review Kit (QARK) and create a report
<i>/v1/statistics/</i>		
POST	<code>/v1/statistics/androguard/create_certificate_report/{mode}/{report_name}</code>	Create a statistical report for AndroGuard certificate data.
POST	<code>/v1/statistics/androguard/create_report_plots/{androguard_statistics_report_id}</code>	Create plots for a Androguard statistics report.
POST	<code>/v1/statistics/androguard/create_statistics_report/{mode}/{report_name}</code>	Create a statistical report for AndroGuard data
POST	<code>/v1/statistics/androguard/create_string_analysis_report/{report_name}</code>	Create a statistical report for AndroGuard string meta data.
POST	<code>/v1/statistics/androwarn/create_statistics_report/{mode}/{report_name}</code>	Create a statistical report for androwarn data
POST	<code>/v1/statistics/apkid/create_statistics_report/{mode}/{report_name}</code>	Create a statistical report for apkid data
GET	<code>/v1/statistics/download/grouped_by_version/{reference_file_id}/{add_meta_data}</code>	Download a reference file for a statistics report
POST	<code>/v1/statistics/firmware/create_statistics_report/{mode}/{report_name}</code>	Create a statistical report for firmware data
POST	<code>/v1/statistics/qark/create_statistics_report/{mode}/{report_name}</code>	Create a statistical report for qark data
POST	<code>/v1/statistics/virustotal/create_statistics_report/{mode}/{report_name}</code>	Create a statistical report for VirusTotal data
<i>/v1/virustotal/</i>		
POST	<code>/v1/virustotal/{mode}</code>	Scan a firmware with VirusTotal
<i>/v1/apkid/</i>		
POST	<code>/v1/apkid/{mode}</code>	Scan the given apps with APKiD
<i>/v1/android_app/</i>		
POST	<code>/v1/android_app/by_id/</code>	Get Android app meta data as json report.
GET	<code>/v1/android_app/download/{android_app_id}</code>	Download the app with the given id.
<i>/v1/fuzzy_hashing/</i>		
POST	<code>/v1/fuzzy_hashing/create_hashes/firmware/{mode}</code>	Creates fuzzy hashes for every file of the given firmware.
POST	<code>/v1/fuzzy_hashing/download_cluster_analysis/{cluster_analysis_id}/{fuzzy_hash_type}</code>	Download a graph file for a cluster analysis.
POST	<code>/v1/fuzzy_hashing/tlsh/create_cluster_analysis/{regex_filter}/{mode}/{distance_threshold}/{compare_mode}/{tlsh_similarity_lookup_id}/{description}</code>	Creates a clustering analysis for tlsh digests.
POST	<code>/v1/fuzzy_hashing/tlsh/create_similarity_lookup/</code>	Create a tlsh similarity lookup table for all tlsh hashes.
POST	<code>/v1/fuzzy_hashing/tlsh/find_similar/{cluster_analysis_id}/{tlsh_hash_id}</code>	Find similar tlsh hashes for a given hash.

Table 4.1: List of REST API endpoints with description.

For interested readers, we present a complete list of REST API endpoints in Appendix D. In the next paragraphs, we will go through FirmwareDroid's REST API's main use cases and explain how to use it.

When we start FirmwareDroid, we create several working directories for FirmwareDroid. The working directory path is configurable over FirmwareDroid's environment variables. By default, we create an import folder under the root folder named *00_file_storage*. We copy the firmware archives in the *import* folder to analyze new firmware samples. After that we start the import with a HTTP GET request to *.../api/v1/firmware/mass_import/*. The server will then attempt to import all firmware archives into FirmwareDroid's database. FirmwareDroid moves successfully imported Firmware archives to the *store* folder. FirmwareDroid moves archives that it could not import to the *import_failed* directory. Note that FirmwareDroid renames all successfully imported firmware archives to their md5 hash to prevent parsing errors on later use and that FirmwareDroid prevents the import of duplicates. The import script uses multi-threading to increase the performance but importing takes time because FirmwareDroid has to unpack and hash all files as described in Section 2.3.

During the import, FirmwareDroid scans all files of the firmware archives and saves references to the database. Moreover, FirmwareDroid copies every found apk file to the host system. To be more precise, we store all apk files in sub-folders within the *../app_extract* directory. The md5 hash of the firmware names the sub-folders in the *app_extract* folder to prevent naming conflicts. Within the firmware folder, we keep the firmware's internal directory hierarchy to avoid naming conflicts for the apk files. We extract the apk files to the file-system mainly for two reasons. First, it allows analysts to work on the apk files directly with other tools without exporting them from the database. Second, it increases the performance since most scanners work directly on the file-system, and we then do not need to write the apk first to disk before it can be read.

Scanning apps: The import script will create for every firmware archive and apk a document entry in the database. MongoDB gives every document a unique id, and we use this id to identify and reference documents within FirmwareDroid. When we want to scan an apk with one of the scanners, we use the app document's id as a parameter for the REST endpoint. FirmwareDroid defines the following routes for scanning apks and takes a JSON object with a list of app ids as a parameter.

- */v1/androguard/{mode}*
- */v1/qark/{mode}*
- */v1/apkid/{mode}*
- */v1/virustotal/{mode}*
- */v1/androwarn/{mode}*

Additional to the JSON parameter, we have to provide for every route the *mode* variable, which is an integer. The mode indicates if we want to scan a set of firmware or apk files. The following modes are defined:

- Mode 0: Scan only the provided id's in the json.
- Mode 1: Scan all apk's in the database.
- Mode X: Use x as filter for firmware version. For example, mode 8 would scan all Android 8 apps and mode 9 all Android 9.

We ensure that we have only one report for each app in the database and no duplicated reports. We configured FirmwareDroid to skip an apk if we already scanned the apk with the scanner. FirmwareDroid's current version allows the export of the scanning reports as JSON, or admins can access the database directly to see the scanning results.

Statistics: After scanning Android apps, we create statistics of specific reports by providing the Android app id to the statistics endpoint. We have implemented one or more endpoints for every scanner as shown in Table 4.1. The statistic endpoints take the mode parameter for filtering the Android version. After creation, we store the reports in the database under the "statistics_reports" collection.

TLSH hashing: During the firmware import, we hash every firmware file with ssdeep and TLSH. As described in 3.7 we use a lookup table for filtering TLSH hashes, and we can create a lookup table with a POST request to the `../tlsh/create_similarity_lookup/` route. The webserver will then index all TLSH hashes in the database. After the lookup table creation, we can create a cluster analysis on the file we are interested in with the `../tlsh/create_cluster_analysis/` route. We added to the route a user-settable regex for file-names. Users can use this to cluster-specific file-types like apks or elf files instead of all files. As mentioned in 3.7 we create a graph for clustering and the graph can be downloaded as .gexf file with the `../tlsh/download_cluster_analysis/` route. The graph file is compatible with other tools like Gephi¹.

Ssdeep hashing: To cluster ssdeep hashes at scale, we implemented the method described by Brian Wallace et. al. in [152] which extracts from the ssdeep hash base64 chunks of integers. We use the chunks to reduce the search space by comparing only the ssdeep digests with matching chunks and similar size files. To compare a large dataset of ssdeep digest we store the chunks together with the ssdeep digest in our database.

4.2 Experimental Features and Ideas

This section discusses some of the experimental features we integrated or attempted to integrate into FirmwareDroid. The development of these features is not yet complete and, in some cases, still in progress. Nevertheless, we want to give the reader some insights into some ideas we were developing.

4.2.1 Diffing Firmware and Android apps

The idea was to identify changes between two builds of the same firmware by creating a diff of the complete file structure. To our knowledge, there are no open-source tools that can compare firmware archives. Therefore we developed an own file comparer using the Linux standard tool Diff. Using Diff allows us to identify changes in the file system between two firmware archives. The problem is that with using Diff, we cannot show which bytes exactly have changed. Instead, we can only determine if a file has changed. We use Diff to identify new, changed, and removed files, but it has the limitation that we cannot display which bytes have changed. For example, other approaches with the rsync algorithm [153] were checked, but they inherited similar problems. In case we could identify the exact bytes that have changed between two firmware archives, this may help us determine if some of the changes are unintentional or malicious. For example, if an attacker has changed a system setting, we could identify this change by diffing two versions of the same firmware.

4.2.2 AndroGuard String Enrichment

Androguard decompiles apks with the DAD decompiler, and it collects string values by looking at the `const-string (0x1a)` and `const-string/jumbo (0x1b)` smali up-codes. We use the AndroGuards string extraction feature to extract strings from our Android apps. Together with extracting the string, we save the code references to determine where AndroGuard detected the string within the code.

Analyzing strings for malware detection is a research topic on its own and outside of this project's scope. However, we implemented for FirmwareDroid a module that can enrich the raw string data with some metadata. The basic idea of this module is to detect some common strings by using a regex classification approach. To be more precise, we calculate the entropy, detect languages and encodings, and search for known string patterns like SQL statements or URLs. Figure 4.2 illustrates the implemented metadata enrichment process.

¹<https://gephi.org/>

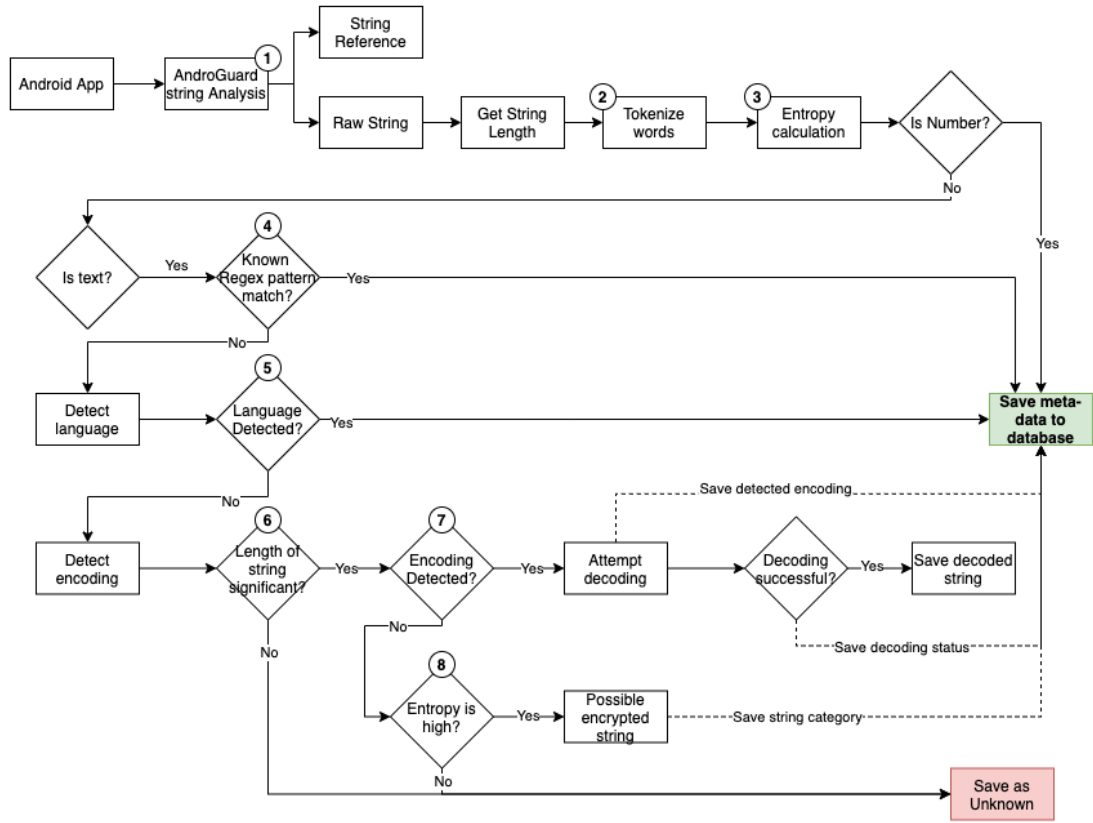


Figure 4.2: Process of string meta data enrichment.

1. The first step is to scan the app with AndroGuard and save all the strings and references. We calculate the string length and save it as well.
2. The next step is to calculate the number of words in the string. We use python's word regex for this purpose and get an estimated number of words. Note that it is possible to use more sophisticated tokenizers, but an estimate of the number of words is enough for our purposes.
3. We calculate the Shannon, Hartley, and natural entropy for every string and save them to the database. After these calculations, we check if the string is numeric. In case it is numeric, the classification ends.
4. In case the value is not numeric, we check the string against a list of regex patterns. The current list checks if the string is likely to be an SQL, URL, or path string. Moreover, we check for string patterns that common secret use. For example, we check for "—BEGIN RSA PRIVATE KEY—" to test for RSA private keys.
5. If none of our regex patterns is detected, we progress by attempting to detecting the used language. We use the polyglot library [154] which can identify over 190 different languages. Polyglot gives for the detected language a confidence score from 0 to 100, and we save both values in our database.
6. If polyglots language detection could not detect a language, we check the length of the string. If the length is under twenty characters, we save the string as an unknown category. Otherwise, we attempt to detect the encoding of the string.
7. We use the chardet library [155] to detect common encodings. In case an encoder is detected, we attempt to decode the string and save the decoded string in the database.

8. If the string length is more than 20 characters, we check if the bit entropy of the string is higher than 7. In this case, we may have detected an encrypted string, and we save this meta-information as well in the database.

We integrated the process above into FirmwareDroid. As mentioned at the beginning of this section, string analysis is a research topic on its own, and a detailed analysis of the data is outside of this project's scope. However, in total, we have collected 2'151'862'783 strings from our app corpus. It should be clear that more advanced classification techniques like Machine Learning are necessary to handle this data amount.

4.3 Dynamic Analysis of pre-installed Apps

To our knowledge, no other researcher could conduct a dynamic analysis of pre-installed apps on an emulator environment. For example, [14] conducted their dynamic analysis on the Lumen mobile traffic dataset and [13] analyzed iptable rules for their dynamic analysis. In this section, we will discuss our plans for integrating dynamic analysis of pre-installed apps into FirmwareDroid. We will show which challenges we have to overcome to make a dynamic analysis of pre-installed apps feasible.

DroidBox [85] was used in a recent study [9]. The tool offers an Android emulator especially made for Android app analysis that could monitor an app's behavior. The tool itself seems no longer to be maintained, and we, therefore, decided not to use it for our research. However, we would need something similar to analyze pre-installed apps because we do not possess the necessary hardware to test all pre-installed apps on real devices. As a consequence, we searched for alternative emulator environments that could run pre-installed apps for dynamic analysis.

Since we based FirmwareDroid's architecture on docker containers, we searched for docker based solutions that we could integrate into FirmwareDroid. Other researchers have before attempted to use docker container for Android app analysis. For example, Ngoc-Tu Chau and Souhwan Jung discuss in [156] the challenges to use docker containers for dynamic analysis. Hence, we searched for maintained docker containers and found that Google has an officially maintained repository [157] for the Android emulator.

Therefore, we attempted to run the collected pre-installed apps on the official Android emulator with a generic Android image to see what problems we would need to solve to run the apps. The installation of pre-installed apps on an Android emulator is, in many cases, more complicated than with an app from an app market. Pre-installed apps have more dependencies on the actual device than standard apps. Following, we go through some of the challenges we have to overcome to make dynamic analysis possible for pre-installed apps:

- **Emulator environment:** Android stores pre-installed apps of the system partition mainly in the system/app and system/priv-app folders. The system partition is normally read-only, and as a consequence, we cannot install new apps to the app and priv-app folders without remounting the system partition with read-write permissions. In theory it is possible on the standard emulator to remount the system partition with the *adb remount system* [158] command and the *-writable-system* [158] parameter. In practice, the tested Android emulator's images had problems rebooting the system after using these commands for remounting.

Running Android apps on an emulator has as well some implications and limitations. Apps that check the runtime environment will realize that they are run within a virtual environment and may behave differently from the hardware. As discussed in Section 3.4 there are many variables that Android apps can check to detect the runtime environment.

- **Installation:** We can install an Android app with the *adb install* command. The command will then run the package manager and install the apk in the /data/app/ folder. With pre-installed apps, we can use the *adb push* command to store the apk in the system/app or system/priv-app folder if the system partition is writeable. After copying the apk to the system partition, we have to rewrite the permissions to access the apk. We can do this with the *adb shell chmod* command. However, when trying to automate the installation process on the emulator, we came across some errors:

- *INSTALL_FAILED_NO_MATCHING_ABIS*: Failed to extract native libraries. The installation fails because the package manager could not extract the necessary native libraries. This is the case when the apk has a native library that is incompatible with the emulator’s CPU architecture. In some cases, we can solve these incompatibility problems by using another version of the Android emulator.
- *INSTALL_FAILED_UPDATE_INCOMPATIBLE*: Package *xx.xxx.xxx* signatures do not match previously installed version. This error occurs when the app we attempt to install already exists on the device and we try to install an older version of the app. We can solve this issue by removing the installed app before the installation of the new one.
- *INSTALL_FAILED_SHARED_USER_INCOMPATIBLE* *xx.xxx.xxx* has no signatures that match those in shared user android.uid.system. The error occurs if we do not use the platform key for signing the app we try to install.
- *INSTALL_FAILED_MISSING_SHARED_LIBRARY*: This error occurs when one of the native libraries in system/lib or system/lib64 does not exist or is not accessible.

Another problem we have to face is the installation sequence of apks and the app to app communication. As we have described in Section 2.7 apps can define custom permissions in their AndroidManifest.xml. Therefore some apps are dependent on others in their functionality.

- **App permissions:** We have to resign pre-installed apps with the platform key of the emulator image. Otherwise, the system will not give them the system permissions, and we have to install them in the correct directory. Some apps may implement signature checks and will not start if we resign them with a custom platform key.

Overall, these problems show that the current Android emulator is not suitable for pre-installed app analysis in many cases. What we would need to analyze pre-installed apps dynamically is the possibility to emulate a complete firmware. However, like other researchers, it is not feasible for us to provide such a solution currently.

Moreover, if we manage to install a pre-installed app on an emulator, we need to define automated test cases and tools to monitor the runtime environment. We, therefore, discuss in the next paragraphs the tools that we could use for monitoring.

In many cases Dynamic Binary Analysis (DBI) frameworks support multiple platforms, and Android is often one of them. For example, Triton [159], DynamoRIO [160], Valgrind [161] or Frida [11]. We could use these tools to analyze Android apps if we would have the environment to run the tools. For FirmwareDroid, we would integrate Frida if possible since it seems to be one of the most popular Android frameworks at the time of writing.

Frida: Frida is a DBI toolkit that allows to hook functions calls at runtime and inject code into the process. Its community provides a set of scripts to automate the process of dynamic analysis on Android. For example, the Medusa framework [90] contains modules for tracing API calls, unpacking known packers, or triggering system events. Tools like DexCalibur [162] or Runtime-Mobile-Security [163] use Frida as the core library for their dynamic analysis of Android apps.

Our idea for future FirmwareDroid versions is to integrate the possibility that users can dynamically analyze the pre-installed apps on their real phones. To do so, we integrated an adb shell library [164] into FirmwareDroid and are experimenting with Frida to automate the process. However, this feature is still experimental and only a workaround until we have an environment where we can run pre-installed apps on scale in a virtual environment.

Chapter 5

Results and Discussion

In this chapter, we summarize our findings and discuss the limitations of our work. We start in Section 5.1 with discussing our findings and progress in Section 5.2 with reviewing our project goals. In Section 5.3, we discuss our work’s current state and compare it to other studies.

5.1 Results

Our main contribution is FirmwareDroid, a tool that allows us to automate parts of the pre-installed Android apps’ security testing process. We integrated five static-analysis into FirmwareDroid: AndroGuard, APKiD, Androwarn, Qark, and VirusTotal. We used FirmwareDroid to scan more than 900’000 Android pre-installed apps and explain in Chapter 3 how we use the data of the individual scanners to identify privacy and security risk. We summarize the scanner results as following:

- **AndroGuard:** In Section 3.3 we discuss the usage of permission data and show three different examples for Android 8, 9, and 10. For our Android 10 data, we calculate how common the normal (43.4%), dangerous (13.4%), and signature (41.1%) base permissions are. Additionally, we calculate the usage of custom permissions and third party permissions. For our Android 9 data, we show the top 30 most used permissions overall and the most used third party permissions. We identify under the top 30 permission eight dangerous, eight signature, 13 normal permissions, and one permission flagged by Google not to be used by 3rd parties. For our Android 8 data, we calculate the distribution of normal, dangerous, and signature permissions and demonstrate that we can identify out-liners with a rather high permission usage.

In Section 3.3.2 we show usage statistics of our certificates in our dataset, and we spot a suspicious Samsung certificate for Android 9. We determine the average usage of a certificate per unique package name to be 4.45 for Android 8, 4.3 for Android 9, and 2.63 for Android 10 in our dataset. Moreover, we find out that 12.07% of our Android apps are signed with an insecure AOSP debugging certificate.

- **APKiD:** We detected with APKiD in nearly all Android versions, except version three and ten, using the dexlib compiler. Attackers use the dexlib compiler for repackaging in some cases, and we see it as an indicator for suspicious activity. Our scan results show that we have for Android 7 2’395 apps, for Android 8’258 apps, and for Android 9’295 apps that use the dexlib compiler. Furthermore, we show the usage of obfuscators, packers, and anti-VM techniques for all Android versions.
- **Androwarn:** We demonstrate that we can use the Androwarn reports to identify apps with access to privacy critical services like location, camera, or microphone. We show for the Android versions 7, 8, 9, and 10 the number of detected apps that access the microphone and camera source. Moreover, we demonstrate that we can detect the execution of UNIX commands with Androwarn to find potential vulnerabilities and identify them.

- **Quark:** We integrated the scanner into FirmwareDroid, but we could not scan the complete dataset of Android apps with Quark due to the high memory resources Quark needs. However, the tool is functional and can be used to scan smaller datasets.
- **VirusTotal:** The scan results show that 1.1% of the apps in our corpus were flagged as malicious by more than three scanners of VirusTotal. We attempted to identify if the detected malware belongs to stock or custom firmware by checking the firmware’s individual build properties for custom ROM indicators. However, we can only assume that some of the found malware belongs to stock firmware and more research is necessary to prove this assumption fully. Moreover, we scan the malware samples with APKiD and detect at least seven samples that use the dexlib 2.x compiler.

In total, we have collected 5’934 firmware samples and demonstrate that we can automate the extraction process of pre-installed Android apps. In general, Android’s customizations make it difficult for us to develop a generally applicable firmware extractor, and we were not able to extract all the data from all firmware samples. We find evidence that several terabytes of firmware data are available for free on the web, and we can use the data for further research.

With TLSH and ssdeep, we integrate similarity hashing techniques into FirmwareDroid. We develop a filtering and clustering algorithm for TLSH to allow similarity analysis on scale. Our fuzzy hashing filtering algorithm describes in 3.7 allows us to reduce the search space for TLSH effectively. Our performance evaluation shows good results for datasets with 10’000 files. In best case, we can effectively reduce the search space for comparisons by 97.17% with a false positive rate of 0.24% and with a band width threshold of 13 on 10’000 files. However, we conducted our measurements on small datasets, and more time is required to test our approach on a larger dataset. Nevertheless, our TLSH filtering approach was able to index more than 1.1 million files in our test instance of FirmwareDroid.

5.2 Project Goals Review

In this section, we review the research questions that we defined at the beginning of this document in Section 1.1.

- *Can we automate the extraction of Android pre-installed apps from existing android firmware archives?*

In Section 2.3 we describe our solution for extracting pre-installed apps from Android firmware. We were able to extract pre-installed apps from 5’934 firmware archives. However, due to Androids firmware build customization, we still have firmware samples that we cannot extract with our current approach.

- *Can we detect android malware within the standard Android apps like calculator, calendar, browsers, etc.?*

Our VirusTotal scan has not shown any malicious sample for the standard Android apps. We have not found any other evidence for malicious standard apps.

- *Can we automate the static and dynamic analysis of Android firmware and apps with the existing open-source tools?*

We showed that the static analysis is possible and FirmwareDroid’s architecture allows us to integrate more static analysis tools in the future. However, as described in Section 4.3 currently the dynamic analysis of pre-installed apps is not possible due to environmental limitations.

- *0.1% of the Android apps in our corpus are malicious.*

As described in Section 3.6 around 1.1% of the app in our corpus is tagged malicious by VirusTotal. Therefore, our hypothesis is correct, and we can find malware in pre-installed apps with static analysis tools.

- *Automate the process of scanning several thousand Android app's with state of the art static and dynamic analysis tools.*

As demonstrated in Chapter 3 with FirmwareDroid, we were able to scan over 900'000 pre-installed apps and automated the process of app extraction and scanning.

- *Use fuzzy hashing techniques to detect similarities between Android apps.*

In Section 3.7 we describe how we integrated TLSH into FirmwareDroid. Even if our clustering algorithm isn't the most effective and scaling one, we can use it to cluster and search for similar TLSH hashes.

5.3 Discussion

As explained in Section 3.2 we have used a wide variate of Android firmware versions and have shown that we can extract data from numerous vendors. Similar to other studies [15, 14] we have developed a tool that can extract data from the pre-installed apps for analysis purposes. We integrated state-of-the-art tools into FirmwareDroid and scanned 5'931 firmware archives. Compared to [15] with 2'017 samples and [13] with 250 firmware samples, we have collected the largest number of Android firmware samples and have shown that we can extend our dataset with several terabytes of data from various web sources.

Similar to [14] we were not able to integrate dynamic analysis in our project. In Section 4.3 we have stated the major problems that hindered us in integrating a dynamic analysis into FirmwareDroid. We have to conduct more research and engineering before the dynamic analysis of Android apps will be feasible in emulated environments.

5.3.1 Limitations of our work

App extraction: Even if it is technically possible with the current implementation, we did not extract the pre-installed apps from other partitions than the system partition. Images like vendor, oem, or product can contain hundreds of pre-installed apps, but we decided not to include them in this study due to time and storage limitations. We will discuss further plans of our research in Section 6.1. As discussed in Section 2.3 we developed the first version of our extractor for Android pre-installed apps and were able to index 6.5 terabytes of the firmware. However, we could not develop a tool that can extract all firmware archives from every vendor. At the time of writing, we have around 3'200 samples in our dataset that we could not import.

Dynamic analysis: As discussed in Section 4.3 the dynamic analysis of pre-installed apps has fundamental differences compared to analyzing standard apps. There are several challenges to overcome when installing a pre-installed app on another device and on scale. We show in Section 4.3 that we can set up several Android emulators in a docker environment but that the dependencies of pre-installed apps make testing on an emulator problematic.

Our goal was to analyze pre-installed apps at scale and without using hardware. We tested, therefore, the capabilities of dockerized Android emulators with Google and generic Android images. The major problems we had are that the pre-installed apps have environment dependencies that we cannot full fill within our virtual environment. The docker emulators do not work as intended on our hardware.

5.3.2 Android Customization

The customization of Android Firmware has many advantages when it comes to supporting platform-specific architectures or builds. However, a clear disadvantage of these customizations is that they make security analysis more complicated. There are many customizations and special cases that make it often impossible to automate a process that entirely fits all the customizations. An example showing these problems is extracting all pre-installed apps from the system.img. Vendors do not follow any naming conventions for such files and therefore we had to find a solution to detect the correct system.img file for the extraction of pre-installed apps. Another customization is differing compression-, chunk- or partition methods from vendor to vendor. Such customizations make it difficult to automate the extraction of pre-installed apps.

These are just some of many examples that show that the customization of the Android firmware has its downside. It can lead to the fact that automated security analysis needs to cover these customizations to be effective.

Chapter 6

Future Work and Conclusion

In this chapter, we discuss ideas for enhancing FirmwareDroid and possible research directions for future work. We will start in Section 6.1 with giving an overview of possible research topics. We then discuss in Section 6.1.1 enhancements to FirmwareDroid. At the end of this chapter, we come to our conclusions in Section 6.2.

6.1 Future Work

In this section, we will discuss possible future research directions. We have several topics that we could not discuss in this project and integrate more tools and data to FirmwareDroid for research purposes. Following an overview of ideas:

- **Dataset:** As we have explained in Section 2.2 several websites are offering Android firmware for free. In our study, we were only able to analyze a small subset of the available data on the web. To further investigate the Android firmware eco-system, we could extend our firmware dataset to include device-specific firmware. For example, we could analyze Android firmware for devices like TVs or cars to see any major security and privacy differences.
- **Partitions:** Our analysis focused on the system partition of an Android firmware. To further extend our research, we could focus future research on different partitions. For example, we could analyze customizations added to the boot image and the Android kernel.
- **Permission analysis:** Our analysis in Chapter 3 shows example statistics for permission usages. Our research could further progress by automating the analysis of permissions usage with additional data analysis techniques. For example, we could focus on the the custom permission usage of pre-installed apps’.
- **Malware analysis:** As we have shown, scanners like VirusTotal can identify malware samples in our dataset with high confidentiality. During this thesis, we did not perform a detailed analysis of these samples. Future research could analyze the pre-installed malware that we found or use techniques like fuzzy hashing to detect unknown malware.
- **Static Taint Analysis:** In our research, we did not include any static taint analysis tool into FirmwareDroid. During the study, we have tested if it was possible to include FlowDroid [88], AndroGuard’s graph representation, and other static taint analysis tools into our environment. However, the main problem we faced is that most of the available static taint analysis tools have high requirements for computation power and do not scale well. We, therefore, decided not to include any of the currently available tools into FirmwareDroid. Nevertheless, in a future release, it would make sense to include static taint analysis tools into FirmwareDroid.
- **Library Detection:** One way to develop Android malware is to create a malicious library that developers then include into their app. To our knowledge, no open-source tools for Android exist that can detect such malicious libraries. In general, identifying libraries can be

useful for detecting vulnerabilities and several researchers tried to identify which libraries app developers include in their Android apps. For example, Michael Backes et al. have shown that they were able to identify the use of vulnerable cryptographic libraries in [26]. The problem with most of these approaches is that they need a reference dataset of libraries and cannot fingerprint unknown libraries. To our knowledge, there are no open-source library detection tools that can be included in FirmwareDroid at the time of writing. The mentioned approaches in Section 1.3 were all unmaintained or did not scale on our dataset.

- **Enriching the data:** As shown in Section 4.2.2 we can enrich some of the collected data with meta-data from other tools and libraries. Such enrichment can help us in analyzing the data when we search for something specific. However, we did not enrich other parts of our dataset. For example, we could classify all the pre-installed apps in categorizing as the Google Play Store does. Such could be useful for filtering the database if we want to conduct studies on a specific class of apps.
- **Analysing other files of interest:** From the firmware, we can extract several security-relevant files. For example, CA certificates, host files, cron jobs, or the `united.rc`. To analyze these files in detail, we need to integrate or build more modules or scanners into FirmwareDroid.
- **Firmware Fingerprinting and Rating:** At the time of writing, there are no tools known which allow fingerprinting Android firmware. We think fingerprinting firmware could help identify if the firmware is a custom ROM or an official stock ROM. As we have discussed in Section 3.2 there are some methods to identify if a firmware archive was signed with debugging certificates. However, since Android does not use a PKI, we cannot fully rely on such methods. The challenge in fingerprinting firmware is how to verify if a firmware belongs to a specific vendor without using a PKI. Some vendors like Google release their firmware with checksums, and this allows us to verify their firmware. For other vendors, we cannot rely on an official source to do so. However, it is thinkable to integrate a scoring system for firmware archives that measures a firmware’s trustworthiness by different indicators and scores the results as proposed by [17]. In some cases where we can detect modified build properties or malicious apps, we could create a blacklist for malicious firmware at least.

6.1.1 Future of FirmwareDroid

The current version of FirmwareDroid uses AppVeyor for testing our docker builds. However, If we want to progress with this project, we will need to implement more unit and integration tests for the core components. The integration of code quality tools should be one of the first steps to proceed with this project. We think this will help in keeping the source code maintainable and expendable.

Another point is securing the REST API by adding validation and sanitation of inputs. The current API version already has some basic validation and sanitation methods integrated, but we consider the API as insecure and not ready for a release without automated tests. We added basic authentication and JWT token-based authentication to the API, and all API endpoints enforce authentication, but we do not have a role based security concept for the API so far.

Furthermore, we need to optimize the current database schema for larger datasets. Querying on the current implementation can be slow when the query contains not index fields like arrays. Moreover, we need to create an index for common query fields like the package name and the apk filename. Indexing should increase the performance of querying the database and help us in managing even larger databases. Another point is to support MongoDB clustering to increase the computation power of the database. During development, tests have shown that our MongoDB docker container can reject connections when it is under heavy load. We think this can lead to problems if we try to increase the number of docker containers.

- **Build-prop:** At the moment, the `build.prop` parser of FirmwareDroid does not index referenced property files. If a `build.prop` file uses the `import` statement, it references another `build.prop` file in the file-system and includes its key-value pairs. Enhancing the parser to

follow the referenced files should solve the problem of not getting the version value of some firmware archives.

- **DAC and SELinux policies:** Hernandez et al. show in [18] that the static analysis of Android firmware DAC and SELinux policies is feasible and can be used to detect vulnerabilities. The integration of a tool like [18] into FirmwareDroid would be a major step in analyzing one of the core security features of Android firmware.
- **Similarity analysis:** Edward Raff et al. describe in [22] how the Lempel-Ziv Jaccard distance is an alternative to ssdeep and sdhash. To our knowledge, no publication explains how to use the Lempel-Ziv Jaccard distance at scale for malware clustering. Integrating Lempel-Ziv Jaccard distance into FirmwareDroid could help researchers develop effective cluster algorithms that we could use at scale.
- **Detecting malicious certificates:** We show in Section 3.3.2 that threat actors can create fake certificates, and if poorly created, we can detect such threads in some cases even without a PKI. However, we had to conduct our certificate analysis to spot such a thread manually, and it is desirable to automate the detection process. Creating a collection of certificate fingerprints for genuine certificates from real devices or OS vendors could significantly increase such threads' detection rates.

One of our docker architecture's core aspects is that we can integrate more open source tools for scanning apps. Therefore, it is a logical next step to integrate and test more static analysis tools into FirmwareDroid. Following some tools that we are likely to integrate with future versions.

- **Exodus** [8]: Exodus is a French non-profit platform and static analysis tool for detecting Android trackers. At the time of writing, Exodus can detect 323 different trackers. We can use the tool as an online service¹ or as well as a standalone command-line tool [8]. An Exodus report gives us some insights on which trackers exist within an apk file. We can use this information to model the relationships between app developers and tracker companies.
- **Androbug** [36]: The AndroBugs framework is a python 2.7 based vulnerability scanner. Its core is based on a modified version of the AndroGuard tool. It extends AndroGuard to scan for common app vulnerabilities like broken WebView configs or exported components without permission checks. The AndroBug framework was designed for scaling mass scans and was used to find several security vulnerabilities [36]. The tool itself seems to be no longer maintained. However, refactoring and integrating Androbug into FirmwareDroid could help to find vulnerabilities in older Android apps.
- **Quark-Enigne** [92]: As we have seen in Chapter 3 the current version of FirmwareDroid has some vulnerability scanners included but no tool for malware detection. Quark-Engine is an open-source malware scoring system that claims to be obfuscation resilient.
- **SUPER Android Analyzer** [95]: SUPER is another vulnerability scanner for Android apps. It is based on Rust and has extendible rules set for detecting vulnerabilities. It's a command-line tool, and It can generate JSON and HTML reports of the scanning results.

We may include other static analysis tools depending on the data they offer. Moreover, if at some point the dynamic analysis of pre-installed apps is feasible we will include Frida to automate the analysis process further.

¹<https://reports.exodus-privacy.eu.org/en/>

6.2 Conclusion

In our work, we have developed a web service capable of extracting and scanning Android apps from firmware. Other researchers [14, 15] have implemented similar tools. Despite the research on this field to our knowledge, no open-source software exists that automated Android firmware analysis. We could not reproduce other researchers' results or continue their work. Therefore we implemented FirmwareDroid with the ambition to be scaling and capable of reproducing some of the results other researchers have shown. FirmwareDroid's docker architecture allows it to scale, and we will integrate more tools in future versions.

As discussed in this chapter, we still have many features to be integrated and issues to be solved before we can completely automate the process of analyzing pre-installed apps. Nevertheless, we think that the current set of features has shown its use. As discussed in Chapter 3 we can use FirmwareDroid to create statistic reports of any arbitrary set of Android firmware or Android apps.

Future investigations are necessary to validate the kinds of conclusions that can be drawn from this study. However, our analysis shows that pre-installed apps can be a risk for the users privacy and that many firmware samples contain malicious apps. We showed that Malware detection tools like VirusTotal, together with other scanners, can help in identifying malicious pre-installed app. Furthermore, we think that enriching FirmwareDroid with TLSH fuzzy hashing and clustering of similar binaries is a great feature to identify new malware.

With the release of Android11 new changes to Android's permission model were released [165]. Including features like one time permissions, location monitoring, and API quotas. These features show that Android is continuously improving its security and privacy features. Nonetheless, we believe that it is well justified to have independent testing software for showing where Android's security is still lacking and to monitor vendor made customizations. We will therefore progress with improving FirmwareDroid and add as well support for Android 11 at some point. Overall we think this study has accomplished it's goals even when many questions still remain unanswered.

6.3 Acknowledgment

First of all, I would like to thank my professor Dr. Bernhard Tellenbach for all the support. I very much appreciated the excellent technical discussions and the feedback. Moreover, I would like to thank the following people or organizations:

- Thanks to VirusTotal [96] for giving us free access to their web API for over six months. Your support team is awesome!
- Thanks to all the open-source developers for creating such awesome tools for analyzing Android.
- Thanks to all the people taking the time to read and review this document.

Thanks for all the support of my family, girlfriend, friends, and cats. You are awesome!

Chapter 7

Directories

Bibliography

- [1] Vojtech Bocek and Nikolaos Chrysaidos, “Avast threat labs analyzed malware that has affected thousands of users around the world,” May 2018. [Online]. Available: <https://blog.avast.com/android-devices-ship-with-pre-installed-malware>
- [2] Bernhard Grill and Megan Ruthven and Xin Zhao, “Detecting and eliminating chamois, a fraud botnet on android,” March 2017. [Online]. Available: <https://android-developers.googleblog.com/2017/03/detecting-and-eliminating-chamois-fraud.html>
- [3] —, “Triada: organized crime on android,” March 2016. [Online]. Available: <https://www.kaspersky.com/blog/triada-trojan/11481/>
- [4] *APKiD*. Rednaga, July 2016, slides online available at: <http://hitcon.org/2016/CMT/slide/day1-r0-e-1.pdf>. [Online]. Available: <https://github.com/rednaga/APKiD>
- [5] “Quick android review kit,” LinkedIn Corp, 2015. [Online]. Available: <https://github.com/linkedin/qark/>
- [6] Thomas Debize, “Androwarn,” 2012. [Online]. Available: <https://github.com/maaaaz/androwarn>
- [7] Anthony Desnos, “Androguard,” July 2014. [Online]. Available: <https://github.com/androguard/androguard>
- [8] (2017) Exodus privacy. [Online]. Available: <https://reports.exodus-privacy.eu.org/en/>
- [9] Martín García, Alejandro and Lara-Cabrera, Raul and Camacho, David, “A new tool for static and dynamic android malware analysis,” September 2018, source code available at <https://github.com/alexMyG/AndroPyTool>. [Online]. Available: https://www.researchgate.net/publication/326717726_A_new_tool_for_static_and_dynamic_Android_malware_analysis
- [10] Wei, Fengguo and Roy, Sankardas and Ou, Xinming and Robby, “Amandroid: A precise and general inter-component data flow analysis framework for security vetting of android apps,” *ACM Trans. Priv. Secur.*, vol. 21, no. 3, Apr. 2018, code available at: <https://github.com/fgwei/amandroid-build>. [Online]. Available: <https://doi.org/10.1145/3183575>

- [11] Ole André V. Ravnås and Håvard Sørbø, “Frida source code,” July 2014. [Online]. Available: <https://github.com/frida/frida>
- [12] (2020) The global standard for iot security. [Online]. Available: <https://www.ioxtalliance.org/>
- [13] Zheng, Min and Sun, Mingshen and Lui, John C.s, “Droidray: A security evaluation system for customized android firmwares,” 06 2014.
- [14] Julien Gamba and Mohammed Rashed and Abbas Razaghpanah and Juan Tapiador and Narseo Vallina-Rodriguez, “An analysis of pre-installed android software,” *CoRR*, vol. abs/1905.02713, 2019. [Online]. Available: <http://arxiv.org/abs/1905.02713>
- [15] M. Elsabagh, R. Johnson, A. Stavrou, C. Zuo, Q. Zhao, and Z. Lin.
- [16] (2016, February) Publish or perish. [Online]. Available: <https://harzing.com/resources/publish-or-perish>
- [17] Billy Lau and Jiexin Zhang and Alastair R. Bereford and Daniel Thomas and Rene Mayrhofer, “Uraniborg’s device preloaded app risks scoring metrics,” August 2020. [Online]. Available: https://ins.jku.at/publications/2020/Lau_2020_Uraniborg_Scoring_Whitepaper_20200827.pdf
- [18] Grant Hernandez and Dave (Jing) Tian and Anurag Swarnim Yadav and Byron J. Williams and Kevin R.B. Butler, “Bigmac: Fine-grained policy analysis of android firmware,” in *29th USENIX Security Symposium (USENIX Security 20)*. USENIX Association, Aug. 2020, pp. 271–287. [Online]. Available: <https://www.usenix.org/conference/usenixsecurity20/presentation/hernandez>
- [19] Oliver, Jonathan and Cheng, Chun and Chen, Yanggui, “Tlsh – a locality sensitive hash,” November 2013, pp. 7–13.
- [20] Kornblum, Jesse, “Kornblum, j.: Identifying almost identical files using context triggered piecewise hashing. digital investigation 3(suppl.), 91-97,” *Digital Investigation*, vol. 3, pp. 91–97, September 2006.
- [21] Roussev, Vassil, “Data fingerprinting with similarity digests,” vol. 337, January 2010, pp. 207–226.
- [22] Edward Raff and Charles Nicholas, “Lempel-ziv jaccard distance, an effective alternative to ssdeep and sdhash,” *Digital Investigation*, vol. 24, pp. 34 – 49, 2018. [Online]. Available: <http://www.sciencedirect.com/science/article/pii/S1742287617302566>
- [23] N. Naik, P. Jenkins, N. Savage, and L. Yang, “Cyberthreat hunting - part 2: Tracking ransomware threat actors using fuzzy hashing and fuzzy c-means clustering,” in *2019 IEEE International Conference on Fuzzy Systems (FUZZ-IEEE)*, 2019, pp. 1–6.
- [24] Parvez Faruki and Vijay Laxmi and Ammar Bharmal and M.S. Gaur and Vijay Ganmoor, “Androsimilar: Robust signature for detecting variants of android malware,” *Journal of Information Security and Applications*, vol. 22, pp. 66 – 80, 2015, special Issue on Security of Information and Networks. [Online]. Available: <http://www.sciencedirect.com/science/article/pii/S2214212614001471>
- [25] Ali, Muqet and Hagen, Josiah and Oliver, Jonathan, “Scalable malware clustering using multi-stage tree parallelization,” in *2020 IEEE International Conference on Intelligence and Security Informatics (ISI)*. IEEE, 2020, pp. 1–6.
- [26] Backes, Michael and Bugiel, Sven and Derr, Erik, “Reliable third-party library detection in android and its security applications,” in *Proceedings of the 2016 ACM SIGSAC Conference on Computer and Communications Security*, ser. CCS ’16. New York, NY, USA: Association for Computing Machinery, October 2016, p. 356–367. [Online]. Available: <https://doi.org/10.1145/2976749.2978333>

- [27] Ma, Ziang and Wang, Haoyu and Guo, Yao and Chen, Xiangqun, “Libradar: Fast and accurate detection of third-party libraries in android apps,” in *Proceedings of the 38th International Conference on Software Engineering Companion*, ser. ICSE ’16. New York, NY, USA: Association for Computing Machinery, May 2016, p. 653–656. [Online]. Available: <https://doi.org/10.1145/2889160.2889178>
- [28] M. Li and W. Wang and P. Wang and S. Wang and D. Wu and J. Liu and R. Xue and W. Huo, “Libd: Scalable and precise third-party library detection in android markets,” in *2017 IEEE/ACM 39th International Conference on Software Engineering (ICSE)*, 2017, pp. 335–346. [Online]. Available: <https://ieeexplore.ieee.org/abstract/document/7985674>
- [29] Y. Zhang and J. Dai and X. Zhang and S. Huang and Z. Yang and M. Yang and H. Chen, “Detecting third-party libraries in android applications with high precision and recall,” in *2018 IEEE 25th International Conference on Software Analysis, Evolution and Reengineering (SANER)*, March 2018, pp. 141–152.
- [30] F. Palma and N. Realista and C. Serrão and L. Nunes and J. Oliveira and A. Almeida, “Automated security testing of android applications for secure mobile development,” in *2020 IEEE International Conference on Software Testing, Verification and Validation Workshops (ICSTW)*, 2020, pp. 222–231. [Online]. Available: <https://ieeexplore.ieee.org/document/9155681>
- [31] Amr Amin and Amgad Eldessouki and Menna Magdy and Nouran Abdeen and Hanan Hindy and Islam Hegazy, “Androshield: Automated android applications vulnerability detection, a hybrid static and dynamic analysis approach,” *Information*, vol. 10, October 2019, code available at: <https://github.com/AmrAshraf/AndroShield>. [Online]. Available: <https://www.mdpi.com/2078-2489/10/10/326/pdf>
- [32] Łukasz Siewierski, “Challenges in android supply chain analysis,” February 2020. [Online]. Available: https://www.youtube.com/watch?v=9IozYfGWoRE&feature=youtu.be&ab_channel=RSACConference
- [33] Julien Gamba and Mohammed Rashed and Abbas Razaghpanah, Juan Tapiador and Narseo Vallina-Rodriguez, “An analysis of pre-installed android software,” May 2020. [Online]. Available: https://www.youtube.com/watch?v=YNv-0Golbf4&ab_channel=IEEESymposiumonSecurityandPrivacy
- [34] Maddie Stone, “Securing the system: A deep dive into reversing android pre-installed apps,” January 2020. [Online]. Available: https://www.youtube.com/watch?v=U6qTpcFuFc&ab_channel=BlackHat
- [35] Giovanni Vigna. (2018, May) How automated vulnerability analysis discovered hundreds of android 0-days. [Online]. Available: https://www.youtube.com/watch?v=CPn8UwJsJu4&ab_channel=RSACConference
- [36] Yu-Cheng Lin, “Androbugs framework,” November 2015, conference Talk: <https://www.blackhat.com/docs/eu-15/materials/eu-15-Lin-Androbugs-Framework-An-Android-Application-Security-Vulnerability-Scanner.pdf>. [Online]. Available: https://github.com/AndroBugs/AndroBugs_Framework
- [37] Kevin McNamee. (2013, December) How to build a spyphone. [Online]. Available: https://www.youtube.com/watch?v=LicdrZwmHQo&ab_channel=BlackHat
- [38] Lorenz Liebler. (2019, March) Toward exact and inexact approximate matching of executable binaries. [Online]. Available: https://www.youtube.com/watch?v=-C4UiAwdvwM&feature=youtu.be&ab_channel=DFRWS
- [39] Google. (2020) Images. [Online]. Available: <https://source.android.com/devices/bootloader/partitions-images>

- [40] —. (2020) Standard partitions. [Online]. Available: <https://source.android.com/devices/bootloader/partitions>
- [41] —. (2020) Bootloader overview. [Online]. Available: <https://source.android.com/devices/bootloader>
- [42] —. (2020) Using vendor overlay. [Online]. Available: <https://source.android.com/devices/bootloader/partitions/system-as-root#using-vendor-overlay>
- [43] —. (2020) Runtime resource overlays. [Online]. Available: <https://source.android.com/devices/architecture/rros>
- [44] —. (2020) Odm partitions. [Online]. Available: <https://source.android.com/devices/bootloader/partitions/odm-partitions>
- [45] —. (2020) Android 11 release notes. [Online]. Available: <https://source.android.com/setup/start/android-11-release>
- [46] —. (2020) Vendor boot partitions. [Online]. Available: <https://source.android.com/devices/bootloader/partitions/vendor-boot-partitions>
- [47] —. (2020) Factory images for nexus and pixel devices. [Online]. Available: <https://developers.google.com/android/images>
- [48] (2020) Puppeteer. [Online]. Available: <https://github.com/puppeteer/puppeteer/>
- [49] (2020) Jdownloader2. [Online]. Available: <https://jdownloader.org/jdownloader2>
- [50] (2020) simg2img. [Online]. Available: <https://github.com/anestisb/android-simg2img>
- [51] (2020) Fuse ext2. [Online]. Available: <https://github.com/alperakcan/fuse-ext2>
- [52] Ubi reader github repository. [Online]. Available: https://github.com/jrspruitt/ubi_reader
- [53] Samsung Research America. (2017, May) Whitepaper: Samsung knox™ security solution. [Online]. Available: <https://images.samsung.com/is/content/samsung/p5/global/business/mobile/SamsungKnoxSecuritySolution.pdf>
- [54] —. (2020, June) Emui 10.1 security technical white paper. [Online]. Available: <https://consumer-img.huawei.com/content/dam/huawei-cbg-site/common/campaign/privacy/whitepaper/emui-10-security-technical-white-paper-v1.pdf>
- [55] (2020) Aosp-mirror. [Online]. Available: https://github.com/aosp-mirror/platform_build/tree/master/target/product/security
- [56] Google. Android verified boot 2.0. [Online]. Available: <https://android.googlesource.com/platform/external/avb/+master/README.md>
- [57] (2020) dm-verity. [Online]. Available: <https://www.kernel.org/doc/html/latest/admin-guide/device-mapper/verity.html>
- [58] M. Broz. (2020, August) Dmverity. [Online]. Available: <https://gitlab.com/cryptsetup/cryptsetup/-/wikis/DMVerity>
- [59] Sami Tolvanen. (2016, July) Strictly enforced verified boot with error correction. [Online]. Available: <https://android-developers.googleblog.com/2016/07/strictly-enforced-verified-boot-with.html>
- [60] Google. (2020) Implementing dm-verity. [Online]. Available: <https://source.android.com/security/verifiedboot/dm-verity>
- [61] —. (2020) Boot flow. [Online]. Available: <https://source.android.com/security/verifiedboot/boot-flow>

-
- [62] (2015) Jadx. [Online]. Available: <https://github.com/skylot/jadx>
- [63] (2016) Apktool. [Online]. Available: <https://github.com/iBotPeaches/Apktool>
- [64] Google. (2020, October) Apk signature scheme v3. [Online]. Available: <https://source.android.com/security/apksigning/v3>
- [65] —. (2020, September) Apk signature scheme v2. [Online]. Available: <https://source.android.com/security/apksigning/v2>
- [66] —. (2020, September) Apk signature scheme v4. [Online]. Available: <https://source.android.com/security/apksigning/v4>
- [67] —. (2020) Apsigner. [Online]. Available: <https://developer.android.com/studio/command-line/apksigner>
- [68] —. (2020, August) zipalign. [Online]. Available: <https://developer.android.com/studio/command-line/zipalign>
- [69] The kernel development community. (2020) fs-verity: read-only file-based authenticity protection. [Online]. Available: <https://www.kernel.org/doc/html/latest/filesystems/fsverity.html#merkle-tree>
- [70] Theodore Ts'o, "File system-level integrity protection." Oakland, CA: USENIX Association, Feb. 2018.
- [71] Google. (2020) Privileged permission allowlisting. [Online]. Available: <https://source.android.com/devices/tech/config/permissions-allowlist>
- [72] —. (2020) Discretionary access control (dac). [Online]. Available: <https://source.android.com/devices/tech/config/filesystem>
- [73] —. (2020) Selinux concepts. [Online]. Available: <https://source.android.com/security/selinux/concepts>
- [74] —. (2020) Android file system config file. c source code. [Online]. Available: https://cs.android.com/android/platform/superproject/+/-/master:system/core/libcutils/include/private/android_filesystem_config.h
- [75] —. (2020) Manifest.permission. [Online]. Available: <https://developer.android.com/reference/android/Manifest.permission>
- [76] —. (2020) Aosp selinux policy repository. [Online]. Available: <https://android.googlesource.com/platform/system/sepolicy/+/-/refs/heads/master>
- [77] —. (2020) Implementing selinux. [Online]. Available: https://source.android.com/security/selinux/implement.html#key_files
- [78] —. (2018, February) Selinux for android 8.0. [Online]. Available: https://source.android.com/security/selinux/images/SELinux_Treble.pdf
- [79] Richard Haines. (2014, September) The selinux notebook. [Online]. Available: https://freecomputerbooks.com/books/The_SELinux_Notebook-4th_Edition.pdf
- [80] Google. (2020) <permission>. [Online]. Available: <https://developer.android.com/guide/topics/manifest/permission-element>
- [81] —. (2020) <manifest>. [Online]. Available: <https://developer.android.com/guide/topics/manifest/manifest-element>
- [82] Mirzaei, Omid and De Fuentes, José María and Tapiador, J. and González-Manzano, Lorena, "Androdet: An adaptive android obfuscation detector," *Future Generation Computer Systems*, vol. 90, 08 2018, code available at: <https://github.com/OMirzaei/AndroDet>. [Online]. Available: <https://www.sciencedirect.com/science/article/pii/S0167739X18309312>
-

-
- [83] Google. apkanalyzer. [Online]. Available: <https://developer.android.com/studio/command-line/apkanalyzer>
- [84] ——. (2020) Classyshark. [Online]. Available: <https://github.com/google/android-classyshark>
- [85] Desnos, Anthony and Lantz, Patrik. (2011) Droidbox: An android application sandbox for dynamic analysis. [Online]. Available: <https://github.com/pjlantz/droidbox>
- [86] Jeff Perkins and Michael Gordon, “Droidsafe,” Massachusetts Institute of Technology Cambridge United States, Tech. Rep., December 2016, code available at: <https://github.com/MIT-PAC/droidsafe-src>. [Online]. Available: <https://apps.dtic.mil/sti/pdfs/AD1023840.pdf>
- [87] Bruno Morisson and Claudio Andre. (2018, Februar) Droidstatx. [Online]. Available: <https://github.com/clviper/droidstatx>
- [88] Steven Arzt, “Static data flow analysis for android applications,” Ph.D. dissertation, Technische Universität, Darmstadt, 2017, code available at: <https://github.com/secure-software-engineering/FlowDroid>. [Online]. Available: <http://tuprints.ulb.tu-darmstadt.de/5937/>
- [89] Tim Strazzere. (2015, March) Maldrolyzer. [Online]. Available: <https://github.com/malroid/maldrolyzer>
- [90] (2020) Medusa. [Online]. Available: <https://github.com/Ch0pin/medusa>
- [91] (2016) Mobile-security-framework. [Online]. Available: <https://github.com/MobSF/Mobile-Security-Framework-MobSF>
- [92] (2019) Quark engine. [Online]. Available: <https://github.com/quark-engine/quark-engine>
- [93] Merlo, Alessio and Georgiu, Gabriel Claudiu, *RiskInDroid: Machine Learning-Based Risk Analysis on Android*. Springer International Publishing, 2017, pp. 538–552, code available at: <https://github.com/ClaudiuGeorgiu/RiskInDroid>. [Online]. Available: https://doi.org/10.1007/978-3-319-58469-0_36
- [94] (2013) Smali-cfgs. [Online]. Available: <https://github.com/EugenioDelfa/Smali-CFGs>
- [95] (2016) Super android analyzer. [Online]. Available: <https://github.com/SUPERAndroidAnalyzer/super>
- [96] (2004) Virustotal. [Online]. Available: <https://www.virustotal.com/>
- [97] (2020) Android aosp keys. [Online]. Available: https://github.com/wfairclough/android_aosp_keys
- [98] Google. (2020) Compiling with jack for android 6.0–8.1. [Online]. Available: <https://source.android.com/setup/build/jack>
- [99] (2020) Smali / backsmali github source page. [Online]. Available: <https://github.com/JesusFreke/smali>
- [100] (2015) Aamo: Another android malware obfuscator. [Online]. Available: <https://github.com/necst/aamo/>
- [101] (2019) Gda. [Online]. Available: <https://github.com/charles2gan/GDA-android-reversing-Tool>
- [102] (2018) Jd-java decompiler. Code at <https://github.com/java-decompiler/jd-gui>. [Online]. Available: <https://java-decompiler.github.io/>
- [103] (2020) Advobfuscator github source page. [Online]. Available: <https://github.com/andrivet/ADVobfuscator>
-

- [104] (2020) Deoptfuscator: Automated deobfuscation of android bytecode using compilation optimization. [Online]. Available: <https://github.com/Gyoonus/deoptfuscator>
- [105] P. Software. (2019) Jeb. [Online]. Available: <https://www.pnfsoftware.com/index.php>
- [106] (2020) Allatori official page. [Online]. Available: <http://www.allatori.com/>
- [107] (2020) Apkprotect github page. [Online]. Available: <https://github.com/ijiami/ApkProtect>
- [108] (2020) Jeb. [Online]. Available: <https://github.com/maiyaol988/deobf>
- [109] (2020) Appsuit official site. [Online]. Available: <https://www.stealien.com/en/products/series>
- [110] (2020) Paranoid deobfuscator. [Online]. Available: <https://github.com/giacomoferretti/paranoid-deobfuscator>
- [111] (2020) Preemptive official page. [Online]. Available: <https://www.preemptive.com/products/dasho/overview>
- [112] (2020) Dexguard: Android app security. [Online]. Available: <https://www.guardsquare.com/en/products/dexguard>
- [113] (2020) Dexprotector. [Online]. Available: <https://dexprotector.com/>
- [114] (2020) Gemalto mobile security core, robust mobile software security, the corner stone of trusted digital identity. Official webpage: www.gemalto.com. [Online]. Available: <https://www.thalesgroup.com/en/markets/digital-identity-and-security/government/identity/digital-identity-services/mobile-software-security>
- [115] (2020) Kiwisec official website. [Online]. Available: <https://en.kiwisec.com/product/online-encrypt.html>
- [116] Simone Aonzo and Gabriel Claudiu Georgiu and Luca Verderame and Alessio Merlo, “Obfuscapk: An open-source black-box obfuscation tool for android apps,” *SoftwareX*, vol. 11, p. 100403, 2020. [Online]. Available: <http://www.sciencedirect.com/science/article/pii/S2352711019302791>
- [117] Pascal Junod and Julien Rinaldini and Johan Wehrli and Julie Michielin, “Obfuscator-LLVM – software protection for the masses,” in *Proceedings of the IEEE/ACM 1st International Workshop on Software Protection, SPRO’15, Firenze, Italy, May 19th, 2015*, B. Wyseur, Ed. IEEE, 2015, pp. 3–9.
- [118] (2020) Safeengine official site. [Online]. Available: <http://www.safengine.com/>
- [119] (2020) Stringer java obfuscator. [Online]. Available: <https://jfxstore.com/stringer/>
- [120] (2020) Promonshield official webpage. [Online]. Available: <https://promon.co/>
- [121] (2020) Enigma. [Online]. Available: <https://github.com/christopherney/Enigma>
- [122] (2016) Paranoid. [Online]. Available: <https://github.com/MichaelRocks/paranoid>
- [123] (2017) simple-obfs for android. [Online]. Available: <https://github.com/shadowsocks/simple-obfs-android>
- [124] (2016) Androidlibrary. [Online]. Available: <https://github.com/StringCare/AndroidLibrary>
- [125] (2019) Aesjniencrypt. [Online]. Available: <https://github.com/BruceWind/AESJniEncrypt>
- [126] (2019) Aabresguard. [Online]. Available: <https://github.com/bytedance/AabResGuard>
- [127] (2018) Rotacsufbo. [Online]. Available: <https://github.com/itemic/rotacsufbo>
- [128] (2018) Robfuscate. [Online]. Available: <https://github.com/heruoxin/Robfuscate>

- [129] (2018) Andropgan. [Online]. Available: <https://github.com/tianwaifeidie/AndrOpGAN>
- [130] (2017) Android-code-obfuscation-checker. [Online]. Available: https://github.com/SITSecureSoftwareDevelopmentTeam/AEON_Obfuscation
- [131] (2020) Inter-procedural control flow graph obfuscation tool for android. [Online]. Available: <https://github.com/Anttree1563/ICFGO>
- [132] Leo Sei. (2020) The path to dx deprecation. [Online]. Available: <https://android-developers.googleblog.com/2020/02/the-path-to-dx-deprecation.html>
- [133] (2020) Yara github source page. [Online]. Available: <https://github.com/VirusTotal/yara>
- [134] (2020) Virustotal report of the skinpackvivo.apk. [Online]. Available: <https://www.virustotal.com/gui/file/06cc334dcd999c43d7db39db0511ee56121b7031e46396e2cbe92dc4fc5bb051/detection>
- [135] (2020) Malwarebytes forum: Android/adware.cootek. [Online]. Available: <https://blog.malwarebytes.com/detections/android-adware-cootek/>
- [136] Corbin Davenport. (2019, July) Google 'temporarily disables' dozens of cootek apps, including touchpal keyboard. [Online]. Available: <https://www.androidpolice.com/2019/07/17/google-temporarily-disables-dozens-of-cootek-apps-including-touchpal-keyboard/>
- [137] (2015) Android obfuscation fingerprinter. [Online]. Available: <https://github.com/veevelder/aof>
- [138] (2020) Android-code-obfuscation-checker. [Online]. Available: <https://github.com/bobby-lin/Android-Code-Obfuscation-Checker>
- [139] (2020) Guardsquare official page for proguard. [Online]. Available: <https://github.com/Guardsquare/proguard>
- [140] Ikram, Muhammad and Vallina-Rodriguez, Narseo and Seneviratne, Suranga and Kaafar, Mohamed Ali and Paxson, Vern, "An analysis of the privacy and security risks of android vpn permission-enabled apps," in *Proceedings of the 2016 Internet Measurement Conference*, ser. IMC '16. New York, NY, USA: Association for Computing Machinery, 2016, p. 349–364. [Online]. Available: <https://doi.org/10.1145/2987443.2987471>
- [141] Arp, Daniel and Spreitzenbarth, Michael and Hübner, Malte and Gascon, Hugo and Rieck, Konrad, "Drebin: Effective and explainable detection of android malware in your pocket," 02 2014.
- [142] *Open Source Similarity Digests DFRWS August 2016*, August. [Online]. Available: https://github.com/fwaris/tlsh/blob/master/DFRWS_Similarity_Digests.pdf
- [143] (2017) Lief. [Online]. Available: <https://github.com/lief-project/LIEF>
- [144] Roussev, Vassil, "An evaluation of forensic similarity hashes," *Digital Investigation*, vol. 8, 08 2011.
- [145] Python timecomplexity. [Online]. Available: <https://wiki.python.org/moin/TimeComplexity>
- [146] Flask restx. [Online]. Available: <https://github.com/python-restx/flask-restx>
- [147] Swagger.io official page. [Online]. Available: <https://swagger.io/>
- [148] Unicorn. [Online]. Available: <https://unicorn.org/>
- [149] Gevent. [Online]. Available: <http://www.gevent.org/>
- [150] Mongoengine. [Online]. Available: <http://mongoengine.org/>
- [151] Pythonrq. [Online]. Available: <https://python-rq.org/>

- [152] Martijn Grooten. (2015, November) Optimizing ssdeep for use at scale. VirsuBulletin. [Online]. Available: <https://www.virusbulletin.com/uploads/pdf/magazine/2015/vb201511-ssDeep.pdf>
- [153] Andrew Tridgell and Paul Mackerras. (1996, June) The rsync algorithm. [Online]. Available: <https://openresearch-repository.anu.edu.au/bitstream/1885/40765/3/TR-CS-96-05.pdf>
- [154] (2021, January) Polyglot github repository. [Online]. Available: <https://github.com/aboSamoor/polyglot>
- [155] (2021, January) Chardet: The universal character encoding detector - github repository. [Online]. Available: <https://github.com/chardet/chardet>
- [156] Ngoc-Tu Chau and Souhwan Jung, “Dynamic analysis with android container: Challenges and opportunities,” *Digital Investigation*, vol. 27, pp. 38 – 46, 2018. [Online]. Available: <http://www.sciencedirect.com/science/article/pii/S1742287618301257>
- [157] (2021, January) Android emulator container scripts. [Online]. Available: <https://github.com/google/android-emulator-container-scripts>
- [158] Google. Start the emulator from the command line. [Online]. Available: <https://developer.android.com/studio/run/emulator-commandline>
- [159] Saudel, Florent and Salwan, Jonathan, “Triton: A dynamic symbolic execution framework,” in *Symposium sur la sécurité des technologies de l’information et des communications*, ser. SSTIC, Rennes, France, July 2015, pp. 31–54, code available at: <https://github.com/JonathanSalwan/Triton>.
- [160] Dynamorio. [Online]. Available: <https://dynamorio.org/>
- [161] Valgrind. [Online]. Available: <https://www.valgrind.org/>
- [162] (2020) Dexcalibur github repository. [Online]. Available: <https://github.com/FrenchYeti/dexcalibur>
- [163] (2020) Rms-runtime-mobile-security github repository. [Online]. Available: <https://github.com/mobilesecurity/RMS-Runtime-Mobile-Security>
- [164] (2021, January) Adb shell github repository. [Online]. Available: <https://github.com/JeffLirion/adbshell>
- [165] Google. (2020, October) Android 11 release notes. [Online]. Available: <https://source.android.com/setup/start/android-11-release>

List of Figures

2.1	Overview of ODM-specific components. Image source [44]	6
2.2	Overview of the extraction process.	8
2.3	Android Verified Boot Architecture.	12
2.4	Process of modifying an existing Android firmware.	19
2.5	Overview of the standard app signing process.	20
2.6	Example build process for system apps.	21
2.7	Overview of Androids access levels. Image source [80]	23

3.1	Android10: Permission usage by protection level.	29
3.2	Android10: Total permission usage grouped by base permissions.	30
3.3	Android10: Percentage of apps that request at least one 3rd party permission. True = Requests at least one 3rd party permission, False = requests no 3rd party permission.	30
3.4	Android10: Percentage of apps that declare at least one permission in their AndroidManifest.xml. True = Declares at least one permission, False = declares no permission.	30
3.5	Android 9: Top 30 most used permissions.	31
3.6	Android 9: Top 30 most used 3rd party permissions.	32
3.7	Android 8: Distribution of the dangerous protection level.	32
3.8	Android 8: Distribution of the signature protection level.	32
3.9	Android 8: Distribution of the normal protection level.	33
3.10	TLSH digest generation process. Image source [142]	49
3.11	TLSH hashing process in FirmwareDroid.	50
3.12	Hit- and missed- rate for 5'000 TLSH hashes with our filtering algorithm.	54
3.13	Number of TLSH comparisons	54
3.14	Estimated time necessary to compute the TLSH lookup table and to create clusters for 5000 files.	55
4.1	Overview of the docker environment.	58
4.2	Process of string meta data enrichment.	63
1	Android 9: Top 100 most used permissions.	93

List of Tables

1.1	Overview of search terms used for our literature search in Appendix E.	3
1.2	List of topic related conference talks.	4
2.1	Overview of Android OS vendors and the checked links.	7
2.2	List of websites offering Android firmware. Note: the crawled number of bytes is without duplicates links.	7
2.3	AvbVBMetaImageHeader struct from <i>avb_meta_image.h</i> . Table source: [56]	13
3.1	Results of the tools evaluation.	25
3.2	Number of firmware archives by version.	26
3.3	Overview of unique values in brand, manufacturer, and model build properties by Android version	27
3.4	Count of detected brands for Android 8 and 9.	28
3.5	Count of detected manufacturers for Android 8 and 9.	28
3.6	Detected numbers of security relevant build properties.	28
3.7	Number of unique certificates in our database.	34
3.8	Top ten most used certificates for Android 8, 9, and 10 in our database.	35
3.9	Incomplete list of compilers, decompilers, de-/obfuscators and un-/packers for Android.	38
3.10	APKiD scan result for compilers.	39
3.11	APKiD obfuscators scan results for different Android versions.	40
3.12	APKiD scan result for packers.	40
3.13	APKiD scan result for Anti-VM checks.	41

3.14	APKiD scan result for Anti-Disassembly checks.	41
3.15	Androwarn privacy report example for Android10 firmware.	42
3.16	Androwarn categories grouped by unique apps. *Note: Only one MD5 hash shown to save space.	43
3.17	Androwarn results of UNIX command execution on Android10 firmware.	44
3.18	Androwarn UNIX execution detection results on Android10 firmware.	45
3.19	Androwarn native library detection examples on Android10 firmware. Note: Only some examples are shown. A complete list of all detected native libraries for Android10 is available in Appendix C.	45
3.20	Androwarn report results for Android 7, 8, 9 and 10 for the location, audio and video category.	46
3.21	VirusTotal scanning result of Android apps.	46
3.22	Detected malware for Android 8, 9, and 10 with APKiD compiler result. *Note: We provide only one MD5 hash to save space.	47
3.23	Malware samples with corresponding firmware brand and build key.	48
3.24	TLSH digest examples.	48
3.25	Performance measurement for 5000 TLSH hashes with variable band width thresholds.	53
3.26	Performance measurement for 10'000 TLSH hashes with variable band width thresholds.	53
3.27	Measurements for the missed rate with increasing number of files.	55
4.1	List of REST API endpoints with description.	60

Listings

2.1	Contents of an exmple build.prop file.	11
2.2	Overview of avb descriptor structs from [56].	15
2.3	Descriptor validation found in the load_and_verify_vbmeta method. filename: avb_slot_verify.c	17
2.4	Lines 48 to 55 from android_filesystem_config.h. Source [74]	22
2.5	Example of a xml permission defintion and usage.	22
3.1	Python code to generate the TLSH lookup table.	51
3.2	Python code to find candidate hashes.	52
1	AVB avb_slot_verify from avb_slot_verify.c. Code source [56]	85
2	AVB hash-tree verification method in python. Code source [56] - filename: avbtool.py	88
3	AVB hash-tree generation method in python. Code source [56] - filename: avbtool.py	88
4	AVBTool example output of info_image.	90

Appendix

A Android Verified Boot code snippets and examples

```
1  AvbSlotVerifyResult avb_slot_verify(AvbOps* ops,
2                                     const char* const* requested_partitions,
3                                     const char* ab_suffix,
4                                     AvbSlotVerifyFlags flags,
5                                     AvbHashtreeErrorMode hashtree_error_mode,
6                                     AvbSlotVerifyData** out_data) {
7
8      AvbSlotVerifyResult ret;
9      AvbSlotVerifyData* slot_data = NULL;
10     AvbAlgorithmType algorithm_type = AVB_ALGORITHM_TYPE_NONE;
11     bool using_boot_for_vbmeta = false;
12     AvbVBMetaImageHeader toplevel_vbmeta;
13     bool allow_verification_error =
14         (flags & AVB_SLOT_VERIFY_FLAGS_ALLOW_VERIFICATION_ERROR);
15     AvbCmdlineSubstList* additional_cmdline_subst = NULL;
16     /* Fail early if we're missing the AvbOps needed for slot verification. */
17     avb_assert(ops->read_is_device_unlocked != NULL);
18     avb_assert(ops->read_from_partition != NULL);
19     avb_assert(ops->get_size_of_partition != NULL);
20     avb_assert(ops->read_rollback_index != NULL);
21     avb_assert(ops->get_unique_guid_for_partition != NULL);
22     if (out_data != NULL) {
23         *out_data = NULL;
24     }
25     /* Allowing dm-verity errors defeats the purpose of verified boot so
26      * only allow this if set up to allow verification errors
27      * (e.g. typically only UNLOCKED mode).
28      */
29     if (hashtree_error_mode == AVB_HASHTREE_ERROR_MODE_LOGGING &&
30         !allow_verification_error) {
31         ret = AVB_SLOT_VERIFY_RESULT_ERROR_INVALID_ARGUMENT;
32         goto fail;
33     }
34     /* Make sure passed-in AvbOps support persistent values if
35      * asking for libavb to manage verity state.
36      */
37     if (hashtree_error_mode == AVB_HASHTREE_ERROR_MODE_MANAGED_RESTART_AND_EIO) {
38         if (ops->read_persistent_value == NULL ||
39             ops->write_persistent_value == NULL) {
40             avb_error(
41                 "Persistent values required for "
42                 "AVB_HASHTREE_ERROR_MODE_MANAGED_RESTART_AND_EIO "
43                 "but are not implemented in given AvbOps.\n");
44             ret = AVB_SLOT_VERIFY_RESULT_ERROR_INVALID_ARGUMENT;
45             goto fail;
46         }
47     }
48     /* Make sure passed-in AvbOps support verifying public keys and getting
49      * rollback index location if not using a vbmeta partition.
50      */
51     if (flags & AVB_SLOT_VERIFY_FLAGS_NO_VBMETA_PARTITION) {
52         if (ops->validate_public_key_for_partition == NULL) {
53             avb_error(
54                 "AVB_SLOT_VERIFY_FLAGS_NO_VBMETA_PARTITION was passed but the "
55                 "validate_public_key_for_partition() operation isn't implemented.\n");
56             ret = AVB_SLOT_VERIFY_RESULT_ERROR_INVALID_ARGUMENT;
57             goto fail;
58         }
59     } else {
60         avb_assert(ops->validate_vbmeta_public_key != NULL);
61     }
62     slot_data = avb_calloc(sizeof(AvbSlotVerifyData));
63     if (slot_data == NULL) {
64         ret = AVB_SLOT_VERIFY_RESULT_ERROR_OOM;
65         goto fail;
66     }
```

```

65 }
66 slot_data->vbmeta_images =
67     avb_malloc(sizeof(AvbVbMetaData) * MAX_NUMBER_OF_VBMETA_IMAGES);
68 if (slot_data->vbmeta_images == NULL) {
69     ret = AVB_SLOT_VERIFY_RESULT_ERROR_OOM;
70     goto fail;
71 }
72 slot_data->loaded_partitions =
73     avb_malloc(sizeof(AvbPartitionData) * MAX_NUMBER_OF_LOADED_PARTITIONS);
74 if (slot_data->loaded_partitions == NULL) {
75     ret = AVB_SLOT_VERIFY_RESULT_ERROR_OOM;
76     goto fail;
77 }
78 additional_cmdline_subst = avb_new_cmdline_subst_list();
79 if (additional_cmdline_subst == NULL) {
80     ret = AVB_SLOT_VERIFY_RESULT_ERROR_OOM;
81     goto fail;
82 }
83 if (flags & AVB_SLOT_VERIFY_FLAGS_NO_VBMETA_PARTITION) {
84     if (requested_partitions == NULL || requested_partitions[0] == NULL) {
85         avb_fatal(
86             "Requested partitions cannot be empty when using "
87             "AVB_SLOT_VERIFY_FLAGS_NO_VBMETA_PARTITION");
88         ret = AVB_SLOT_VERIFY_RESULT_ERROR_INVALID_ARGUMENT;
89         goto fail;
90     }
91     /* No vbmeta partition, go through each of the requested partitions... */
92     for (size_t n = 0; requested_partitions[n] != NULL; n++) {
93         ret = load_and_verify_vbmeta(ops,
94                                     requested_partitions,
95                                     ab_suffix,
96                                     flags,
97                                     allow_verification_error,
98                                     0 /* toplevel_vbmeta_flags */,
99                                     0 /* rollback_index_location */,
100                                    requested_partitions[n],
101                                    avb_strlen(requested_partitions[n]),
102                                    NULL /* expected_public_key */,
103                                    0 /* expected_public_key_length */,
104                                    slot_data,
105                                    &algorithm_type,
106                                    additional_cmdline_subst);
107         if (!allow_verification_error && ret != AVB_SLOT_VERIFY_RESULT_OK) {
108             goto fail;
109         }
110     }
111 } else {
112     /* Usual path, load "vbmeta"... */
113     ret = load_and_verify_vbmeta(ops,
114                                 requested_partitions,
115                                 ab_suffix,
116                                 flags,
117                                 allow_verification_error,
118                                 0 /* toplevel_vbmeta_flags */,
119                                 0 /* rollback_index_location */,
120                                 "vbmeta",
121                                 avb_strlen("vbmeta"),
122                                 NULL /* expected_public_key */,
123                                 0 /* expected_public_key_length */,
124                                 slot_data,
125                                 &algorithm_type,
126                                 additional_cmdline_subst);
127     if (!allow_verification_error && ret != AVB_SLOT_VERIFY_RESULT_OK) {
128         goto fail;
129     }
130 }
131 if (!result_should_continue(ret)) {
132     goto fail;
133 }
134 /* If things check out, mangle the kernel command-line as needed. */
135 if (!(flags & AVB_SLOT_VERIFY_FLAGS_NO_VBMETA_PARTITION)) {
136     if (avb_strcmp(slot_data->vbmeta_images[0].partition_name, "vbmeta") != 0) {
137         avb_assert(
138             avb_strcmp(slot_data->vbmeta_images[0].partition_name, "boot") == 0);
139         using_boot_for_vbmeta = true;
140     }
141 }
142 /* Byteswap top-level vbmeta header since we'll need it below. */
143 avb_vbmeta_image_header_to_host_byte_order(
144     (const AvbVbMetaImageHeader*)slot_data->vbmeta_images[0].vbmeta_data,
145     &toplevel_vbmeta);
146 /* Fill in |ab_suffix| field. */
147 slot_data->ab_suffix = avb_strdup(ab_suffix);
148 if (slot_data->ab_suffix == NULL) {

```

```

149     ret = AVB_SLOT_VERIFY_RESULT_ERROR_OOM;
150     goto fail;
151 }
152 /* If verification is disabled, we are done ... we specifically
153  * don't want to add any androidboot.* options since verification
154  * is disabled.
155  */
156 if (toplevel_vbmeta.flags & AVB_VBMETA_IMAGE_FLAGS_VERIFICATION_DISABLED) {
157     /* Since verification is disabled we didn't process any
158      * descriptors and thus there's no cmdline... so set root= such
159      * that the system partition is mounted.
160      */
161     avb_assert(slot_data->cmdline == NULL);
162     // Devices with dynamic partitions won't have system partition.
163     // Instead, it has a large super partition to accommodate *.img files.
164     // See b/119551429 for details.
165     if (has_system_partition(ops, ab_suffix)) {
166         slot_data->cmdline =
167             avb_strdup("root=PARTUUID=$(ANDROID_SYSTEM_PARTUUID)");
168     } else {
169         // The |cmdline| field should be a NUL-terminated string.
170         slot_data->cmdline = avb_strdup("");
171     }
172     if (slot_data->cmdline == NULL) {
173         ret = AVB_SLOT_VERIFY_RESULT_ERROR_OOM;
174         goto fail;
175     }
176 } else {
177     /* If requested, manage dm-verity mode... */
178     AvbHashtreeErrorMode resolved_hashtree_error_mode = hashtree_error_mode;
179     if (hashtree_error_mode ==
180         AVB_HASHTREE_ERROR_MODE_MANAGED_RESTART_AND_EIO) {
181         AvbIOResult io_ret;
182         io_ret = avb_manage_hashtree_error_mode(
183             ops, flags, slot_data, &resolved_hashtree_error_mode);
184         if (io_ret != AVB_IO_RESULT_OK) {
185             ret = AVB_SLOT_VERIFY_RESULT_ERROR_IO;
186             if (io_ret == AVB_IO_RESULT_ERROR_OOM) {
187                 ret = AVB_SLOT_VERIFY_RESULT_ERROR_OOM;
188             }
189             goto fail;
190         }
191     }
192     slot_data->resolved_hashtree_error_mode = resolved_hashtree_error_mode;
193     /* Add options... */
194     AvbSlotVerifyResult sub_ret;
195     sub_ret = avb_append_options(ops,
196                                 flags,
197                                 slot_data,
198                                 &toplevel_vbmeta,
199                                 algorithm_type,
200                                 hashtree_error_mode,
201                                 resolved_hashtree_error_mode);
202     if (sub_ret != AVB_SLOT_VERIFY_RESULT_OK) {
203         ret = sub_ret;
204         goto fail;
205     }
206 }
207 /* Substitute $(ANDROID_SYSTEM_PARTUUID) and friends. */
208 if (slot_data->cmdline != NULL && avb_strlen(slot_data->cmdline) != 0) {
209     char* new_cmdline;
210     new_cmdline = avb_sub_cmdline(ops,
211                                   slot_data->cmdline,
212                                   ab_suffix,
213                                   using_boot_for_vbmeta,
214                                   additional_cmdline_subst);
215     if (new_cmdline != slot_data->cmdline) {
216         if (new_cmdline == NULL) {
217             ret = AVB_SLOT_VERIFY_RESULT_ERROR_OOM;
218             goto fail;
219         }
220         avb_free(slot_data->cmdline);
221         slot_data->cmdline = new_cmdline;
222     }
223 }
224 if (out_data != NULL) {
225     *out_data = slot_data;
226 } else {
227     avb_slot_verify_data_free(slot_data);
228 }
229 avb_free_cmdline_subst_list(additional_cmdline_subst);
230 additional_cmdline_subst = NULL;
231 if (!allow_verification_error) {
232     avb_assert(ret == AVB_SLOT_VERIFY_RESULT_OK);

```



```

233     }
234     return ret;
235 fail:
236     if (slot_data != NULL) {
237         avb_slot_verify_data_free(slot_data);
238     }
239     if (additional_cmdline_subst != NULL) {
240         avb_free_cmdline_subst_list(additional_cmdline_subst);
241     }
242     return ret;
243 }

```

AVB avb_slot_verify from avb_slot_verify.c. Code source [56]

```

1  class AvbHashtreeDescriptor(AvbDescriptor):
2      def verify(self, image_dir, image_ext, expected_chain_partitions_map,
3                  image_containing_descriptor, accept_zeroed_hashtree):
4          """Verifies contents of the descriptor - used in verify_image sub-command.
5
6          Arguments:
7          image_dir: The directory of the file being verified.
8          image_ext: The extension of the file being verified (e.g. '.img').
9          expected_chain_partitions_map: A map from partition name to the
10             tuple (rollback_index_location, key_blob).
11          image_containing_descriptor: The image the descriptor is in.
12          accept_zeroed_hashtree: If True, don't fail if hashtree or FEC data is
13             zeroed out.
14
15          Returns:
16          True if the descriptor verifies, False otherwise.
17          """
18          if not self.partition_name:
19              image_filename = image_containing_descriptor.filename
20              image = image_containing_descriptor
21          else:
22              image_filename = os.path.join(image_dir, self.partition_name + image_ext)
23              image = ImageHandler(image_filename, read_only=True)
24          # Generate the hashtree and checks that it matches what's in the file.
25          digest_size = len(hashlib.new(self.hash_algorithm).digest())
26          digest_padding = round_to_pow2(digest_size) - digest_size
27          (hash_level_offsets, tree_size) = calc_hash_level_offsets(self.image_size,
28              self.data_block_size, digest_size + digest_padding)
29          root_digest, hash_tree = generate_hash_tree(image, self.image_size,
30              self.data_block_size,
31              self.hash_algorithm, self.salt,
32              digest_padding,
33              hash_level_offsets,
34              tree_size)
35          # The root digest must match unless it is not embedded in the descriptor.
36          if self.root_digest and root_digest != self.root_digest:
37              sys.stderr.write('hashtree of {} does not match descriptor\n'.
38                  format(image_filename))
39              return False
40          # ... also check that the on-disk hashtree matches
41          image.seek(self.tree_offset)
42          hash_tree_ondisk = image.read(self.tree_size)
43          is_zeroed = (self.tree_size == 0) or (hash_tree_ondisk[0:8] == b'ZeRoHaSH')
44          if is_zeroed and accept_zeroed_hashtree:
45              print('{}: skipping verification since hashtree is zeroed and '
46                  '—accept_zeroed_hashtree was given'
47                  .format(self.partition_name))
48          else:
49              if hash_tree != hash_tree_ondisk:
50                  sys.stderr.write('hashtree of {} contains invalid data\n'.
51                      format(image_filename))
52                  return False
53              print('{}: Successfully verified {} hashtree of {} for image of {} bytes'
54                  .format(self.partition_name, self.hash_algorithm, image.filename,
55                      self.image_size))
56          # TODO(zeuthen): we could also verify that the FEC stored in the image is
57          # correct but this a) currently requires the 'fec' binary; and b) takes a
58          # long time; and c) is not strictly needed for verification purposes as
59          # we've already verified the root hash.
60          return True

```

AVB hash-tree verification method in python. Code source [56] - filename: avbtool.py

```

1
2  def generate_hash_tree(image, image_size, block_size, hash_alg_name, salt,
3                          digest_padding, hash_level_offsets, tree_size):
4      """Generates a Merkle-tree for a file.

```

```

5
6 Arguments:
7 image: The image, as a file.
8 image_size: The size of the image.
9 block_size: The block size, e.g. 4096.
10 hash_alg_name: The hash algorithm, e.g. 'sha256' or 'sha1'.
11 salt: The salt to use.
12 digest_padding: The padding for each digest.
13 hash_level_offsets: The offsets from calc_hash_level_offsets().
14 tree_size: The size of the tree, in number of bytes.
15
16 Returns:
17 A tuple where the first element is the top-level hash as bytes and the
18 second element is the hash-tree as bytes.
19 """
20 hash_ret = bytearray(tree_size)
21 hash_src_offset = 0
22 hash_src_size = image_size
23 level_num = 0
24 while hash_src_size > block_size:
25     level_output_list = []
26     remaining = hash_src_size
27     while remaining > 0:
28         hasher = hashlib.new(hash_alg_name, salt)
29         # Only read from the file for the first level - for subsequent
30         # levels, access the array we're building.
31         if level_num == 0:
32             image.seek(hash_src_offset + hash_src_size - remaining)
33             data = image.read(min(remaining, block_size))
34         else:
35             offset = hash_level_offsets[level_num - 1] + hash_src_size - remaining
36             data = hash_ret[offset:offset + block_size]
37         hasher.update(data)
38
39         remaining -= len(data)
40         if len(data) < block_size:
41             hasher.update(b'\0' * (block_size - len(data)))
42         level_output_list.append(hasher.digest())
43         if digest_padding > 0:
44             level_output_list.append(b'\0' * digest_padding)
45
46     level_output = b''.join(level_output_list)
47
48     padding_needed = (round_to_multiple(len(level_output), block_size) -
49                      len(level_output))
50     level_output += b'\0' * padding_needed
51
52     # Copy level-output into resulting tree.
53     offset = hash_level_offsets[level_num]
54     hash_ret[offset:offset + len(level_output)] = level_output
55
56     # Continue on to the next level.
57     hash_src_size = len(level_output)
58     level_num += 1
59
60     hasher = hashlib.new(hash_alg_name, salt)
61     hasher.update(level_output)
62     return hasher.digest(), bytes(hash_ret)

```

AVB hash-tree generation method in python. Code source [56] - filename: avbtool.py

```

1 Minimum libavb version: 1.0
2 Header Block: 256 bytes
3 Authentication Block: 320 bytes
4 Auxiliary Block: 2048 bytes
5 Public key (sha1): ad8569837cc06521720a35357475f87283b59234
6 Algorithm: SHA256\_RSA2048
7 Rollback Index: 1546646400
8 Flags: 0
9 Rollback Index Location: 0
10 Release String: 'avbtool 1.1.0'
11 Descriptors:
12 Chain Partition descriptor:
13 Partition Name: system
14 Rollback Index Location: 1
15 Public key (sha1): 46b77506c847920e3f00074c9ae005c96b6f416f
16 Hash descriptor:
17 Image Size: 30662656 bytes
18 Hash Algorithm: sha256
19 Partition Name: boot
20 Salt:
21 5af8a8b131ed8a1f927e2c576fa26b37723ed600f930239a4457ba5fe50c4626
22 Digest:
23 6d474128d079f95b9cc40c556f81bfc3e83697be1878146d8869acf8ccd9602d
24 Flags: 0
25 Hashtree descriptor:
26 Version of dm-verity: 1
27 Image Size: 309526528 bytes
28 Tree Offset: 309526528
29 Tree Size: 2445312 bytes
30 Data Block Size: 4096 bytes
31 Hash Block Size: 4096 bytes
32 FEC num roots: 2
33 FEC offset: 311971840
34 FEC size: 2473984 bytes
35 Hash Algorithm: sha1
36 Partition Name: product
37 Salt:
38 5af8a8b131ed8a1f927e2c576fa26b37723ed600f930239a4457ba5fe50c4626
39 Root Digest: ded1d335ee0a135137cb95159764f2edd21f9319
40 Flags: 0
41 Hashtree descriptor:
42 Version of dm-verity: 1
43 Image Size: 792514560 bytes
44 Tree Offset: 792514560
45 Tree Size: 6246400 bytes
46 Data Block Size: 4096 bytes
47 Hash Block Size: 4096 bytes
48 FEC num roots: 2
49 FEC offset: 798760960
50 FEC size: 6316032 bytes
51 Hash Algorithm: sha1
52 Partition Name: vendor
53 Salt:
54 5af8a8b131ed8a1f927e2c576fa26b37723ed600f930239a4457ba5fe50c4626
55 Root Digest: d225f7c4347cb4535254025d21bc7b751e2fa216
56 Flags: 0
57 Hash descriptor:
58 Image Size: 1745968 bytes
59 Hash Algorithm: sha256
60 Partition Name: dtbo
61 Salt:
62 5af8a8b131ed8a1f927e2c576fa26b37723ed600f930239a4457ba5fe50c4626
63 Digest:
64 155003d6e8a6b9b16e7911773d5e148903670885bdd94391d043de331044bcd7
65 Flags: 0

```

AVBTool example output of info_image.

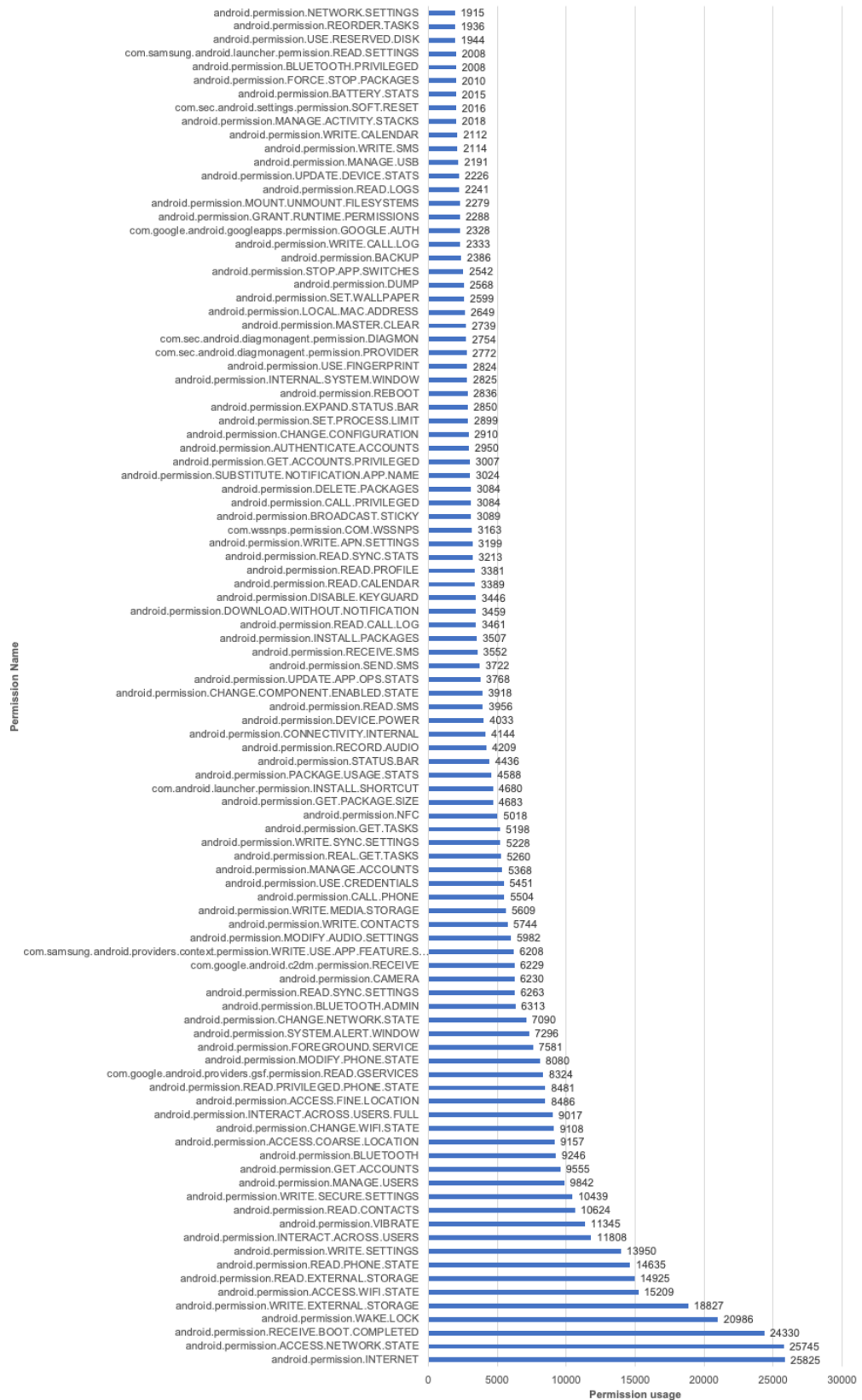
```

1 ./avbtool info_image --image ./1a.201005.006/vbmeta.img
2 Minimum libavb version: 1.0
3 Header Block: 256 bytes
4 Authentication Block: 576 bytes
5 Auxiliary Block: 4096 bytes
6 Public key (sha1): e8162d81621cc011ad2dc2cf10880f955500c7e9
7 Algorithm: SHA256_RSA4096
8 Rollback Index: 1601856000
9 Flags: 0
10 Rollback Index Location: 0
11 Release String: 'avbtool 1.1.0'
12 Descriptors:
13 Chain Partition descriptor:
14 Partition Name: vbmeta_system
15 Rollback Index Location: 1
16 Public key (sha1): e8162d81621cc011ad2dc2cf10880f955500c7e9
17 Prop: com.android.build.product.fingerprint ->
18 'google/sunfish/sunfish:11/RP1A.201005.006/6828489:user/dev-keys'
19 Prop: com.android.build.product.os_version -> '11'
20 Prop: com.android.build.product.security_patch -> '2020-10-05'
21 Prop: com.android.build.vendor.fingerprint ->
22 'google/sunfish/sunfish:11/RP1A.201005.006/6828489:user/release-keys'
23 Prop: com.android.build.vendor.os_version -> '11'
24 Prop: com.android.build.vendor.security_patch -> '2020-10-05'
25 Prop: com.android.build.boot.fingerprint ->
26 'google/sunfish/sunfish:11/RP1A.201005.006/6828489:user/release-keys'
27 Prop: com.android.build.boot.os_version -> '11'
28 Prop: com.android.build.boot.security_patch -> '2020-10-05'
29 Prop: com.android.build.dtbo.fingerprint ->
30 'google/sunfish/sunfish:11/RP1A.201005.006/6828489:user/release-keys'
31 Hash descriptor:
32 Image Size: 33304576 bytes
33 Hash Algorithm: sha256
34 Partition Name: boot
35 Salt: ea0769f82eed4e982da4d3d69b16b2bacb1dc1441d6db233eb42fc2ae401b22
36 Digest: b5a534425ddb667adbb212de571774c672f5458e6a0b2524dc47ef05379435a2
37 Flags: 0
38 Hash descriptor:
39 Image Size: 1997440 bytes
40 Hash Algorithm: sha256
41 Partition Name: dtbo
42 Salt: 867b5747d12fe086925db995e189fe3be8ae3d34bf867284ad5ddac02ba0a15a
43 Digest: c3dc64ad78723a1020120e8b3e821897972d2a3b03c3ca8d197538660fc5ecbc
44 Flags: 0
45 Hashtree descriptor:
46 Version of dm-verity: 1
47 Image Size: 2011947008 bytes
48 Tree Offset: 2011947008
49 Tree Size: 15847424 bytes
50 Data Block Size: 4096 bytes
51 Hash Block Size: 4096 bytes
52 FEC num roots: 2
53 FEC offset: 2027794432
54 FEC size: 16031744 bytes
55 Hash Algorithm: sha1
56 Partition Name: product
57 Salt: 56cf103d96aeb05eb8cc346dbecac716e765f6e720e8fb7e6890d3cb66d9ec
58 Root Digest: ca59a628aea04700db24de76c97502fa7c7b91c7
59 Flags: 0
60 Hashtree descriptor:
61 Version of dm-verity: 1
62 Image Size: 541900800 bytes
63 Tree Offset: 541900800
64 Tree Size: 4276224 bytes
65 Data Block Size: 4096 bytes
66 Hash Block Size: 4096 bytes
67 FEC num roots: 2
68 FEC offset: 546177024
69 FEC size: 4325376 bytes
70 Hash Algorithm: sha1
71 Partition Name: vendor
72 Salt: 56cf103d96aeb05eb8cc346dbecac716e765f6e720e8fb7e6890d3cb66d9ec
73 Root Digest: c825b8f0ea955bb543d49be412d7079e8bc92d42
74 Flags: 0

```

Example output of the avb meta info_image command.

B AndroGuard Permission Statistics



Android 9: Top 100 most used permissions.

C Androwarn Native Code Loading

Androwarn message	App count
This application loads a native library	530
This application loads a native library: 'networkstackutilsjni'	136
This application loads a native library: 'Lcom/qualcomm/ltebc/LTEBCFactory;->getInstance()Lcom/qualcomm/ltebc/LTEBCFactory;'	106
This application loads a native library: 'printspooler.jni'	136
This application loads a native library: 'imscamera.jni'	92
This application loads a native library: 'imsmedia.jni'	92
This application loads a native library: 'jni.pacprocessor'	136
This application loads a native library: 'nfc.nci.jni'	136
This application loads a native library: 'wfds'	136
This application loads a native library: 'bluetooth.jni'	136
This application loads a native library: 'Ljava/lang/String;->valueOf(Ljava/lang/Object;)Ljava/lang/String;'	170
This application loads a native library: 'motricity'	34
This application loads a native library: 'Lorg/chromium/net/impl/CronetLibraryLoader;->a(Ljava/lang/Runnable;)V'	34
This application loads a native library: 'brotli'	34
This application loads a native library: 'conscrypt.gmscore.jni'	68
This application loads a native library: 'conscrypt.jni'	68
This application loads a native library: 'game.sdk.device.info.jni'	34
This application loads a native library: 'gvr'	204
This application loads a native library: 'tensorflowlite.flex.jni'	68
This application loads a native library: 'tensorflowlite.jni'	68
This application loads a native library: 'AppDataSearch'	34
This application loads a native library: 'curve25519'	68
This application loads a native library: 'inertial-anchor-jni'	34
This application loads a native library: 'vcdiffjni'	34
This application loads a native library: 'wearable-selector'	34
This application loads a native library: 'Landroid/os/ConditionVariable;->open()V'	66
This application loads a native library: 'barhopper'	124
This application loads a native library: 'Lorg/chromium/net/impl/k;->a()Lorg/chromium/net/impl/cm;'	34
This application loads a native library: 'android.dtmf'	34
This application loads a native library: 'arcore.sdk.jni'	34
This application loads a native library: 'framesequene'	130
This application loads a native library: 'google.speech.micro.jni'	34
This application loads a native library: 'lens.image.util'	34
This application loads a native library: 'offline.actions.jni'	34
This application loads a native library: 'opuscodec'	34
This application loads a native library: 'sbcdecoder.jni'	34
This application loads a native library: 'sense'	26
This application loads a native library: 'elmyra'	34
This application loads a native library: 'dmengine'	34
This application loads a native library: 'Brella'	34
This application loads a native library: 'Ljava/util/Iterator;->next()Ljava/lang/Object;'	34
This application loads a native library: 'ai-annotators'	34
This application loads a native library: 'cpuutils'	34
This application loads a native library: 'ocr'	34
This application loads a native library: 'particle-extractor.jni'	34
This application loads a native library: 'textclassifier3.jni.aosp'	34
This application loads a native library: 'textclassifier3.jni.aosp-size'	34
This application loads a native library: 'textclassifier3.jni.gmscore'	34
This application loads a native library: 'textclassifier3.jni.tclib'	34
This application loads a native library: 'tensorflow.jni'	68
This application loads a native library: 'flash'	34
This application loads a native library: 'sketchology.native'	34
This application loads a native library: 'Lasrp;->c()Laspa;'	18
This application loads a native library: 'Ljava/lang/System;->loadLibrary(Ljava/lang/String;)V'	28
This application loads a native library: 'filterframework.jni'	68
This application loads a native library: 'flacJNI'	34
This application loads a native library: 'native'	68

This application loads a native library: 'oliveoil'	62
This application loads a native library: 'tonemap'	28
This application loads a native library: 'chromium.android.linker'	68
This application loads a native library: 'webviewchromium.plat.support'	64
This application loads a native library: 'GcamDeps.Jni'	22
This application loads a native library: 'RSSupport'	34
This application loads a native library: 'RSSupportIO'	34
This application loads a native library: 'SeeDarkJni'	34
This application loads a native library: 'aspect.scorer.jni'	34
This application loads a native library: 'blasV8'	34
This application loads a native library: 'bufferflinger'	34
This application loads a native library: 'cyclops'	34
This application loads a native library: 'entity-clusterer.jni'	22
This application loads a native library: 'halide.hexagon.host'	34
This application loads a native library: 'halide.hexagon.host.pixell'	30
This application loads a native library: 'image'	22
This application loads a native library: 'lightcycle'	34
This application loads a native library: 'link.engine.jni'	22
This application loads a native library: 'refocus'	30
This application loads a native library: 'rsjni'	34
This application loads a native library: 'semanticlift-annotators'	14
This application loads a native library: 'smartcapture.native'	34
This application loads a native library: 'textclassifier.jni'	22
This application loads a native library: 'textclassifier.jni.noicu'	22
This application loads a native library: 'vision.face.jni'	30
This application loads a native library: 'giftranscode'	34
This application loads a native library: 'hobbes.jni'	34
This application loads a native library: 'language.detector.jni'	34
This application loads a native library: 'sensitive.classifier.jni'	34
This application loads a native library: 'gdx'	34
This application loads a native library: 'wallpapers-breel-jni'	26
This application loads a native library: 'WVphoneAPI'	34
This application loads a native library: 'wvmediadrm'	34
This application loads a native library: 'drishti.jni.native'	34
This application loads a native library: 'eko'	34
This application loads a native library: 'gvr.audio'	34
This application loads a native library: 'opusJNI'	34
This application loads a native library: 'vpx'	34
This application loads a native library: 'vpxJNI'	34
This application loads a native library: 'webp.android'	34
This application loads a native library: 'bitmap.parcel'	34
This application loads a native library: 'cello.native'	34
This application loads a native library: 'foxit'	34
This application loads a native library: 'facenet'	34
This application loads a native library: 'borders.scone.leveladb.jni'	12
This application loads a native library: 'gpu-retouching-jni'	12
This application loads a native library: 'geswallpapers-jni'	8
This application loads a native library: 'Laemk;->c()Ljava/lang/String;'	6
This application loads a native library: 'crashreporter'	6
This application loads a native library: 'Lasrr;->c()Lasp;'	10

Androwarn native code loading report for Android10 firmware.

D FirmareDroid Rest API

HTTP Method	Route	Description
<i>/v1/androguard/</i>		
POST	/ {mode}	Analyse Android apps with AndroGuard.
POST	/app_certificate/download/	Download a certificate in DER or PEM format.
GET	/count/	Gets the number of AndroGuard reports in the database.
GET	/count/app_certificates	Gets the number of AndroGuard certificate reports in the database.
GET	/count/string_analysis	Gets the number of AndroGuard string analysis reports in the database.
POST	/meta_string_analysis/	Starts the meta analysis of AndroGuard string analysis.
POST	/set_packagename/	Copies AndroGuard packagename to the Android app model.
<i>/v1/androwarn/</i>		
POST	/ {mode}	Analysis apps with Androwarn.
GET	count/	Gets the number of Androwarn reports in the database.
GET	/ {androwarn_id}	Gets an Androwarn report as json.
<i>/v1/auth/</i>		
POST	/auth/login/	Get a JWT token for a specific account.
POST	/auth/signup/	Create an account for JWT based authentication.
<i>/v1/comparer/</i>		
POST	/firmware_compare/	Compares (diff) the files from the first firmware with the second.
<i>/v1/firmware/</i>		
GET	/by_md5/ {md5}	Gets a json report for the firmware.
DELETE	/delete_all/	Deletes all firmware entries from the database and move the firmware archives to the import folder.
POST	/detect_version/ {mode}	Attempts to detect the Android version of the firmware.
GET	/download/build_prop_zip	Download all build.props files as zip file.
GET	/download/ {firmware_id}	Download a firmware as zip archive.
POST	/get_app_id_list/	Get a list of Android app id's for a firmware.
GET	/get_import_queue_size/	Gets the number of files in the import folder.
GET	/mass_import/	Starts the import of firmware files from the import folder.
GET	/ {android_version}	Get a list of firmware-id's with the given version (including subversions).
<i>/v1/jobs/</i>		
POST	/cancel/ {job_id}	Cancel a RQ job.
GET	/get_result_file/ {job_id}	Get all the currently running job-id's.
POST	/status/ {job_id}	Get the status of a background job.
<i>/v1/qark/</i>		
GET	/count/	Gets the number of Qark reports in the database
POST	/download/json_reports/ {mode}	Gets a Qark report as json.
POST	/ {mode}	Analysis apps with Quick Android Review Kit (QARK) and create a report
<i>/v1/statistics/</i>		
POST	/androguard/create_certificate_report/ {mode}/ {report_name}	Create a statistical report for AndroGuard certificate data.
POST	/androguard/create_report_plots/ {androguard_statistics_report_id}	Create plots for a Androguard statistics report.
POST	/v1/statistics/androguard/create_statistics_report/ {mode}/ {report_name}	Create a statistical report for AndroGuard data
POST	/v1/statistics/androguard/create_string_analysis_report/ {report_name}	Create a statistical report for AndroGuard string meta data.
POST	/v1/statistics/androwarn/create_statistics_report/ {mode}/ {report_name}	Create a statistical report for androwarn data

POST	/v1/statistics/apkid/ create_statistics_report/ {mode}/{report_name}	Create a statistical report for apkid data
GET	/v1/statistics/download/ grouped_by_version/ filter_duplicated_packagename/ {reference_file_id}/ {get_count}	Download a reference file for a statistics report filtered by unique packagenames
GET	/v1/statistics/download/ grouped_by_version/ {reference_file_id}/ {add_meta_data}	Download a reference file for a statistics report
GET	/v1/statistics/download/images/ {image_file_id}	Download a reference file for a statistics report
POST	/v1/statistics/download/references/ {reference_file_id}	Download a reference file for a statistics report
POST	/v1/statistics/firmware/ create_statistics_report/ {mode}/{report_name}	Create a statistical report for firmware data
POST	/v1/statistics/qark/ create_statistics_report/ {mode}/{report_name}	Create a statistical report for qark data
POST	/v1/statistics/virustotal/ create_statistics_report/ {mode}/{report_name}	Create a statistical report for VirusTotal data
/v1/virustotal/		
POST	/add_key/	Add a VirusTotal api key to a user account
GET	/count/	Gets the number of VirusTotal reports in the database
GET	/file_uuid_reference/	/v1/virustotal/{file_uuid_reference}
POST	/mode/	/v1/virustotal/{mode}
/v1/apkid/		
GET	/v1/apkid/count/	Gets the number of APKiD reports in the database
POST	/v1/apkid/{mode}	Scan the given apps with APKiD
/v1/android_app/		
POST	/by_id/	Get Android app meta data as json report.
GET	/count/	Gets the number of Android apps in the database.
GET	/download/{android_app_id}	Download the app with the given id.
/v1/firmware_file/		
POST	/exporter/export_file_by_id/	Exports the specific firmware files.
POST	/exporter/export_files_by_regex/ {firmware_file_name_regex}/{mode}	Exports the specific firmware files from the given firmware list.
POST	/index_firmware_files/{mode}	Creates an index of the files within the firmware images.
/v1/fuzzy_hashing/		
POST	/v1/fuzzy_hashing/create_hashes/ firmware/{mode}	Creates fuzzy hashes for every file of the given firmware.
DELETE	/v1/fuzzy_hashing/delete_all/{mode}	Deletes all ssDeep/tlsh digests from the given firmware.
POST	/v1/fuzzy_hashing/ download_cluster_analysis/ {cluster_analysis_id}/{fuzzy_hash_type}	Download a graph file for a cluster analysis.
POST	/v1/fuzzy_hashing/ssdeep/compare/	Compare two ssdeep fuzzy hashes.
POST	/v1/fuzzy_hashing/ssdeep/ create_cluster_analysis/ {regex_filter}/{mode}	Creates a cluster analysis for ssdeep digests.
POST	/v1/fuzzy_hashing/tlsh/compare/	Compare two tlsh fuzzy hashes with each other.
POST	/v1/fuzzy_hashing/tlsh/ create_cluster_analysis/ {regex_filter}/{mode}/ {distance_threshold}/ {compare_mode}/ {tlsh_similarity_lookup_id}/ {description}	Creates a clustering analysis for tlsh digests.
POST	/v1/fuzzy_hashing/tlsh/ create_similarity_lookup/	Create a tlsh similarity lookup table for all tlsh hashes.
POST	/v1/fuzzy_hashing/tlsh/find_similar/ {cluster_analysis_id}/{tlsh_hash_id}	Find similar tlsh hashes for a given hash.

POST	/v1/fuzzy_hashing/tlsh/testing/ table_creator_test/ {mode}/{regex_string} {number_of_test_files}/ {distance_threshold}	Creates a static number of tlsh lookup tables and clusters with various sizes for evaluation purposes.
/v1/cleanup/		
POST	/androguard_certificate_references/	Checks if all certificate references are correctly set and correct them if necessary.
GET	/der_certificates/	Bugfix: Adds missing certificate file for an Android app.
DELETE	/firmware_files/	Deletes all dead firmware files references
DELETE	/firmware_references/	Checks if the android app references are still valid and removes invalid references
GET	/firmware_version/	Renew all firmware versions
DELETE	/static_tool_references	Checks if the android app references are still valid and removes invalid references
/v1/adb/		
POST	/emulator_control/run_monkey/	Run monkey test for an Android app.
/v1/frida/		
POST	/install_server/	Install a frida server on a device.
POST	/run_frida_smoke_test/ {device_ip}/ {frida_port}	Test if connection to frida server works.
POST	/upload_script/	Upload a frida script to the database.

Complete List of FirmareDroid REST API endpoints with description.

E Literature Search Results

Title	Year	Relvant
A ransomware detection method using fuzzy hashing for mitigating the risk of occlusion of information systems	2019	TRUE
Cyberthreat Hunting-Part 1: triaging ransomware using fuzzy hashing, import hashing and YARA rules	2019	TRUE
Cyberthreat hunting-part 2: Tracking ransomware threat actors using fuzzy hashing and fuzzy c-means clustering	2019	TRUE
Fuzzy-Import Hashing: A malware analysis approach	2020	TRUE
Fuzzy hashing aided enhanced YARA rules for malware triaging	2020	TRUE
Lockout-Tagout Ransomware: A detection method for ransomware using fuzzy hashing and clustering	2019	TRUE
Augmented YARA rules fused with fuzzy hashing in ransomware triaging	2019	TRUE
Experimental study of fuzzy hashing in malware clustering analysis	2015	TRUE
Detection of malicious portable executables using evidence combinational theory with fuzzy hashing	2016	TRUE
A fuzzy hashing approach based on random sequences and hamming distance	2012	TRUE
F2S2: Fast forensic similarity search through indexing piecewise hash signatures	2013	TRUE
Security Aspects of Fuzzy Hashing	2011	TRUE
Forensic malware analysis: The value of fuzzy hashing algorithms in identifying similarities	2016	TRUE
A new edit distance for fuzzy hashing applications	2015	TRUE
Malware characterization using windows API call sequences	2016	FALSE
TLSH—a locality sensitive hash	2013	TRUE
Research on the classification model of similarity malware using fuzzy hash	2012	TRUE
Web document duplicate detection using fuzzy hashing	2011	FALSE
TLSH—a locality sensitive hash	2013	TRUE
Beyond precision and recall: understanding uses (and misuses) of similarity hashes in binary analysis	2018	TRUE
Forensic malware analysis: The value of fuzzy hashing algorithms in identifying similarities	2016	TRUE
A comparison of fuzzy hashes: evaluation, guidelines, and future suggestions	2017	TRUE
Using randomization to attack similarity digests	2014	TRUE
Dynamic Whitelisting Using Locality Sensitive Hashing	2018	TRUE
Hashing Incomplete and Unordered Network Streams	2018	FALSE
Document Copy Detection Using the Improved Fuzzy Hashing	2015	FALSE
Hac-t and fast search for similarity in security	2020	TRUE
Scalable Malware Clustering using Multi-Stage Tree Parallelization	2020	TRUE
Combined kNN Classification and hierarchical similarity hash for fast malware detection	2020	TRUE
Clustering IoT Malware based on Binary Similarity	2020	TRUE
Evaluación de algoritmos de fuzzy hashing para similitud entre procesos	2017	FALSE
: Hashing Unordered and Incomplete Network Streams on the Fly	2017	FALSE
An entropy-based solution for identifying android packers	2019	TRUE
Similarity hashing of malware on IoT devices	2019	TRUE
Using fuzzy bits and neural networks to partially invert few rounds of some cryptographic hash functions	2019	TRUE
Bytewise approximate matching: the good, the bad, and the unknown	2016	TRUE
TLSH—a locality sensitive hash	2013	TRUE
Beyond precision and recall: understanding uses (and misuses) of similarity hashes in binary analysis	2018	TRUE
Forensic malware analysis: The value of fuzzy hashing algorithms in identifying similarities	2016	TRUE
A comparison of fuzzy hashes: evaluation, guidelines, and future suggestions	2017	TRUE
Using randomization to attack similarity digests	2014	TRUE
Dynamic Whitelisting Using Locality Sensitive Hashing	2018	TRUE
Hashing Incomplete and Unordered Network Streams	2018	FALSE
Document Copy Detection Using the Improved Fuzzy Hashing	2015	TRUE
Hac-t and fast search for similarity in security	2020	TRUE
Scalable Malware Clustering using Multi-Stage Tree Parallelization	2020	TRUE
Combined kNN Classification and hierarchical similarity hash for fast malware detection	2020	TRUE
Clustering IoT Malware based on Binary Similarity	2020	TRUE
Evaluación de algoritmos de fuzzy hashing para similitud entre procesos	2017	FALSE
SFH: Hashing Unordered and Incomplete Network Streams on the Fly		FALSE
An entropy-based solution for identifying android packers	2019	TRUE
Similarity hashing of malware on IoT devices	2019	TRUE

Title	Year	Relvant
Using fuzzy bits and neural networks to partially invert few rounds of some cryptographic hash functions	2019	TRUE
Bytewise approximate matching: the good, the bad, and the unknown	2016	TRUE
Lempel-Ziv Jaccard Distance, an effective alternative to ssdeep and sdhash	2018	TRUE
Application of Normalized Compression Distance and Lempel-Ziv Jaccard Distance in Micro-electrode Signal Stream Classification for the Surgical Treatment of ...	2018	FALSE
Malware classification and class imbalance via stochastic hashed LZJD	2017	TRUE
Similarity hashing of malware on IoT devices	2019	TRUE
Fast k-NN based Malware Analysis in a Massive Malware Environment.	2019	TRUE
Hac-t and fast search for similarity in security	2020	TRUE
Fishdbc: Flexible, incremental, scalable, hierarchical density-based clustering for arbitrary data and distance	2019	TRUE
An Improved Bytewise Approximate Matching Algorithm Suitable for Files of Dissimilar Sizes	2020	TRUE
mrsh-mem: Approximate matching on raw memory dumps	2018	FALSE
Data Science: New Issues, Challenges and Applications	2020	FALSE
Survey of machine learning techniques for malware analysis	2019	FALSE
A Survey on Using Kolmogorov Complexity in Cybersecurity	2019	FALSE
A Mechanism for Copyright Protection under Information-Centric Networking	2019	FALSE
Clustering IoT Malware Samples based on Binary Similarity	2019	TRUE
Understanding plagiarism linguistic patterns, textual features, and detection methods	2011	FALSE
A Survey of Machine Learning Methods and Challenges for Windows Malware Classification	2020	FALSE
a framework for automated similarity analysis of malware	2014	TRUE
Cyberthreat Hunting-Part 1: triaging ransomware using fuzzy hashing, import hashing and YARA rules	2019	TRUE
A ransomware detection method using fuzzy hashing for mitigating the risk of occlusion of information systems	2019	TRUE
Fuzzy-Import Hashing: A malware analysis approach	2020	TRUE
Augmented YARA rules fused with fuzzy hashing in ransomware triaging	2019	TRUE
Experimental study of fuzzy hashing in malware clustering analysis	2015	TRUE
A fuzzy hashing approach based on random sequences and hamming distance	2012	TRUE
Cyberthreat hunting-part 2: Tracking ransomware threat actors using fuzzy hashing and fuzzy c-means clustering	2019	TRUE
Lockout-Tagout Ransomware: A detection method for ransomware using fuzzy hashing and clustering	2019	TRUE
Fuzzy hashing aided enhanced YARA rules for malware triaging	2020	TRUE
mvHash: a new approach for fuzzy hashing	2012	TRUE
Forensic malware analysis: The value of fuzzy hashing algorithms in identifying similarities	2016	TRUE
TLSH—a locality sensitive hash	2013	FALSE
Security and implementation analysis of the similarity digest sdhash	2012	TRUE
F2S2: Fast forensic similarity search through indexing piecewise hash signatures	2013	TRUE
Properties of a similarity preserving hash function and their realization in sdhash	2012	TRUE
Detection of malicious portable executables using evidence combinational theory with fuzzy hashing	2016	TRUE
A comparison of fuzzy hashes: evaluation, guidelines, and future suggestions	2017	TRUE
Lempel-Ziv Jaccard Distance, an effective alternative to ssdeep and sdhash	2018	TRUE
2 Fuzzy Hashing Techniques in Applied Malware Analysis	2012	TRUE
Experimental study of fuzzy hashing in malware clustering analysis	2015	TRUE
Augmented YARA rules fused with fuzzy hashing in ransomware triaging	2019	TRUE
Cyberthreat Hunting-Part 1: triaging ransomware using fuzzy hashing, import hashing and YARA rules	2019	TRUE
Fuzzy-Import Hashing: A malware analysis approach	2020	TRUE
Deep fuzzy hashing network for efficient image retrieval	2020	TRUE
A fuzzy hashing approach based on random sequences and hamming distance	2012	TRUE
Fuzzy hashing aided enhanced YARA rules for malware triaging	2020	TRUE
Cyberthreat hunting-part 2: Tracking ransomware threat actors using fuzzy hashing and fuzzy c-means clustering	2019	TRUE
Embedding fuzzy rules with YARA rules for performance optimisation of malware analysis	2020	TRUE
A Novel Information retrieval system for distributed cloud using Hybrid Deep Fuzzy Hashing Algorithm	2020	TRUE
Performance issues about context-triggered piecewise hashing	2011	TRUE
On fuzzy syndrome hashing with LDPC coding	2011	FALSE
2 Fuzzy Hashing Techniques in Applied Malware Analysis	2012	TRUE
Scaling up software birthmarks using fuzzy hashing	2017	FALSE

Title	Year	Relvant
A fuzzy hashing technique for large scale software birthmarks	2016	FALSE
mvHash: a new approach for fuzzy hashing	2012	TRUE
Experimental study of fuzzy hashing in malware clustering analysis	2015	TRUE
Lockout-Tagout Ransomware: A detection method for ransomware using fuzzy hashing and clustering	2019	TRUE
Cyberthreat hunting-part 2: Tracking ransomware threat actors using fuzzy hashing and fuzzy c-means clustering	2019	TRUE
A ransomware detection method using fuzzy hashing for mitigating the risk of occlusion of information systems	2019	TRUE
Clustering spam campaigns with fuzzy hashing	2014	TRUE
Fuzzy-Import Hashing: A malware analysis approach	2020	TRUE
Cyberthreat Hunting-Part 1: triaging ransomware using fuzzy hashing, import hashing and YARA rules	2019	TRUE
Augmented YARA rules fused with fuzzy hashing in ransomware triaging	2019	TRUE
Detection of malicious portable executables using evidence combinational theory with fuzzy hashing	2016	TRUE
Fuzzy hashing aided enhanced YARA rules for malware triaging	2020	TRUE
Evaluation on malware classification by combining traffic analysis and fuzzy hashing of malware binary	2015	TRUE
A Novel Information retrieval system for distributed cloud using Hybrid Deep Fuzzy Hashing Algorithm	2020	TRUE
Multiple kernel fuzzy clustering	2011	FALSE
Embedding fuzzy rules with YARA rules for performance optimisation of malware analysis	2020	TRUE
Emulator vs real phone: Android malware detection using machine learning	2017	TRUE
Evading android runtime analysis via sandbox detection	2014	TRUE
Morpheus: automatically generating heuristics to detect android emulators	2014	TRUE
A robust dynamic analysis system preventing SandBox detection by Android malware	2015	TRUE
Applying machine learning classifiers to dynamic android malware detection at scale	2013	TRUE
A study of android malware detection technology evolution	2015	TRUE
Rage against the virtual machine: hindering dynamic analysis of android malware	2014	TRUE
A Study on android emulator detection for mobile game security	2015	TRUE
Evaluation of android malware detection based on system calls	2016	TRUE
Malware detection using network traffic analysis in android based mobile devices	2014	TRUE
Android malware detection based on system calls	2015	TRUE
Out-of-Domain Characteristic Based Hierarchical Emulator Detection for Mobile	2019	TRUE
Data on vulnerability detection in android	2019	TRUE
Anti-Hijack: Runtime detection of malware initiated hijacking in android	2016	TRUE
CREDROID: Android malware detection by network traffic analysis	2016	TRUE
Deep4maldroid: A deep learning framework for android malware detection based on linux kernel system call graphs	2016	TRUE
AndroShield: automated android applications vulnerability detection, a hybrid static and dynamic analysis approach	2019	TRUE
Mobile-sandbox: having a deeper look into android applications	2013	TRUE
Android rooting: Methods, detection, and evasion	2015	TRUE
Jailbreak/root detection evasion study on iOS and Android	2016	TRUE
All your root checks are belong to us: The sad state of root detection	2015	TRUE
Riskranker: scalable and accurate zero-day android malware detection	2012	TRUE
System log-based android root state detection	2017	TRUE
Android root and its providers: A double-edged sword	2015	TRUE
Kernel-based behavior analysis for android malware detection	2011	TRUE
On Root Detection Strategies for Android Devices	2020	TRUE
Droidapiminer: Mining api-level features for robust malware detection in android	2013	FALSE
Root exploit detection and features optimization: mobile device and blockchain based medical data management	2018	FALSE
User conventional root detection for indoor mall	2018	FALSE
PREC: practical root exploit containment for android devices	2014	FALSE
Drebin: Effective and explainable detection of android malware in your pocket.	2014	FALSE
Detecting android root exploits by learning from root providers	2017	FALSE
Malware detection in android based on dynamic analysis	2017	TRUE
Fast, scalable detection of piggybacked mobile applications	2013	FALSE
Rooting attack detection method on the Android-based smart phone	2011	FALSE
Machine learning for android malware detection using permission and api calls	2013	FALSE
Who changed you? Obfuscator identification for Android	2017	TRUE

Title	Year	Relvant
An anti-reverse engineering technique using native code and obfuscator-llvm for android applications	2017	TRUE
Automated deobfuscation of Android native binary code	2019	TRUE
Efficient code obfuscation for Android	2013	TRUE
Reliable third-party library detection in android and its security applications	2016	TRUE
TargO: A Targeted Obfuscator for Android Applications	2019	TRUE
Deobfuscating Android native binary code	2019	TRUE
Enriching reverse engineering through visual exploration of Android binaries	2015	TRUE
Android: Static analysis using similarity distance	2012	TRUE
Code protection in android	2012	FALSE
Control flow obfuscation for android applications	2016	TRUE
Testing android malware detectors against code obfuscation: a systematization of knowledge and unified methodology	2017	TRUE
Exploring reverse engineering symptoms in Android apps	2015	TRUE
Android: From reversing to decompilation	2011	FALSE
Understanding android obfuscation techniques: A large-scale investigation in the wild	2018	TRUE
Apposcopy: Semantics-based detection of android malware through static analysis	2014	TRUE
Product: Prefetch-obfuscator to defend against cache timing channels	2019	FALSE
Decompiling android	2012	FALSE
Statistical deobfuscation of android applications	2016	TRUE
Anti-proguard: Towards automated deobfuscation of android apps	2017	TRUE
Automated deobfuscation of Android native binary code	2019	TRUE
Android app deobfuscation using static-dynamic cooperation	2018	TRUE
A study on deobfuscation method of Android and implementation of automatic analysis tool	2015	TRUE
Leveraging historical versions of Android apps for efficient and precise taint analysis	2018	FALSE
Deobfuscating Android native binary code	2019	TRUE
Tackling runtime-based obfuscation in Android with TIRO	2018	TRUE
Automated analysis and deobfuscation of android apps & malware	2013	TRUE
Compile-time code virtualization for android applications	2020	FALSE
Efficient code obfuscation for Android	2013	FALSE
Dose: Deobfuscation based on semantic equivalence	2018	TRUE
Libd: Scalable and precise third-party library detection in android markets	2017	FALSE
Reversing Obfuscated Control Flow Structures in Android Apps using ReDex Optimizer	2020	TRUE
A survey of android application and malware hardening	2021	TRUE
Harvesting Runtime Values in Android Applications That Feature Anti-Analysis Techniques.	2016	FALSE
String deobfuscation scheme based on dynamic code extraction for mobile malwares	2016	TRUE
Automatic string deobfuscation scheme for mobile applications based on platform-level code extraction	2019	TRUE
Enabling automatic protocol behavior analysis for android applications	2016	FALSE
Dexhunter: toward extracting hidden code from packed android applications	2015	TRUE
Things You May Not Know About Android (Un) Packers: A Systematic Study based on Whole-System Emulation.	2018	TRUE
Appsppear: Bytecode decrypting and dex reassembling for packed android malware	2015	TRUE
Android packers: facing the challenges, building solutions	2014	TRUE
Automated detection and classification for packed android applications	2016	TRUE
Adaptive unpacking of Android apps	2017	TRUE
DroidPDF: The Obfuscation Resilient Packer Detection Framework for Android Apps	2020	TRUE
DexX: a double layer unpacking framework for Android	2018	TRUE
AppSpear: automating the hidden-code extraction and reassembling of packed android malware	2018	TRUE
Code protection in android	2012	TRUE
PackerGrind: An Adaptive Unpacking System for Android Apps	2020	TRUE
An entropy-based solution for identifying android packers	2019	TRUE
Compile-time code virtualization for android applications	2020	FALSE
Automated code extraction from packed android applications.	2016	TRUE
Storydroid: Automated generation of storyboard for Android apps	2019	FALSE
RepDroid: an automated tool for Android application repackaging detection	2017	TRUE
Who changed you? Obfuscator identification for Android	2017	TRUE
Uncovering self code modification in android	2015	TRUE
AndroSimilar: robust statistical feature signature for Android malware detection	2013	FALSE
Efficient code obfuscation for Android	2013	FALSE
Adaptive unpacking of Android apps	2017	TRUE
DexX: a double layer unpacking framework for Android	2018	TRUE

Title	Year	Relvant
Dexhunter: toward extracting hidden code from packed android applications	2015	TRUE
Things You May Not Know About Android (Un) Packers: A Systematic Study based on Whole-System Emulation.	2018	TRUE
PackerGrind: An Adaptive Unpacking System for Android Apps	2020	TRUE
AppSpear: automating the hidden-code extraction and reassembling of packed android malware	2018	TRUE
Compile-time code virtualization for android applications	2020	FALSE
UNPACKING THE PACKED UNPACKER: REVERSING AN ANDROID ANTI-ANALYSIS NATIVE LIBRARY	2018	TRUE
Tackling runtime-based obfuscation in Android with TIRO	2018	TRUE
The terminator to Android hardening services	2015	TRUE
Android malware familial classification and representative sample selection via frequent sub-graph analysis	2018	TRUE
Appspear: Bytecode decrypting and dex reassembling for packed android malware	2015	TRUE
Code protection in android	2012	TRUE
Graph embedding based familial analysis of android malware using unsupervised learning	2019	FALSE
Divilar: Diversifying intermediate language for anti-repackaging on android platform	2014	TRUE
The Android malware detection systems between hope and reality	2019	TRUE
Honey, i shrunk your app security: The state of android app hardening	2018	TRUE
Ctdroid: leveraging a corpus of technical blogs for android malware analysis	2019	FALSE
How current android malware seeks to evade automated code analysis	2015	TRUE
revdroid: Code analysis of the side effects after dynamic permission revocation of android apps	2016	TRUE
Machine learning aided Android malware classification	2017	TRUE
How and Why did developers migrate Android Applications from Java to Kotlin? A study based on code analysis and interviews with developers	2020	FALSE
DroidFax: A toolkit for systematic characterization of Android applications	2017	TRUE
Stadyna: Addressing the problem of dynamic code updates in the security analysis of android applications	2015	TRUE
Enter sandbox: Android sandbox comparison	2014	TRUE
Understanding android obfuscation techniques: A large-scale investigation in the wild	2018	TRUE
Harvesting runtime data in android applications for identifying malware and enhancing code analysis	2015	TRUE
Android malware classification using static code analysis and Apriori algorithm improved with particle swarm optimization	2014	TRUE
Analysis of android applications' permissions	2012	TRUE
Code protection in android	2012	TRUE
Static analysis of Android programs	2012	TRUE
Who changed you? Obfuscator identification for Android	2017	TRUE
Mobile application compatibility test system design for android fragmentation	2011	FALSE
Detecting software vulnerabilities in android using static analysis	2014	TRUE
Why Eve and Mallory love Android: An analysis of Android SSL (in) security	2012	FALSE
A dataset of open-source android applications	2015	FALSE
Droidfuzzer: Fuzzing the android apps with intent-filter tag	2013	TRUE
Making malory behave maliciously: Targeted fuzzing of android execution environments	2017	TRUE
Template-based Android inter process communication fuzzing	2020	TRUE
FANS: Fuzzing Android Native System Services via Automated Interface Analysis	2020	TRUE
IoTFuzzer: Discovering Memory Corruptions in IoT Through App-based Fuzzing.	2018	TRUE
Vulcan: Lessons on reliability of wearables through state-aware fuzzing	2020	FALSE
Caiipa: Automated large-scale mobile app testing through contextual fuzzing	2014	TRUE
Automated hybrid analysis of android malware through augmenting fuzzing with forced execution	2018	FALSE
Automated Functional Fuzzing of Android Apps	2020	TRUE
Fuzzing the Android Applications With HTTP/HTTPS Network Data	2019	TRUE
Evolutionary Fuzzing of Android OS Vendor System Services	2019	TRUE
A Practical Intent Fuzzing Tool for Robustness of Inter-Component Communication in Android Apps	2018	TRUE
Fuzzing android system services by binder call to escalate privilege	2015	TRUE
Fuzzing: State of the art	2018	TRUE
Efficient Evolutionary Fuzzing for Android Application Installation Process	2019	TRUE
Method of Fuzzing Document Application Based on Android Devices	2015	TRUE
A whitebox approach for automated security testing of Android applications on the cloud	2012	TRUE
IntentFuzzer: detecting capability leaks of android applications	2014	TRUE

Title	Year	Relvant
Droidscope: Seamlessly reconstructing the OS and dalvik semantic views for dynamic android malware analysis	2012	TRUE
Machine learning aided Android malware classification	2017	TRUE
The evolution of android malware and android analysis techniques	2017	TRUE
Android malware and analysis	2014	TRUE
Deep neural architectures for large scale android malware analysis	2018	TRUE
Android malware familial classification and representative sample selection via frequent sub-graph analysis	2018	TRUE
Droid permission miner: Mining prominent permissions for Android malware analysis	2014	TRUE
Droidmat: Android malware detection through manifest and api calls tracing	2012	TRUE
AdDroid: rule-based machine learning framework for android malware analysis	2020	TRUE
How current android malware seeks to evade automated code analysis	2015	TRUE
Ctdroid: leveraging a corpus of technical blogs for android malware analysis	2019	FALSE
Kernel-based behavior analysis for android malware detection	2011	FALSE
Machine learning classifiers for android malware analysis	2016	TRUE
Machine learning based hybrid behavior models for Android malware analysis	2015	TRUE
DRACO: DRoid analyst combo an android malware analysis framework	2015	TRUE
A system call-centric analysis and stimulation technique to automatically reconstruct android malware behaviors	2013	TRUE
Apposcopy: Semantics-based detection of android malware through static analysis	2014	TRUE
Rage against the virtual machine: hindering dynamic analysis of android malware	2014	TRUE
ScanMe mobile: a cloud-based Android malware analysis service	2016	TRUE
Deep ground truth analysis of current android malware	2017	TRUE
Android permissions demystified	2011	FALSE
Android permissions: a perspective combining risks and benefits	2012	FALSE
Android permissions: User attention, comprehension, and behavior	2012	FALSE
A conundrum of permissions: installing applications on an android smartphone	2012	FALSE
Dr. android and mr. hide: fine-grained permissions in android applications	2012	FALSE
Analysis of android applications' permissions	2012	FALSE
Quantitative security risk assessment of android permissions and applications	2013	FALSE
Longitudinal analysis of android ad library permissions	2013	FALSE
Android permissions remystified: A field study on contextual integrity	2015	FALSE
Flow permissions for android	2013	FALSE
Studying the effectiveness of android application permissions requests	2013	FALSE
The effectiveness of application permissions	2011	FALSE
Asking for (and about) permissions used by android apps	2013	FALSE
Android security permissions—can we trust them?	2011	FALSE
Resolving the predicament of android custom permissions	2018	TRUE
Application Security for the Android Platform: Processes, Permissions, and Other Safeguards	2011	FALSE
Permission evolution in the android ecosystem	2012	FALSE
A novel security framework for managing android permissions using blockchain technology	2018	FALSE
Static detection of Android malware by using permissions and API calls	2014	TRUE
An investigation into Android run-time permissions from the end users' perspective	2018	TRUE
Android privacy	2012	FALSE
AndroidLeaks: automatically detecting potential privacy leaks in android applications on a large scale	2012	FALSE
Iccta: Detecting inter-component privacy leaks in android apps	2015	TRUE
Investigating user privacy in android ad libraries	2012	FALSE
ScanDal: Static analyzer for detecting privacy leaks in android applications	2012	FALSE
Appintent: Analyzing sensitive data transmission in android for privacy leakage detection	2013	TRUE
A framework for static detection of privacy leaks in android applications	2012	FALSE
Assessing privacy risks in android: A user-centric approach	2013	FALSE
Appprofiler: a flexible method of exposing privacy-related behavior in android applications to end users	2013	FALSE
Securacy: an empirical investigation of Android applications' network usage, privacy and security	2015	TRUE
Toward a framework for detecting privacy policy violations in android application code	2016	TRUE
Flexible and fine-grained mandatory access control on android for diverse security and privacy policies	2013	FALSE
Platform privacies: Governance, collaboration, and the different meanings of "privacy" in iOS and Android development	2018	FALSE
Android and iOS users' differences concerning security and privacy	2013	FALSE
DroidJust: Automated functionality-aware privacy leakage analysis for Android applications	2015	TRUE
Influence of privacy attitude and privacy cue framing on android app choices	2016	TRUE

Title	Year	Relvant
Privacy as part of the app decision-making process	2013	FALSE
Dynamic privacy leakage analysis of Android third-party libraries	2019	TRUE
I know what leaked in your pocket: uncovering privacy leaks on Android Apps with Static Taint Analysis	2014	TRUE
An Investigative Study on Android Verified Boot Process	2019	TRUE
Android security internals: An in-depth guide to Android's security architecture	2014	TRUE
Android rooting: Methods, detection, and evasion	2015	TRUE
fastboot oem vuln: Android bootloader vulnerabilities in vendor customizations	2017	TRUE
The android platform security model	2019	TRUE
Verified boot in embedded systems with hard boot time constraints	2017	TRUE
A novel pattern recognition system for detecting Android malware by analyzing suspicious boot sequences	2018	TRUE
U-Boot-Multi image booting scenarios	2013	TRUE
Dm-x: protecting volume-level integrity for cloud volumes and local block devices	2017	TRUE
OS Resiliency	2020	FALSE
Fast boot and fast shutdown of Android on the embedded system	2013	FALSE
A Research On Android Technology With New Version Naugat (7.0, 7.1)	2017	FALSE
Android* Software Updates	2015	FALSE
Controlled Android application execution for the IoT infrastructure	2015	FALSE
Recent versions on android and survey on the versions lollipop, marshmallow and nougat	2018	FALSE
Android patching	2014	FALSE
Android Defense in Depth Strategy in an Automobile Ecosystem	2020	FALSE
Analysing the vulnerability exploitation in Android with the device-mapper-verity (dm-verity) student research abstract	2017	TRUE
Euphony: Harmonious unification of cacophonous anti-virus vendor labels for android malware	2017	FALSE
The android platform security model	2019	TRUE
Simulating Electronic Circuits on Android Device using Virtual Bread Board	2017	FALSE
An Android Data Protection Scheme for System-as-Root Architectures	2020	FALSE
Automation of the municipal inspection process in Ecuador applying mobile-D for android	2019	FALSE
Android Application Model of What's Dating Violence as an Innovation to Increase the Knowledge among Adolescents	2020	FALSE
Creating better ground truth to further understand Android malware: A large scale mining approach based on antivirus labels and malicious artifacts	2019	FALSE
Automation of the Municipal Inspection Process in Ecuador Applying Mobile-D for Android	2019	FALSE
OS Resiliency	2020	FALSE
Metodologia para reconstrução de dados em dispositivos móveis com Sistema Operacional Android mediante aplicação de técnicas ISP e Combination firmware	2020	FALSE
Reverse Wenckebach "pseudo-supernormal" conduction or paroxysmal atrioventricular block	2012	FALSE
Android download and search service	2011	FALSE
Aplikasi Gamelan Jawa Berbasis Android	2015	FALSE
Integration of motor learning principles into real-time ambulatory voice biofeedback and example implementation via a clinical case study with vocal fold nodules	2017	FALSE
Association of aging-related obesity and metabolic syndrome in men	2016	FALSE
Androi-based C&D (connected & downloadable) IVI (in-vehicle infotainment) platform	2015	FALSE
Analysing the vulnerability exploitation in Android with the device-mapper-verity (dm-verity) student research abstract	2017	TRUE
Baredroid: Large-scale analysis of android apps on real devices	2015	FALSE
Dm-x: protecting volume-level integrity for cloud volumes and local block devices	2017	TRUE
Android* Software Updates	2015	FALSE
Controlled Android application execution for the IoT infrastructure	2015	FALSE
Subverting Android 6.0 fingerprint authentication	2016	FALSE
Secure containers in Android: the Samsung KNOX case study	2016	FALSE
fastboot oem vuln: Android bootloader vulnerabilities in vendor customizations	2017	FALSE
Android patching	2014	FALSE
OS Resiliency	2020	FALSE
Android Defense in Depth Strategy in an Automobile Ecosystem	2020	FALSE
Analysis of android vulnerabilities and modern exploitation techniques	2014	FALSE
Android security internals: An in-depth guide to Android's security architecture	2014	FALSE
Android 7 File Based Encryption and the Attacks Against It	2017	FALSE
File System-level Integrity Protection	2018	TRUE
Android Camera Tuning Application	2016	FALSE
Hybrid firmware analysis for known mobile and iot security vulnerabilities	2020	TRUE
BigMAC: Fine-Grained Policy Analysis of Android Firmware	2020	TRUE

Title	Year	Relvant
Detect malware in android firmware based on distributed network environment	2019	TRUE
Toward Automated Firmware Analysis in the IoT Era	2019	TRUE
The Nexmon firmware analysis and modification framework: Empowering researchers to enhance Wi-Fi devices	2018	FALSE
An analysis of pre-installed android software	2020	TRUE
Attention spanned: Comprehensive vulnerability analysis of AT commands within the android ecosystem	2018	FALSE
Vulnerabilities of android OS-based telematics system	2017	TRUE
Toward Automated Firmware Analysis in the IoT Era	2019	TRUE
Towards Automated Firmware Analysis in the IoT Era	2019	TRUE
Android forensics: investigation, analysis and mobile security for Google Android	2011	FALSE
Proxray: Protocol model learning and guided firmware analysis	2019	FALSE
FIRMSCOPE: Automatic Uncovering of Privilege-Escalation Vulnerabilities in Pre-Installed Apps in Android Firmware	2020	TRUE
Assessment of dual frequency GNSS observations from a Xiaomi Mi 8 Android smartphone and positioning performance analysis	2019	FALSE
Android anti-virus analysis	2012	FALSE
The evolution of android malware and android analysis techniques	2017	FALSE
DroidRay: a security evaluation system for customized android firmwares	2014	TRUE
Andrubis-1,000,000 apps later: A view on current Android malware behaviors	2014	FALSE
Static analysis of android apps: A systematic literature review	2017	FALSE
An analysis of pre-installed android software	2020	TRUE
Scalable graph-based bug search for firmware images	2016	TRUE
FIRMSCOPE: Automatic Uncovering of Privilege-Escalation Vulnerabilities in Pre-Installed Apps in Android Firmware	2020	TRUE
Detect malware in android firmware based on distributed network environment	2019	FALSE
Hybrid firmware analysis for known mobile and iot security vulnerabilities	2020	TRUE
Andrubis-1,000,000 apps later: A view on current Android malware behaviors	2014	FALSE
Sensitive data leakage detection in pre-installed applications of custom Android firmware	2017	FALSE
Attention spanned: Comprehensive vulnerability analysis of AT commands within the android ecosystem	2018	FALSE
Towards automated classification of firmware images and identification of embedded devices	2017	TRUE
Binarn: Scalable and efficient detection of vulnerabilities in firmware images of intelligent electronic devices	2018	FALSE
Static malware detection and attribution in android byte-code through an end-to-end deep system	2020	FALSE
A large-scale analysis of the security of embedded firmwares	2014	FALSE
The university of sussex-huawei locomotion and transportation dataset for multimodal analytics with mobile devices	2018	FALSE
Abusing Android Runtime for Application Obfuscation	2020	FALSE
Evaluation of tree based machine learning classifiers for android malware detection	2018	FALSE
Dissecting android malware: Characterization and evolution	2012	FALSE
Evaluating machine learning models for android malware detection: a comparison study	2018	FALSE
Efficient signature generation for classifying cross-architecture IoT malware	2018	FALSE
Proposing Automatic Dataset Generation System to Support Android Sensitive Data Leakage Detection Systems	2019	FALSE
Efficient, context-aware privacy leakage confinement for android applications without firmware modding	2014	FALSE
An analysis of pre-installed android software	2020	TRUE
Riskranker: scalable and accurate zero-day android malware detection	2012	FALSE
HALucinator: Firmware re-hosting through abstraction layer emulation	2020	FALSE
Dissecting android malware: Characterization and evolution	2012	FALSE
Cost-effective smartphone-based reconfigurable electrochemical instrument for alcohol determination in whole blood samples	2018	FALSE
Hey, you, get off of my market: detecting malicious apps in official and alternative android markets.	2012	FALSE
DroidRay: a security evaluation system for customized android firmwares	2014	FALSE
Monet: a user-oriented behavior-based malware variants detection system for android	2016	FALSE
Semantics-aware android malware classification using weighted contextual api dependency graphs	2014	FALSE
A close look at a daily dataset of malware samples	2019	FALSE
Sensitive data leakage detection in pre-installed applications of custom Android firmware	2017	FALSE
Evaluating machine learning models for android malware detection: a comparison study	2018	FALSE
Parallel Space Traveling: A Security Analysis of App-Level Virtualization in Android	2020	FALSE

Title	Year	Relvant
Scalable graph-based bug search for firmware images	2016	FALSE
Evaluation of tree based machine learning classifiers for android malware detection	2018	FALSE
Andrubis-1,000,000 apps later: A view on current Android malware behaviors	2014	FALSE
Breaking all the things—A systematic survey of firmware extraction techniques for IoT devices	2018	FALSE
BigMAC: Fine-Grained Policy Analysis of Android Firmware	2020	TRUE
Android digital forensics: data, extraction and analysis	2017	FALSE
Attention spanned: Comprehensive vulnerability analysis of AT commands within the android ecosystem	2018	FALSE
Human assisted information extraction through Bluetooth low energy on android	2019	FALSE
A firmware code gene extraction technology for IoT terminal	2019	FALSE
Methodology for Forensics Data Reconstruction on Mobile Devices with Android Operating System Applying In-System Programming and Combination Firmware	2020	FALSE
Free your CSI: A channel state information extraction platform for modern Wi-Fi chipsets	2019	FALSE
Automatic feature extraction, categorization and detection of malicious code in Android applications	2014	FALSE
Android forensic capability and evaluation of extraction tools	2012	FALSE
WeChat forensic artifacts: Android phone extraction and analysis	2015	FALSE
Toward Automated Firmware Analysis in the IoT Era	2019	FALSE
Logical Acquisition in the Forensic Investigation Process of Android Smartphones based on Agent using Open Source Software	2020	FALSE
The Nexmon firmware analysis and modification framework: Empowering researchers to enhance Wi-Fi devices	2018	FALSE
Hybrid firmware analysis for known mobile and iot security vulnerabilities	2020	FALSE
Android hacker's handbook	2014	FALSE
Android phone forensic: Tools and techniques	2016	FALSE
ADetect: Hybrid Analysis Feature Extraction for Android malware Detection	2018	FALSE
Android Forensics: Tools and Techniques for Manual Data Extraction	2019	FALSE
BaseSAFE: baseband sanitized fuzzing through emulation	2020	TRUE
Frankenstein: Advanced Wireless Fuzzing to Exploit New Bluetooth Escalation Targets	2020	TRUE
Difuze: Interface aware fuzzing for kernel drivers	2017	TRUE
Periscope: An effective probing and fuzzing framework for the hardware-os boundary	2019	TRUE
HFL: Hybrid fuzzing on the linux kernel	2020	TRUE
BigMAC: Fine-Grained Policy Analysis of Android Firmware	2020	TRUE
Agamotto: Accelerating Kernel Driver Fuzzing with Lightweight Virtual Machine Check-points	2020	TRUE
Ex-vivo dynamic analysis framework for Android device drivers	2020	TRUE
Fw-fuzz: A code coverage-guided fuzzing framework for network protocols on firmware	2020	TRUE
Fuzzing: State of the art	2018	TRUE
Vulnerability detection in iot firmware: A survey	2017	TRUE
FIRMSCOPE: Automatic Uncovering of Privilege-Escalation Vulnerabilities in Pre-Installed Apps in Android Firmware	2020	TRUE
AFL++: Combining incremental steps of fuzzing research	2020	TRUE
Fuzzing the Android Applications With HTTP/HTTPS Network Data	2019	TRUE
Kernel vulnerability analysis: a survey	2019	TRUE
Charm: Facilitating dynamic analysis of device drivers of mobile systems	2018	TRUE
New flash memory acquisition methods based on firmware update protocols for LG Android smartphones	2018	TRUE
Slake: facilitating slab manipulation for exploiting vulnerabilities in the Linux kernel	2019	TRUE
BigMAC: Fine-Grained Policy Analysis of Android Firmware	2020	TRUE
Breaking all the things—A systematic survey of firmware extraction techniques for IoT devices	2018	TRUE
DETECT SECURITY THREAT IN ANDROID CUSTOM FIRMWARE BY ANALYZING APPLICATIONS FRAMEWORK AND DEFAULT SETTINGS	2019	TRUE
Detect malware in android firmware based on distributed network environment	2019	TRUE
Welcome to Binder: A kernel level attack model for the Binder in Android operating system	2016	TRUE
Live acquisition of main memory data from Android smartphones and smartwatches	2017	FALSE
Android digital forensics: data, extraction and analysis	2017	FALSE
A tool for volatile memory acquisition from Android devices	2016	FALSE
Android hacker's handbook	2014	FALSE
A Novel approach for bootkit detection in Android Platform	2018	TRUE
Attention spanned: Comprehensive vulnerability analysis of AT commands within the android ecosystem	2018	TRUE
DroidRay: a security evaluation system for customized android firmwares	2014	TRUE

Title	Year	Relvant
Free your CSI: A channel state information extraction platform for modern Wi-Fi chipsets	2019	FALSE
Mobile root exploit detection based on system events extracted from android platform	2013	FALSE
An Attack-Defense Model for the Binder on the Android Kernel Level	2017	TRUE
A firmware code gene extraction technology for IoT terminal	2019	TRUE
Difuze: Interface aware fuzzing for kernel drivers	2017	TRUE
Methodology for Forensics Data Reconstruction on Mobile Devices with Android Operating System Applying In-System Programming and Combination Firmware	2020	FALSE
BigMAC: Fine-Grained Policy Analysis of Android Firmware	2020	TRUE
FIRMSCOPE: Automatic Uncovering of Privilege-Escalation Vulnerabilities in Pre-Installed Apps in Android Firmware	2020	TRUE
Andrubis-1,000,000 apps later: A view on current Android malware behaviors	2014	FALSE
Anatomy of a vulnerable fitness tracking system: Dissecting the fitbit cloud, app, and firmware	2018	FALSE
Riskranker: scalable and accurate zero-day android malware detection	2012	FALSE
Breaking all the things—A systematic survey of firmware extraction techniques for IoT devices	2018	FALSE
Detect malware in android firmware based on distributed network environment	2019	FALSE
DroidRay: a security evaluation system for customized android firmwares	2014	FALSE
Sensitive data leakage detection in pre-installed applications of custom Android firmware	2017	FALSE
Hey, you, get off of my market: detecting malicious apps in official and alternative android markets.	2012	FALSE
Detecting repackaged smartphone applications in third-party android marketplaces	2012	FALSE
An analysis of pre-installed android software	2020	TRUE
ADROIT: Android malware detection using meta-information	2016	FALSE
Droidagle: seamless detection of visually similar android apps	2015	FALSE
Android digital forensics: data, extraction and analysis	2017	FALSE
Semantics-aware android malware classification using weighted contextual api dependency graphs	2014	FALSE
Toward Automated Firmware Analysis in the IoT Era	2019	FALSE
Effective detection of android malware based on the usage of data flow APIs and machine learning	2016	FALSE
DETECT SECURITY THREAT IN ANDROID CUSTOM FIRMWARE BY ANALYZING APPLICATIONS FRAMEWORK AND DEFAULT SETTINGS	2019	FALSE
An analysis of pre-installed android software	2020	TRUE
FIRMSCOPE: Automatic Uncovering of Privilege-Escalation Vulnerabilities in Pre-Installed Apps in Android Firmware	2020	TRUE
Pleasure or pain? An evaluation of the costs and utilities of bloatware applications in android smartphones	2020	TRUE
Jred: Program customization and bloatware mitigation based on static analysis	2016	FALSE
Checking intent-based communication in android with intent space analysis	2016	FALSE
Learning Android Forensics: Analyze Android devices with the latest forensic tools and techniques	2018	FALSE
Smartphone bloatware: an overlooked privacy problem	2017	TRUE
There is no such thing as free Lunch: An Investigation of Bloatware Effects on Smart Devices	2018	TRUE
How Did That Get In My Phone? Unwanted App Distribution on Android Devices	2020	TRUE
Ghost installer in the shadow: Security analysis of app installation on android	2017	FALSE
Characterizing smartphone usage patterns from millions of android users	2015	FALSE
Privacy Problem	2017	FALSE
Do android users write about electric sheep? examining consumer reviews in google play	2013	FALSE
Insights into rooted and non-rooted android mobile devices with behavior analytics	2016	FALSE
Selectively taming background android apps to improve battery lifetime	2015	FALSE
Intrusion Detection System for Android: Linux kernel system calls analysis	2017	FALSE
Bloatware and Jailbreaking: How Consumer-Initiated Modification Interacts with Product Pricing	2016	FALSE
Mobile application development approaches: a comparative analysis on the use of storage space	2018	FALSE
Rootguard: Protecting rooted android phones	2014	FALSE
An analysis of pre-installed android software	2020	TRUE
FIRMSCOPE: Automatic Uncovering of Privilege-Escalation Vulnerabilities in Pre-Installed Apps in Android Firmware	2020	TRUE
Towards mutation analysis of android apps	2015	FALSE
Permission evolution in the android ecosystem	2012	FALSE
Vetting undesirable behaviors in android apps with permission use analysis	2013	FALSE
System calls analysis of malwares on android	2013	FALSE

Title	Year	Relvant
DroidRay: a security evaluation system for customized android firmwares	2014	FALSE
Forensic analysis of instant messenger applications on android devices	2013	FALSE
Going native: Using a large-scale analysis of android apps to create a practical native-code sandboxing policy	2016	FALSE
Android permissions demystified	2011	FALSE
Baredroid: Large-scale analysis of android apps on real devices	2015	FALSE
Systematic detection of capability leaks in stock android smartphones.	2012	FALSE
Harvesting inconsistent security configurations in custom android roms via differential analysis	2016	FALSE
Studying TLS usage in Android apps	2017	FALSE
Permission-based malware detection mechanisms on android: Analysis and perspectives	2014	FALSE
Forensic analysis of geodata in android smartphones	2011	FALSE
APK Auditor: Permission-based Android malware detection system	2015	TRUE
Mutation operators for testing Android apps	2017	TRUE
Insights into layout patterns of mobile user interfaces by an automatic analysis of android apps	2013	TRUE
Evading android runtime analysis via sandbox detection	2014	TRUE
An analysis of pre-installed android software	2020	TRUE
Android malware static analysis techniques	2015	TRUE
Going native: Using a large-scale analysis of android apps to create a practical native-code sandboxing policy	2016	TRUE
FIRMSCOPE: Automatic Uncovering of Privilege-Escalation Vulnerabilities in Pre-Installed Apps in Android Firmware	2020	TRUE
DroidRay: a security evaluation system for customized android firmwares	2014	TRUE
Permission evolution in the android ecosystem	2012	FALSE
Android permissions demystified	2011	FALSE
Merging permission and api features for android malware detection	2016	FALSE
Open doors for bob and mallory: Open port usage in android apps and security implications	2017	FALSE
Analyzing inter-application communication in Android	2011	FALSE
System calls analysis of malwares on android	2013	TRUE
Vetting undesirable behaviors in android apps with permission use analysis	2013	FALSE
A case study in open source software security and privacy: Android adware	2012	TRUE
Android multitasking mechanism: Formal semantics and static analysis of apps	2019	TRUE
Invetter: Locating insecure input validations in android services	2018	TRUE
Towards mutation analysis of android apps	2015	TRUE
Studying TLS usage in Android apps	2017	TRUE
Systematic detection of capability leaks in stock android smartphones.	2012	TRUE
A new android malware detection approach using bayesian classification	2013	FALSE
An analysis of pre-installed android software	2020	TRUE
System calls analysis of malwares on android	2013	TRUE
DroidRay: a security evaluation system for customized android firmwares	2014	TRUE
Dynamic analysis of android malware	2013	TRUE
Droidmate: a robust and extensible test generator for android	2016	TRUE
Evading android runtime analysis via sandbox detection	2014	TRUE
Vetting undesirable behaviors in android apps with permission use analysis	2013	TRUE
FIRMSCOPE: Automatic Uncovering of Privilege-Escalation Vulnerabilities in Pre-Installed Apps in Android Firmware	2020	TRUE
Samandroid: a novel 3-level hybrid malware detection model for android operating system	2018	FALSE
A machine-learning approach for classifying and categorizing android sources and sinks.	2014	FALSE
Going native: Using a large-scale analysis of android apps to create a practical native-code sandboxing policy	2016	TRUE
Analyzing inter-application communication in Android	2011	TRUE
Permission use analysis for vetting undesirable behaviors in android apps	2014	TRUE
Android permissions demystified	2011	TRUE
Analyzing android application in real-time at kernel level	2017	TRUE
Baredroid: Large-scale analysis of android apps on real devices	2015	TRUE
Automated dynamic enforcement of synthesized security policies in android	2015	TRUE
Analyzing android browser apps for file://vulnerabilities	2014	TRUE
The peril of fragmentation: Security hazards in android device driver customizations	2014	TRUE
DroidRay: a security evaluation system for customized android firmwares	2014	TRUE
Merging permission and api features for android malware detection	2016	TRUE
Droidapiminer: Mining api-level features for robust malware detection in android	2013	TRUE
PIndroid: A novel Android malware detection system using ensemble learning methods	2017	TRUE
Permission evolution in the android ecosystem	2012	TRUE

Title	Year	Relvant
Permission-based malware detection mechanisms on android: Analysis and perspectives	2014	TRUE
A new android malware detection approach using bayesian classification	2013	TRUE
APK Auditor: Permission-based Android malware detection system	2015	TRUE
Android malware static analysis techniques	2015	TRUE
Malicious android applications in the enterprise: What do they do and how do we fix it?	2012	TRUE
Android SMS malware: Vulnerability and mitigation	2013	TRUE
An analysis of pre-installed android software	2020	TRUE
Using deep neural network for Android malware detection	2019	TRUE
Mobile malware report	2015	TRUE
A study of android malware detection technology evolution	2015	TRUE
Upgrading your android, elevating my malware: Privilege escalation through mobile os updating	2014	TRUE
System calls analysis of malwares on android	2013	TRUE
Intelligent Approach for Android Malware Detection.	2015	TRUE
Dynamic analysis of android malware	2013	TRUE
Libd: Scalable and precise third-party library detection in android markets	2017	TRUE
Reliable third-party library detection in android and its security applications	2016	TRUE
Libradar: Fast and accurate detection of third-party libraries in android apps	2016	TRUE
Addetect: Automated detection of android ad libraries using semantic analysis	2014	TRUE
Orlis: Obfuscation-resilient library detection for Android	2018	TRUE
Securing android applications via edge assistant third-party library detection	2019	TRUE
Detecting third-party libraries in android applications with high precision and recall	2018	TRUE
Large-scale third-party library detection in android markets	2018	TRUE
Automated Third-Party Library Detection for Android Applications: Are We There Yet?	2020	TRUE
Andarwin: Scalable detection of android application clones based on semantics	2014	TRUE
Libid: reliable identification of obfuscated third-party android libraries	2019	TRUE
Identify and inspect libraries in android applications	2018	TRUE
Automatic detection of inter-application permission leaks in android applications	2013	TRUE
The impact of third-party code on android app security	2018	TRUE
Revisiting the impact of common libraries for android-related investigations	2019	TRUE
Who changed you? Obfuscator identification for Android	2017	TRUE
Andarwin: Scalable detection of semantically similar android applications	2013	FALSE
Keep me updated: An empirical study of third-party library updatability on android	2017	TRUE
Dynamic detection of inter-application communication vulnerabilities in Android	2015	FALSE
Networkprofiler: Towards automatic fingerprinting of android apps	2013	TRUE
Fingerprinting Android malware families	2019	FALSE
Scalable and robust unsupervised android malware fingerprinting using community-based network partitioning	2020	TRUE
Design of a mobile inspector for detecting illegal Android applications using fingerprinting	2013	FALSE
Investigating Fingerprinters and Fingerprinting-Alike Behaviour of Android Applications	2018	FALSE
Resilient and Scalable Android Malware Fingerprinting and Detection	2020	FALSE
Android library for recognition of activities of daily living: implementation considerations, challenges, and solutions	2018	FALSE
WiFi RSSI preprocessing library for Android	2018	FALSE
Sensorid: Sensor calibration fingerprinting for smartphones	2019	FALSE
Development of a Smartphone-Based University Library Navigation and Information Service Employing Wi-Fi Location Fingerprinting	2021	FALSE
Orlis: Obfuscation-resilient library detection for Android	2018	TRUE
Website Fingerprinting by Power Estimation Based Side-Channel Attacks on Android 7	2018	FALSE
Mobile device identification via sensor fingerprinting	2014	FALSE
Binsign: fingerprinting binary functions to support automated analysis of code executables	2017	FALSE
Pixel perfect: Fingerprinting canvas in HTML5	2012	FALSE
POWERFUL: Mobile app fingerprinting via power analysis	2017	FALSE
Discovering flaws in security-focused static analysis tools for android using systematic mutation	2018	TRUE
HornDroid: Practical and sound static analysis of Android applications by SMT solving	2016	TRUE
droid: Assessment and evaluation of android application analysis tools	2016	TRUE
A dataset of open-source android applications	2015	TRUE
Static analysis of Android programs	2012	TRUE
Android: Static analysis using similarity distance	2012	TRUE
Jn-saf: Precise and efficient ndk/jni-aware inter-language static analysis framework for security vetting of android applications with native code	2018	TRUE
HybriDroid: static analysis framework for Android hybrid applications	2016	TRUE
Do android taint analysis tools keep their promises?	2018	TRUE

Title	Year	Relvant
Where are we looking? Understanding android static analysis techniques	2019	TRUE
Dexpler: converting android dalvik bytecode to jimple for static analysis with soot	2012	TRUE
Static analysis of android apps: A systematic literature review	2017	TRUE
Androlic: an extensible flow, context, object, field, and path-sensitive static analysis framework for Android	2019	TRUE
Reflection-aware static analysis of android apps	2016	TRUE
Software quality through the eyes of the end-user and static analysis tools: A study on android oss applications	2018	TRUE
Andrubis-1,000,000 apps later: A view on current Android malware behaviors	2014	FALSE
RedDroid: Android application redundancy customization based on static analysis	2018	TRUE
An app based on static analysis for Android ransomware	2017	TRUE
Evaluating state-of-the-art free and open source static analysis tools against buffer errors in android apps	2017	TRUE
Combining static analysis with probabilistic models to enable market-scale android inter-component analysis	2016	TRUE
Android: Static analysis using similarity distance	2012	TRUE
Using static analysis for automatic assessment and mitigation of unwanted and malicious activities within Android applications	2011	TRUE
Detecting software vulnerabilities in android using static analysis	2014	TRUE
Static analysis of android apps: A systematic literature review	2017	TRUE
Android Application Protection against Static Reverse Engineering based on Multidexing.	2016	TRUE
VAnDroid: A framework for vulnerability analysis of Android applications using a model-driven reverse engineering technique	2019	TRUE
Exploring reverse engineering symptoms in Android apps	2015	TRUE
Discovering optimal features using static analysis and a genetic search based method for Android malware detection	2018	TRUE
AndroShield: automated android applications vulnerability detection, a hybrid static and dynamic analysis approach	2019	TRUE
What static analysis can utmost offer for Android malware detection	2019	TRUE
RedDroid: Android application redundancy customization based on static analysis	2018	TRUE
Static and dynamic analysis of android malware.	2017	TRUE
Andlantis: Large-scale Android dynamic analysis	2014	TRUE
Static window transition graphs for Android	2018	TRUE
Reverse Engineering of Android Applications: REiMPAcT	2020	TRUE
Dexpler: converting android dalvik bytecode to jimple for static analysis with soot	2012	TRUE
Android applications scanning: The guide	2019	TRUE
A hybrid approach for reverse engineering GUI model from android apps for automated testing	2017	TRUE
An Android security case study with bauhaus	2011	TRUE
Detecting energy bugs in android apps using static analysis	2017	TRUE
Static analysis for extracting permission checks of a large scale framework: The challenges and solutions for analyzing android	2014	TRUE
Pscout: analyzing the android permission specification	2012	TRUE
Droid permission miner: Mining prominent permissions for Android malware analysis	2014	TRUE
Static and dynamic analysis of android malware.	2017	TRUE
Automatically securing permission-based software by reducing the attack surface: An application to android	2012	TRUE
Reevaluating android permission gaps with static and dynamic analysis	2015	TRUE
Two phase static analysis technique for android malware detection	2015	FALSE
ANASTASIA: ANdroid mAlware detection using STatic analySIs of Applications	2016	FALSE
DroidAlarm: an all-sided static analysis tool for Android privilege-escalation malware	2013	FALSE
DroidDet: effective and robust detection of android malware using static analysis along with rotation forest model	2018	FALSE
Machine learning for android malware detection using permission and api calls	2013	FALSE
An Android application risk evaluation framework based on minimum permission set identification	2020	TRUE
Analysis of android inter-app security vulnerabilities using covert	2015	FALSE
Static and dynamic analysis for android malware detection	2016	FALSE
Static detection of Android malware by using permissions and API calls	2014	FALSE
Static and dynamic analysis for android malware detection	2018	FALSE
A novel permission ranking system for android malware detection—the permission grader	2020	TRUE
An Android malware detection system based on machine learning	2017	FALSE
High accuracy android malware detection using ensemble learning	2015	FALSE
Detection of android malware by static analysis on permissions and sensitive functions	2016	TRUE

Title	Year	Relvant
A study on static analysis model of mobile application for privacy protection	2012	FALSE
Vulnerability Parser: A Static Vulnerability Analysis System for Android Applications	2019	TRUE
Droidmat: Android malware detection through manifest and api calls tracing	2012	FALSE
Droidchecker: analyzing android applications for capability leak	2012	FALSE
S3ntinel: An Extensible Static Analysis Framework for Android Applications	2018	TRUE
Combining static analysis with probabilistic models to enable market-scale android inter-component analysis	2016	FALSE
Mobile-sandbox: having a deeper look into android applications	2013	FALSE
Jn-saf: Precise and efficient ndk/jni-aware inter-language static analysis framework for security vetting of android applications with native code	2018	FALSE
Android malware detection based on static analysis of characteristic tree	2015	FALSE
R-droid: Leveraging android app analysis with static slice optimization	2016	FALSE
ASAF: Android Static Analysis Framework	2020	FALSE
DroidAlarm: an all-sided static analysis tool for Android privilege-escalation malware	2013	FALSE
Effective inter-component communication mapping in android: An essential step towards holistic security analysis	2013	FALSE
Information flow analysis of android applications in droidsafe.	2015	FALSE
Andrubis-1,000,000 apps later: A view on current Android malware behaviors	2014	FALSE
Pscout: analyzing the android permission specification	2012	FALSE
Flowdroid: Precise context, flow, field, object-sensitive and lifecycle-aware taint analysis for android apps	2014	FALSE
Analysis of Bayesian classification-based approaches for Android malware detection	2014	FALSE
Effective real-time android application auditing	2015	FALSE
BigMAC: Fine-Grained Policy Analysis of Android Firmware	2020	TRUE
Efficient, context-aware privacy leakage confinement for android applications without firmware modding	2014	FALSE
Dynamic analysis of android malware	2013	FALSE
PARTEMU: Enabling Dynamic Analysis of Real-World TrustZone Software Using Emulation	2020	TRUE
Opening Pandora's box through ATFuzzer: dynamic analysis of AT interface for Android smartphones	2019	FALSE
Code coverage measurement for Android dynamic analysis tools	2015	TRUE
FIRMSCOPE: Automatic Uncovering of Privilege-Escalation Vulnerabilities in Pre-Installed Apps in Android Firmware	2020	TRUE
DroidRay: a security evaluation system for customized android firmwares	2014	TRUE
Charm: Facilitating dynamic analysis of device drivers of mobile systems	2018	TRUE
New flash memory acquisition methods based on firmware update protocols for LG Android smartphones	2018	FALSE
Hybrid firmware analysis for known mobile and iot security vulnerabilities	2020	TRUE
AVATAR: A Framework to Support Dynamic Security Analysis of Embedded Systems' Firmwares.	2014	TRUE
HALucinator: Firmware re-hosting through abstraction layer emulation	2020	TRUE
Vulnerability detection in iot firmware: A survey	2017	TRUE
Evading android runtime analysis through detecting programmed interactions	2016	FALSE
An analysis of pre-installed android software	2020	TRUE
Andrubis 1,000,000 apps later: A view on current Android malware behaviors	2014	FALSE
Toward Automated Firmware Analysis in the IoT Era	2019	FALSE
Detecting Android malware using long short-term memory (LSTM)	2018	FALSE
A collaborative framework for android malware detection using DNS & dynamic analysis	2017	FALSE
An analysis of pre-installed android software	2020	TRUE
DroidRay: a security evaluation system for customized android firmwares	2014	TRUE
System calls analysis of malwares on android	2013	FALSE
Dynamic analysis of android malware	2013	FALSE
Droidmate: a robust and extensible test generator for android	2016	FALSE
Samadroid: a novel 3-level hybrid malware detection model for android operating system	2018	FALSE
FIRMSCOPE: Automatic Uncovering of Privilege-Escalation Vulnerabilities in Pre-Installed Apps in Android Firmware	2020	TRUE
A machine-learning approach for classifying and categorizing android sources and sinks.	2014	FALSE
Vetting undesirable behaviors in android apps with permission use analysis	2013	FALSE
Beyond google play: A large-scale comparative study of chinese android app markets	2018	TRUE
Automated dynamic enforcement of synthesized security policies in android	2015	FALSE
The peril of fragmentation: Security hazards in android device driver customizations	2014	FALSE
Going native: Using a large-scale analysis of android apps to create a practical native-code sandboxing policy	2016	FALSE
Droidapiminer: Mining api-level features for robust malware detection in android	2013	FALSE

Title	Year	Relvant
Evading android runtime analysis via sandbox detection	2014	FALSE
Analyzing android browser apps for file://vulnerabilities	2014	FALSE
A case study in open source software security and privacy: Android adware	2012	FALSE
Device administrator use and abuse in Android: Detection and characterization	2019	FALSE
Systematic detection of capability leaks in stock android smartphones.	2012	FALSE
Design and implementation of an android host-based intrusion prevention system	2014	FALSE
Malware detection using network traffic analysis in android based mobile devices	2014	TRUE
Andlantis: Large-scale Android dynamic analysis	2014	TRUE
CREDROID: Android malware detection by network traffic analysis	2016	TRUE
Ananas-a framework for analyzing android applications	2013	TRUE
Mobile-sandbox: having a deeper look into android applications	2013	TRUE
Android malware detection based on network traffic using decision tree algorithm	2018	TRUE
Identifying vulnerabilities of SSL/TLS certificate verification in Android apps with static and dynamic analysis	2020	TRUE
LIBSPECTOR: Context-Aware Large-Scale Network Traffic Analysis of Android Applications	2020	TRUE
Comparative study of k-means and mini batch k-means clustering algorithms in android malware detection using network traffic analysis	2014	TRUE
Rage against the virtual machine: hindering dynamic analysis of android malware	2014	TRUE
Malware detection in Android by network traffic analysis	2015	TRUE
Manilyzer: automated android malware detection through manifest analysis	2014	TRUE
AndroShield: automated android applications vulnerability detection, a hybrid static and dynamic analysis approach	2019	TRUE
Visualizing the outcome of dynamic analysis of Android malware with VizMal	2020	TRUE
IntelliDroid: A Targeted Input Generator for the Dynamic Analysis of Android Malware.	2016	TRUE
NTPDroid: a hybrid android malware detector using network traffic and system permissions	2018	TRUE
Static and dynamic analysis of android malware.	2017	TRUE
An in-depth analysis of Android malware using hybrid techniques	2018	TRUE
A novel dynamic Android malware detection system with ensemble learning	2018	TRUE
Mobile-Sandbox: combining static and dynamic analysis with machine-learning techniques	2015	TRUE
DroidDocker: Dynamic analysis of android applications on Docker	2016	TRUE
A new tool for static and dynamic Android malware analysis	2018	TRUE
Detecting repackaged android applications using perceptual hashing	2020	FALSE
Dynalyze: Dynamic analysis of mobile apps in a platform-as-a-service cloud	2015	TRUE
Scredent: Scalable real-time anomalies detection and notification of targeted malware in mobile devices	2016	FALSE
Android malware detection through hybrid features fusion and ensemble classifiers: The AndroPyTool framework and the OmniDroid dataset	2019	FALSE
R2-d2: Color-inspired convolutional neural network (cnn)-based android malware detections	2018	FALSE
Grefenstette Bias based genetic algorithm for multi-site offloading using docker container in edge computing	2019	FALSE
Analysis and detection of malware in Android applications using machine learning	2019	FALSE
Android malware classification based on mobile security framework	2018	FALSE
Understanding the Security Risks of Docker Hub	2020	FALSE
Time-travel testing of Android apps	2020	FALSE
Concurrency-related flaky test detection in android apps	2020	FALSE
Dynamic malware analysis in the modern era. A state of the art survey	2019	FALSE
An empirical case study on the temporary file smell in dockerfiles	2019	FALSE
Performance tuning and modeling for big data applications in docker containers	2017	FALSE
Verifying Android Applications Using Java PathFinder	2017	FALSE
FastBuild: Accelerating Docker image building for efficient development and deployment of container	2019	FALSE
Andlantis: Large-scale Android dynamic analysis	2014	FALSE
Emulator vs real phone: Android malware detection using machine learning	2017	TRUE
Rage against the virtual machine: hindering dynamic analysis of android malware	2014	FALSE
A robust dynamic analysis system preventing SandBox detection by Android malware	2015	FALSE
Ananas-a framework for analyzing android applications	2013	FALSE
AndroShield: automated android applications vulnerability detection, a hybrid static and dynamic analysis approach	2019	FALSE
Dissecting the android bouncer	2012	FALSE
Static and dynamic analysis of android malware.	2017	FALSE
DynaLog: An automated dynamic analysis framework for characterizing android applications	2016	FALSE
ARTDroid: A Virtual-Method Hooking Framework on Android ART Runtime.	2016	FALSE
Ex-vivo dynamic analysis framework for Android device drivers	2020	FALSE

Title	Year	Relvant
Condroid: Targeted dynamic analysis of android applications	2015	FALSE
Mobile-sandbox: having a deeper look into android applications	2013	TRUE
Glassbox: dynamic analysis platform for malware android applications on real devices	2016	TRUE
DDefender: Android application threat detection using static and dynamic analysis	2018	FALSE
DroidTrace: A ptrace based Android dynamic analysis system with forward execution capability	2014	FALSE
Droid-AntiRM: Taming control flow anti-analysis to support automated dynamic analysis of android malware	2017	FALSE
Effectiveness of state-of-the-art dynamic analysis techniques in identifying diverse Android malware and future enhancements	2020	FALSE
DaVinci: Android App Analysis Beyond Frida via Dynamic System Call Instrumentation	2020	TRUE
ARTDroid: A Virtual-Method Hooking Framework on Android ART Runtime.	2016	TRUE
EDARoid: An Efficient Dynamic Analysis Tool for Android Applications	2020	TRUE
T2Droid: A TrustZone-based dynamic analyser for Android applications	2017	TRUE
Toward developing a systematic approach to generate benchmark android malware datasets and classification	2018	TRUE
On the (un) reliability of privacy policies in android apps	2020	TRUE
Honey, i shrunk your app security: The state of android app hardening	2018	FALSE
Two Anatomists Are Better than One—Dual-Level Android Malware Detection	2020	FALSE
An Automated Assessment of Android Clipboards	2020	TRUE
ARTist-A novel instrumentation framework for reversing and analyzing android apps and the middleware	2019	TRUE
Bringing Balance to the Force: Dynamic Analysis of the Android Application Framework	2021	TRUE
Android Hook Detection Based on Machine Learning and Dynamic Analysis	2020	TRUE
Remote runtime detection of tampering and of dynamic analysis attempts for Android apps	2019	TRUE
Evaluating Dynamic AnalysisMethods for Android Applications	2017	TRUE
Exploring Syscall-Based Semantics Reconstruction of Android Applications	2019	TRUE
A Hidden File Extraction Scheme Defeating Malware Using Android Dynamic Loading	2019	TRUE
Aspectdroid: Android app analysis system	2016	TRUE
DynaLog: An automated dynamic analysis framework for characterizing android applications	2016	TRUE
Droidward: an effective dynamic analysis method for vetting android applications	2018	TRUE
Reevaluating android permission gaps with static and dynamic analysis	2015	TRUE
IntelliDroid: A Targeted Input Generator for the Dynamic Analysis of Android Malware.	2016	TRUE
Towards dynamically monitoring Android applications on non-rooted devices in the wild	2018	FALSE
AndroShield: automated android applications vulnerability detection, a hybrid static and dynamic analysis approach	2019	TRUE
Code coverage measurement for Android dynamic analysis tools	2015	FALSE
DroidTrace: A ptrace based Android dynamic analysis system with forward execution capability	2014	TRUE
Security assessment of code obfuscation based on dynamic monitoring in android things	2017	TRUE
DroidDolphin: a dynamic Android malware detection framework using big data and machine learning	2014	TRUE
The state of Android security	2020	TRUE
Effectiveness of state-of-the-art dynamic analysis techniques in identifying diverse Android malware and future enhancements	2020	TRUE
Rage against the virtual machine: hindering dynamic analysis of android malware	2014	TRUE
Analysis of malicious behavior of android apps	2016	FALSE
DroidInjector: A process injection-based dynamic tracking system for runtime behaviors of Android applications	2017	TRUE
Malicious behavior analysis for android applications	2016	FALSE
A novel dynamic Android malware detection system with ensemble learning	2018	FALSE
DroidMonitor: a high-level programming model for dynamic API monitoring on Android	2015	TRUE
Mobile-sandbox: having a deeper look into android applications	2013	FALSE
DroidTrace: A ptrace based Android dynamic analysis system with forward execution capability	2014	TRUE
Droidward: an effective dynamic analysis method for vetting android applications	2018	TRUE
Real time android ransomware detection by analyzed android applications	2019	TRUE
IntelliDroid: A Targeted Input Generator for the Dynamic Analysis of Android Malware.	2016	TRUE
Towards dynamically monitoring Android applications on non-rooted devices in the wild	2018	FALSE
Aspectdroid: Android app analysis system	2016	TRUE
A novel dynamic Android malware detection system with ensemble learning	2018	FALSE
Samadroid: a novel 3-level hybrid malware detection model for android operating system	2018	FALSE
A hybrid approach of mobile malware detection in Android	2017	FALSE
Malware detection in android based on dynamic analysis	2017	FALSE

Title	Year	Relvant
Android based mobile application development and its security	2012	FALSE
Visualizing the outcome of dynamic analysis of Android malware with VizMal	2020	TRUE
ARTDroid: A Virtual-Method Hooking Framework on Android ART Runtime.	2016	FALSE
Mobile-sandbox: having a deeper look into android applications	2013	FALSE
Effectiveness of state-of-the-art dynamic analysis techniques in identifying diverse Android malware and future enhancements	2020	FALSE
Droid-sec: deep learning in android malware detection	2014	FALSE
AndroShield: automated android applications vulnerability detection, a hybrid static and dynamic analysis approach	2019	FALSE
Crowdroid: behavior-based malware detection system for android	2011	FALSE
Reevaluating android permission gaps with static and dynamic analysis	2015	FALSE
Android taint flow analysis for app sets	2014	TRUE
Leakminer: Detect information leakage on android with static taint analysis	2012	TRUE
Flowdroid: Precise context, flow, field, object-sensitive and lifecycle-aware taint analysis for android apps	2014	TRUE
Highly precise taint analysis for android applications	2013	TRUE
Do android taint analysis tools keep their promises?	2018	TRUE
Scalable and precise taint analysis for android	2015	TRUE
I know what leaked in your pocket: uncovering privacy leaks on Android Apps with Static Taint Analysis	2014	TRUE
A qualitative analysis of Android taint-analysis results	2019	TRUE
Appscopy: Semantics-based detection of android malware through static analysis	2014	TRUE
HybriDroid: static analysis framework for Android hybrid applications	2016	TRUE
Static analysis of android apps: A systematic literature review	2017	TRUE
TaintMan: An ART-compatible dynamic taint analysis framework on unmodified and non-rooted Android devices	2017	TRUE
TrustDroid: Preventing the use of SmartPhones for information leaking in corporate networks through the used of static analysis taint tracking	2012	TRUE
Heaps'n leaks: how heap snapshots improve Android taint analysis	2020	TRUE
Appcaulk: Data leak prevention by injecting targeted taint tracking into android apps	2014	FALSE
BridgeTaint: a bi-directional dynamic taint tracking method for JavaScript bridges in android hybrid applications	2018	TRUE
On the effectiveness of dynamic taint analysis for protecting against private information leaks on Android-based devices	2013	TRUE
Leveraging historical versions of Android apps for efficient and precise taint analysis	2018	TRUE
Overview of information flow tracking techniques based on taint analysis for android	2014	TRUE
Poking the bear: Lessons learned from probing three android malware datasets	2018	FALSE
Binsign: fingerprinting binary functions to support automated analysis of code executables	2017	FALSE
Droidscope: Seamlessly reconstructing the OS and dalvik semantic views for dynamic android malware analysis	2012	FALSE
DroidNative: Automating and optimizing detection of Android native code malware variants	2017	FALSE
Don't Pick the Cherry: An Evaluation Methodology for Android Malware Detection Methods	2019	FALSE
Automatic fingerprinting of vulnerable ble iot devices with static uuids from mobile apps	2019	FALSE
Unmasking android obfuscation tools using spatial analysis	2018	TRUE
Authorship attribution of android apps	2018	TRUE
Obfuscation fingerprinting in Android binaries	2015	TRUE
Android security: a survey of issues, malware penetration, and defenses	2014	FALSE
Hidemyapp: Hiding the presence of sensitive apps on android	2019	FALSE
Toward a more dependable hybrid analysis of android malware using aspect-oriented programming	2018	FALSE
Compiler Provenance Attribution	2020	FALSE
EveDroid: Event-aware Android malware detection against model degrading for IoT devices	2019	FALSE
Exploiting android system services through bypassing service helpers	2016	FALSE
Big Data fingerprinting information analytics for sustainability	2018	FALSE