

Human Languages with Greater Information Density Increase Communication Speed, but Decrease Conversation Breadth

Pedro Aceves
Bocconi University
pedro.aceves@unibocconi.it

James A. Evans
University of Chicago
Santa Fe Institute
jevans@uchicago.edu

Language is the primary medium through which human information is communicated and coordination is achieved¹⁻⁴. One of the most important language functions is to categorize the world so messages can be communicated through conversation. While we know a great deal about how human languages vary in their encoding of information within semantic domains^{5,6} such as color⁷⁻¹⁰, sound¹¹, number¹², locomotion^{13,14}, time¹⁵⁻¹⁷, space¹⁸⁻²¹, human activities^{22,23}, gender²⁴, body parts²⁵ and biology^{26,27}, little is known about the global structure of semantic information²⁸ and its effect on human communication²⁹. Using large-scale computation, artificial intelligence techniques, and massive, parallel corpora across 15 subject areas—including religion, economics, medicine, entertainment, politics, and technology—in 999 languages, here we show substantial variation in the information and semantic density of languages and their consequences for human communication and coordination. In contrast to prior work³⁰, we demonstrate that higher density languages communicate information much more quickly relative to lower density languages. Then, using over 9,000 real-life conversations across 14 languages and 90,000 Wikipedia articles across 140 languages, we show that because there are more ways to discuss any given topic in denser languages, conversations and articles retrace and cycle over a narrower conceptual terrain. These results demonstrate an important source of variation across the human communicative channel, suggesting that the structure of language shapes the nature and texture of conversation, with important consequences for the behavior of groups, organizations, markets, and societies.

The words of a language carve the vast space of meaning into concepts for communication. When we hear a sentence such as “I play soccer, monopoly, and the violin,”³¹ the words within may strike the English speaker as natural representations of their underlying conceptual information. This traditional, universalist perspective⁵ posits that conceptual information is represented by language through a straightforward mapping between words and their underlying concepts, which is invariant across cultures³²⁻³⁵. Translating this sentence into Spanish, however, leads to the following sentence: “Yo juego fútbol y monopoly, y toco el violín” (in English “I play soccer and monopoly, and I *touch* the violin”). The word “play” represents more conceptual information in English than in Spanish by also containing the act of violin playing and the staging of a theatrical performance (*obra* in Spanish), suggesting the relativity of conceptual information across languages (see Fig. 1a). This perspective posits that cultures differ in how they carve nature into concepts and that languages vary in their mapping between words and

underlying conceptual information³⁶⁻³⁸. Despite documented evidence of this variation across circumscribed knowledge domains with small language samples^{7,9-27,30,35,39}, and even recent larger-scale analyses that broaden the domains, number of languages or both^{5,40}, analyses of linguistic relativity have tended to ignore the degree to which the words of one language encode more or less conceptual information than another. We know little about cross-linguistic information density and even less about its effect on human communication and knowledge creation.

We begin by providing the first large-scale evidence to document wide variation in the degree of information density across the world's languages. Information density refers to the average amount of conceptual information per language unit^{30,39}. To systematically estimate the information density of languages, we used 18 diverse parallel translation corpora that contain equivalent text in English and many other languages (see Methods). As the purpose of translation is to preserve the information, force, and meaning of an expression in a code appropriate to the target language and culture⁴¹, we compare how pairs of languages differ in their linguistic encoding of the same conceptual information. We estimate information density by using the Huffman coding algorithm⁴², an information-theoretic measure that translates word symbols from each language into their most efficient binary code given the symbol distribution within the document. By then converting the words of each document within the parallel translation pair into its Huffman code and counting the bits in each document, we can infer that for languages encoded in fewer bits, each bit represents more conceptual information making them informationally denser. Because every corpus contains different information content, and every document is translated into English as well as one or more other languages, we use the bit size ratio of the secondary language to English as a normalized information density to enable comparison across all corpora. For ease of interpretation, we multiply the ratio by -100, such that larger values indicate greater informational density.

Consistent with limited work that has estimated the information density of languages using modest language samples and small textual corpora^{30,39}, using a large-scale sample of 999 languages representing 101 language families and a broad diversity of knowledge domains we find that there is substantial variation in linguistic information density across the world's languages (Fig. 1b). We further show consistency in language information density rates across diverse knowledge domains. We find that information density is highly correlated across knowledge domains as diverse as religion, banking, medicine, government, computer programming, news, movies, and public speeches (Extended Data Fig. 2). This suggests that to a significant extent, language information density is domain-independent and applies to all observed knowledge areas in each language.

Next we ask whether the information density of a language is associated with the density of the conceptual, semantic space. Conceptual space is the multidimensional space characterizing the distance between word and concept meanings in a language. The distribution of concepts within this space is what allows us to say, for example, that the "play" concept is closer to the "violin" concept in English than in Spanish. Following the distribution hypothesis, which posits that word meanings are proximate as a function of shared context⁴³, we estimate conceptual density with neural word embedding models built according to this principle⁴⁴. Word embedding models have previously been demonstrated to reveal rich semantic association into geometric distances, reproducing human analogies^{45,46}, cultural associations⁴⁷

and bias^{48,49}, and revealing polysemy or multiple use^{50,51}. Word embedding algorithms use word co-occurrences within a document and a neural network architecture to train a high-dimensional vector for each word in the corpus (see Methods). The output of the algorithm is a vector space wherein words with similar syntactic uses and semantic meaning tend to be close and words can have multiple dimensions of similarity and difference. The expectation is that languages with informationally more dense words will tend toward conceptual spaces that are likewise more dense, where the normalized distance between each word within the space is smaller, such that the average associational possibilities for each word is greater⁵⁰. We calculate this semantic density on the same document corpora for which we calculated information density. We note that it is not a foregone conclusion that information and conceptual density will correlate. Information density relies only on the frequency of each word across the corpus; Conceptual density relies on the diversity of contexts in which each word resides. If they strongly correlate, it would mean that the more times a word is used, the more ways it is used.

We find broad variation in the global structure of conceptual space across languages (see Extended Data Fig. 2). Some languages more densely interlink diverse conceptual subspaces while others are sparse and fragmented. This variation is strongly associated with a language's information density. Figure 2 displays raw associations between language information density and density in conceptual space across corpora, showing robust associations in all cases. Running an OLS regression controlling for corpus and language family, we find that a one unit increase in information density is associated with a .92 unit increase in conceptual space density (95% CI: 0.8, 1.04; $P < 0.001$; Model 3 in Extended Data Table 2). Thus, as more conceptual information is encoded into words of a language, concepts within that language become more closely associated (see Fig. 1a).

We next ask whether representing the same conceptual information in fewer bits sends information more quickly through spoken communication. The information theoretic expectation is that this should be the case, as fewer bits should be able to flow more quickly through a fixed bandwidth channel⁵². To test this expectation, we measured the time it took to speak the audio Bible in 265 languages—to communicate the same message encoded in different symbolic systems. In contrast to prior research that found limited association between language information density and communication speed based on modest text in less than 20 languages^{30,39}, we find large variation in the speed of communication across languages and this speed is associated with informational density (see Fig. 3). After controlling for corpus and language family, a one unit increase in information density is associated with a .74 unit decrease in communicative speed (95% CI: 0.58, 0.9; $P < 0.001$; Model 3 in Extended Data Table 3).

We further consider whether differences in conceptual information density shape discursive and conversational patterns in real-world communication. We traced how individuals traversed the conceptual space of a language in conversation, using text from over 9,000 conversations in 14 languages to measure (1) the total conceptual breadth of the conversation, and (2) the total conceptual distance travelled in conversation. We measured conceptual breadth of a conversation by drawing 100 word-pairs at random from the conversation and measuring their distance to one another using a word embedding model of the language. We then took the mean distance of word pairs as an indication of the breadth of conceptual information discussed, normalized by the density of the language's conceptual space (see Methods). We measured the conceptual distance travelled in a conversation by taking the first four utterances (i.e., entire conversational turns) within a conversation and measuring their conceptual distance to the last four

utterances of the same conversation (see Methods).

We find robust evidence that informationally denser languages cover a *narrower* conceptual range across all conversations. Controlling for duration, conversations in informationally denser languages cover a conceptually narrower range of discussion ($b=-0.033$; 95% CI: -0.031, -0.035; $P<0.001$; Model 2 in Extended Data Table 4; Fig. 4a) and travel a smaller conceptual distance from the beginning to the end of the conversation ($b=-0.0049$; 95% CI: -0.0047, -0.0051; $P<0.001$; Model 2 in Extended Data Table 5). This led us to conceive of a language generation model in which conversational discourse topics are sticky, with individuals tending to remain within topic rather than moving away from it. We hypothesize that within denser languages, participants will be better enabled and more likely to discuss the same topic from different points of view and by bringing in more diverse information to bear on it. From this perspective, conceptually denser languages facilitate the mobilization of neighboring conceptual information, leading to a more thorough discussion of any given topic. When this occurs, conversations will less likely move to new topics, leading to narrower, but deeper, conversations overall.

To test this we return to our parallel corpora to investigate whether the word embedding models exhibited information signatures consistent with this expectation. Using the 300-dimensional vector space embedding each document in each language pair, we use k -SVD to induce discourse topics from the conceptual space of word embeddings^{51,53,54} (see Methods). Within each parallel translation the same information is communicated through different languages, and so by holding the number of induced topics constant we can measure how each distributes words within topics and across the entire semantic space. We find that embedding models trained in higher information density languages generate discourse topics with more words per topic, suggesting there are more ways of talking and more things to say about any given one ($b=0.0078$; 95% CI: 0.004, 0.012; $P<0.01$; Model 2 in Extended Data Table 6). Next, we find that in higher information density languages the conceptual information contained within all topics more fully covers the entire range of conceptual information in the corpus—that the k induced topics enable us to recover substantially more of the overall semantic space of the embedding model ($b=0.00079$; 95% CI: 0.0004, 0.0012; $P<0.001$; Model 4 in Extended Data Table 6).

Returning to the conversations, we test whether conversations in informationally denser languages activate and engage with the larger set of conversational possibilities available for any given discursive topic. We trace the cumulative conceptual distance moved between the 1st and 60th utterances within a conversation. If conversations in informationally denser languages activate more conceptual information per discussion topic, then across all conversations within a language we should see that as conversations proceed by turn, greater conceptual information is mobilized such that by conversation end more cumulative conceptual terrain has been covered. We find strong evidence that this is the case. While conversations in informationally denser languages cover each topic of conversation in greater depth (Fig. 4b), they result in conversations conceptually more narrow in scope (Fig. 4a) less likely to shift to new conversational pastures or depart from the initial focus (Model 2 in Extended Data Table 5).

We broaden the empirical scope of this finding beyond the 14 languages for which we have conversational data by running simulated conversations over the trained conceptual spaces of a larger sample of 82 languages. We initialize each conversation by drawing a random word from the vocabulary

of the word embedding model. We then gather its n closest words in cosine distance from the embedding space (we ran simulations with $n = 5$ and 10) and convert these distances into a transition probability distribution from which we draw the next word in our simulated conversational sequence (we ran sequences of 10, 50, and 100 conversational turns), repeated 500 times per conceptual space. This process resembles the random walk design of popular document embedding approaches⁵⁵. When we measure the distance traveled between the random initializing word and the final word in the sequence, extended data table 7 shows that across all simulations, informationally denser languages traverse a narrower conceptual range relative to lower information density languages, suggesting that they retrace and cycle over topical areas longer relative to low information density languages.

Moreover, we find that collective knowledge outputs reflect the same conceptual dynamics found within conversations that produced them. We trace the conceptual breadth of over 95,000 Wikipedia articles collectively written by hundreds of thousands of contributors in 140 languages. When we investigate whether the final articles written through online conversations exhibit different patterns of information content based on the language used to write them, we find robust support for the idea that informationally denser languages are associated with knowledge articles on Wikipedia that cover much narrower conceptual terrain ($b=0.009$; 95% CI: 0.009, 0.009; $P<0.001$; Model 3 in Extended Data Table 8; Fig. 4.c), but in richer and deeper ways.

In summary, we report broad variation in how human languages encode information. While some languages more densely weave together diverse conceptual terrain, drawing together broad areas of conceptual space, others are sparser and more fragmented, separating distinct areas of meaning. We show that this variation in conceptual encoding is associated with important conversational dynamics, including speed of communication and patterned movement through the conceptual terrain of conversation and exposition. Because informationally denser languages contain more conceptual information per bit, more information flows through a fixed bandwidth communication channel leading to faster speed of communication. Higher information density languages are also associated with conversations that intensively traverse a narrower portion of conceptual space. This occurs because the set of possible things to say about any one topic is larger in denser languages, and branching opportunities for cycling are more numerous, leading conversation participants speaking these languages to trace and retrace the same conceptual content. Finally, we show that these broad reaching conversational patterns are observable in expository knowledge outputs produced by collaborative groups, such that knowledge produced in higher information density languages more intensively cover a more narrow region of conceptual space.

Together, our findings call for an expansion of the linguistic relativity hypothesis beyond a strictly cognitive framework, bringing the idea into the realm of communication, interaction, collaboration and collective action. It is not just the case that the structure of language shapes individual cognition^{7,11,16,18,56,57}. It also has the potential to influence how humans communicate and interact with each other, influencing the space of what collectives think and how they behave²⁹. From coordination, cooperation, and collaboration to conflict, competition and disruptive innovation, language structure stands to influence the success and failure of human collectives by shaping the nature and texture of conversation.

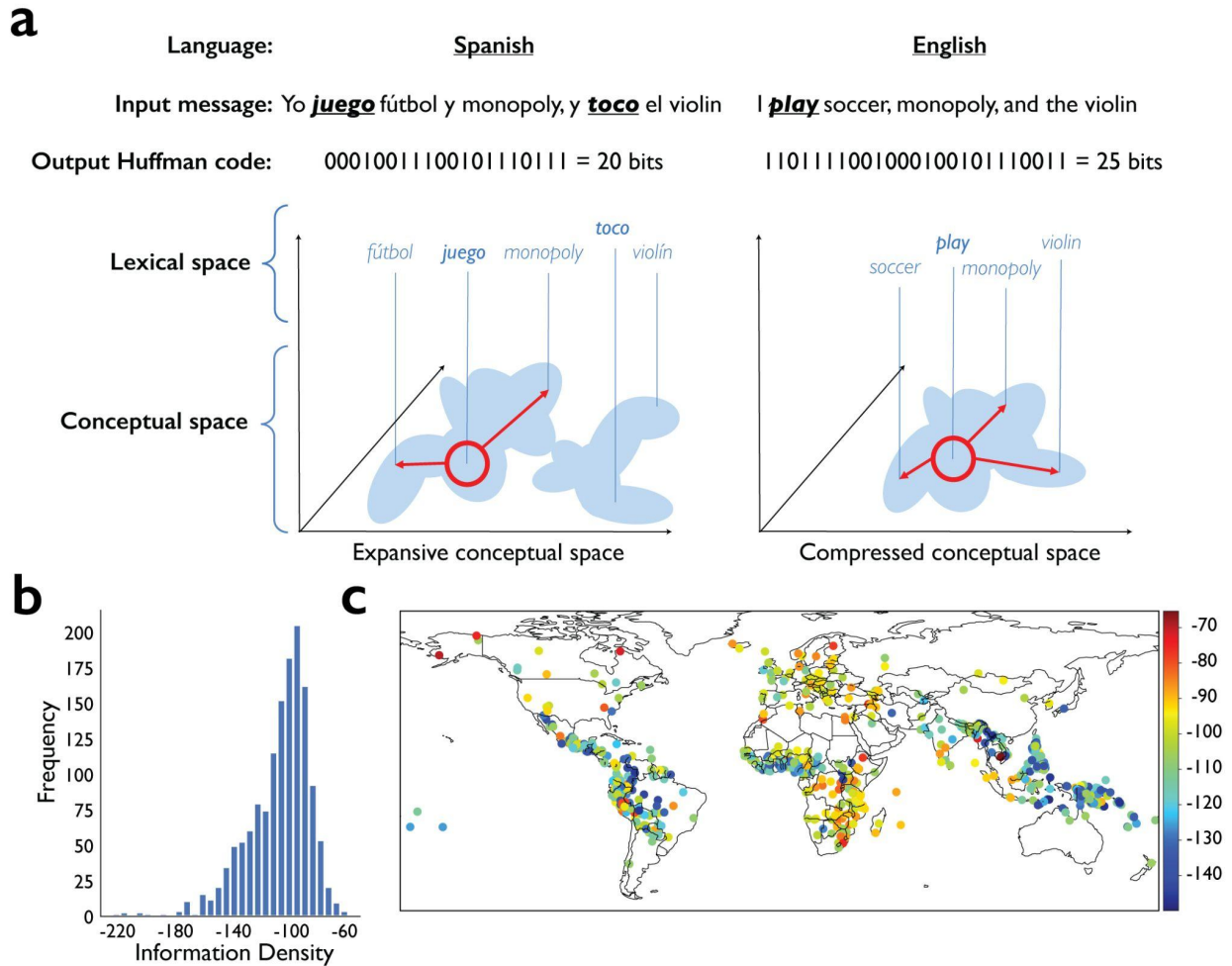


Fig. 1 | Broad variation in the information density of human languages.

a, Simplified illustration of information density, semantic density, and how they are related. Information density is estimated by taking parallel translations of an input message (i.e., the documents within our parallel translation corpora) and using the distribution of words within the document to compute an optimal, prefix free binary code for the words. We then translate the message into binary digits using this code. Informationally denser languages will have messages with fewer bits. Then, by taking the bit size ratio between the messages (times -100 so denser languages have larger values), we arrive at a measure of language information density. The consequence of informationally denser languages is that they compress the conceptual space. In the example above, because the word “play” in English is representing more conceptual information by also referring to the activity of moving a bow across the strings of a violin, the conceptual information of “monopoly” and “soccer” get nudged closer to the conceptual information related to “violin.” Our information density measure carries out this procedure at scale across massive, parallel aligned corpora, giving us an estimate of the information density across the entirety of a language.

b, Distribution of the language information density measure. Larger values equal informationally denser languages.

c, Geographic distribution of linguistic information density. Larger values (toward the red end of the continuum) equal informationally denser languages. Some regional clustering occurs (e.g., Europe, Southeast Africa, Southeast Asia).

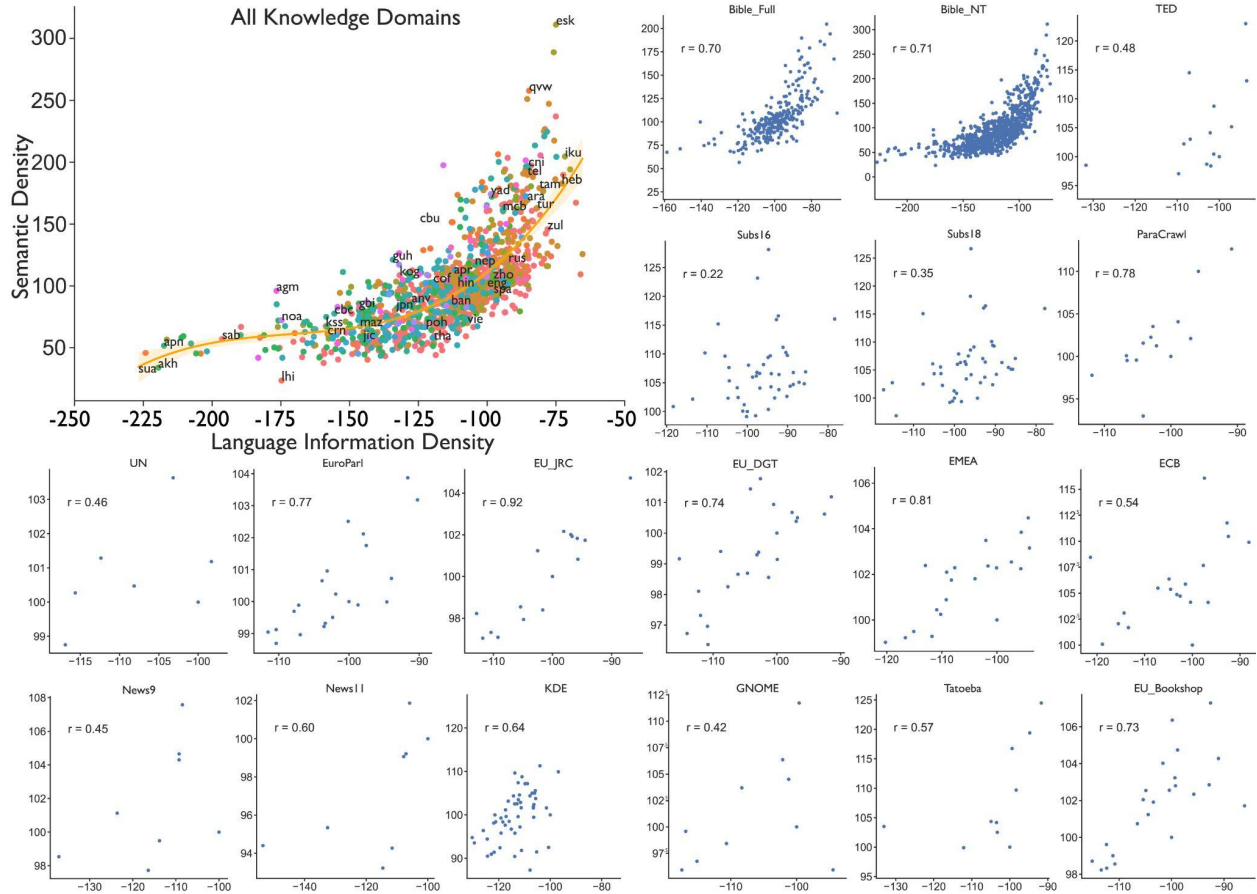


Fig. 2 | Effect of information density on semantic density by knowledge domain.

Across the 18 corpora in our sample, informationally more dense languages have conceptual or semantic spaces that are likewise more dense. Language codes in Methods Table 1.

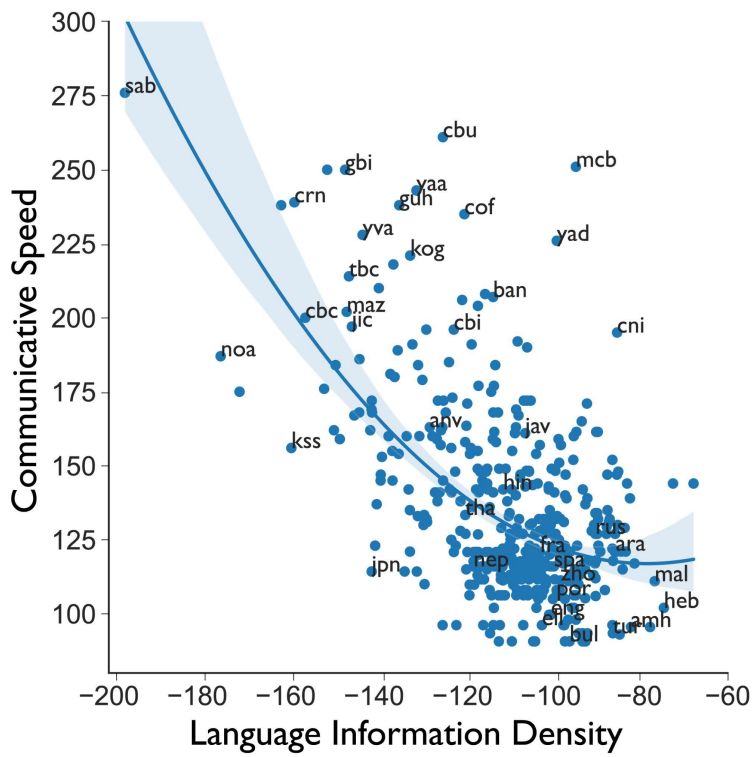


Fig. 3 | Association between information density and communicative speed. Informationally denser languages that pack information into fewer bits communicate more quickly. Language codes in Methods, Table 1.

Methods

No statistical methods were used to predetermine sample size. Randomization and blinding were not possible, given the observational nature of the study.

Dataset of parallel translations. The following parallel translation corpora were collected in order to estimate the linguistic information and semantic densities. These same corpora were also used for the random walk simulations. (1) complete Bible, including the Old and New Testaments⁵⁸⁻⁶⁰; (2) New Testament⁵⁸⁻⁶⁰; (3) news transcripts (News9 and News11)⁵⁸; (4) web text^{58,61}; (5) movie subtitles (Subs16 and Subs18)^{58,62}; (6) TED talks⁵⁸; (7) example sentences for foreign language learners; (8) United Nations^{58,63}; (9) European Central Bank⁵⁸; (10) European Medicines Agency⁵⁸; (11) European Union bookshop⁵⁸; (12) European Union Directorate General for Translation⁵⁸; (13) European Union Joint Research Centre⁵⁸; (14) European Parliamentary Proceedings⁵⁸; (15) GNOME software files⁵⁸; and (16) KDE software files⁵⁸. Extended data table 1 documents the number of languages and language families represented in each corpus. In total, these corpora represent 999 languages within 101 language families.

Table 1. Language codes mentioned in Figures 2-4 (all language codes are present in Table S1 of the Supplementary.

Code	Language Name	Family	Country
agm	Angaataha	anga1289	Papua New Guinea
akh	Angal Heneng	nucl1709	Papua New Guinea
amh	Amharic	afro1255	Ethiopia
anv	Denya	atla1278	Cameroon
apn	Apinayé	nucl1710	Brazil
apr	Arop-Lokep	aust1307	Papua New Guinea
ara	Egyptian Arabic	afro1255	Egypt
ban	Balinese	aust1307	Indonesia
bul	Bulgarian	indo1319	Bulgaria
cbc	Carapana	tuca1253	Brazil
cbi	Cha'palaa	barb1265	Ecuador
cbu	Candoshi-Shapra		Peru
cni	Asháninka	araw1281	Peru
cof	San Juan Colorado Mixtec	otom1299	Mexico
crn	El Nayar Cora	utoa1244	Mexico
ell	Modern Greek	indo1319	Greece
eng	English	indo1319	United Kingdom
esk	North Alaskan Inupiatun	eski1264	United States of America
fra	French	indo1319	France
gbi	Galela	nort2923	Indonesia
guh	Guahibo	guah1252	Colombia
heb	Modern Hebrew	afro1255	Israel

hin	Hindi	indo1319	India
iku	Eastern Canadian Inuktitut	eski1264	Canada
jav	Javanese	aust1307	Indonesia
jic	Tol	jica1245	Honduras
jpn	Japanese	japo1237	Japan
kog	Cogui	chib1249	Colombia
kss	Southern Kisi	atla1278	Sierra Leone
lhi	Lahu Shi	sino1245	Laos
mal	Malayalam	drav1251	India
maz	Central Mazahua	otom1299	Mexico
mcb	Machiguenga	araw1281	Peru
nep	Nepali	indo1319	Nepal
noa	Woun Meu	choc1280	Panama
poh	Poqomchi'	maya1287	Guatemala
por	Portuguese	indo1319	Portugal
qvw	Huaylla Wanca Quechua	quec1387	Peru
rus	Russian	indo1319	Russia
sab	Buglere	chib1249	Panama
spa	Spanish	indo1319	Spain
sua	Sulka		Papua New Guinea
tam	Tamil	drav1251	India
tbc	Takia	aust1307	Papua New Guinea
tel	Telugu	drav1251	India
tha	Thai	taik1256	Thailand
tur	Turkish	turk1311	Turkey
vie	Vietnamese	aust1305	Vietnam
yaa	Yaminahua	pano1259	Brazil
yad	Yagua	peba1241	Peru
yva	Yawa	yawa1259	Indonesia
zho	Mandarin Chinese	sino1245	China
zul	Zulu	atla1278	South Africa

Measuring language information density. To estimate language information density, we use the text of each corpus above and count how many times each word appears. We then use this distribution to generate the most efficient binary code for words in each document using the Huffman coding algorithm⁴². This algorithm creates the most efficient prefix-free binary code with which to encode a given symbol distribution. Formally, the input to the algorithm is a symbol set $A = \{a_1, a_2, \dots, a_n\}$ of size n , with weights $W = \{w_1, w_2, \dots, w_n\}$, where $w_i = \text{weight}(a_i)$, $i \in \{1, 2, \dots, n\}$ and is the proportion of each a_i in symbol set A . In the case of language, the symbols can be characters, morphemes, or words. Because our interest lies in how conceptual information is encoded, we use the symbol

distribution of the unique words within the transcript. The output of the algorithm is a code

$C(W) = \{c_1, c_2, \dots, n\}$, where c_i is the binary codeword for a_i . We let

$L(C(W)) = \sum_{i=1}^n w_i \times \text{length}(c_i)$ be the weighted path length of code C , and satisfy the condition

$L(C(W)) \leq L(T(W))$ for any code $T(W)$. The output of the Huffman Coding algorithm, then, is the shortest possible binary code for a given symbol distribution.

When every word in a text is translated into its Huffman code, we are left with a document of 0's and 1's and can count the number of binary digits (bits) in each Huffman coded document. For a given document, the larger the bit size of a document, the less informationally dense a language is, as this means that each bit contains less conceptual information. The smaller the bit size, the more informationally dense a language is, as this means that more conceptual information is contained within each bit. To make the measure comparable across corpora, we take the English document as the baseline bit size for each dyadic translation within a corpus and every other language takes on a ratio value relative to English. That is, the English value is the denominator and the ratio of each language is arrived at by using its document bit size in the numerator. We created this measure for 999 languages for which parallel translation corpora existed. For ease of interpretation of the statistical tests, we take this ratio and multiply it times -100, leading to larger values being associated with informationally denser languages. Figure 1b displays the distribution of languages across the information density continuum.

Measuring language semantic density. To measure the density of the conceptual space, we created a 300-dimensional vector-space model of the text within each document used to construct the information density measure, using a continuous bag-of-words approach^{45,64,65} and the following parameters: epochs=10 (number of iterations over the corpus), window = 5 (number of words before and after the focal word). These kinds of models project the word co-occurrences within a text into a multi-dimensional vector space wherein similar syntactic and semantic words tend to be close to each other and wherein words can have multiple degrees of similarity. Because these models can capture multiple degrees of similarity, they provide a useful representation of the conceptual space of a language as captured in any given corpus, given the multidimensional nature of word meaning. Vector-space models such as this effectively represent the conceptual relationships between the words of a language, capturing semantic regularities such as: V-king – V-man + V-woman = ~V-queen. The expectation is that languages with informationally denser words will tend toward conceptual spaces that are likewise denser, as each word within the space is likely to have on average more associational possibilities to every other word. The associational possibilities in higher information density languages are partly a consequence of words that appear in multiple contexts and that help to bring together disparate locations within the multidimensional spaces of these models.

Once the vector-space model for each individual document has been learned, we measured the average cosine similarity (which ranges between -1 and 1) between ten thousand random word-pairs for words within the vocabulary of the text. Larger values indicate closer distances. This cosine similarity measure characterizes the average distance within the multidimensional conceptual space of each document. A larger cosine similarity indicates that concepts tend to share closer meaning associations to each other, with a more compressed space between concepts. A smaller cosine similarity, on the other hand, indicates that more space has to be travelled in order to reach any given conceptual location. As with the linguistic information density measure, to make the measure comparable across corpora, we take the English document as the baseline density for each dyadic translation within a corpus and every other language

takes on a ratio value relative to English. For ease of interpretation, we multiply the ensuing value by 100. Larger values equal denser conceptual spaces.

Dataset and measure of audio file duration times. To measure the communicative speed of a language, we collected the duration time of the audio Bible spoken in different languages. The audio Bible duration data was manually collected from metadata of the MP3 files found at wordproject.org and faithcomesbyhearing.com. We have audio duration data for 265 languages representing 51 language families. As with the measures above, we again take the ratio of these duration times relative to English to make them comparable across websites. Higher values equal longer duration times.

A potential drawback with this measure is that we have only one observation per language and therefore cannot account for the distribution of individual speaking styles within a language. Nevertheless, we believe this weakness is overcome by the fact that we are able to estimate communicative efficiency at greater scale across a large sample of languages and for samples of spoken text that are much longer than has been done before^{30,66}. This helps to address the shortcomings of prior measures, which relied on much smaller samples of spoken text (a few sentences) in only a handful of languages.

Language family control. To control for language family in our models, we use data from [glottolog](http://glottolog.org), a comprehensive catalog of the world's languages, language families, and dialects⁶⁷.

Dataset of conversations. Our conversational data came from the Babel Program of the Intelligence Advanced Research Projects Agency. These natural conversations are between individuals from broad age ranges, include speakers from both genders, and take place in a variety of environments including the street, home, office, public places, and vehicles. We used conversations from the following 14 languages: Amharic⁶⁸, Bengali⁶⁹, Cebuano⁷⁰, Georgian⁷¹, Guarani⁷², Igbo⁷³, Kazack⁷⁴, Lithuanian⁷⁵, Tagalog⁷⁶, Tamil⁷⁷, Telugu⁷⁸, Turkish⁷⁹, Vietnamese⁸⁰, and Zulu⁸¹. These languages represent eight language families. The mean number of conversational turns across all conversations is 78 with a standard deviation of 26.

Measuring total conceptual breadth of a conversation. For each set of conversations within a language, we measured the conversational breadth of every conversation as follows. We took the transcripts of the conversation, converted the text into a list of words, and from this list sampled 100 random word-pairs. We measured the cosine similarity of each word pair using the `fasttext` embedding models pre-trained on the Wikipedia corpus of the language⁸². We then took the mean cosine similarity of these 100 word pairs (times -1, so that larger values equal greater breadth) as an indication of the unstandardized conceptual breadth of the conversation. To standardize by the density of the conceptual space itself, we took the ratio of the conceptual breadth of the conversation over the density of the spaces trained on our parallel corpora. Results using these different measures are the same (Extended Data Table 4). For robustness, we also measured the mean distance of the broadest 50 and 25 word pairs, with results again staying the same.

Measuring conversational distance travelled during a conversation. To measure the conceptual distance covered during the conversation, we followed a similar procedure to measuring the conceptual breadth, but instead of measuring the cosine similarity of word pairs we measured the distance between

the first four utterances of a conversation and the last four utterances. We used the same Wikipedia embeddings as above⁸³. For robustness we created the same measure for the first and last two utterances, with results remaining unchanged (Extended Data Table 5). As with the conversational breadth measure, we likewise standardized it by the conceptual density of the language itself, with results remaining unchanged.

Measuring the structure of discourse topics in the word embeddings. Using a subsample of our parallel translation corpora, we investigate the structure of the conceptual space to understand whether languages differentially distribute words across topics and whether topics cover the conceptual space differently depending on the information density of the language. To do so, we follow a procedure that has been used to train topics within a word embedding architecture^{51,54}. Using the vectors of the embedding models used to measure conceptual space density above, we use the k-svd algorithm⁸⁴ to produce a set of K vectors, which represent the topics within the embedding space. Each word is then represented as a linear combination over K cluster centers. The representation is made sparse by forcing most coefficients in the linear combination to zero. Through k-svd, we find the topics in the embedding space and assign word vectors to the topics⁵⁴. We implemented the algorithm in Python using the ksud package⁸⁵ for models with 500 and 1,000 topics separately, allowing words to load onto 5 topics at most. For our purposes, we are interested in extracting two measures from these word embedding topics.

First, holding topic model parameters constant across parallel translations, we count the average number of words per topic. Here, a higher number indicates that the topic is being discussed from more perspectives and by drawing in more diverse information. As with prior measures using the parallel corpora, final values are presented as a ratio with the English measure as the denominator. Second, and again holding topic model parameters constant across parallel translations, we want to know how well the induced topics explain the entire space of possible meanings within the document. We here use a measure called coverage, which measures how well the topics cover the available semantic space within the embedding model⁵⁴. This measure tells us the extent to which we can recover the original semantic space from the topics themselves. As topics within higher information density languages are expected to draw in more diverse semantic areas of the space, then this means that they should have broader coverage of the entire conceptual space itself and therefore be better able to recover it. We measure coverage using the sum of squared errors and sum of squares total, computing the proportion of the original variance explained by the topics to measure how well a candidate set of topics explain the conceptual space⁵⁴.

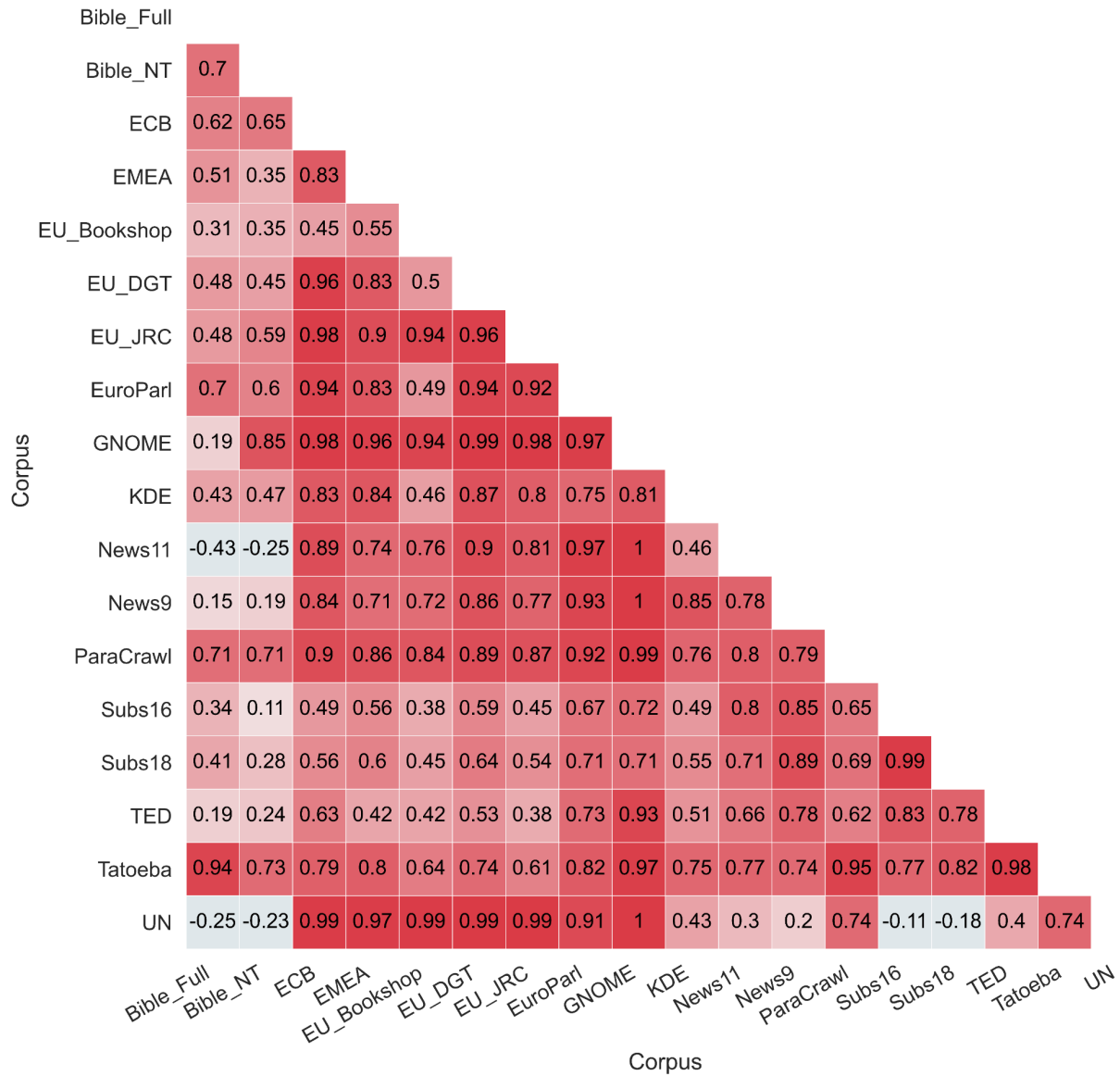
Measuring conversational activation of additional information. We measured the cumulative conceptual distance moved during a conversation by measuring the cosine similarity between the first and second utterances, the second and third utterances, etc. As before, we normalized this by measure by taking the ratio of this cosine similarity over the density of the conceptual space of the language. We then calculated the cumulative addition after n utterances in the conversation. Figure 4c displays this average cumulative distance moved within the conversations of a language at each conversational turn up until the 60th utterance.

Measuring article breadth of Wikipedia articles. To measure the article breadth of Wikipedia articles, we followed the following procedure. For each available pre-trained embedding model provided by

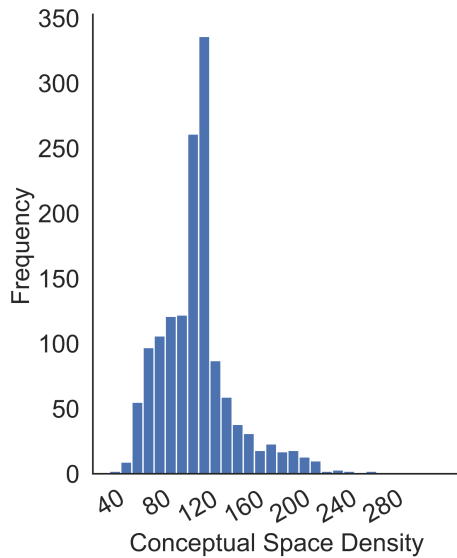
Facebook's fasttext team⁸² and available in our corpus of parallel translations (158 languages in total), we used the Wikipedia Python API to import and read the text of 500 random articles in that language. For each of these articles, we follow the same procedure used above to measure the conceptual breadth of the conversations. We split the text into a set of words and we measured the cosine similarity of 100 random word pairs. We used the average cosine similarity of these 100 word pairs (times -1, so that larger values equal greater breadth) as a measure of the conceptual breadth of the article. As before, we also normalized this measure by the density of the conceptual space of that language. Results remain the same with and without normalization.

Corpus	Knowledge Domain	Number of Unique Languages	Number of Unique Language Families
Bible_Full	Complete Bible	223	34
Bible_NT	New Testament only	828	89
ECB	European Central Bank	19	3
EMA	European Medicines Agency	22	3
EU_Bookshop	European Union Bookshop	23	3
EU_DGT	European Union legislative documents	23	3
EU_JRC	European Union legislative documents	16	2
EuroParl	European Union Parliamentary Proceedings	21	2
GNOME	Localization files for GNOME desktop environment	10	3
KDE	Localization files for KDE open source software	54	13
News11	News commentary	8	3
News9	News commentary	8	3
ParaCrawl	Web crawl data	14	2
Subs16	Movie subtitles	45	13
Subs18	Movie subtitles	46	12
TED	TED talks	14	4
Tatoeba	Crowdsourced sentence translations	10	5
UN	United Nations documents	7	3

Extended Data Table 1 | Number of languages and language families by corpus. **a**, something something. **b**, something something.



Extended Data Fig. 1 | Pearson's correlation coefficients across document types for the information density measure. Cells in darker red equal larger correlation coefficients.



Extended Data Fig. 2 | Distribution of the conceptual space density measure.

VARIABLES	(1) Conceptual Space Density	(2) Conceptual Space Density	(3) Conceptual Space Density
Language Information Density	0.94*** (0.04)	1.14*** (0.05)	0.92*** (0.06)
Constant	202.56*** (4.13)	217.40*** (5.22)	213.52*** (7.18)
Observations	1,828	1,828	1,443
R-squared	0.43	0.49	0.69
Corpus Control	No	Yes	Yes
Language Family Control	No	No	Yes

Robust standard errors in parentheses

*** p<0.001, ** p<0.01, * p<0.05

Extended Data Table 2 | OLS regression between language information density and conceptual space density.

VARIABLES	(1) Comm. Speed	(2) Comm. Speed	(3) Comm. Speed
Language Information Density	-1.22*** (0.09)	-0.82*** (0.09)	-0.74*** (0.08)
Constant	-9.93 (9.71)	25.18** (9.55)	37.10*** (8.10)
Observations	898	898	892
R-squared	0.33	0.58	0.77
Corpus Control	No	Yes	Yes
Language Family Control	No	No	Yes

Robust standard errors in parentheses

*** p<0.001, ** p<0.01, * p<0.05

Extended Data Table 3 | OLS regression between language information density and communicative speed. Communication speed is measured as duration of the audio file, therefore a negative coefficient means a shorter duration of the audio file.

VARIABLES	(1) Word Breadth (100) Unst.	(2) Word Breadth (100) Stand.	(3) Word Breadth (top-50) Unst.	(4) Word Breadth (top-50) Stand.	(5) Word Breadth (top-25) Unst.	(6) Word Breadth (top-25) Stand.
Language Information Density	-0.004*** (0.000)	-0.033*** (0.001)	-0.004*** (0.000)	-0.036*** (0.001)	-0.003*** (0.000)	-0.037*** (0.001)
Duration	0.000 (0.000)	0.001*** (0.000)	0.000 (0.000)	0.001*** (0.000)	0.000 (0.000)	0.001*** (0.000)
Constant	0.244*** (0.023)	-2.480*** (0.086)	0.392*** (0.020)	-2.655*** (0.093)	0.548*** (0.016)	-2.674*** (0.096)
Observations	9,374	9,374	9,374	9,374	9,374	9,374
R-squared	0.057	0.217	0.063	0.218	0.059	0.216

Robust standard errors in parentheses

*** p<0.001, ** p<0.01, * p<0.05

Extended Data Table 4 | OLS regression between language information density and conceptual breadth of the conversation.

VARIABLES	(1) First2-Last2 Utterances Breadth (Unstd.)	(2) First2-Last2 Utterances Breadth (Std.)	(3) First4-Last4 Utterances Breadth (Unstd.)	(4) First4-Last4 Utterances Breadth (Std.)
Language Information Density	-0.0008*** (0.0002)	-0.0087*** (0.0002)	-0.0007*** (0.0001)	-0.0049*** (0.0001)
Duration	0.0003 (0.0001)	0.0002 (0.0001)	0.0003** (0.0001)	0.0003** (0.0001)
Constant	0.2758*** (0.0244)	-0.5031*** (0.0191)	0.1143*** (0.0172)	-0.3029*** (0.0136)
Observations	9,374	9,374	9,374	9,374
R-squared	0.0020	0.1961	0.0040	0.1428

Robust standard errors in parentheses
*** p<0.001, ** p<0.01, * p<0.05

Extended Data Table 5 | OLS regression between language information density and total conceptual distance travelled during the conversation.

VARIABLES	(1) Avg. # Words per Atom	(2) Avg. # Words per Atom	(3) Coverage	(4) Coverage
Language Information Density	0.0109*** (0.00311)	0.00777** (0.00236)	0.00117*** (0.000247)	0.000789*** (0.000189)
Constant	2.582*** (0.326)	2.937*** (0.255)	1.147*** (0.0256)	1.116*** (0.0211)
Observations	423	423	423	423
R-squared	0.037	0.551	0.081	0.510
Language Family Control	No	Yes	No	Yes
Corpus Control	No	Yes	No	Yes

Robust standard errors in parentheses
*** p<0.001, ** p<0.01, * p<0.05

Extended Data Table 6 | OLS regression between language information density and average words per topic and semantic space coverage by the topics.

Using the discourse atom models trained with 500 topics. The results are the same when the analysis is carried out on discourse atom models trained with 1,000 topics.

VARIABLES	(1) Distance (topn=5 steps=10)	(2) Distance (topn=5 steps=50)	(3) Distance (topn=5 steps=100)	(4) Distance (topn=10 steps=10)	(5) Distance (topn=10 steps=50)	(6) Distance (topn=10 steps=100)
Language Information Density	-0.19*** (0.00)	-0.21*** (0.01)	-0.21*** (0.01)	-0.21*** (0.01)	-0.22*** (0.01)	-0.23*** (0.01)
Constant	0.77 (0.49)	3.00*** (0.55)	2.95*** (0.55)	0.07 (0.50)	2.54*** (0.55)	2.86*** (0.56)
Observations	72,300	72,300	72,300	72,300	72,300	72,300
R-squared	0.28	0.26	0.26	0.29	0.29	0.29
Language Family Control	Yes	Yes	Yes	Yes	Yes	Yes
Corpus Control	Yes	Yes	Yes	Yes	Yes	Yes

Robust standard errors in parentheses

*** p<0.001, ** p<0.01, * p<0.05

Extended Data Table 7 | OLS regression between language information density and distance moved in conceptual space during a random walk simulation.

VARIABLES	(1) Word Breadth (100) Unst.	(2) Word Breadth (100) Stand.	(3) Word Breadth (100) Stand.	(4) Word Breadth (top- 50) Unst.	(5) Word Breadth (top- 50) Stand.
Language Information Density	-0.0002*** (0.0000)	-0.010*** (0.000)	-0.009*** (0.000)	-0.0002*** (0.0000)	-0.011*** (0.000)
Constant	0.8314*** (0.0029)	-0.243*** (0.005)	-0.206*** (0.004)	0.9547*** (0.0024)	-0.286*** (0.005)
Observations	95,354	95,354	95,354	95,354	95,354
R-squared	0.2252	0.446	0.625	0.0714	0.685
Language Family Control	Yes	No	Yes	Yes	Yes

Robust standard errors in parentheses

*** p<0.001, ** p<0.01, * p<0.05

Extended Data Table 8 | OLS regression between language information density and conceptual breadth of Wikipedia articles.

References

1. Searle, J. R. *The Construction of Social Reality*. (Simon and Schuster, 1995).
2. Searle, J. R. *Making the Social World: The Structure of Human Civilization*. (Oxford University Press, 2010).
3. Mercier, H. & Sperber, D. *The Enigma of Reason*. (Harvard University Press, 2017).
4. de Saussure, F. *Course in General Linguistics*. (Open Court, 1986).
5. Thompson, B., Roberts, S. G. & Lupyan, G. Cultural influences on word meanings revealed through large-scale semantic alignment. *Nat Hum Behav* **4**, 1029–1038 (2020).
6. Youn, H. *et al.* On the universal structure of human lexical semantics. *Proc. Natl. Acad. Sci. U. S. A.* **113**, 1766–1771 (2016).
7. Winawer, J. *et al.* Russian blues reveal effects of language on color discrimination. *Proc. Natl. Acad. Sci. U. S. A.* **104**, 7780–7785 (2007).
8. Kay, P. & McDaniell, C. K. The Linguistic Significance of the Meanings of Basic Color Terms. *Language* **54**, 610–646 (1978).
9. Davidoff, J., Davies, I. & Roberson, D. Colour categories in a stone-age tribe. *Nature* **398**, 203–204 (1999).
10. Kay, P., Berlin, B., Maffi, L. & Merrifield, W. Color Naming Across Languages. in *Color Categories in Language and Thought* (eds. Hardin, C. L. & Maffi, L.) (Cambridge University Press, 1997).
11. Dolscheid, S., Shayan, S., Majid, A. & Casasanto, D. The thickness of musical pitch: psychophysical evidence for linguistic relativity. *Psychol. Sci.* **24**, 613–621 (2013).
12. Bock, K., Carreiras, M. & Meseguer, E. Number meaning and number grammar in English and Spanish. *J. Mem. Lang.* **66**, 17–37 (2012).
13. Malt, B. C. *et al.* Talking About Walking: Biomechanics and the Language of Locomotion. *Psychol. Sci.* **19**, 232–240 (2008).

14. Malt, B. C. *et al.* Human locomotion in languages: Constraints on moving and meaning. *J. Mem. Lang.* **74**, 107–123 (2014).
15. Casasanto, D. & Boroditsky, L. Time in the mind: using space to think about time. *Cognition* **106**, 579–593 (2008).
16. Fuhrman, O. *et al.* How Linguistic and Cultural Forces Shape Conceptions of Time: English and Mandarin Time in 3D. *Cogn. Sci.* **35**, 1305–1328 (2011).
17. Lai, V. T. & Boroditsky, L. The immediate and chronic influence of spatio-temporal metaphors on the mental representations of time in english, mandarin, and mandarin-english speakers. *Front. Psychol.* **4**, 142 (2013).
18. Levinson, S. C. *Space in Language and Cognition: Explorations in Cognitive Diversity*. (Cambridge University Press, 2003).
19. Levinson, S., Meira, S. & The Language and Cognition Group. ‘Natural Concepts’ in the Spatial Topological Domain-Adpositional Meanings in Crosslinguistic Perspective: An Exercise in Semantic Typology. *Language* **79**, 485–516 (2003).
20. Majid, A., Bowerman, M., Kita, S., Haun, D. B. M. & Levinson, S. C. Can language restructure cognition? The case for space. *Trends Cogn. Sci.* **8**, 108–114 (2004).
21. Feist, M. I. Space Between Languages. *Cogn. Sci.* **32**, 1177–1199 (2008).
22. Majid, A., Boster, J. S. & Bowerman, M. The cross-linguistic categorization of everyday events: A study of cutting and breaking. *Cognition* **109**, 235–250 (2008).
23. Saji, N. *et al.* Word learning does not end at fast-mapping: Evolution of verb meanings through reorganization of an entire semantic domain. *Cognition* **118**, 45–61 (2011).
24. Lewis, M. & Lupyan, G. Gender stereotypes are reflected in the distributional structure of 25 languages. *Nat Hum Behav* **4**, 1021–1028 (2020).
25. Enfield, N. J., Majid, A. & van Staden, M. Cross-linguistic categorisation of the body: Introduction.

- Lang. Sci.* **28**, 137–147 (2006).
26. Brown, C. H. *Language and living things: Uniformities in folk classification and naming*. (Rutgers University Press, 1984).
 27. Berlin, B. *Ethnobiological Classification: Principles of Categorization of Plants and Animals in Traditional Societies*. (Princeton University Press, 2014).
 28. Kemp, C., Xu, Y. & Regier, T. Semantic Typology and Efficient Communication. *Annu. Rev. Linguist.* **4**, 109–128 (2018).
 29. Enfield, N. J. Linguistic Relativity from Reference to Agency. *Annu. Rev. Anthropol.* **44**, 207–224 (2015).
 30. Coupé, C., Oh, Y. M., Dediu, D. & Pellegrino, F. Different languages, similar encoding efficiency: Comparable information rates across the human communicative niche. *Sci Adv* **5**, (2019).
 31. Hofstadter, D. & Sander, E. *Surfaces and Essences: Analogy as the Fuel and Fire of Thinking*. (Basic Books, 2013).
 32. Li, P. & Gleitman, L. Turning the tables: language and spatial reasoning. *Cognition* **83**, 265–294 (2002).
 33. Gleitman, L. & Fisher, C. Universal aspects of word learning. in *The Cambridge Companion to Chomsky* (ed. McGilvray, J. A.) (Cambridge Univ. Press, 2005).
 34. Pinker, S. *The Language Instinct*. (Harper Collins, 1994).
 35. Berlin, B. & Kay, P. *Basic Color Terms: Their Universality and Evolution*. (University of California Press, 1969).
 36. Evans, N. & Levinson, S. C. The myth of language universals: language diversity and its importance for cognitive science. *Behav. Brain Sci.* **32**, 429–48; discussion 448–494 (2009).
 37. Davidson, D. On the Very Idea of a Conceptual Scheme. *Proceedings and Addresses of the American Philosophical Association* **47**, 5–20 (1973).

38. Lupyan, G. & Dale, R. Why Are There Different Languages? The Role of Adaptation in Linguistic Diversity. *Trends Cogn. Sci.* **20**, 649–660 (2016).
39. Pellegrino, F., Coupé, C. & Marsico, E. Across-Language Perspective on Speech Information Rate. *Language* **87**, 539–558 (2011).
40. Lewis, M., Cahill, A., Madnani, N. & Evans, J. Local similarity and global variability characterize the semantic space of human languages. doi:10.31234/osf.io/f5bvp.
41. Bellos, D. *Is That a Fish in Your Ear?: Translation and the Meaning of Everything*. (Penguin Books Limited, 2011).
42. Huffman, D. A. A Method for the Construction of Minimum-Redundancy Codes. *Proceedings of the IRE* **40**, 1098–1101 (1952).
43. Harris, Z. S. Distributional Structure. *Word World* **10**, 146–162 (1954).
44. Jurafsky, D. & Martin, J. H. Speech and language processing (draft). *preparation [cited 2020 June 1]* Available from: <https://web.stanford.edu/~jurafsky/slp3> (2018).
45. Mikolov, T., Sutskever, I., Chen, K., Corrado, G. S. & Dean, J. *Distributed representations of words and phrases and their compositionality*. (2013).
46. Pennington, J., Socher, R. & Manning, C. Glove: Global vectors for word representation. in *Proceedings of the 2014 conference on empirical methods in natural language processing (EMNLP)* 1532–1543 (2014).
47. Kozlowski, A. C., Taddy, M. & Evans, J. A. The Geometry of Culture: Analyzing the Meanings of Class through Word Embeddings. *Am. Sociol. Rev.* **84**, 905–949 (2019).
48. Caliskan, A., Bryson, J. J. & Narayanan, A. Semantics derived automatically from language corpora contain human-like biases. *Science* **356**, 183–186 (2017).
49. Bolukbasi, T., Chang, K.-W., Zou, J. Y., Saligrama, V. & Kalai, A. T. Man is to computer programmer as woman is to homemaker? debiasing word embeddings. in *Advances in Neural*

- Information Processing Systems* 4349–4357 (2016).
50. Hamilton, W. L., Leskovec, J. & Jurafsky, D. Diachronic Word Embeddings Reveal Statistical Laws of Semantic Change. *arXiv [cs.CL]* (2016).
 51. Arora, S., Li, Y., Liang, Y., Ma, T. & Risteski, A. Linear algebraic structure of word senses, with applications to polysemy. *Trans. Assoc. Comput. Linguist.* **6**, 483–495 (2018).
 52. Shannon, C. E. A Mathematical Theory of Communication. *Bell System Technical Journal* **27**, 379–423 (1948).
 53. Arora, S., Li, Y., Liang, Y., Ma, T. & Risteski, A. A latent variable model approach to PMI-based word embeddings. *Trans. Assoc. Comput. Linguist.* **4**, 385–399 (2016).
 54. Arseniev-Koehler, A., Cochran, S. D., Mays, V. M., Chang, K.-W. & Foster, J. G. Integrating topic modeling and word embedding to characterize violent deaths. *arXiv [cs.CL]* (2021).
 55. Arora, S., Liang, Y. & Ma, T. A simple but tough-to-beat baseline for sentence embeddings. in *International conference on learning representations* (2017).
 56. Lucy, J. A. Linguistic Relativity. *Annu. Rev. Anthropol.* **26**, 291–312 (1997).
 57. Lucy, J. A. *Language Diversity and Thought: A Reformulation of the Linguistic Relativity Hypothesis*. (Cambridge University Press, 1992).
 58. Tiedemann, J. Parallel Data, Tools and Interfaces in OPUS. *Proceedings of the 8th International Conference on Language Resources and Evaluation* (2012).
 59. Christodouloupoulos, C. & Steedman, M. A massively parallel corpus: the Bible in 100 languages. *Lang Resources & Evaluation* **49**, 375–395 (2015).
 60. Bible.com Website. *bible.com* <https://www.bible.com/> (2017).
 61. Paracrawl Website. *Paracrawl* <https://www.paracrawl.eu/>.
 62. Open Subtitles Website. *Opensubtitles.org* <http://www.opensubtitles.org/> (2017).
 63. Rafalovitch, A. & Dale, R. United Nations General Assembly Resolutions: A Six-Language Parallel

- Corpus. *Proceedings of the MT Summit XII* (2009).
64. Mikolov, T., Chen, K., Corrado, G. & Dean, J. Efficient Estimation of Word Representations in Vector Space. *arXiv:1301.3781 [cs]* (2013).
 65. Mikolov, T., Yih, W.-T. & Zweig, G. Linguistic regularities in continuous space word representations. in 746–751 (Association for Computational Linguistics, 2013).
 66. Pellegrino, F., Coupé, C. & Marsico, E. A cross-language perspective on speech information rate. *Language* **87**, 539–558 (2011).
 67. Hammarström, H., Forkel, R., Haspelmath, M. & Bank, S. *Glottolog 4.4*. (2021).
 68. Bills, A. & et al. IARPA Babel Amharic Language Pack IARPA-babel307b-v1.0b. (2019)
doi:10.35111/ehfb-ka57.
 69. Bills, A. & et al. IARPA Babel Bengali Language Pack IARPA-babel103b-v0.4b. (2016)
doi:10.35111/5jdb-wp44.
 70. Andresen, L. & et al. IARPA Babel Cebuano Language Pack IARPA-babel301b-v2.0b. (2018)
doi:10.35111/f0b3-5398.
 71. Bills, A. & et al. IARPA Babel Georgian Language Pack IARPA-babel404b-v1.0a. (2016)
doi:10.35111/dcr5-ga44.
 72. Andresen, L. & et al. IARPA Babel Guarani Language Pack IARPA-babel305b-v1.0c. (2019)
doi:10.35111/qdg9-7a64.
 73. Adams, N. & et al. IARPA Babel Igbo Language Pack IARPA-babel306b-v2.0c. (2019)
doi:10.35111/7988-wd73.
 74. Bills, A. & et al. IARPA Babel Kazakh Language Pack IARPA-babel302b-v1.0a. (2018)
doi:10.35111/rwmc-nm96.
 75. Benowitz, D. & et al. IARPA Babel Lithuanian Language Pack IARPA-babel304b-v1.0b. (2019)
doi:10.35111/m5qd-dk93.

76. Conners, T. & et al. IARPA Babel Tagalog Language Pack IARPA-babel106-v0.2g. (2016)
doi:10.35111/mp23-rd11.
77. Bills, A. & et al. IARPA Babel Tamil Language Pack IARPA-babel204b-v1.1b. (2017)
doi:10.35111/3j2w-kb06.
78. Bills, A. & et al. IARPA Babel Telugu Language Pack IARPA-babel303b-v1.0a. (2018)
doi:10.35111/vm6x-za86.
79. Andresen, J. & et al. IARPA Babel Turkish Language Pack IARPA-babel105b-v0.5. (2016)
doi:10.35111/mb8z-6p26.
80. Andrus, T. & et al. IARPA Babel Vietnamese Language Pack IARPA-babel107b-v0.7. (2017)
doi:10.35111/yrqp-r555.
81. Adams, N. & et al. IARPA Babel Zulu Language Pack IARPA-babel206b-v0.1e LDC2017S19.
(2017) doi:10.35111/te29-8988.
82. Bojanowski, P., Grave, E., Joulin, A. & Mikolov, T. Enriching Word Vectors with Subword Information. *arXiv [cs.CL]* (2016).
83. Grave, E., Bojanowski, P., Gupta, P., Joulin, A. & Mikolov, T. Learning Word Vectors for 157 Languages. in *Proceedings of the International Conference on Language Resources and Evaluation (LREC 2018)* (2018).
84. Aharon, M., Elad, M. & Bruckstein, A. K-SVD: An algorithm for designing overcomplete dictionaries for sparse representation. *IEEE Trans. Signal Process.* **54**, 4311–4322 (2006).
85. Rubinstein, R., Zibulevsky, M. & Elad, M. *Efficient implementation of the K-SVD algorithm using batch orthogonal matching pursuit.* (2008).