

Is “my favorite new movie” my favorite movie? Probing the Understanding of Recursive Noun Phrases

Qing Lyu¹, Hua Zheng², Daoxin Li³, Li Zhang¹,
Marianna Apidianaki¹, Chris Callison-Burch¹

¹Department of Computer and Inion Science, University of Pennsylvania

²Key Lab of Computational Linguistics (MOE), Peking University

³Department of Linguistics, University of Pennsylvania

{lyuqing, zharry, marapi, ccb}@seas.upenn.edu

zhenghua@pku.edu.cn

daoxinli@sas.upenn.edu

Abstract

Recursive noun phrases (NPs) have interesting semantic properties. For example, *my favorite new movie* is not necessarily *my favorite movie*, whereas *my new favorite movie* is. This is common sense to humans, yet it is unknown whether language models have such knowledge. We introduce the Recursive Noun Phrase Challenge (RNPC), a challenge set targeting the understanding of recursive NPs. When evaluated on our dataset, state-of-the-art Transformer models only achieve around chance performance. Still, we show that such knowledge is learnable with appropriate data. We further probe the models for relevant linguistic features that can be learned from our tasks, including modifier semantic category and modifier scope. Finally, models trained on RNPC achieve strong zero-shot performance on an extrinsic Harm Detection task, showing the usefulness of the understanding of recursive NPs in downstream applications.¹

1 Introduction

Recursion, the self-embedding of a linguistic structure, constitutes a fundamental property of human language. It pervades many linguistic forms, including conjunction (e.g., [*macaroni and cheese*] and *pizza*), clausal complements (e.g., *John thinks that [Mary said that [Bill cried]]*), and prepositional phrases (e.g., [*a kid*] with a telescope] on the beach). Due to its hierarchical structure, recursion poses many challenges to human language acquisition. One such challenge occurs in the context of recursive Noun Phrases (NPs), i.e., NPs with multiple prenominal modifiers (Matthei, 1982; Hamburger and Crain, 1984; Marcilese et al., 2013). For example, in Figure 1, when asked to point to *the second green ball* in a sequence of balls, children sometimes erroneously point to the second

“Point to the second green ball.”

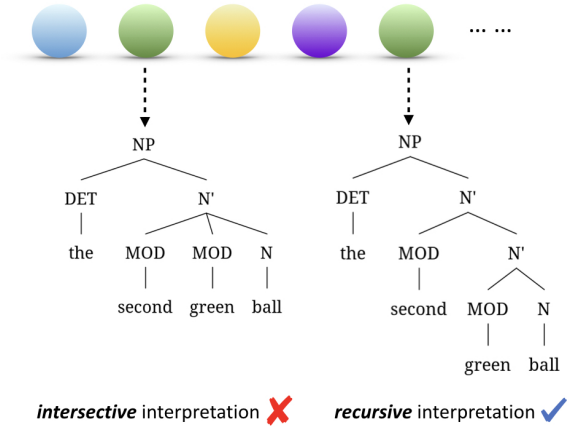


Figure 1: When asked to point to *the second green ball*, children sometimes choose the second ball (intersective interpretation) instead of the fifth ball (recursive interpretation).

and green ball (intersective interpretation), instead of the second **among** the green balls (recursive interpretation).

We investigate whether language models (LMs) make similar errors, since the understanding of recursive NPs is also fundamental in real-world AI applications. For example, a summarization system should know that *the former US president* cannot be shortened as *the president*, since they are no longer in power. Also, a self-driving car asked to take *the first left-hand exit* should not assume that it is always *the first exit*.

Previous work has studied the syntactic structure of recursive NPs (Nakov and Hearst, 2005; Pitler et al., 2010), as well as the semantic categorization of modifiers in NPs with only one prenominal modifier (Kamp and Partee, 1995; McCrae et al., 2014). However, neither syntactic structure nor modifier semantic category alone can determine the meaning of recursive NPs. In this paper, using recursive NPs with two modifiers as an initial test-bed, we

¹All code and data will be released at <https://github.com/veronica320/Recursive-NPs>.

Task	ID	Input	Label
Single-Premise Textual Entailment	(1a)	Premise: This is my <u>new favorite movie</u> . Hypothesis: This is <u>my favorite movie</u> .	Entailment
	(1b)	Premise: This is my favorite <u>new movie</u> . Hypothesis: This is <u>my favorite movie</u> .	Non-Entailment
Multi-Premise Textual Entailment	(2a)	Premise 1: He is a <u>skillful American violinist</u> . Premise 2: He is a <u>father</u> . Hypothesis: He is <u>an American father</u> .	Entailment
	(2b)	Premise 1: He is a <u>skillful American violinist</u> . Premise 2: He is a <u>father</u> . Hypothesis: He is a <u>skillful father</u> .	Non-Entailment
Event Plausibility Comparison	(3a)	Event 1: <u>An actress</u> is known by everyone. Event 2: <u>A famous former actress</u> is known by everyone.	(Event 2 is) More Plausible
	(3b)	Event 1: <u>An actress</u> lives in France. Event 2: <u>A famous former actress</u> lives in France.	(Event 2 is) Equally Plausible
	(3c)	Event 1: <u>An actress</u> stars in many latest movies. Event 2: <u>A famous former actress</u> stars in many latest movies.	(Event 2 is) Less Plausible

Table 1: Examples for each task in our dataset. The NPs of interest are underlined. See Section 3 for details.

address the following research questions:

(a) **Is the knowledge of how to interpret recursive NPs present in LMs?** We propose the Recursive Noun Phrase Challenge (RNPC), a challenge set containing three classification tasks: Single-Premise Textual Entailment (SPTE), Multi-Premise Textual Entailment (MPTE), and Event Plausibility Comparison (EPC). Table 1 provides examples for each task. Results show that state-of-the-art (SOTA) LMs fine-tuned on standard benchmarks (e.g., MNLI (Williams et al., 2018)) of the same format all struggle on our dataset, suggesting that the target knowledge is not readily available.

(b) **Is such knowledge learnable with appropriate data?** We adopt the challenge set analysis technique proposed by Liu et al. (2019a), which exposes models to a small amount of data and assesses how well they can adapt. All models now achieve a noticeable performance improvement with as few as 200 examples, indicating that the target knowledge is learnable.

(c) **What can models learn from recursive NPs?** We probe the fine-tuned models for two well-studied linguistic features in previous literature, modifier semantic category and modifier scope. We show that both features can be learned from RNPC, with techniques such as edge probing (Tenney et al., 2019) and attention visualization (Vig, 2019).

(d) **How can such knowledge benefit downstream tasks?** We directly evaluate models fine-tuned on our tasks on an extrinsic Harm Detection task, achieving strong performance under the zero-

shot setting. This shows that the understanding of recursive NPs is useful for downstream language understanding tasks.

In summary, our work identifies an interesting linguistic phenomenon that is common sense to humans but challenging for models. It contributes to the characterization of LMs’ limitations and capabilities in language understanding.

2 Related Work

Noun Phrases (NPs) have been extensively studied in both linguistics and NLP, primarily from the following perspectives.

Syntactic structure. A line of work focuses on the syntactic structure of NPs. One classic task is NP bracketing, i.e., deciding whether an NP is right-branching (e.g., [*world* [*oil prices*]]) or left-branching (e.g., [[*crude oil*] *prices*]) (Lauer, 1995; Nakov and Hearst, 2005). A harder task is full parsing (Vadas and Curran, 2007; Pitler et al., 2010), i.e., reconstructing the complete dependency tree. The syntactic structure essentially explains the **modifier scope** (Campbell, 2002) in NPs.

Modifier semantics. Another line of research has focused on the semantics of simple modifier-noun composition, starting with ways to **categorize modifiers** based on their inference patterns (Kamp and Partee, 1995; Bouillon and Viegas, 1999; Chierchia and McConnell-Ginet, 2000). With M as the modifier and N as the noun, a representative taxonomy summarized by McCrae et al. (2014) is:

(1) *intersective*: X is a $M N \implies X$ is $M \wedge X$ is

a *N*, e.g., “an *American* surgeon” is *American* and is a surgeon;

(2) *subjective*: X is a $M N \implies X$ is a N , but X is a $M N \not\Rightarrow X$ is M , e.g., “a *skillful* surgeon” is not generally skillful in all disciplines;

(3) *privative*: X is a $M N \not\Rightarrow X$ is a N , e.g., “a *former* surgeon” is no longer a surgeon.

Despite the variations² and debates³ on the taxonomy, we still use these conventional terms in subsequent sections. Following this taxonomy, Nayak et al. (2014) and Lalissee and Asudeh (2015) complemented the theoretical framework with lexicons.

With the advances in NLP, more recent works started modeling the semantics of simple modifier-noun constructions with first-order logic (McCrae et al., 2014), linear mapping (Baroni and Zamparelli, 2010), and other explicit compositional operations (Boleda et al., 2012, 2013), etc. In particular, Pavlick and Callison-Burch (2016a,b) proposed a novel contextualized inference-based approach. They defined the Add-One Entailment task with natural contexts from textual corpora, where the hypothesis differs from the premise in the insertion of one modifier. For example, *The crowd roared* entails *The enthusiastic crowd roared*, though *enthusiastic crowd* denotes a subset of *crowd* without context. However, natural contexts also introduce complications from monotonicity (Van Benthem, 1983). For instance, *red apple* entails *apple*, but *He didn’t eat any red apple* does not entail *He didn’t eat any apple* due to the downward entailment context. In our proposed approach, we handle this issue by controlling for context monotonicity.

Other recent work also explored which *attributes* of the head noun are affected by the presence of modifiers. Mullenbach et al. (2019) looked at how modifiers project from a noun to its parts (e.g., does a *red jeep* have *red tires*?). Emami et al. (2021) tested the likelihood change of an event when a modifier is added (e.g., a *false key* is less likely to *open a door* than a *key*). Apidianaki and Garí Soler (2021) studied the prototypical properties of nouns (e.g., a *strawberry* entails a *red strawberry*). Other researchers examined the interpretation of noun

compounds (Shwartz and Waterson, 2018; Hendrickx et al., 2013) (e.g., olive oil is made *of* olives, while baby oil is made *for* babies).

Modifier ordering. Previous work has mostly focused on automatically predicting the correct ordering of prenominal modifiers. More relevant to us are the works on the influence of modifier ordering on the meaning of an NP (Teodorescu, 2006; Morzycki, 2016). For example, a *dead dangerous animal* and a *dangerous dead animal* differ only in the switched modifiers, but have subtly distinct meanings – the former might refer to a *dead lion* (no longer dangerous), while the latter might be a *dead squirrel carrying viruses* (indeed dangerous).

Summary. Neither syntax nor semantics can address the complex phenomenon of recursive NP interpretation on its own. In the line of research on syntax, **modifier scope** cannot always explain the meaning of NPs because of the influence from modifier semantics. For instance, two NPs with the same syntactic structure, a *[big [fake gun]]* and a *[big [black gun]]*, can have entirely different inference patterns, i.e., the latter is a gun while the former is not. Meanwhile, **modifier categorization** provides a solid theoretical framework for our study, but it cannot fully explain recursive NPs without taking into account modifier scope. For example, a *so-called healthy food* and a *so-called homeopathy expert* both start with a privative modifier (*so-called*) but have different inference patterns: in the former case, *so-called* questions the attribute described by the second modifier (*healthy*); while in the latter case, it is the noun (*expert*) that is questioned. Therefore, we introduce a dataset of three novel and challenging tasks targeting the interplay of syntax and semantics in determining the meaning of recursive NPs.

3 Task Formulation

Our dataset has three classification tasks. We denote a canonical two-modifier recursive NP by $\text{Det } M_1 M_2 N$ (Determiner, Modifier 1, Modifier 2, Noun). Also, for the first two tasks, we additionally define a sentence prefix *P*, e.g., *This is/He is/She is*. With these notations, the three tasks are outlined below.

Single-Premise Textual Entailment (SPTE) follows the format of the conventional TE task. Given a premise and a hypothesis, the model determines whether the premise semantically entails the

²For example, other studies call category (3) “non-subjective” instead, and further decompose it into “privative” (X is a $M N$ contradicts X is a N , e.g., *fake*) and “non-privative” (X is a $M N$ is neutral to X is a N , e.g., *alleged*).

³Some linguists (Partee, 2010) argue that (3) should be subsumed by (2), since privative modifiers can coerce the noun they modify into a looser interpretation. For example, in *I don’t care whether that fur is fake or real*, *fur* is modified to incorporate *fakeness* as a possible attribute.

hypothesis. The possible labels are entailment and non-entailment.⁴ An SPTE example can be represented in regular expression form as:

Premise : $P \text{ Det } M_1 M_2 N$.

Hypothesis : $P \text{ Det } (M_1|M_2)? N$.

Label : entailment|non-entailment

The prefix **P** can be instantiated as *This is/He is/She is*, etc., depending on the NP. Intuitively, this task tests **whether an NP entails its components in isolation**. This holds for most simple NPs (Baroni et al., 2012) (e.g., *the second ball* entails *ball*), but recursive NPs offer interesting counterexamples (e.g., (1b) in Table 1).

Multi-Premise Textual Entailment (MPTE) is adapted from the “attributive propagation test” described in Lalis and Asudeh (2015). The format differs from SPTE only in that it has two premises instead of one. Given that both of them are true, the task is to judge whether the hypothesis is also true. The first premise is taken from SPTE. The second premise contains a noun other than N , denoted by N_2 .⁵ The regular expression representation of an MPTE example is:

Premise 1 : $P \text{ Det } M_1 M_2 N$.

Premise 2 : $P \text{ Det } N_2$.

Hypothesis : $P \text{ Det } (M_1|M_2) N_2$.

Label : entailment|non-entailment

This test targets the **compositionality of modifiers and nouns**. While most of the time a modifier can be freely “detached” and “attached” (as in example (2a)), sometimes it cannot (e.g., as in (2b)).

Event Plausibility Comparison (EPC) follows the task formalization by Emami et al. (2021). Given two events, **Event1** and **Event2**, a model needs to assess the plausibility of **Event2** compared to that of **Event1**. The two events have the same event predicate **E**, and differ only in the NP. Represented in regular expression, an EPC example looks like this:

Event 1 : $\text{Det } (M_1|M_2)? N E$.

Event 2 : $\text{Det } M_1 M_2 N E$.

Label : more|equally|less plausible

⁴We do not include *neutral* in order to minimize label ambiguity.

⁵For both premises to hold at the same time, we need an N_2 that can refer to the same entity as N .

This task tests the **influence of adding modifier(s) on the plausibility of different events about the noun** (e.g., (3a), (3b) and (3c)). For example, while *a famous former actress* is no longer an *actress*, not all relevant properties about the noun are affected in the same way: the event *stars in many latest movies* becomes less plausible, while *is known by everyone* is more plausible.

In terms of task choice, we do not use conventional parsing tasks since most two-modifier NPs have the same syntactic structure (in Figure 1). Instead, the three tasks defined above allow us to study different interesting properties of recursive NPs. For example, SPTE is convenient for comparing the impact of modifier order on the meaning of the NP (e.g., (1a) and (1b)); MPTE precisely reflects the property of subsecutive modifiers (e.g., *skillful*); whereas EPC is suitable for NPs with privative modifiers, since the other formats often cause ambiguity in this case.⁶

4 Dataset Construction

Our dataset is constructed in four stages: (a) modifier lexicon construction, (b) NP extraction and selection, (c) instance creation and review, and (d) label verification.⁷

Modifier lexicon construction. We first construct a lexicon of modifiers according to the taxonomy in Section 2 (McCrae et al., 2014). We include modifiers studied in relevant linguistics literature (Nayak et al., 2014; Lalis and Asudeh, 2015) and complemented the list with modifiers that are missing, or have not been addressed before under this lens (for example, words that describe the material, such as *wooden*, can also be viewed as privative). Each entry in the lexicon contains the modifier itself, its category (intersective, subsecutive, or privative), and its attribute (e.g., *green* is a *color*). In the end, the lexicon contains 689 modifiers, the largest resource of this kind. See Table 2 for category distribution and examples.

NP extraction and selection. Next, we collect recursive NPs from a variety of resources: linguistics literature, text corpora, and our creation. Only a few examples are available in each relevant linguistics paper (Matthei, 1982; Abdullah and Frost,

⁶For example, *fake fur* might or might not be considered a kind of *fur* (Partee, 2010). Annotators would thus probably disagree on the label if this was an SPTE example.

⁷More statistics and crowdsourcing details are in Appendix A. Sample data, annotation guidelines, and HIT design can be found in the Supplementary Materials.

Category	Count	Examples: modifier (attribute)
Intersective	296	red (color), gender (female), German (nationality)
Subsective	269	short (height), small (size), far (distance)
Privative	124	former (time), fake (authenticity), vice (authority)

Table 2: Statistics and examples for each semantic category in our modifier lexicon.

2005; Teodorescu, 2006; Morzycki, 2016), as large-scale datasets of this kind do not exist. We then turn to textual corpora, including the Penn Treebank (Marcus et al., 1993) and the Annotated Gigaword corpus (Napoles et al., 2012). We extract all NPs with more than two consecutive modifiers in our lexicon, and manually select NPs considering a set of factors: lexical diversity, class balance, whether there is an interaction between the modifiers, etc. Finally, we complement the set with deliberately designed challenging cases of our own invention, resulting in 1,299 NPs in total.

Instance creation and review. We hire college students⁸ to write examples for the three tasks based on our collection of NPs. Each student is given a screening test containing five NPs. If $\geq 75\%$ of their created examples across all tasks are valid, they are qualified to continue. Each instance is then reviewed and/or revised by one of the authors, resulting in 8,260 valid instances.

Label verification. Finally, we again hire college students to verify instance labels via Amazon Mechanical Turk. For each task, we give a screening test consisting of 10 easy instances with an unambiguous answer, and only students with an accuracy of $\geq 90\%$ can proceed. During the official annotation, a HIT contains 10 questions of a task, including one control question. Each HIT is completed by three people, excluding its creator. Annotations are then filtered based on the accuracy on control questions and the time used. Only examples with ≥ 2 people agreeing with the gold label are retained, yielding 4,567 examples. We then down-sample the examples in each task for a relatively balanced ratio among classes, resulting in 3,790 examples in the end. See Table 3 for details.

5 Do LMs understand recursive NPs?

To answer question (a), whether the knowledge of how to interpret recursive NPs is present in pre-

⁸Specifically, undergraduate and graduate students in an Artificial Intelligence class.

Task	Total	Entail	Non-entail	
SPTE	1,166	583	583	
Task	Total	Entail	Non-entail	
MPTE	1,111	537	574	
Task	Total	More	Equal	Less
EPC	1,513	531	398	584

Table 3: Number of examples in each RNPC task.

trained LMs, we use the “behavioral test” probing method (Belinkov et al., 2020). Namely, we take SOTA models on existing benchmark(s) of the same format as each RNPC task, and evaluate them on RNPC. The rationale is that LMs should acquire the ability of textual inference in the required format when fine-tuned on these datasets, which allows us to elicit their potential knowledge about recursive NPs.

Experimental setup. We consider the following datasets that address similar phenomena as our tasks: (1) MNLI (Williams et al., 2018) and SNLI (Bowman et al., 2015) for our SPTE; (2) MPE (Lai et al., 2017) for our MPTE; and (3) ADEPT (Emami et al., 2021) for our EPC. We choose SOTA and close-to-SOTA models on existing benchmarks as the candidates for probing, including BERT (Devlin et al., 2019), RoBERTa (Liu et al., 2019b), BART (Lewis et al., 2020), and GPT3 (Brown et al., 2020), in different sizes. Due to the size of MNLI and SNLI, we only evaluate available checkpoints from the Huggingface Transformers model hub. For the other two benchmarks, all models are trained by us. Also, the largest GPT3-davinci has not been made available for fine-tuning, and is thus excluded.⁹

Results and analysis. We evaluate the fine-tuned models on each RNPC task. When a dataset used for fine-tuning has more classes than our task, we map the model prediction to one of our classes by summing probability scores (e.g. `neutral` and `contradiction` in MNLI are mapped to `non-entailment` in SPTE). Figure 2 compares the performance of the models on the relevant benchmarks and our tasks. We also include human performance, calculated by averaging the accuracy of three annotators on a random sample of 300 examples for each task.

All models struggle on RNPC tasks, with performance around chance, while human accuracy is constantly above 90. On SPTE and MPTE, al-

⁹See Appendix B and C.1 for dataset, model and hyperparameter details.

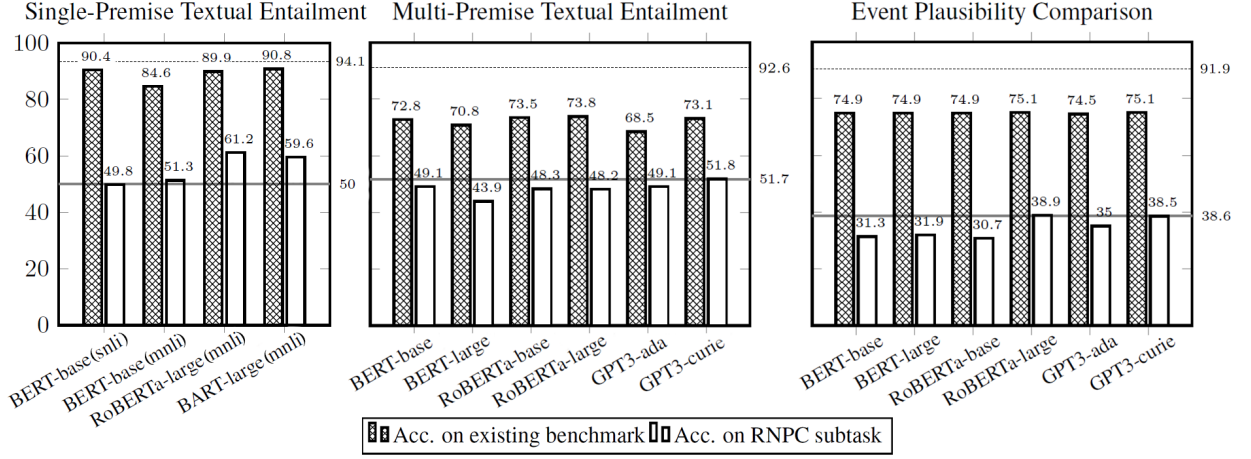


Figure 2: Given SOTA models on existing benchmark(s) of the same format, we compare their accuracy on existing benchmark(s) and on an RNPC task. The solid line represents the majority baseline, and the dotted line stands for human performance. Models for SPTE are fine-tuned on different benchmarks (specified in brackets), while models for the other two tasks are fine-tuned on the same benchmarks (MPE and ADEPT, respectively).

Task	ID	Input	Gold Label	Predicted Label
Single-Premise Textual Entailment	(1a)	Premise: This is my <u>new</u> favorite movie. Hypothesis: This is my favorite movie.	Entailment	Entailment ✓
	(1b)	Premise: This is my favorite <u>new</u> movie. Hypothesis: This is my favorite movie.	Non-Entailment	Entailment ✗
Multi-Premise Textual Entailment	(2a)	Premise 1: He is a short American basketball player. Premise 2: He is a man. Hypothesis: He is an <u>American</u> man.	Entailment	Entailment ✓
	(2b)	Premise 1: He is a short American basketball player. Premise 2: He is a man. Hypothesis: He is a <u>short</u> man.	Non-Entailment	Entailment ✗
Event Plausibility Comparison	(3a)	Event 1: An animal can be harmful to people. Event 2: A <u>dead dangerous</u> animal can be harmful to people.	Less Plausible	Less Plausible ✓
	(3b)	Event 1: An animal can be harmful to people. Event 2: A <u>dangerous dead</u> animal can be harmful to people.	More Plausible	Less Plausible ✗

Table 4: Minimal-pair examples where the optimal models make errors for each RNPC task. Differences between each pair are underlined.

most all models have a very high false-positive rate. As long as all tokens in the hypothesis (e.g., *This is the second ball*) appear in the premise (e.g., *This is the second green ball*), they tend to predict entailment, indicating that they are making the same “intersective interpretation” errors as children do. On EPC, most models over-predict equally plausible, arguably due to the class imbalance in the dataset used for fine-tuning.

Next, we closely examine the best-performing models on each task, including RoBERTa-large fine-tuned on MNLI, GPT3-curie fine-tuned on MPE, and RoBERTa-large fine-tuned on ADEPT. On MPTE and EPC, even the best model barely surpasses chance performance. On SPTE, the best accuracy (61.2) is still unimpressive for a binary

classification task. To understand where exactly the models fail, we further present a qualitative minimal-pair analysis in Table 4. On SPTE, the two examples differ only in the order of modifiers (*new* and *favorite*) in the premise, leading to opposite labels. However, the model predicts entailment for both, suggesting its insensitivity to subtle semantic differences incurred by modifier order changes. On MPTE, the difference between the two examples lies in the modifier in the hypothesis, *an American man* vs. *a short man*. As basketball players are generally tall, the second hypothesis should not be entailed. Again, the model predicts entailment for both cases, which shows its lack of relevant world knowledge. Finally, on EPC, *a dead dangerous animal* and *a*

dangerous dead animal have subtly different meanings – the former refers to a *dangerous animal* that is dead (e.g., a dead lion, which is no longer harmful), while the latter refers to a *dead animal* that has become dangerous (e.g., a dead squirrel carrying viruses, which is indeed harmful). The model fails to distinguish between them, predicting `less plausible` for both. From the above observations, we conclude that the knowledge for interpreting recursive NPs is not present in LM representations.

6 Can LMs Learn the Meaning of Recursive NPs?

We investigate the reasons behind the models’ low performance on RNPC, specifically whether their failure is due to the lack of in-domain training data or an intrinsic deficiency in their architecture. Namely, we attempt to answer question (b): is the target knowledge learnable with appropriate data?

We adopt the challenge set analysis technique proposed by Liu et al. (2019a), which exposes a model to a small amount of data from the challenge set and assesses how well they can adapt. Specifically, we split the test set of each RNPC task into a training set of 200 examples and a new test set comprising the rest. Our splitting strategy ensures that all NPs in the training and test sets have disjoint modifiers in the same position. This means that if a modifier appears in the M_1 position of an NP in the training set, it cannot appear in the same position of any NP in the test set. Then, we fine-tune each model from Figure 2 on an increasing number of examples from 10 to 200. The learning curves of the best-performing models after fine-tuning (RoBERTa-large (MNL), RoBERTa-base (MPE), and RoBERTa-large (ADEPT)) are plotted in Figure 3.¹⁰

On SPTE, the accuracy rapidly climbs from 60.5 to 75.8 with only 10 examples, and then saturates around 92 with 100 examples, approaching human performance (94.1). The learning curve on MPTE has more fluctuations, with a peak at 71.1 (150 examples) and a final score of 67.8. On EPC, starting around chance (39.9), the accuracy progressively increases up to 64.4 with 200 examples. These results indicate that the target knowledge is learnable with appropriate training data. Furthermore, SPTE may be the easiest task, since it only requires local knowledge about the meaning of the modifiers and

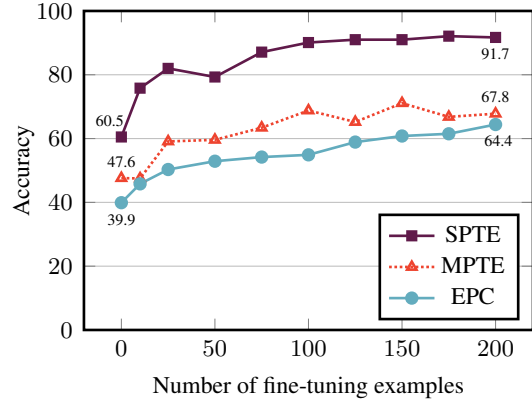


Figure 3: Learning curves of best-performing models on each RNPC task with an increasing number of fine-tuning examples.

the noun. By contrast, MPTE and EPC involve world knowledge (e.g., basketball players are generally tall compared to the rest of the population), as well as global reasoning between components in a sentence (e.g., the relationship between the event and the modifiers), which may explain the remaining large gap between model and human performance (> 90).

7 What can LMs learn from RNPC?

Given that the target knowledge is learnable, we now address question (c): what relevant linguistic features have the models learned from RNPC? We probe for two features extensively studied in the relevant literature (cf. Section 2), using different probing techniques.

Modifier semantic category. The first feature we are interested in is the semantic category of the modifiers. Namely, each modifier is categorized as **intersective**, **subsective**, or **privative** (McCrae et al., 2014). The entailment pattern of individual modifiers is an important factor in the semantics of the entire NP. We use the “edge probing” method proposed by Tenney et al. (2019) to investigate if models have learned the feature from RNPC.

Given a fine-tuned model, we take its contextualized representation of each modifier in the last hidden layer. Then, we attach a linear head on top of the token representations as an “auxiliary classifier”. We choose linear classifiers because more expressive ones like Multi-Layer Perceptron are sometimes found to capture the target feature themselves (Hewitt and Liang, 2019). The token representations are then frozen, while the linear head is trained to predict the semantic category of

¹⁰See Appendix C.2 for model and hyperparameter details.

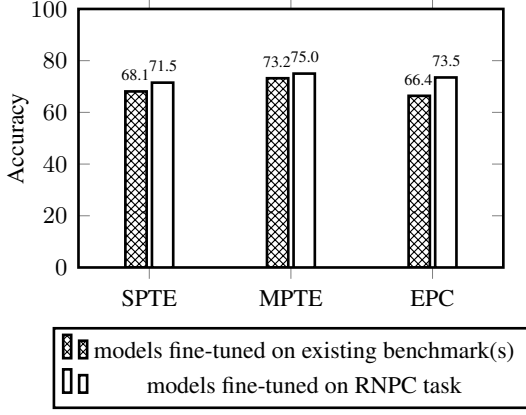


Figure 4: Probing accuracy for the “modifier semantic category” feature, before (left) and after (right) fine-tuning on each RNPC task.

the modifiers.¹¹

We probe the models fine-tuned on RNPC from Section 6, as well as the models fine-tuned on existing benchmarks for comparison. The results are shown in Figure 4. For all tasks, the probing accuracy is higher for models fine-tuned on RNPC than on existing benchmarks. The increase is small for SPTE (3.4) and MPTE (2.8), but more obvious for EPC (7.1). This is somewhat counter-intuitive, since modifier category is defined in terms of entailment patterns, but models learn it better from EPC than from TE tasks. Nonetheless, the overall trend shows that models can learn the semantic category of modifiers to some extent after being fine-tuned on our tasks. Since the absolute increase is limited, we plan to explore ways to quantify the actual amount of knowledge learned in future work.

Modifier scope. We also probe for the scope of the first modifier (M_1) in recursive NPs (Det M_1 M_2 N), especially when M_1 is privative. Based on our observation, the same privative modifier M_1 may have different scopes when interacting with different M_2 ’s and N’s. For instance, *former* in the NP *a former American diplomat* negates *diplomat* (N), but the person is still *American*; while in *a former beginner drummer*, it negates *beginner* (M_2), but the person may still be a drummer. This difference cannot be captured by the modifier semantic category of *former*.

As a proxy for the scope of M_1 , we use attention visualization, a method widely used for revealing the correlation between tokens (Vig, 2019).¹² We

¹¹ See Appendix C.3 for an illustration of the method.

¹² There have been recent debates on the faithfulness of this method (Jain and Wallace, 2019; Wiegrefe and Pinter, 2019). Therefore, we are not making claims about how our models

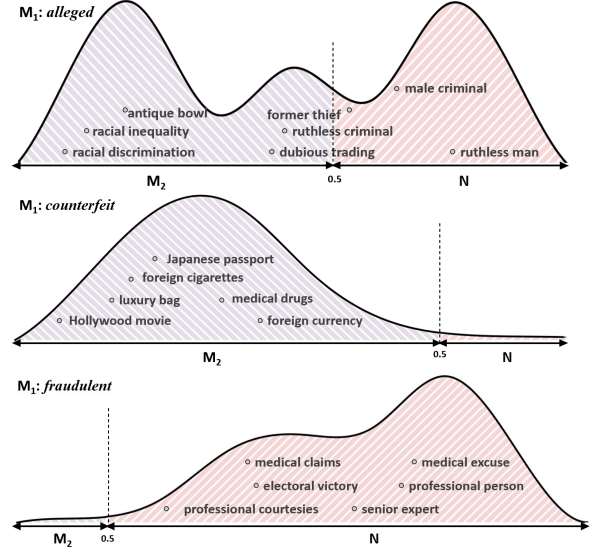


Figure 5: A case study of modifier scope. Each sub-figure shows the frequency distribution of the attention ratio r ($0 < r < 1$) for an M_1 , divided into two sides at 0.5. The M_2 side contains NPs where M_1 attends more to M_2 than to N, and the inverse applies to the N side.

use BERT-base fine-tuned on 200 MPTE examples from Section 6 as our test case.

Denote any token in a given NP as x . We define A_x , the average of the weights of all attention heads from M_1 to x in the final layer, representing how much M_1 attends to token x . We then calculate the ratio $r = A_N / (A_N + A_{M_2})$ ($0 < r < 1$). If $r < 0.5$, then M_1 attends more to M_2 ; else, M_1 attends more to N. For each privative modifier, we take all NPs containing it in the M_1 position in our dataset and plot the distribution of r . Figure 5 shows three examples (NPs containing *alleged*, *counterfeit*, or *fraudulent*) as a case study.

As shown in the first sub-figure, *alleged* attends more to either M_2 and N depending on the NP. For example, it attends more to M_2 in *an alleged antique bowl* (0.454), since the NP describes a *bowl* which may not be *antique*. Reversely, *an alleged male criminal* is on the N side (0.517), since they are most likely *male* but may not be a *criminal*.

The second sub-figure indicates that *counterfeit* mainly attends to M_2 . For instance, *a counterfeit Hollywood movie* (0.382) is still a *movie*, but is probably not made in *Hollywood*. This is similar to the cases of *luxury bag*, *medical drugs*, *foreign cigarettes*, etc. Contrarily, *fraudulent* mainly attends to N, as shown in the third sub-figure. For instance, *the fraudulent medical claims* (0.559) are

work, but only what they capture with attention weights.

not valid *claims* but still on *medical* grounds. The same pattern holds for *electoral victory*, *medical excuse*, etc.

Additionally, we also notice that there are some boundary cases close to the $r = 0.5$ division line, like *ruthless criminal* and *former thief* in the *alleged* sub-figure. A plausible explanation is that M_1 is negating both M_2 and N in these cases (e.g., *an alleged ruthless criminal* is not necessarily *ruthless* or *a criminal*). Overall, the above results indicate that models fine-tuned on our tasks can capture modifier scope in recursive NPs.

8 Is RNPC useful for downstream tasks?

After investigating what models can learn from our tasks, we then address question (d): how can such knowledge benefit downstream tasks? We choose the task of detecting harmful content (Banko et al., 2020) (or Harm Detection) for extrinsic evaluation. Concretely, we consider the scenario where a user interacts with a task-oriented agent like Siri or Alexa, and the agent needs to determine whether the involved activity in the user query is potentially harmful.¹³ We choose this task because many false positives come from recursive NPs. For example, *how to make a homemade bomb* is obviously harmful while *how to make a homemade bath bomb* is harmless.

We collect a small test set from wikiHow,¹⁴ a website of how-to articles. The title of each article is considered a *query* (e.g. *how to make a cake*). Then, we compile a list of 74 keywords about harmful entities (e.g., *bomb*, *fire*, *drugs*), only 12 of which occur in RNPC. We match wikiHow queries containing at least an NP with one of the 74 keyword as the head noun, and sample a small subset for manual annotation. Each query is labeled as harmful or harmless, depending on whether it involves a harmful activity defined above. After removing ambiguous queries and re-balancing the dataset, we obtain 170 queries, with a 1:1 positive/negative ratio.¹⁵

We design two zero-shot harm classifiers using models fine-tuned on our entire SPTE and EPC dataset respectively. They share a few pre-processing steps: first, all NPs are extracted from

¹³The definition of “harm” can be user-dependent. Here, we consider an activity to be harmful if it may cause pain, physical injury, or be illegal for **minors**.

¹⁴[wikihow.com](https://www.wikihow.com)

¹⁵Sample data and the keyword list can be found in the Supplementary Materials.

Model	Acc.	P	R	F ₁
Always harmful	50.0	50.0	100.0	66.7
GPT3-ada	49.4	49.7	98.8	66.1
GPT3-curie	59.4	60.5	54.1	57.1
GPT3-davinci	51.3	50.6	100.0	67.2
RoBERTa-large (SPTE) (ours)	58.2	54.5	100.0	70.5
RoBERTa-large (EPC) (ours)	72.9	66.4	92.9	77.5

Table 5: Zero-shot performance of models trained on RNPC on the Harm Detection task. Results are compared to a baseline model that always predicts harmful, and to GPT3.

the input query; then, NPs containing a keyword from our list in the head noun position are retained. For each retained NP (e.g., *a water gun*), we check if it is indeed a harmful entity using either the SPTE or the EPC model. The input to the SPTE model is a premise of the form “This is {NP}.” (e.g., *This is a water gun.*) and a hypothesis of the form “This is (a/an) {N}.” (e.g., *This is a gun.*). If the output label is entailment, we classify the query as harmful, otherwise harmless. Likewise, using the EPC model, we form two events given the retained NP: “(A/An) {N} is harmful.” and “{NP} is harmful.”. If the second event is predicted as more or equally plausible compared to the first, the query is considered harmful.

We compare our two classifiers to a simple baseline that always predicts harmful¹⁶ as well as to three GPT3 models.¹⁷ Both classifiers meaningfully exceed the simple baseline, and the EPC-based classifier outperforms all the other methods by 10+ in terms of accuracy and F_1 . This shows that the understanding of recursive NPs is beneficial for downstream tasks without any training data. To understand why EPC is more suitable than SPTE for this task, we further examine the errors they make. One major error type concerns polysemous keywords such as *shot*. For instance, for the query *how to have a good basketball shot*, it is fair that the SPTE model predicts that *a good basketball shot* is still a *shot*, since *shot* can mean both the shooting a gun and shooting a ball. However, the gold label should be *unharmful*. There are also some queries out of the scope of the EPC model, e.g., *how to make a sake bomb*. Since *sake bomb* is a cocktail, the gold label is harmful as our target users are minors. The EPC model legitimately predicts that *a sake bomb* is less harmful

¹⁶This is equivalent to the case if the SPTE model always predicts Entailment, or the EPC model always predicts more/equally plausible.

¹⁷used in a zero-shot setting; see Appendix C.4 for details.

than *a bomb*, but fails to capture that it may still be harmful (for minors).

9 Conclusion

We introduce RNPC, a challenge set targeting the understanding of recursive NPs, a fundamental aspect of human common sense. Pre-trained language models with SOTA performance on NLU benchmarks have poor mastery of this knowledge, but can still learn it when exposed to small amounts of data from RNPC. Using different probing techniques, we show that models can learn relevant linguistic features, including modifier category and scope, from RNPC. They also achieve strong zero-shot performance on an extrinsic Harm Detection task, indicating the transferability of this knowledge. For future work, we hope to investigate other linguistic phenomena as a step to comprehensively characterize LMs' limitations and capabilities in language understanding.

Acknowledgments

This research is based upon work supported in part by the DARPA KAIROS Program (contract FA8750-19-2-1004), the DARPA LwLL Program (contract FA8750-19-2-0201), and the IARPA BETTER Program (contract 2019-19051600004). Approved for Public Release, Distribution Unlimited. The views and conclusions contained herein are those of the authors and should not be interpreted as necessarily representing the official policies, either expressed or implied, of DARPA, IARPA, or the U.S. Government.

Special thanks go to our annotators, students in CIS 421/521 and MCIT 521 at the University of Pennsylvania, for RNPC, and Artemis Panagopoulou, for the extrinsic evaluation data. We also thank Haochen Zhang, Pengyuan Lu, Daniel Deutsch, Daphne Ippolito, Lara Martin, Young-Min Cho, Eleni Miltsakaki, Jordan Kodner, Ellie Pavlick, Charles Yang, Yejin Choi, Chris Potts, and Mitch Marcus for their valuable feedback.

References

- Nabil Abdullah and Richard A. Frost. 2005. Adjectives: A uniform semantic approach. In *Advances in Artificial Intelligence*, pages 330–341, Berlin, Heidelberg. Springer Berlin Heidelberg.
- Marianna Apidianaki and Aina Garí Soler. 2021. *ALL dolphins are intelligent and SOME are friendly: Probing BERT for nouns' semantic properties and their prototypicality*. In *Proceedings of the Fourth BlackboxNLP Workshop on Analyzing and Interpreting Neural Networks for NLP*, pages 79–94, Punta Cana, Dominican Republic. Association for Computational Linguistics.
- Michele Banko, Brendon MacKeen, and Laurie Ray. 2020. *A unified taxonomy of harmful content*. In *Proceedings of the Fourth Workshop on Online Abuse and Harms*, pages 125–137, Online. Association for Computational Linguistics.
- Marco Baroni, Raffaella Bernardi, Ngoc-Quynh Do, and Chung-chieh Shan. 2012. *Entailment above the word level in distributional semantics*. In *Proceedings of the 13th Conference of the European Chapter of the Association for Computational Linguistics*, pages 23–32, Avignon, France. Association for Computational Linguistics.
- Marco Baroni and Roberto Zamparelli. 2010. *Nouns are vectors, adjectives are matrices: Representing adjective-noun constructions in semantic space*. In *Proceedings of the 2010 Conference on Empirical Methods in Natural Language Processing*, pages 1183–1193, Cambridge, MA. Association for Computational Linguistics.
- Yonatan Belinkov, Sebastian Gehrmann, and Ellie Pavlick. 2020. *Interpretability and analysis in neural NLP*. In *Proceedings of the 58th Annual Meeting of the Association for Computational Linguistics: Tutorial Abstracts*, pages 1–5, Online. Association for Computational Linguistics.
- Gemma Boleda, Marco Baroni, The Nghia Pham, and Louise McNally. 2013. *Intensionality was only alleged: On adjective-noun composition in distributional semantics*. In *Proceedings of the 10th International Conference on Computational Semantics (IWCS 2013) – Long Papers*, pages 35–46, Potsdam, Germany. Association for Computational Linguistics.
- Gemma Boleda, Eva Maria Vecchi, Miquel Cornudella, and Louise McNally. 2012. *First order vs. higher order modification in distributional semantics*. In *Proceedings of the 2012 Joint Conference on Empirical Methods in Natural Language Processing and Computational Natural Language Learning*, pages 1223–1233, Jeju Island, Korea. Association for Computational Linguistics.
- Pierrette Bouillon and Evelyne Viegas. 1999. The description of adjectives for natural language processing: Theoretical and applied perspectives. In *Proceedings of Description des Adjectifs pour les Traitements Informatiques. Traitement Automatique des Langues Naturelles*, pages 20–30.
- Samuel R. Bowman, Gabor Angeli, Christopher Potts, and Christopher D. Manning. 2015. *A large annotated corpus for learning natural language inference*. In *Proceedings of the 2015 Conference on Empirical Methods in Natural Language Processing*, pages

- 632–642, Lisbon, Portugal. Association for Computational Linguistics.
- Tom Brown, Benjamin Mann, Nick Ryder, Melanie Subbiah, Jared D Kaplan, Prafulla Dhariwal, Arvind Neelakantan, Pranav Shyam, Girish Sastry, Amanda Askell, Sandhini Agarwal, Ariel Herbert-Voss, Gretchen Krueger, Tom Henighan, Rewon Child, Aditya Ramesh, Daniel Ziegler, Jeffrey Wu, Clemens Winter, Chris Hesse, Mark Chen, Eric Sigler, Mateusz Litwin, Scott Gray, Benjamin Chess, Jack Clark, Christopher Berner, Sam McCandlish, Alec Radford, Ilya Sutskever, and Dario Amodei. 2020. [Language models are few-shot learners](#). In *Advances in Neural Information Processing Systems*, volume 33, pages 1877–1901. Curran Associates, Inc.
- Richard Campbell. 2002. [Computation of modifier scope in NP by a language-neutral method](#). In *COLING 2002: The 19th International Conference on Computational Linguistics*.
- Gennaro Chierchia and Sally McConnell-Ginet. 2000. *Meaning and grammar: An introduction to semantics*. MIT press.
- Jacob Devlin, Ming-Wei Chang, Kenton Lee, and Kristina Toutanova. 2019. [BERT: Pre-training of deep bidirectional transformers for language understanding](#). In *Proceedings of the 2019 Conference of the North American Chapter of the Association for Computational Linguistics: Human Language Technologies, Volume 1 (Long and Short Papers)*, pages 4171–4186, Minneapolis, Minnesota. Association for Computational Linguistics.
- Ali Emami, Ian Porada, Alexandra Olteanu, Kaheer Suleman, Adam Trischler, and Jackie Chi Kit Cheung. 2021. [ADEPT: An adjective-dependent plausibility task](#). In *Proceedings of the 59th Annual Meeting of the Association for Computational Linguistics and the 11th International Joint Conference on Natural Language Processing (Volume 1: Long Papers)*, pages 7117–7128, Online. Association for Computational Linguistics.
- Henry Hamburger and Stephen Crain. 1984. Acquisition of cognitive compiling. *Cognition*, 17(2):85–136.
- Iris Hendrickx, Zornitsa Kozareva, Preslav Nakov, Diarmuid Ó Séaghdha, Stan Szpakowicz, and Tony Veale. 2013. [SemEval-2013 task 4: Free phrases of noun compounds](#). In *Second Joint Conference on Lexical and Computational Semantics (*SEM), Volume 2: Proceedings of the Seventh International Workshop on Semantic Evaluation (SemEval 2013)*, pages 138–143, Atlanta, Georgia, USA. Association for Computational Linguistics.
- John Hewitt and Percy Liang. 2019. [Designing and interpreting probes with control tasks](#). In *Proceedings of the 2019 Conference on Empirical Methods in Natural Language Processing and the 9th International Joint Conference on Natural Language Processing (EMNLP-IJCNLP)*, pages 2733–2743, Hong Kong, China. Association for Computational Linguistics.
- Sarthak Jain and Byron C. Wallace. 2019. [Attention is not Explanation](#). In *Proceedings of the 2019 Conference of the North American Chapter of the Association for Computational Linguistics: Human Language Technologies, Volume 1 (Long and Short Papers)*, pages 3543–3556, Minneapolis, Minnesota. Association for Computational Linguistics.
- Hans Kamp and Barbara Partee. 1995. Prototype theory and compositionality. *Cognition*, 57(2):129–191.
- Alice Lai, Yonatan Bisk, and Julia Hockenmaier. 2017. [Natural language inference from multiple premises](#). In *Proceedings of the Eighth International Joint Conference on Natural Language Processing (Volume 1: Long Papers)*, pages 100–109, Taipei, Taiwan. Asian Federation of Natural Language Processing.
- Matthias Lalissee and Ash Asudeh. 2015. Distinguishing intersective and non-intersective adjectives in compositional distributional semantics.
- Mark Lauer. 1995. Corpus statistics meet the noun compound: Some empirical results. In *33rd Annual Meeting of the Association for Computational Linguistics*, pages 47–54.
- Mike Lewis, Yinhan Liu, Naman Goyal, Marjan Ghazvininejad, Abdelrahman Mohamed, Omer Levy, Veselin Stoyanov, and Luke Zettlemoyer. 2020. [BART: Denoising sequence-to-sequence pre-training for natural language generation, translation, and comprehension](#). In *Proceedings of the 58th Annual Meeting of the Association for Computational Linguistics*, pages 7871–7880, Online. Association for Computational Linguistics.
- Nelson F. Liu, Roy Schwartz, and Noah A. Smith. 2019a. [Inoculation by fine-tuning: A method for analyzing challenge datasets](#). In *Proceedings of the 2019 Conference of the North American Chapter of the Association for Computational Linguistics: Human Language Technologies, Volume 1 (Long and Short Papers)*, pages 2171–2179, Minneapolis, Minnesota. Association for Computational Linguistics.
- Yinhan Liu, Myle Ott, Naman Goyal, Jingfei Du, Mandar Joshi, Danqi Chen, Omer Levy, Mike Lewis, Luke Zettlemoyer, and Veselin Stoyanov. 2019b. Roberta: A robustly optimized bert pretraining approach. *arXiv preprint arXiv:1907.11692*.
- Mercedes Marcilese, LMS Corrêa, and Marina RA Augusto. 2013. Recursive pre-nominal modifiers interpretation in language acquisition. *Advances in Language Acquisition*, pages 138–146.

- Mitch Marcus, Beatrice Santorini, and Mary Ann Marcinkiewicz. 1993. Building a large annotated corpus of english: The penn treebank. *Computational Linguistics*, 19(2):313–330.
- Edward H Matthei. 1982. The acquisition of prenominal modifier sequences. *Cognition*, 11(3):301–332.
- John P. McCrae, Francesca Quattri, Christina Unger, and Philipp Cimiano. 2014. [Modelling the semantics of adjectives in the ontology-lexicon interface](#). In *Proceedings of the 4th Workshop on Cognitive Aspects of the Lexicon (CogALex)*, pages 198–209, Dublin, Ireland. Association for Computational Linguistics and Dublin City University.
- Marcin Morzycki. 2016. *Modification*. Cambridge University Press.
- James Mullenbach, Jonathan Gordon, Nanyun Peng, and Jonathan May. 2019. Do nuclear submarines have nuclear captains? a challenge dataset for commonsense reasoning over adjectives and objects. In *Proceedings of the 2019 Conference on Empirical Methods in Natural Language Processing and the 9th International Joint Conference on Natural Language Processing (EMNLP-IJCNLP)*, pages 6052–6058.
- Preslav Nakov and Marti Hearst. 2005. [Search engine statistics beyond the n-gram: Application to noun compound bracketing](#). In *Proceedings of the Ninth Conference on Computational Natural Language Learning (CoNLL-2005)*, pages 17–24, Ann Arbor, Michigan. Association for Computational Linguistics.
- Courtney Napoles, Matthew R Gormley, and Benjamin Van Durme. 2012. Annotated gigaword. In *Proceedings of the Joint Workshop on Automatic Knowledge Base Construction and Web-scale Knowledge Extraction (AKBC-WEKEX)*, pages 95–100.
- Neha Nayak, Mark Kowarsky, Gabor Angeli, and Christopher D Manning. 2014. A dictionary of non-subjective adjectives. Technical report.
- Barbara H Partee. 2010. Privative adjectives: subsecutive plus coercion. *Presuppositions and discourse: Essays offered to Hans Kamp*, 21.
- Ellie Pavlick and Chris Callison-Burch. 2016a. [Most “babies” are “little” and most “problems” are “huge”: Compositional entailment in adjective-nouns](#). In *Proceedings of the 54th Annual Meeting of the Association for Computational Linguistics (Volume 1: Long Papers)*, pages 2164–2173, Berlin, Germany. Association for Computational Linguistics.
- Ellie Pavlick and Chris Callison-Burch. 2016b. [So-called non-subjective adjectives](#). In *Proceedings of the Fifth Joint Conference on Lexical and Computational Semantics*, pages 114–119, Berlin, Germany. Association for Computational Linguistics.
- Emily Pitler, Shane Bergsma, Dekang Lin, and Kenneth Church. 2010. [Using web-scale n-grams to improve base NP parsing performance](#). In *Proceedings of the 23rd International Conference on Computational Linguistics (Coling 2010)*, pages 886–894, Beijing, China. Coling 2010 Organizing Committee.
- Vered Shwartz and Chris Waterson. 2018. [Olive oil is made of olives, baby oil is made for babies: Interpreting noun compounds using paraphrases in a neural model](#). In *Proceedings of the 2018 Conference of the North American Chapter of the Association for Computational Linguistics: Human Language Technologies, Volume 2 (Short Papers)*, pages 218–224, New Orleans, Louisiana. Association for Computational Linguistics.
- Ian Tenney, Patrick Xia, Berlin Chen, Alex Wang, Adam Poliak, R Thomas McCoy, Najoung Kim, Benjamin Van Durme, Sam Bowman, Dipanjan Das, and Ellie Pavlick. 2019. [What do you learn from context? probing for sentence structure in contextualized word representations](#). In *International Conference on Learning Representations*.
- Alexandra Teodorescu. 2006. Adjective ordering restrictions revisited.
- David Vadas and James Curran. 2007. [Adding noun phrase structure to the Penn Treebank](#). In *Proceedings of the 45th Annual Meeting of the Association of Computational Linguistics*, pages 240–247, Prague, Czech Republic. Association for Computational Linguistics.
- Johan Van Benthem. 1983. Determiners and logic. *Linguistics and Philosophy*, 6(4):447–478.
- Jesse Vig. 2019. [A multiscale visualization of attention in the transformer model](#). In *Proceedings of the 57th Annual Meeting of the Association for Computational Linguistics: System Demonstrations*, pages 37–42, Florence, Italy. Association for Computational Linguistics.
- Sarah Wiegrefe and Yuval Pinter. 2019. [Attention is not not explanation](#). In *Proceedings of the 2019 Conference on Empirical Methods in Natural Language Processing and the 9th International Joint Conference on Natural Language Processing (EMNLP-IJCNLP)*, pages 11–20, Hong Kong, China. Association for Computational Linguistics.
- Adina Williams, Nikita Nangia, and Samuel Bowman. 2018. A broad-coverage challenge corpus for sentence understanding through inference. In *Proceedings of the 2018 Conference of the North American Chapter of the Association for Computational Linguistics: Human Language Technologies, Volume 1 (Long Papers)*, pages 1112–1122.

A Dataset Construction Details

A.1 More Statistics

For an NP in the form of **Det** M_1 M_2 **N**, the two modifiers M_1 and M_2 can each take three possible semantic categories (intersective, subsecutive, or privative), resulting in nine possible combinations. We plot the distribution of NPs with different combinations in RNPC in Table 6. Note that the distribution is not balanced, because certain categories (e.g., NPs containing privative modifiers) yield many more minority class examples for our three tasks (e.g., *non-entailment* in SPTE). Thus, considering the final class balance in RNPC tasks, we include more NPs of certain categories.

M_1 / M_2	Int.	Sub.	Pri.
Int.	13	37	74
Sub.	138	109	162
Pri.	99	420	250

Table 6: Number of NPs in RNPC with different combinations of modifier category in the M_1 and M_2 position. Possible categories include intersective, subsecutive, and privative.

In the experiment of fine-tuning models on RNPC described in Section 6, we re-split the dataset of each task into a training and a new test set, ensuring no overlap of modifiers occurring in the same position. The training set contains 200 examples, which are gradually provided to the model. The test set contains the remaining examples. The exact number of examples for each task is shown in Table 7.

Task	Train	Test
SPTE	200	966
MPTE	200	911
EPC	200	1,313

Table 7: Number of examples in the training and testing split for each RNPC task in the fine-tuning experiment.

A.2 Crowdsourcing Details

In the construction of RNPC, we hire college students as crowdworkers for instance creation and label verification. Specifically, they are undergraduate and graduate students in an Artificial Intelligence class (CIS 421/521 and MCIT 521 at the University of Pennsylvania), with good English proficiency. Both tasks are given as optional extra credit assignments in the class.

During instance creation, we provide detailed instructions on how to write high-quality examples for each subtask, which can be found in the Supplementary Materials. Annotations are collected via Google Forms. With 100 valid instances (equivalent to 2.5-4.75 hours of work, depending on their proficiency), students can earn 1% in extra credit of the overall course grade.

During label verification, we host our questions on Amazon Mechanical Turk. We design a HIT type for each RNPC task, which is also included in the Supplementary Materials. With 600 correctly answered questions (equivalent to 3.5-4 hours of work), students can earn 1% in extra credit of the overall course grade.

B Dataset Statistics of Existing Benchmarks for Fine-tuning

We use the following benchmark datasets of the same format as RNPC for fine-tuning: (1) The Multi-Genre Natural Language Inference corpus (MNLI) (Williams et al., 2018) and the Stanford Natural Language Inference corpus (SNLI) (Bowman et al., 2015) for SPTE; (2) the (Lai et al., 2017) dataset on the Multiple Premise Entailment Task (MPE) for MPTE; and (3) the Emami et al. (2021) dataset on the Adjective-Dependent Plausibility Task (ADEPT) for EPC. Table 8 shows the number of examples in each dataset.

Dataset	Train	Dev	Test
MNLI	392,702	20,000	20,000
SNLI	550,152	10,000	10,000
MPE	8,000	1,000	1,000
ADEPT	12,892	1,611	1,612

Table 8: Number of examples in existing datasets of the same format used for fine-tuning.

C Implementation Details

C.1 Models Fine-tuned on Existing Benchmarks

In Section 5, we evaluate SOTA LMs fine-tuned on existing benchmarks of the same format on RNPC. We use four different pre-trained model architecture, BERT (Devlin et al., 2019), RoBERTa (Liu et al., 2019b), BART (Lewis et al., 2020), and GPT3 (Brown et al., 2020), in different sizes. The first three are implemented with HuggingFace

Transformers¹⁸, and the last is from OpenAI’s standard API¹⁹.

The pre-trained model checkpoints we use include: bert-base-uncased (110M parameters), bert-large-uncased (336M parameters), roberta-base (125M parameters), roberta-large (335M parameters), facebook/bart-large (406M parameters), GPT3-ada (350M parameters), and GPT3-curie (6.7B parameters).²⁰

Due to the size of MNLI and SNLI, we use existing checkpoints available on the Huggingface Transformers model hub. For all other datasets, we fine-tune the pre-trained models using the SequenceClassification pipeline on Huggingface, or the standard prompt completion fine-tuning API on OpenAI.²¹ The fine-tuning scripts are adapted from the text-classification example in the HuggingFace Transformers repository.²² We performed hyperparameter search in the following range:

- batch size: [4, 8, 16, 32]
- learning rate: [1e-5, 1e-6]
- number of epochs: [2, 3, 5]
- max sequence length: [64, 128]

The optimal hyperparameter values and fine-tuned model for each task will be made available via the HuggingFace model sharing service.

We run our fine-tuning experiments on an NVIDIA GeForce RTX 2080 Ti GPU, with half-precision floating point format (FP16) with O1 optimization. The fine-tuning takes 2 hours to 5 hours depending on the task.

C.2 Models Fine-tuned on RNPC.

In Section 6, we address the question of whether LMs can learn the meaning of recursive NPs. We fine-tune each model from Section C.1 on an increasing number of examples of each RNPC task. The model architectures, the pipelines used, the range of hyperparameter search, and the computing resources used are all the same as in the previous

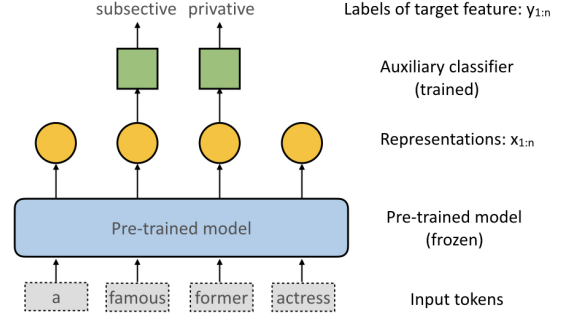


Figure 6: An illustration of the Edge Probing method. Figure adapted from (Tenney et al., 2019).

subsection. After being fine-tuned on 200 examples, the best performing models are RoBERTa-large (MNLI) for SPTE, RoBERTa-base (MPE) for MPTE, and RoBERTa-large (ADEPT) for EPC. The optimal hyperparameter values and fine-tuned models on the full 200 examples of each RNPC task will also be made available via the HuggingFace model sharing service.

C.3 The “Edge Probing” Method

In Section 7, we adopt the Edge Probing technique from Tenney et al. (2019) to investigate if the modifier category feature can be learned from our tasks.

To reintroduce the general idea of this method, consider the following setup: we have data $D = \{(x_1, y_1), (x_2, y_2), \dots, (x_n, y_n)\}$, where (x_1, x_2, \dots, x_n) are the model representation to be probed and (y_1, y_2, \dots, y_n) are the labels of a linguistic feature we are interested in probing for. The goal is to see if (x_1, x_2, \dots, x_n) encodes (y_1, y_2, \dots, y_n) .

In our case, given an NP of the form Det M_1 M_2 N, (x_1, x_2, \dots, x_n) are the token representation of the best-performing models after being fine-tuned on each RNPC task, as mentioned in Section C.2, and (y_1, y_2, \dots, y_n) is the semantic category of M_1 and M_2 .

We freeze the representations (x_1, x_2, \dots, x_n) , and attach a simple auxiliary classifier (or probing classifier) on top of them. The auxiliary classifier is trained to predict the semantic category y_i corresponding to every modifier token representation x_i . In our case, we choose a linear classifier as the probing classifier. The assumption is that the expressivity of the auxiliary classifier should be limited, or otherwise it might learn the target feature itself. Based on this assumption, the accu-

¹⁸<https://github.com/huggingface/transformers>

¹⁹<https://beta.openai.com/docs/api-reference>

²⁰All models above are available at https://huggingface.co/transformers/pre-trained_models.html or <https://beta.openai.com>

²¹<https://beta.openai.com/docs/api-reference/fine-tunes>

²²<https://github.com/huggingface/transformers/tree/master/examples/legacy>

racy of predicting y indicates the extent to which the model representations encode the target feature. The method is illustrated in Figure 6.

Specifically, the linear classifier is an `SGDClassifier` implemented with `scikit-learn`.²³ We perform hyperparameter search in the following range:

- `loss`: [hinge, log, modified_huber, squared_hinge, perceptron]
- `warm_start`: [True, False]
- `penalty`: [l2, l1, elasticnet]
- `alpha`: [0.0001, 0.001, 0.01, 0.1]
- `n_jobs`: [-1]
- `max_iter`: [500, 1000, 2000]
- `random_state`: [0]
- `eta0`: [0.1, 0.01, 0.001, 0.0001]
- `learning_rate`: [optimal, invscaling, adaptive]

The optimal hyperparameter values of each RNPC task will also be provided in the model card of the optimal models from Section C.2 via the HuggingFace model sharing service.

C.4 Models Used for Extrinsic Evaluation

In Section 8, one of the models we compare to is GPT3. We exploit three versions of different sizes, `GPT3-ada`, `GPT3-curie`, and `GPT3-davinci`, using the same API described in Section C.1. The models are evaluated in a zero-shot setting, where we only provide the following task description:

Given a “how-to” query, determine if the task is harmful to a teenager. The answer should be Yes or No.

Each input question is then formatted as:

Question: Is “{how-to query}” harmful?
Answer:

For every how-to query in our test set, we use the concatenation of the task description and the instantiated input question as the prompt, and let the model generate a one-token continuation. The top generated token is always *Yes* or *No*, implying that GPT3 has a good understanding of the task format.

²³<https://scikit-learn.org>