

# Guaranteed Nonlinear Tracking in the Presence of DNN-Learned Dynamics With Contraction Metrics and Disturbance Estimation

Pan Zhao, Ziyao Guo, Yikun Cheng, Aditya Gahlawat, Hyungsoo Kang and Naira Hovakimyan

## Abstract

This paper presents an approach to trajectory-centric learning control based on contraction metrics and disturbance estimation for nonlinear systems subject to matched uncertainties. The proposed approach allows for the use of deep neural networks to learn uncertain dynamics while still providing guarantees of transient tracking performance throughout the learning phase. Within the proposed approach, a disturbance estimation law is adopted to estimate the pointwise value of the uncertainty, with pre-computable estimation error bounds (EEBs). The learned dynamics, the estimated disturbances, and the EEBs are then incorporated into a robust Riemannian energy condition to compute the control law that guarantees exponential convergence of actual trajectories to desired ones throughout the learning phase, even when the learned model is poor. On the other hand, with improved accuracy, the learned model can be leveraged by a high-level planner to plan better trajectories with improved performance, e.g., lower energy consumption and shorter travel time. The proposed framework is validated on a planar quadrotor navigation example.

## I. INTRODUCTION

Autonomous systems (ASs) generally have nonlinear dynamics and often need to operate in uncertain environments subject to significant dynamic uncertainties and disturbances. Planning and executing a trajectory is one of the most common ways for an AS to achieve a mission. However, the presence of uncertainties and disturbances, together with the nonlinear dynamics, brings significant challenges to safe planning and execution of a trajectory.

### A. Related Work

Recent years have witnessed increased use of **machine learning (ML) tools for control**, both for dynamics learning and control design, which is partially due to the expressive power associated with these ML tools. In terms of controlling uncertain systems, learning-based methods can be further classified into model-free and model-based approaches. Model-free approaches seek to directly learn a controller (or a policy) from the data collected during interaction with the controlled system. In contrast, model-based approaches try to first learn a model for the uncertain dynamics and then incorporate the learned model into control-theoretic approaches to generate the control law. Because of the sampling efficiency, the easiness to incorporate prior knowledge (e.g., a physics based model) and provide performance or safety guarantees, model-based approaches are more applicable to robots and ASs that operate in the real world. Along this direction, a few ML tools such as Gaussian process regression (GPR) and (deep) neural networks (NNs) have been used to learn uncertain dynamics, e.g., in the context of robust control [1], [2] and adaptive control [3]–[5].

On the other hand, **contraction theory** [6] provides a powerful tool for analyzing general nonlinear systems in a differential framework and is focused on studying the convergence between pairs of state trajectories towards each other, i.e., incremental stability. It has recently been extended for constructive control design, e.g., via control contraction metrics (CCMs) [7]. Compared to existing approaches based on (incremental) Lyapunov functions, CCM provides a more general solution for nonlinear tracking control design [8]. Additionally, the search for a CCM can be formulated as a convex optimization problem, and solved using sum of squares (SOS) programming [9] or DNN optimization [10], [11]. CCM-based adaptive control has been developed to address parametric uncertainties in [12] and non-parametric uncertainties in [13]. The case of bounded disturbances in contraction-based control has also been addressed by leveraging input-to-stability analysis [9] or robust CCM [14], [15]. See also the tutorial overview paper [16] and references therein.

For **model-based learning control with safety or performance guarantees**, most of the existing work, except possibly a few [5], relies on quantifying the learned model error, and robustly handling such an error in the controller design or analyzing its effect on the control performance [1], [3]–[5], [17]–[20]. As a result, researchers have largely relied on GPR to learn uncertain dynamics, due to the inherent ability to quantify the error of the learned model; the use of DNNs has been rarely explored, despite the expressive power and scalability (i.e., being scalable to high-dimensional systems) associated with DNNs. Additionally, the control performance is often purely determined by the quality of the learned model.

DNNs were used in the context of MRAC in an online-update fashion to learn state-dependent uncertainties in [21], [22]. However, only asymptotic (i.e., no transient) performance guarantee was provided; additionally, the nominal dynamics is limited to a linear system. In [2], [20], the authors used DNNs for batchwise learning of the uncertain dynamics; however, good tracking performance cannot be guaranteed during the learning transients. The most closely related work is probably [5],

This work is supported by AFOSR, NASA, and NSF under the RI grant #2133656 and CPS grant #1932529.

P. Zhao, Z. Guo, Y. Cheng, A. Gahlawat, H. Kang and N. Hovakimyan are with the Department of Mechanical Science and Engineering, University of Illinois at Urbana-Champaign, Urbana, IL 61801, USA. panzhao2, ziyao2, yikun2, gahlawat, hk15, nhovakim@illinois.edu

which uses GPR to learn the uncertain dynamics while relying on a contraction based  $\mathcal{L}_1$  adaptive controller proposed in [13] to provide transient tracking performance guarantees throughout the learning phase. In contrast with [5], our learning control approach, allows for the use of DNNs to learn the uncertain dynamics while still providing transient tracking performance guarantees. Moreover, our transient performance guarantees are in the form of *exponential convergence* to the desired state trajectory despite the presence of model errors.

### B. Statement of Contributions

For nonlinear systems subject to matched state-dependent uncertainties, we present an approach for robust trajectory-centric learning control based on contraction metrics and disturbance estimation. Our approach allows for the use of DNNs (and many other ML tools) to learn uncertain dynamics while still providing *transient tracking performance guarantees throughout the learning phase*. Within our approach, an estimation law is leveraged to estimate the pointwise value of the the uncertain dynamics, with pre-computable estimation error bounds (EEBs). The uncertainty estimation, and the EEBs are then incorporated into a robust Riemmanian energy condition. Due to the uncertainty estimation and compensation mechanism, our approach provides *exponential convergence* to the desired trajectory throughout the learning phase, even when the learned model is poor. On the other hand, with improved accuracy, the learned model can help optimize other performance criteria, e.g., energy consumption, beyond trajectory tracking. We demonstrate the efficacy of the proposed approach using a planar quadrotor example.

*Notations.* Let  $\mathbb{R}^n$ ,  $\mathbb{R}^+$  and  $\mathbb{R}^{m \times n}$  denote the  $n$ -dimensional real vector space, the set of non-negative real numbers, and the set of real  $m$  by  $n$  matrices, respectively.  $I$  and  $0$  denote an identity matrix, and a zero matrix of compatible dimensions, respectively.  $\|\cdot\|$  denotes the 2-norm of a vector or a matrix. Let  $\partial_y F(x)$  denote the Lie derivative of the matrix-valued function  $F$  at  $x$  along the vector  $y$ . For symmetric matrices  $P$  and  $Q$ ,  $P > Q$  ( $P \geq Q$ ) means  $P - Q$  is positive definite (semidefinite).  $\langle X \rangle$  is the shorthand notation of  $X + X^\top$ . Finally,  $\ominus$  denotes the Minkowski set difference.

## II. PROBLEM STATEMENT

Consider a nonlinear control-affine system subject to state-dependent uncertainties

$$\dot{x}(t) = f(x(t)) + B(x(t))(u(t) + d(x(t))), \quad x(0) = x_0, \quad (1)$$

where  $x(t) \in \mathcal{X} \subset \mathbb{R}^n$ ,  $u(t) \in \mathcal{U} \subset \mathbb{R}^m$ ,  $f: \mathbb{R}^n \rightarrow \mathbb{R}^n$  and  $B: \mathbb{R}^n \rightarrow \mathbb{R}^m$  are known and locally Lipschitz continuous functions,  $d(x)$  represents the *matched* model uncertainties. We assume that  $B(x)$  has full column rank for any  $x \in \mathcal{X}$ . Suppose  $\mathcal{X}$  is a compact set that contains the origin, and the control constraint set  $\mathcal{U}$  is defined as  $\mathcal{U} \triangleq \{u \in \mathbb{R}^m : \underline{u} \leq u \leq \bar{u}\}$ , where  $\underline{u}, \bar{u} \in \mathbb{R}^m$  denote the lower and upper bounds of all control channels, respectively. Furthermore, we make the following assumption for  $d(x)$ .

**Assumption 1.** There exist known positive constants  $L_B$ ,  $L_d$  and  $b_d$  such that for any  $x, y \in \mathcal{X}$ , the following inequalities hold:

$$\|B(x) - B(y)\| \leq L_B \|x - y\|, \quad (2)$$

$$\|d(x) - d(y)\| \leq L_d \|x - y\|, \quad (3)$$

$$\|d(x)\| \leq b_d. \quad (4)$$

*Remark 1.* Assumption 1 indicates that the uncertain function  $d(x)$  is *locally Lipschitz* continuous with a known Lipschitz constant and is uniformly bounded by a known constant in the compact set  $\mathcal{X}$ . In fact, given the local Lipschitz constant  $L_d$ , the uniform bound can always be derived by using Lipschitz continuity if the bound for  $d(x)$  for any  $x$  in  $\mathcal{X}$  is known. For instance, assuming  $\|d(0)\| \leq b_d^0$ , we have  $\|d(x)\| \leq b_d^0 + L_d \max_{x \in \mathcal{X}} \|x\|$ . In practice, some prior knowledge about the actual system and the uncertainty may be leveraged to obtain a tighter bound than the one based on the Lipschitz continuity explained earlier, which is why we directly make an assumption on the uniform bound.

With Assumption 1, we will show (in Section IV-C) that the pointwise value of  $d(x(t))$  at any time  $t$  can be estimated with pre-computable estimation error bounds (EEBs).

We would like to learn the uncertain function  $d(x)$  using model learning tools. *The performance guarantees provided by the proposed framework are agnostic to the model learning tools used.* As a demonstration purpose, we choose to use DNNs, due to their significant potential in dynamics learning attributed to their expressive power and the fact that they have been rarely explored for dynamics learning with safety and/or performance guarantees. Denoting the DNN-learned function as  $\hat{d}(x)$  and the model error as  $\tilde{d}(x) \triangleq d(x) - \hat{d}(x)$ , the actual dynamics (1) can be rewritten as

$$\dot{x} = f(x) + B(x)(u + \hat{d}(x) + \tilde{d}(x)) = F_l(x, u) + B(x)\tilde{d}(x), \quad (5)$$

where

$$F_l(x, u) \triangleq f(x) + B(x)\hat{d}(x) + B(x)u. \quad (6)$$

The learned dynamics including the DNN model can now be represented as

$$\dot{x}^* = F_l(x^*, u^*). \quad (7)$$

*Remark 2.* The above setting includes the special case of *no learning*, corresponding to  $\hat{d}(x) \triangleq 0$ .

The learned dynamics (7) (including the special case of  $\hat{d} = 0$ ) can be incorporated in a motion planner or trajectory optimizer to plan a desired trajectory  $(x^*, u^*)$  to minimize a specific cost function, e.g., energy consumption and travel time. Additionally, we would like to design a feedback controller to track the desired state trajectory  $x^*$  with *guaranteed tracking performance* despite the presence of the model error  $\tilde{d}(x)$  *throughout the learning phase*. As the quality of DNN model  $\hat{d}(x)$  improves with learning, it is expected that the cost associated with the actual state and input trajectory  $(x, u)$  will decrease. To summarize, this paper aims to

- 1) Use DNNs to learn the uncertainty  $d(x)$ , and incorporate the learned model,  $\hat{d}(x)$ , in planning trajectories to minimize specific cost functions subject to constraints;
- 2) Design a feedback controller to track planned trajectories with guaranteed performance throughout the learning phase;
- 3) Enhance the performance, i.e., reducing the costs associated with actual control and state trajectories, through improved quality of the learned model.

To achieve these goals, we will (1) leverage DNNs with bounded Lipschitz constants (by use of spectral normalization) to be consistent with Assumption 1 to learn the uncertainty; (2) use robust CCMs to design the feedback tracking controller; (3) use a disturbance estimation scheme to estimate the pointwise value of the uncertainty  $d(x(t))$  at each time  $t$  with pre-computable EEBs; (4) incorporate the estimated value of  $d(x(t))$  at each time  $t$  and the EEBs into a robust Riemmanian energy condition associated with the robust CCMs to compute the control signal that guarantees exponential convergence of actual state trajectories to the desired trajectories despite the existence of the model error.

### III. PRELIMINARIES

Since the local Lipschitz constant for the uncertainty  $d(x)$  is already known according to Assumption 1, we would like to ensure that the learned model respects such prior knowledge. To this purpose, we will use spectral-normalized DNNs (SN-DNN) to learn  $d(x)$ . Section III-A presents a brief overview of SN-DNNs. Additionally, Section III-B gives an overview of CCM for uncertainty-free systems.

#### A. ReLU DNNs with Spectral Normalization

A ReLU DNN is a composition of layers, which uses rectified linear unit activation function  $\phi(\cdot) = \max(\cdot, 0)$  in the layers. It maps from the input  $x$  to the output  $\hat{d}(x, \theta)$  with the internal NN parameters  $\theta$ . The mapping  $\hat{d}(x, \theta)$  can be written as combination of activation functions and weights  $\theta = W^1, \dots, W^{l+1}$ :  $\hat{d}(x, \theta) = W^{l+1} \phi(W^l (\phi(W^{l-1} (\dots \phi(W^1 x) \dots)))$ , where  $l$  is the number of layers. Spectral normalization (SN) is a technique for stabilizing the training of DNNs, first introduced in [23]. In SN, the Lipschitz constant is the only hyperparameter to be tuned. Theoretically, the Lipschitz constant of a function  $d(x)$  is defined as the smallest value, called Lipschitz norm  $\|d\|_{\text{Lip}}$ , such that  $\forall x, x' : \|d(x) - d(x')\| \leq \|d\|_{\text{Lip}} \|x - x'\|$ . For a linear NN layer  $g(x) = Wx$ , the Lipschitz norm is given by  $\|g\|_{\text{Lip}} = \sup_x (\sigma(\nabla g(x))) = \sup_x (\sigma(W)) = \sigma(W)$ , where  $\sigma(\cdot)$  denotes the largest singular value. Hence, the bound of  $\|\hat{d}\|_{\text{Lip}}$  could be generated by using the fact that the Lipschitz norm of ReLU activation function  $\phi(\cdot)$  is equal to 1 and the inequality  $\|g_1 \circ g_2\|_{\text{Lip}} \leq \|g_1\|_{\text{Lip}} \cdot \|g_2\|_{\text{Lip}}$ , as follows:

$$\|\hat{d}\|_{\text{Lip}} \leq \|g_{l+1}\|_{\text{Lip}} \|\phi\|_{\text{Lip}} \cdots \|g_1\|_{\text{Lip}} = \prod_{i=1}^{l+1} \sigma(W^i). \quad (8)$$

Further, SN could be applied to weight matrices  $W$  of each layer as  $\bar{W} = W/\sigma(W) \cdot \beta^{\frac{1}{1+\beta}}$ , where  $\beta$  is the pre-designed Lipschitz constant for the ReLU DNN. Considering Assumption 1, we simply set  $\beta = L_d$  when using the ReLU DNNs to learn  $\hat{d}$ . See [2] for more details.

#### B. Control Contraction Metrics (CCMs)

Contraction theory [6] draws conclusions on the convergence between pairs of state trajectories towards each other, by studying the evolution of the distance between any two infinitesimally close neighbouring trajectories. CCM generalizes contraction analysis to the controlled dynamic setting, in which the analysis jointly searches for a controller and a metric that describes the contraction properties of the resulting closed-loop system. Following [7], [12], we now briefly review CCMs by considering the nominal, i.e., uncertainty-free, system

$$\dot{x} = f(x) + B(x)u, \quad (9)$$

where  $x(t) \in \mathbb{R}^n$  and  $u(t) \in \mathbb{R}^m$ . The differential form of (9) is given by  $\dot{\delta}_x = A(x, u)\delta_x + B(x)\delta_u$ , where  $A(x, u) \triangleq \frac{\partial f}{\partial x} + \sum_{i=1}^m \frac{\partial b_i}{\partial x} u_i$ . We first recall some basic results related to CCM.

**Definition 1.** [7] The system (9) is said to be *universally exponentially stabilizable* if, for any feasible desired trajectory  $x^*(t)$  and  $u^*(t)$ , a feedback controller can be constructed that for any initial condition  $x(0)$ , a unique solution to (9) exists and satisfies  $\|x(t) - x^*(t)\| \leq R\|x(0) - x^*(0)\| e^{-\lambda t}$ , where  $\lambda$ ,  $R$  are the convergence rate and overshoot, respectively, independent of the initial conditions.

**Lemma 1.** [7] If there exists a uniformly bounded metric  $M(x)$ , i.e.,  $\alpha_1 I \leq M(x) \leq \alpha_2 I$  for some positive constants  $\alpha_1$  and  $\alpha_2$ , such that

$$\delta_x^\top MB = 0 \Rightarrow \begin{cases} \delta_x^\top \left( \left\langle M \frac{\partial f}{\partial x} \right\rangle + \partial_f M + 2\lambda M \right) \delta_x \leq 0 \\ \left\langle M \frac{\partial b_i}{\partial x} \right\rangle + \partial_{b_i} M = 0, i = 1, \dots, m, \end{cases} \quad (10)$$

holds for all  $\delta_x \neq 0$ ,  $x$ , then the system (9) is universally exponentially stabilizable in the sense of Definition 1 via continuous feedback defined almost everywhere, and everywhere in the neighbourhood of the target trajectory with the convergence rate  $\lambda$  and overshoot  $R = \sqrt{\frac{\alpha_2}{\alpha_1}}$ .

The condition (10) ensures that each column of  $B(x)$  form a Killing vector field for the metric  $M(x)$  and the dynamics orthogonal to the input are contracting, and is often termed as the strong CCM condition [7]. The metric  $M(x)$  satisfying (10) is termed as a (strong) CCM. If the Killing vector condition cannot be satisfied, then a weaker condition can be used to replace (10), and is given by  $\delta_x^\top MB = 0 \implies \delta_x^\top (\langle MA \rangle + \partial_f M + 2\lambda M) \delta_x \leq 0$  for all  $\delta_x \neq 0$ ,  $x$ ,  $u$ . Due to the dependence of  $A(x, u)$  on  $u$ , the weaker condition can lead to complex feedback controllers. The CCM condition (10) can be transformed into a convex constructive condition for the metric  $M(x)$  by a change of variables. Let  $W(x) = M^{-1}(x)$  (commonly referred to as the *dual metric*), and  $B_\perp(x)$  be a matrix whose columns span the null space of the input matrix  $B$  (i.e.,  $B_\perp^\top B = 0$ ). Then, the condition (10) can be cast as convex constructive conditions for  $W(x)$ :

$$\begin{cases} B_\perp^\top \left( \left\langle \frac{\partial f}{\partial x} W \right\rangle - \partial_f W + 2\lambda W \right) B_\perp \leq 0 \\ \left\langle \frac{\partial b_i}{\partial x} W \right\rangle - \partial_{b_i} W = 0, \text{ for } i = 1, \dots, m. \end{cases} \quad (11)$$

The existence of a contraction metric  $M(x)$  is sufficient for stabilizability via Lemma 1. What remains is constructing a feedback controller that achieves the universal exponential stabilizability (UES). As mentioned in [7], [9], one way to derive the controller is to interpret the Riemann energy,  $E(x^*(t), x(t))$ , as an incremental control Lyapunov function and use it to construct a min-norm controller that renders for any time  $t$

$$\dot{E}(x^*(t), x(t)) \leq -2\lambda E(x^*(t), x(t)). \quad (12)$$

Specifically, at any time  $t > 0$ , given the metric  $M(x)$  and a desired/actual state pair  $(x^*(t), x(t))$ , a geodesic  $\gamma(\cdot, t)$  connecting these two states (i.e.,  $\gamma(0, t) = x^*(t)$  and  $\gamma(1, t) = x(t)$ ) can be computed (e.g., using the pseudospectral method in [24]). Consequently, the Riemannian energy of the geodesic, defined as  $E(x^*(t), x(t)) = \int_0^1 \gamma_s(s, t)^\top M(\gamma(s, t)) \gamma_s(s, t) ds$ , where  $\gamma_s(s) \triangleq \frac{\partial \gamma}{\partial s}$ , can be calculated. As noted in [9], from the formula for the first variation of energy [25],  $\dot{E}(x^*(t), x(t)) = 2\gamma_s^\top(1, t)M(x(t))\dot{x}(t) - 2\gamma_s^\top(0, t)M(x^*(t))\dot{x}^*(t)$ . Therefore, (12) becomes

$$\gamma_s^\top(1, t)M(x(t))\dot{x}(t) - \gamma_s^\top(0, t)M(x^*(t))\dot{x}^*(t) \leq -\lambda E(x^*(t), x(t)), \quad (13)$$

where  $\dot{x}(t) = f(x(t)) + B(x(t))u(t)$  and  $\dot{x}^*(t) = f(x^*(t)) + B(x^*(t))u^*(t)$ . Therefore, the control signal with a minimal norm for  $u(t) - u^*(t)$  can then be obtained by solving the following quadratic programming (QP) problem:

$$u(t) = \underset{k \in \mathbb{R}^m}{\operatorname{argmin}} \|k - u^*(t)\|^2 \text{ subject to (13)} \quad (14)$$

at each time  $t$ , which is guaranteed to be feasible under the condition (10) [7]. The minimization problem (14) is often termed as the *pointwise min-norm control* problem and has an analytic solution [26]. The above discussions can be summarized in the following theorem. The proof is trivial by following Lemma 1 and the subsequent discussions, and is thus omitted.

**Theorem 1.** [7] Given a nominal system (9), assume that there exists a uniformly bounded metric  $W(x)$  that satisfies (11) for all  $x \in \mathbb{R}^n$ . Then, the control law constructed by solving (14) with  $M(x) = W^{-1}(x)$ , universally exponentially stabilizes the system (9) in the sense of Definition 1, where  $R = \sqrt{\frac{\alpha_2}{\alpha_1}}$  with  $\alpha_1$  and  $\alpha_2$  being two positive constants satisfying  $\alpha_1 I \leq M(x) \leq \alpha_2 I$ .

#### IV. ROBUST CONTRACTION CONTROL IN THE PRESENCE OF (IMPERFECTLY) LEARNED DYNAMICS

In Section III-B, we have shown that existence of a CCM for a *nominal* (i.e., uncertainty-free) system can be used to construct a feedback control law to guarantee the universal exponential stabilizability (UES) of the system. In this section, we present an approach based on CCM and disturbance estimation to ensure the UES of the uncertain system (5) even when the learned model  $\hat{d}(x)$  is poor or there is no learning at all.

##### A. CCMs and Feasible Trajectories for the True System

In order to apply the contraction method to design a controller to guarantee the UES of the uncertain system (5), we need to first search a valid CCM for it. Following Section III-B, we can derive the counterparts of the strong CCM condition (10) or (11). Due to the particular structure with (5) attributed to the matched uncertainty assumption, we have the following lemma. A similar observation has been made in [12] for the case of matched parametric uncertainties. The proof is straightforward. One can refer to [12] for more details.

**Lemma 2.** *The strong (dual) CCM condition for the uncertain system (5) with the learned model  $\hat{d}(x)$  is the same as , the strong (dual) CCM condition, i.e., (10) ((11)), for the nominal system.*

*Remark 3.* As a result of Lemma 2, a metric  $M(x)$  (dual metric  $W(x)$ ) satisfying the strong condition (10) ((11)) for the nominal system (9) is always a CCM (dual CCM) for the true system (5).

Define  $\mathcal{D} = \{y \in \mathbb{R}^m : \|d(y)\| \leq b_d\}$ . Assumption 1 indicates  $d(x) \in \mathcal{D}$  for any  $x \in \mathcal{X}$ . As mentioned in Section III-B, given a CCM and a feasible desired trajectory  $x^*(t)$  and  $u^*(t)$  for a nominal system, a control law can be constructed to ensure exponential convergence of the actual state trajectory  $x(t)$  to the desired state trajectory  $x^*(t)$ . In practice, we have access to only learned dynamics (7) instead of the true dynamics to plan a trajectory  $x^*(t)$  and  $u^*(t)$ . The following lemma gives the condition when  $x^*(t)$  planned using the (potentially imperfectly) learned dynamics (7) is also a feasible state trajectory for the true system.

**Lemma 3.** *Given a desired trajectory  $x^*(t)$  and  $u^*(t)$  satisfying the learned dynamics (7) with  $x^*(t) \in \mathcal{X}$ , if*

$$u^*(t) + \hat{d}(x^*(t)) \in \mathcal{U} \ominus \mathcal{D} \quad \forall t \geq 0, \quad (15)$$

*then,  $x^*(t)$  is also a feasible state trajectory for the true system (1).*

*Proof.* Note that  $\bar{u}^*(t) \triangleq u^*(t) - \tilde{d}(x^*(t)) = u^*(t) + \hat{d}(x^*(t)) - (\hat{d}(x^*(t)) + \tilde{d}(x^*(t))) = u^*(t) + \hat{d}(x^*(t)) - d(x^*(t))$ . Since  $u^*(t) + \hat{d}(x^*(t)) \in \mathcal{U} \ominus \mathcal{D}$  and  $-d(x^*(t)) \in \mathcal{D}$ , which is due to  $x^*(t) \in \mathcal{X}$  and Assumption 1, we have  $\bar{u}^*(t) \in \mathcal{U}$ . By comparing the dynamics in (7) and (5), we conclude that  $x^*(t)$  and  $\bar{u}^*(t)$  satisfying the true dynamics (5) and thus are a feasible state and input trajectory for the true system.

Lemma 3 provides a way to verify whether a trajectory planned using the learned dynamics is a feasible trajectory for the true system in the presence of actuator limits. In the absence of such limits, any feasible trajectory for the learned dynamics is also a feasible trajectory for the true dynamics, due to the particular structure of (5) associated with the matched uncertainty assumption.

##### B. Robust Riemannian Energy Condition

Section III-B shows that, given a nominal system and a CCM for such a system, a control law can be constructed via solving a QP problem (14) with a condition to constrain the decreasing rate of the Riemannian energy, i.e., condition (13). When considering the uncertain dynamics with the learned model in (5), the condition (13) becomes

$$\gamma_s^\top(1, t)M(x(t))\dot{x}(t) - \gamma_s^\top(0, t)M(x^*(t))\dot{x}^*(t) \leq -\lambda E(x^*(t), x(t)), \quad (16)$$

where  $\dot{x}(t) = f(x(t)) + B(x(t))(u(t) + d(x(t)))$  represents the true dynamics evaluated at  $x(t)$  and  $\dot{x}^*(t) = F_l(x^*(t), u^*(t))$  with  $F_l(x, u)$  defined in (6). Several observations follow immediately. First, it is clear that (16) is *not implementable* due to its dependence on the true uncertainty  $d(x(t))$  through  $\dot{x}(t)$ . Second, if we could have access to the *pointwise value* of  $d(x(t))$  at each time  $t$ , (16) will become implementable even when we do not know the exact functional representation of  $d(x)$ . Third, if we could estimate the pointwise value of  $d(x(t))$  at each time  $t$  with a bound to quantify the estimation error, then we could derive a robust condition for (16). Specifically, assume  $d(x(t))$  is estimated as  $\check{d}(t)$  at each time  $t$  with a uniform estimation error bound (EEB)  $\delta$ , i.e.,  $\|\check{d}(t) - d(x(t))\| \leq \delta, \forall t \geq 0$ . Then, we could immediately get the following sufficient condition for (16):

$$\gamma_s^\top(1, t)M(x)\dot{\check{x}}(t) - \gamma_s^\top(0, t)M(x^*)\dot{x}^* + \left\| \gamma_s^\top(1, t)M(x)B(x) \right\| \delta \leq -\lambda E(x^*, x), \quad (17)$$

where

$$\dot{\check{x}}(t) \triangleq f(x) + B(x)(u(t) + \check{d}(t)). \quad (18)$$

Moreover, since  $M(x)$  satisfies the CCM condition (10),  $u(t)$  that satisfies (17) is guaranteed to exist for any  $t \geq 0$ , regardless of the size of  $\delta$ , if there are no control limits, i.e.,  $\mathcal{U} = \mathbb{R}^m$ . We call condition (17) the *robust Riemannian energy* (RRE) condition.

### C. Disturbance Estimation with Computable EEBs

We now introduce a disturbance estimation scheme to estimate the pointwise value of the uncertainty  $d(x)$  with pre-computable EEBs, which can be systematically improved by tuning a parameter in the estimation law. The estimation scheme is based on the piecewise-constant estimation (PWCE) law in [27], which was originally from [28]. The PWCE law consists of two elements, namely a state predictor and a piecewise-constant update law. The state predictor is defined as:

$$\dot{\hat{x}}(t) = f(x) + B(x)u(t) + \hat{\sigma}(t) - a\tilde{x}(t), \quad \hat{x}(0) = x_0, \quad (19)$$

where  $\tilde{x}(t) \triangleq \hat{x}(t) - x(t)$  is the prediction error,  $a$  is a positive constant. A discussion about the role of  $a$  is available in [29]. The estimation,  $\hat{\sigma}(t)$ , is updated in a piecewise-constant way:

$$\begin{cases} \hat{\sigma}(t) = \hat{\sigma}(iT), & t \in [iT, (i+1)T), \\ \hat{\sigma}(iT) = -\frac{a}{e^{aT} - 1} \tilde{x}(iT), \end{cases} \quad (20)$$

where  $T$  is the estimation sampling time, and  $i = 0, 1, 2, \dots$ . Finally, the pointwise value of  $d(x)$  at time  $t$  is estimated as

$$\check{d}(t) = B^\dagger(x(t))\hat{\sigma}(t), \quad (21)$$

where  $B^\dagger(x(t))$  is the pseudoinverse of  $B(x(t))$ . The following lemma establishes the EEBs associated with the estimation scheme in (19) and (20). The proof is inspired by [30], and similar to that in [27]. For completeness, it is given in appendix .

**Lemma 4.** *Given the dynamics (1) subject to Assumption 1, and the estimation law in (19) and (20), if  $x \in \mathcal{X}$  and  $u \in \mathcal{U}$  for any  $t \geq 0$ , the estimation error can be bounded as*

$$\|\check{d}(t) - d(x(t))\| \leq \delta(t, T) \triangleq \begin{cases} b_d, & \forall 0 \leq t < T, \\ \alpha(T) \max_{x \in \mathcal{X}} B^\dagger(x), & \forall t \geq T, \end{cases} \quad (22)$$

where

$$\alpha(T) \triangleq 2\sqrt{n}\phi T(L_d \max_{x \in \mathcal{X}} \|B(x)\| + L_B b_d) + (1 - e^{-aT})\sqrt{n}b_d \max_{x \in \mathcal{X}} \|B(x)\|, \quad (23)$$

$$\phi \triangleq \max_{x \in \mathcal{X}, u \in \mathcal{U}} \|f(x) + B(x)u\| + b_d \max_{x \in \mathcal{X}} \|B(x)\|, \quad (24)$$

with constants  $L_B$ ,  $L_d$  and  $b_d$  from Assumption 1, and  $\phi$  defined in (24). Moreover,  $\lim_{T \rightarrow 0} \delta(t, T) = 0$ , for any  $t \geq T$ .

*Proof.* See appendix .

**Remark 4.** Lemma 4 implies that theoretically, for  $t \geq T$ , the disturbance estimation after a single sampling interval can be made arbitrarily accurate by reducing  $T$ , which further indicates that the conservatism with the RRE condition can be arbitrarily reduced after a sampling interval.

In practice, the value of  $T$  is subject to the limitations related to computational hardware and sensor noise. Additionally, using a very small  $T$  tends to introduce high frequency components in the control loop, potentially harming the robustness of the closed-loop system, e.g., against time delay. This is similar to the use of a high adaptation rate in model reference adaptive control schemes, as discussed in [31]. Therefore, one should avoid the use of a very small  $T$  for the sake of robustness, unless a low-pass filter is used to filter the estimated disturbance before fed into (17), as suggested by the  $\mathcal{L}_1$  adaptive control architecture [31].

**Remark 5.** The estimation in  $[0, T)$  cannot be arbitrarily accurate. This is because the estimation in  $[0, T)$  depends on  $\tilde{x}(0)$  according to (20). Considering that  $\tilde{x}(0)$  is purely determined by the initial state of the system,  $x_0$ , and the initial state of the predictor,  $\hat{x}_0$ , it does not contain any information of the uncertainty. Since  $T$  is usually very small in practice, lack of a tight estimation error bound for the interval  $[0, T)$  will not cause an issue from a practical point of view. Additionally, the estimation of  $\phi$  defined in (24) could be quite conservative. Further considering the frequent use of Lipschitz continuity and inequalities related to matrix/vector norms in deriving the constant  $\alpha(T)$ ,  $\alpha(T)$  can be overly conservative. Therefore, for *practical implementation*, one should leverage some empirical study, e.g., doing simulations under a few user-selected functions of  $d(x)$  and determining a bound for  $\delta(t, T)$ . In our experiments, we found the theoretical bound  $\delta(t, T)$  computed according to (22) was usually at least 10 and could be  $10^4$  times more conservative.

**Remark 6.** From IV-B and IV-C, we see that the uncertainty estimated by the estimation law (19) and (20) and incorporated in the RRE condition (17) is the discrepancy between the true dynamics and the nominal dynamics without the learned

model (i.e.,  $d(x)$ ), instead of the learned dynamics (7) (i.e.,  $\tilde{d}(x)$ ). Alternatively, we can easily adapt the estimation law (19) and (20) to estimate  $\tilde{d}(x)$ , and adjust the RRE condition accordingly. However, as characterized in (22), the EEB depends on the local Lipschitz bound of the uncertainty to be estimated, which indicates that a Lipschitz bound for  $\tilde{d}(x)$  is needed to establish the EEB for it. However, except for a few model learning tools such as GPR [5], [32], it is not easy, if not impossible, to establish the Lipschitz bound of the model error. When using SN-DNNs, we can ensure that the learned model  $\hat{d}(x)$  has the same Lipschitz bound of  $L_d$  as  $d(x)$ , which yields a Lipschitz bound of  $2L_d$  for  $\tilde{d}(x)$ . In such a case, by inspecting (22), we can easily see that the EEB for  $\tilde{d}(x)$  is larger than that for  $d(x)$ , which indicates that the RRE condition would be more conservative if we chose to use the estimated value of  $\tilde{d}(x)$  in this condition. Based on these observations, we choose to estimate the original uncertainty  $d(x)$  and use the estimated value in the RRE condition.

#### D. Guaranteed Contraction Control in the Presence of Imperfectly Learned Dynamics

Based on the review of contraction control in Section III-B and the discussions in IV-B and IV-C, the control law can be obtained by solving the following QP problem at each time  $t$ :

$$u(t) = \underset{k \in \mathbb{R}^m}{\operatorname{argmin}} \|k - u^*(t)\|^2 \quad (25)$$

subject to

$$\gamma_s^\top(1, t)M(x)\dot{x} - \gamma_s^\top(0, t)M(x^*)\dot{x}^* + \|\gamma_s^\top(1, t)M(x)B(x)\| \delta(t, T) \leq -\lambda E(x^*, x), \quad (26)$$

where  $\dot{x}(t) = f(x) + B(x)(k + \tilde{d}(t))$ , according to, (18) depends on  $\tilde{d}(t)$ , which is from the disturbance estimation law defined by (19)–(21),  $\delta(t, T)$  is defined in (22), and  $\dot{x}^* = F_l(x^*, u^*)$  with  $F_l(\cdot, \cdot)$  defined in (6). Similar to (14), the problem (25) is a pointwise min-norm control problem and has an analytic solution [26]. Specifically, denoting  $\phi_0(t, x^*, x) \triangleq \gamma_s^\top(1, t)M(x)(f(x) + B(x)(u^*(t) + \tilde{d}(t))) + \|\gamma_s^\top(1, t)M(x)B(x)\| \delta(t, T) - \gamma_s^\top(0, t)M(x^*)\dot{x}^* + \lambda E(x^*, x)$  and  $\phi_1(x^*, x) \triangleq B^\top(x)M(x)\gamma_s(1, t)$ , (26) can be written as  $\phi_0(t, x^*, x) + \phi_1^\top(x^*, x)(k - u^*(t)) \leq 0$ , and the solution for (25) is given by

$$u(t) = k^* = \begin{cases} u^*(t) & \text{if } \phi_0(t, x^*, x) \leq 0, \\ u^*(t) - \frac{\phi_0(t, x^*, x)\phi_1(x^*, x)}{\|\phi_1(x^*, x)\|^2} & \text{if } \phi_0(t, x^*, x) > 0. \end{cases}$$

To move forward with analysis, we need to verify that when  $x(t), x^*(t) \in \mathcal{X}$ , the control signal  $u(t)$  from solving the QP problem (25) satisfies  $u(t) \in \mathcal{U}$ . Deriving verifiable conditions to ensure this set bound is outside the scope of this paper and will be addressed as future work. We are now ready to state the main result of the paper.

**Theorem 2.** *Given an uncertain system with learned dynamics represented by (5) satisfying Assumption 1, assume that there exists a metric  $W(x)$  that satisfies (11) for all  $x \in \mathcal{X}$ . Furthermore, suppose that a trajectory  $(x^*(t), u^*(t))$  planned using the learned dynamics (7) and the initial actual states  $x(0)$  satisfy (15) and*

$$\Omega(t) \triangleq \left\{ y \in \mathbb{R}^n : y \leq \|x^*(t)\| + \sqrt{\frac{\alpha_2}{\alpha_1}} \|x(0) - x^*(0)\| e^{-\lambda t} \right\} \subset \mathcal{X}, \quad (27)$$

for any  $t \geq 0$ , where  $\alpha_1 I \leq M(x) = W^{-1}(x) \leq \alpha_2 I$ . Then, if  $u(t)$  from solving (25) satisfies  $u(t) \in \mathcal{U}$  for any  $t \geq 0$ , the control law constructed by solving (25) ensures  $x(t) \in \mathcal{X}$  for any  $t \geq 0$ , and furthermore, universally exponentially stabilizes the uncertain system (5) in the sense of Definition 1.

*Proof.* We use contradiction to show  $x(t) \in \mathcal{X}$  for all  $t \geq 0$ . Assume this is not true. According to (27),  $x(0) \in \mathcal{X}$ . Since  $x(t)$  is continuous, there must exist a time  $\tau$  such that

$$x(t) \in \mathcal{X}, \forall t \in [0, \tau^-] \text{ and } x(\tau) \notin \mathcal{X}. \quad (28)$$

Now let us consider the system evolution in  $[0, \tau^-]$ . Since  $u(t) \in \mathcal{U}$  by assumption and  $x(t) \in \mathcal{X}$  for any  $t$  in  $[0, \tau^-]$ , the EEB in (22) holds in  $[0, \tau^-]$ . As a result, the control law obtained from solving (25) ensures satisfaction of the RRE condition (17), and thus universally exponentially stabilizes the uncertain system (5) in  $[0, \tau^-]$ , in the sense of Definition 1. On the other hand, satisfaction of (15) implies that  $x^*(t)$  is a feasible state trajectory for the uncertain system (1) according to lemma 3. Further considering theorem 1, we have  $\|x(t)\| \leq \|x^*(t)\| + \sqrt{\frac{\alpha_2}{\alpha_1}} \|x(0) - x^*(0)\| e^{-\lambda t}$  for any  $t$  in  $[0, \tau^-]$ . Due to (27), the preceding inequality indicates that  $x(t)$  remains in the interior of  $\mathcal{X}$  for  $t$  in  $[0, \tau^-]$ . This, together with the continuity of  $x(t)$ , immediately implies  $x(\tau) \in \mathcal{X}$ , which contradicts (28). Therefore, we conclude that  $x(t) \in \mathcal{X}$  for all  $t \geq 0$ . From the development of the proof, it is clear that the UES of the closed-loop system in  $\mathcal{X}$  with the control law given by the solution of (25) is achieved. The proof is complete.  $\blacksquare$

A few remarks are in order.

*Remark 7.* Theorem 2 essentially states that under certain assumptions, the proposed disturbance estimation based robust contraction controller guarantees *exponential convergence* of the actual state trajectory  $x(t)$  to a desired one  $x^*(t)$ , planned using the learned dynamic model, *regardless of the quality of the learned model*. With the exponential guarantee, if the actual trajectory meets the desired trajectory at certain time  $\tau$ , then these two trajectories will stay together afterward. The exponential convergence guarantee, is stronger than the performance guarantees provided by existing adaptive CCM-based approaches [12], [13] that deal with similar settings (i.e., matched uncertainties). Specifically, in [12] asymptotic stability and bounded tracking error are guaranteed, while the approach in [13] ensures the actual trajectory always stays in a tube around the desired trajectory.

Our approach is related to the robust control Lyapunov based approaches [26], which provide robust stabilization around an equilibrium point (as opposed to a trajectory) in the presence of uncertainties.

*Remark 8.* The proposed control approach is partially inspired by the  $\mathcal{L}_1$  adaptive control theory [31]. In fact, we adopt the estimation mechanism (the PWCE law in (19) and (20)) used within an  $\mathcal{L}_1$  controller. However, instead of directly cancelling the estimated disturbance as one would do with an  $\mathcal{L}_1$  controller, the proposed approach incorporates the estimated uncertainty and the EEBs into the robust Riemannian energy condition (26) to compute the control signal, which ensures exponential convergence of actual trajectories to desired ones. On the other hand, an  $\mathcal{L}_1$  adaptive controller can be used to augment a broad class of baseline controllers such as PID, linear quadratic regulator (LQR), model predictive controller [33] and an RL policy [34], while the proposed approach is limited to the settings where the control signal can be derived by solving some *inequality conditions*, e.g., the RRE condition (17).

*Remark 9.* The exponential convergence guarantee stated in theorem 2 is based on a continuous-time implementation of the controller. In practice, a controller is normally implemented on a digital processor or controller with a fixed sampling time. As a result, the property of exponential convergence may be slightly violated, as observed in Section V.

## V. SIMULATION RESULTS

We validate the proposed learning control approach on a planar quadrotor system borrowed from [9]. The state vector is defined as  $x = [p_x, p_z, \phi, v_x, v_z, \dot{\phi}]^\top$ , where  $p_x$  and  $p_z$  are the position in  $x$  and  $z$  directions, respectively,  $v_x$  and  $v_z$  are the slip velocity (lateral) and the velocity along the thrust axis in the body frame of the vehicle,  $\phi$  is the angle between the  $x$  direction of the body frame and the  $x$  direction of the inertia frame. The input vector  $u = [u_1, u_2]$  contains the thrust force produced by each of the two propellers. The dynamics of the vehicle are given by

$$\dot{x} = \begin{bmatrix} \dot{p}_x \\ \dot{p}_z \\ \dot{\phi} \\ \dot{v}_x \\ \dot{v}_z \\ \ddot{\phi} \end{bmatrix} = \begin{bmatrix} v_x \cos(\phi) - v_z \sin(\phi) \\ v_x \sin(\phi) + v_z \cos(\phi) \\ \dot{\phi} \\ v_z \dot{\phi} - g \sin(\phi) \\ -v_x \dot{\phi} - g \cos(\phi) \\ 0 \end{bmatrix} + \begin{bmatrix} 0 & 0 \\ 0 & 0 \\ 0 & 0 \\ 0 & 0 \\ \frac{1}{m} & \frac{1}{m} \\ \frac{l}{J} & -\frac{l}{J} \end{bmatrix} (u + d(x)),$$

where  $m$  and  $J$  denote the mass and moment of inertia about the out-of-plane axis and  $l$  is the distance between each of the propellers and the vehicle center, and  $d(x)$  denotes the known disturbances exerted on the propellers. The parameters were set as  $m = 0.486$  kg,  $J = 0.00383$  Kg m<sup>2</sup>, and  $l = 0.25$  m. The uncertainty  $d(x)$  is chosen to be  $d(x) = \rho(x, z) \cdot 0.5(v_x^2 + v_z^2)[1, 1]^\top$ , where  $\rho(x, z) = 1/(x^2 + y^2 + 1)$  represents the disturbance intensity whose values in a specific location are denoted by the color at this location in Fig. 1. We imposed the following constraints:  $x \in \mathcal{X} \triangleq [0, 15] \times [0, 15] \times [-\frac{\pi}{3}, \frac{\pi}{3}] \times [-2, 2] \times [-1, -1] \times [-\frac{\pi}{3}, \frac{\pi}{3}]$ ,  $u \in \mathcal{U} \triangleq [0, \frac{3}{2}mg] \times [0, \frac{3}{2}mg]$ .

When searching for CCM, we parameterized the CCM  $W$  by  $\phi$  and  $v_x$ , and imposed the constraint  $W \geq 0.01I$ . The convergence rate  $\lambda$  was chosen to be 0.8. More details about synthesizing the CCM can be found in [14]. All the subsequent computations and simulations except DNN training (which was done in Python using PyTorch) were done in Matlab R2021b. For estimating the disturbance using (19)–(21), we set  $a = 10$ . It is easy to verify that  $L_d = 4$ ,  $b_d = 3.54$ , and  $L_B = 0$  (due to the fact that  $B$  is constant) satisfy (4). By gridding the space  $\mathcal{X}$ , the constant  $\phi$  in (24) can be determined as  $\phi = 783.96$ . According to (22), if we want to achieve an EEB  $\delta(t, T) = 0.1$ , then the estimation sampling time needs to satisfy  $T_s \leq 2.04 \times 10^{-7}$  s. However, as noted in Remark 5, the EEB computed according to (22) could be overly conservative. By simulations, we found that the estimation sampling time of 0.002 s was more than enough to ensure the desired EEB and therefore simply set  $T_s = 0.002$  s.

We consider three navigation tasks: Task 1: flying from point (2, 0) to (8, 10), Task 2: flying from point (8, 0) to (2, 10), and Task 3: flying from point (0, 6) to (10, 6), while avoiding the three circular obstacles as illustrated in Fig. 5. The planned trajectories were generated using OptimTraj [35], to minimize the cost  $J = \int_0^{T_a} \|u(t)\|^2 dt + 5T_a$ , where  $T_a$  is the arrival time. OPTI [36] and Matlab `fmincon` solvers were used to solve the geodesic optimization problem (see Section III-B). The actual start points for Tasks 1~3 were (0, 0), (10, 0) and (0, 4), respectively, which were intentionally set to be different from the desired ones used for trajectory planning. Figure 1 shows the planned and actual trajectories under the CCM controller



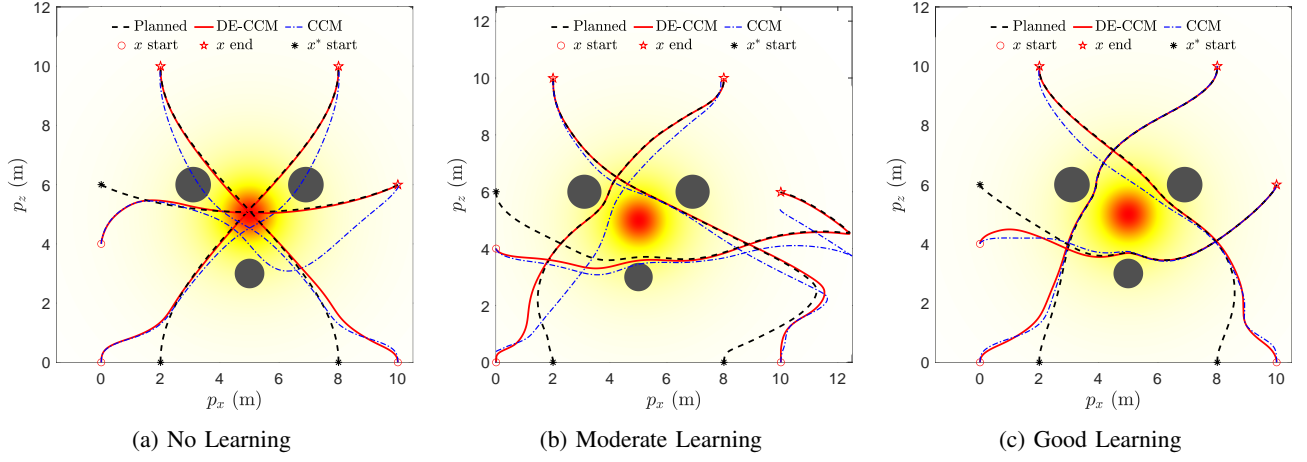


Fig. 1: Planned and executed trajectories for Tasks 1~3 in the presence of no, moderate and good learning. Start points of planned and actual trajectories are intentionally set to be different.

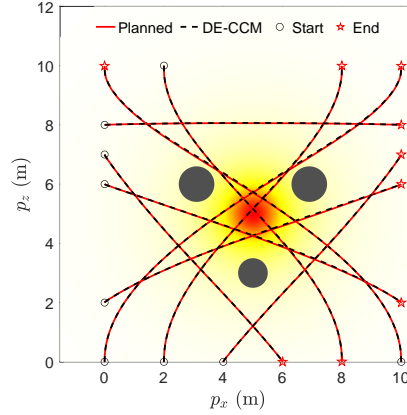


Fig. 2: Safe exploration under the DE-CCM controller

using only the learned dynamics and the proposed CCM controller based on the RRE condition and disturbance estimation, which we term as DE-CCM controller, in the presence of *no*, *moderate* and *good* learned model for the uncertain dynamics. SN-DNNs (see Section III-A) with four inputs, two outputs and four hidden layers were used for all the learned models.

To collect the data for model learning, we planned and executed nine trajectories with different start and end points as shown in Fig. 2. The tracking performance guarantees provided by the DE-CCM controller allow the quadrotor to safely explore the state space as long as the planned trajectories using the learned model are safe, as demonstrated in Fig. 2. The collected data during execution of these nine trajectories were used to train the *moderate* model. However, these nine trajectories were still not enough to fully explore the state space. For instance, the velocities of the quadrotor were not carefully controlled to cover the velocity range when planning the trajectories. Sufficient exploration of the state space is necessary to learn a good model for the uncertainty  $d(x)$ . As mentioned before, thanks to the performance guarantee (in terms of exponential trajectory convergence), the proposed DE-CCM controller can be used to control the system to safely explore the state space. For illustration purpose, we directly used true uncertainty model to generate the data and used the generated data for training, which yielded the *good* model.

One can see that the actual trajectories yielded by the CCM controller deviated quite a lot from the planned ones and collided with obstacles sometimes, except in the case of good learning. On the other hand, the actual trajectories yielded by the DE-CCM controller converged to the desired trajectory as expected and almost overlapped with it afterward, throughout the learning phase, for all the three tasks. In fact, the slight deviations of actual trajectories from the desired ones under the DE-CCM controller were due to the finite step size associated with the ODE solver used for the simulations (see Remark 9). The planned trajectory for Task 2 in the moderate learning case seemed weird near the end point. This is because the learned model was not accurate

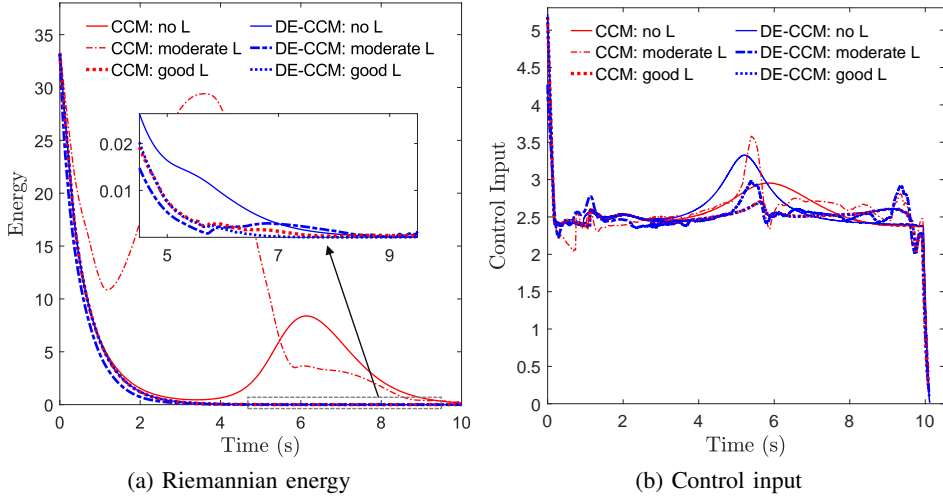


Fig. 3: Trajectories of Riemannian energy  $E(x^*, x)$  (left) and the first element of control input (right), i.e.,  $u_1$ , in the presence of no, poor and good learning for Task 1

in that area due to lack of sufficient exploration. However, with the DE-CCM controller, the quadrotor was still able to track the trajectory. Figure 3 shows trajectories of Riemannian energy  $E(x^*, x)$  in the presence of no, and good learning for Task 1, while the trajectories for Tasks 2 and 3 are similar and thus omitted. One can see that the value of  $E(x^*, x)$  under the DE-CCM controller decreased exponentially in all cases, regardless of the quality of the learned model. Figure 4 depicts the trajectories of true, learned and estimated disturbances in the presence of no and good learning for Task 1, while the trajectories for Tasks 2 and 3 are similar and thus omitted. One can see that the estimated disturbances were always fairly close to the true disturbances. Also, the area with high disturbance intensity was avoided during path planning with good learning, which explains the smaller disturbance encountered.

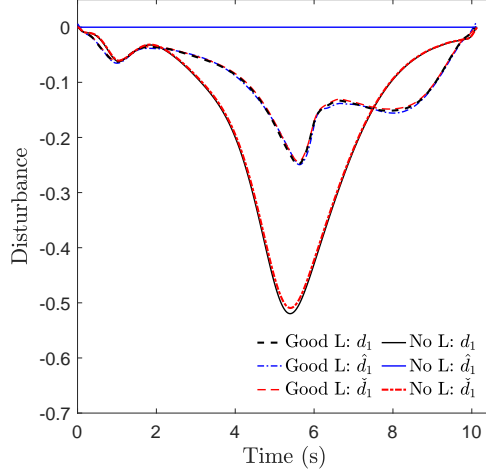


Fig. 4: Trajectories of true, learned and estimated disturbances in the presence of no and good learning for Task 1. The notations  $d_1$ ,  $\hat{d}_1$  and  $\tilde{d}_1$  denote the first element of  $d$ ,  $\hat{d}$  and  $\tilde{d}$ , respectively.

We further evaluated the cost  $J$  associated with the actual trajectories given by the DE-CCM controller under different learning qualities. The results are shown in Fig. 5. As expected, the *good* model helped plan better trajectories, which led to reduced costs for all the three tasks. It is not a surprise that the *poor* and *moderate* models led to temporal increase of the costs for some tasks. In practice, we may never use the poorly learned model, due to lack of a sufficient exploration of the state space, directly for planning trajectories. The proposed control approach ensures that in case one really does so, the planned trajectories can still be well tracked.

## VI. CONCLUSIONS

This paper presents a trajectory-centric learning control framework based on contraction metrics and disturbance estimation for uncertain nonlinear systems. The framework allows for the use of a broad class of model learning tools, such as deep neural networks (DNNs), to learn uncertain dynamics, while still providing guarantees of transient tracking performance

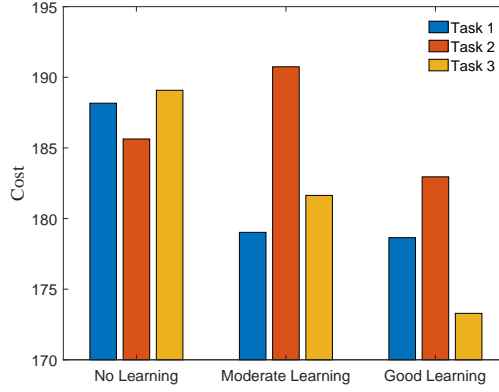


Fig. 5: Costs of the actual trajectories yielded by the DE-CCM controller throughout the learning phase

in the form of exponential convergence of actual trajectories to desired ones throughout the learning phase, including the special case of no learning. On the other hand, with improved accuracy, the learned model can help plan better trajectories with improved performance beyond tracking. The proposed framework is demonstrated on a planar quadrotor example.

There are a few directions we would like to explore in the future. First, we would like to consider more general uncertainties, in particular, unmatched uncertainties that widely exist in practical systems. Second, our performance guarantees build upon the assumption that the computed control inputs are within the actuator limits of the controlled system (Remark ??). In practice, a poorly learned model, if naively incorporated in a trajectory planner, may produce a trajectory that deviates much from the trajectories with which the collected data is associated, and necessitates large control inputs exceeding the actuator limits to track. To mitigate this issue, we will incorporate mechanisms to ensure that newly planned trajectories are close to data-collection trajectories. Finally, we would like to experimentally validate the proposed framework on real hardware.

#### APPENDIX

Hereafter, we use the notations  $\mathbb{Z}_i$  and  $\mathbb{Z}_1^n$  to denote the integer sets  $\{i, i+1, i+2, \dots\}$  and  $\{1, 2, \dots, n\}$ , respectively. Additionally, for notation brevity, we define  $\sigma(t) \triangleq B(x(t))d(x(t))$ . From (1) and (19), the prediction error dynamics are obtained as

$$\dot{\tilde{x}}(t) = -a\tilde{x}(t) + \hat{\sigma}(t) - \sigma(t), \quad \tilde{x}(0) = 0. \quad (29)$$

Note that  $\hat{\sigma}(t) = 0$  (and thus  $\tilde{d}(t) = 0$  due to (21)) for any  $t \in [0, T)$  according to (20). Further considering the bound on  $d(x)$  in (4), we have

$$\|\tilde{d}(t) - \hat{d}(x(t))\| \leq b_d, \quad \forall t \in [0, T). \quad (30)$$

We next derive the bound on  $\|\hat{\sigma}(t) - \sigma(t)\|$  for  $t \geq T$ . For any  $t \in [iT, (i+1)T)$  ( $i \in \mathbb{Z}_0$ ), we have

$$\tilde{x}(t) = e^{-a(t-iT)}\tilde{x}(iT) + \int_{iT}^t e^{-a(t-\tau)}(\hat{\sigma}(\tau) - \sigma(\tau))d\tau.$$

Since  $\tilde{x}(t)$  is continuous, the preceding equation implies

$$\begin{aligned} \tilde{x}((i+1)T) &= e^{-aT}\tilde{x}(iT) + \int_{iT}^{(i+1)T} e^{-a((i+1)T-\tau)}d\tau\hat{\sigma}(iT) - \int_{iT}^{(i+1)T} e^{-a((i+1)T-\tau)}\sigma(\tau)d\tau \\ &= e^{-aT}\tilde{x}(iT) + \frac{1-e^{-aT}}{a}\hat{\sigma}(iT) - \int_{iT}^{(i+1)T} e^{-a((i+1)T-\tau)}\sigma(\tau)d\tau \\ &= - \int_{iT}^{(i+1)T} e^{-a((i+1)T-\tau)}\sigma(\tau)d\tau, \end{aligned} \quad (31)$$

where the first and last equalities are due to the estimation law (20).

Since  $x(t)$  is continuous,  $\sigma(t) (= B(x)d(x))$  is also continuous given Assumption 1. Furthermore, considering that  $e^{-a((i+1)T-\tau)}$  is always positive, we can apply the first mean value theorem in an element-wise manner<sup>1</sup> to (31), which

<sup>1</sup>Note that the mean value theorem for definite integrals only holds for scalar valued functions.

leads to

$$\tilde{x}((i+1)T) = - \int_{iT}^{(i+1)T} e^{-a((i+1)T-\tau)} d\tau [\sigma_j(\tau_j^*)] = -\frac{1}{a}(1 - e^{-aT})[\sigma_j(\tau_j^*)], \quad (32)$$

for some  $\tau_j^* \in (iT, (i+1)T)$  with  $j \in \mathbb{Z}_1^n$  and  $i \in \mathbb{Z}_0$ , where  $\sigma_j(t)$  is the  $j$ -th element of  $\sigma(t)$ , and

$$[\sigma_j(\tau_j^*)] \triangleq [\sigma_1(\tau_1^*), \dots, \sigma_n(\tau_n^*)]^\top.$$

The estimation law (20) indicates that for any  $t$  in  $[(i+1)T, (i+2)T)$ , we have  $\hat{\sigma}(t) = -\frac{a}{e^{aT}-1}\tilde{x}((i+1)T)$ . The preceding equality and (32) imply that for any  $t$  in  $[(i+1)T, (i+2)T)$  with  $i \in \mathbb{Z}_0$ , there exist  $\tau_j^* \in (iT, (i+1)T)$  ( $j \in \mathbb{Z}_1^n$ ) such that

$$\hat{\sigma}(t) = e^{-aT}[\sigma_j(\tau_j^*)]. \quad (33)$$

Note that

$$\|\sigma(t) - [\sigma_j(\tau_j^*)]\| \leq \sqrt{n} \|\sigma(t) - [\sigma_j(\tau_j^*)]\|_\infty = \sqrt{n} |\sigma_{\bar{j}_t}(t) - \sigma_{\bar{j}_t}(\tau_{\bar{j}_t}^*)| \leq \sqrt{n} \|\sigma(t) - \sigma(\tau_{\bar{j}_t}^*)\|, \quad (34)$$

where  $\bar{j}_t = \arg \max_{j \in \mathbb{Z}_1^n} |\sigma_j(t) - \sigma_j(\tau_j^*)|$ . Similarly,

$$\|[\sigma_j(\tau_j^*)]\| \leq \sqrt{n} \|[\sigma_j(\tau_j^*)]\|_\infty = \sqrt{n} |\sigma_{\hat{j}}(\tau_{\hat{j}}^*)| \leq \sqrt{n} \|\sigma(\tau_{\hat{j}}^*)\| \leq \sqrt{n} b_d \max_{x \in \mathcal{X}} \|B(x)\|, \quad (35)$$

where  $\hat{j} = \arg \max_{j \in \mathbb{Z}_1^n} |\sigma_j(\tau_j^*)|$ , and the last inequality is due to the fact  $\|B(x)d(x)\| \leq \|B(x)\| \|d(x)\|$  and Assumption 1. Therefore, for any  $t \in [(i+1)T, (i+2)T)$  ( $i \in \mathbb{Z}_0$ ), we have

$$\begin{aligned} \|\sigma(t) - \hat{\sigma}(t)\| &= \|\sigma(t) - e^{-aT}[\sigma_j(\tau_j^*)]\| \leq \|\sigma(t) - [\sigma_j(\tau_j^*)]\| + (1 - e^{-aT}) \|[\sigma_j(\tau_j^*)]\| \\ &\leq \sqrt{n} \|\sigma(t) - \sigma(\tau_{\bar{j}_t}^*)\| + (1 - e^{-aT}) \sqrt{n} b_d \max_{x \in \mathcal{X}} \|B(x)\|, \end{aligned} \quad (36)$$

for some  $\tau_{\bar{j}_t}^* \in (iT, (i+1)T)$ , where the equality is due to (33), and the last inequality is due to (34) and (35). The dynamics (1) indicates that

$$\|\dot{x}\| \leq \|f(x) + B(x)u\| + \|B(x)\| \|d(x)\| \leq \phi, \quad (37)$$

where  $\phi$  is defined in (24). As a result, the inequality (37) implies that

$$\|x(t) - x(\tau_{\bar{j}_t}^*)\| \leq \int_{\tau_{\bar{j}_t}^*}^t \|\dot{x}(\tau)\| d\tau \leq \int_{\tau_{\bar{j}_t}^*}^t \phi d\tau = \phi(t - \tau_{\bar{j}_t}^*) \leq 2\phi T,$$

where the last inequality is due to the fact that  $t \in [(i+1)T, (i+2)T)$  and  $\tau_{\bar{j}_t}^* \in (iT, (i+1)T)$ . The preceding inequality and (4) indicate that

$$\begin{aligned} \|\sigma(x(t)) - \sigma(x(\tau_{\bar{j}_t}^*))\| &= \left\| B(x(t)) \left( d(x(t)) - d(x(\tau_{\bar{j}_t}^*)) \right) + \left( B(x(t)) - B(x(\tau_{\bar{j}_t}^*)) \right) d(x(\tau_{\bar{j}_t}^*)) \right\| \\ &\leq \|B(x(t))\| \|d(x(t)) - d(x(\tau_{\bar{j}_t}^*))\| + \|B(x(t)) - B(x(\tau_{\bar{j}_t}^*))\| \|d(x(\tau_{\bar{j}_t}^*))\| \\ &\leq L_d \|x(t) - x(\tau_{\bar{j}_t}^*)\| \max_{x \in \mathcal{X}} \|B(x)\| + L_B \|x(t) - x(\tau_{\bar{j}_t}^*)\| b_d \\ &\leq 2\phi T (L_d \max_{x \in \mathcal{X}} \|B(x)\| + L_B b_d). \end{aligned} \quad (38)$$

Finally, plugging (38) into (36) leads to

$$\|\sigma(t) - \hat{\sigma}(t)\| \leq 2\sqrt{n}\phi T (L_d \max_{x \in \mathcal{X}} \|B(x)\| + L_B b_d) + (1 - e^{-aT}) \sqrt{n} b_d \max_{x \in \mathcal{X}} \|B(x)\| = \alpha(T), \quad (39)$$

for any  $t \geq T$ . From (30), (39) and the relation between  $\hat{\sigma}(t)$  and  $\check{d}(t)$  in (21), we arrive at (22). Considering Assumption 1 and the assumption that  $\mathcal{X}$  and  $\mathcal{U}$  are compact, the constants involved in the definition of  $\alpha(T)$  in (23) are all finite. As a result, we have  $\lim_{T \rightarrow 0} \alpha(T) = 0$ , which further indicates that  $\lim_{T \rightarrow 0} \delta(t, T) = 0$ , for any  $t \geq T$ . The proof is complete.  $\blacksquare$

## REFERENCES

- [1] F. Berkenkamp and A. P. Schoellig, “Safe and robust learning control with Gaussian processes,” in *Proc. ECC*, pp. 2496–2501, 2015.
- [2] G. Shi, X. Shi, M. O’Connell, R. Yu, K. Azizzadenesheli, A. Anandkumar, Y. Yue, and S.-J. Chung, “Neural lander: Stable drone landing control using learned dynamics,” in *International Conference on Robotics and Automation (ICRA)*, pp. 9784–9790, 2019.
- [3] G. Chowdhary, H. A. Kingravi, J. P. How, and P. A. Vela, “Bayesian nonparametric adaptive control using Gaussian processes,” *IEEE Transactions on Neural Networks and Learning Systems*, vol. 26, no. 3, pp. 537–550, 2014.
- [4] A. Gahlawat, P. Zhao, A. Patterson, N. Hovakimyan, and E. A. Theodorou, “ $\mathcal{L}_1$ -GP:  $\mathcal{L}_1$  adaptive control with Bayesian learning,” in *Proc. LADC*, vol. 120, pp. 1–12, 2020.
- [5] A. Gahlawat, A. Lakshmanan, L. Song, A. Patterson, Z. Wu, N. Hovakimyan, and E. Theodorou, “Contraction  $\mathcal{L}_1$  adaptive control using Gaussian processes,” in *Proc. LADC*, vol. 144, pp. 1027–1040, 2021.
- [6] W. Lohmiller and J.-J. E. Slotine, “On contraction analysis for non-linear systems,” *Automatica*, vol. 34, no. 6, pp. 683–696, 1998.
- [7] I. R. Manchester and J.-J. E. Slotine, “Control contraction metrics: Convex and intrinsic criteria for nonlinear feedback design,” *IEEE TAC*, vol. 62, no. 6, pp. 3046–3053, 2017.
- [8] B. Yi, R. Wang, and I. R. Manchester, “On necessary conditions of tracking control for nonlinear systems via contraction analysis,” in *59th IEEE Conference on Decision and Control (CDC)*, pp. 2000–2005, IEEE, 2020.
- [9] S. Singh, B. Landry, A. Majumdar, J.-J. Slotine, and M. Pavone, “Robust feedback motion planning via contraction theory,” *The International Journal of Robotics Research*, 2019.
- [10] H. Tsukamoto and S.-J. Chung, “Neural contraction metrics for robust estimation and control: A convex optimization approach,” *IEEE Control Systems Letters*, vol. 5, no. 1, pp. 211–216, 2020.
- [11] D. Sun, S. Jha, and C. Fan, “Learning certified control using contraction metric,” in *Conference on Robot Learning (CoRL)*, 2020.
- [12] B. T. Lopez and J.-J. E. Slotine, “Adaptive nonlinear control with contraction metrics,” *IEEE Control Systems Letters*, vol. 5, no. 1, pp. 205–210, 2020.
- [13] A. Lakshmanan, A. Gahlawat, and N. Hovakimyan, “Safe feedback motion planning: A contraction theory and  $\mathcal{L}_1$ -adaptive control based approach,” in *CDC*, pp. 1578–1583, 2020.
- [14] P. Zhao, A. Lakshmanan, K. Ackerman, A. Gahlawat, M. Pavone, and N. Hovakimyan, “Tube-certified trajectory tracking for nonlinear systems with robust control contraction metrics,” *arXiv preprint arXiv:2109.04453*, 2021.
- [15] I. R. Manchester and J.-J. E. Slotine, “Robust control contraction metrics: A convex approach to nonlinear state-feedback  $H_\infty$  control,” *IEEE Control Systems Letters*, vol. 2, no. 3, pp. 333–338, 2018.
- [16] H. Tsukamoto, S.-J. Chung, and J.-J. E. Slotine, “Contraction theory for nonlinear stability analysis and learning-based control: A tutorial overview,” *Annual Reviews in Control*, vol. 52, pp. 135–169, 2021.
- [17] M. J. Khojasteh, V. Dhiman, M. Franceschetti, and N. Atanasov, “Probabilistic safety constraints for learned high relative degree system dynamics,” in *Proc. LADC*, pp. 781–792, 2020.
- [18] F. Berkenkamp, R. Moriconi, A. P. Schoellig, and A. Krause, “Safe learning of regions of attraction for uncertain, nonlinear systems with Gaussian processes,” in *IEEE Conference on Decision and Control (CDC)*, pp. 4661–4666, December 2016.
- [19] L. Hewing, J. Kabzan, and M. N. Zeilinger, “Cautious model predictive control using Gaussian process regression,” *IEEE Transactions on Control Systems Technology*, 2019.
- [20] G. Chou, N. Ozay, and D. Berenson, “Model error propagation via learned contraction metrics for safe feedback motion planning of unknown systems,” *arXiv preprint arXiv:2104.08695*, 2021.
- [21] G. Joshi and G. Chowdhary, “Deep model reference adaptive control,” in *IEEE 58th Conference on Decision and Control (CDC)*, pp. 4601–4608, IEEE, 2019.
- [22] G. Joshi, J. Virdi, and G. Chowdhary, “Asynchronous deep model reference adaptive control,” *arXiv preprint arXiv:2011.02920*, 2020.
- [23] T. Miyato, T. Kataoka, M. Koyama, and Y. Yoshida, “Spectral normalization for generative adversarial networks,” in *International Conference on Learning Representations (ICLR)*, 2018.
- [24] K. Leung and I. R. Manchester, “Nonlinear stabilization via control contraction metrics: A pseudospectral approach for computing geodesics,” in *American Control Conference*, pp. 1284–1289, 2017.
- [25] M. P. Do Carmo and J. Flaherty Francis, *Riemannian Geometry*. Boston, MA, USA: Springer, 1992.
- [26] R. Freeman and P. V. Kokotovic, *Robust Nonlinear Control Design: State-Space and Lyapunov Techniques*. Springer Science & Business Media, 2008.
- [27] P. Zhao, Y. Mao, C. Tao, N. Hovakimyan, and X. Wang, “Adaptive robust quadratic programs using control Lyapunov and barrier functions,” in *Proc. CDC*, pp. 3353–3358, 2020.
- [28] C. Cao and N. Hovakimyan, “ $\mathcal{L}_1$  adaptive output feedback controller for non strictly positive real reference systems with applications to aerospace examples,” in *AIAA Guidance, Navigation and Control Conference and Exhibit*, p. 7288, 2008.
- [29] P. Zhao, S. Snyder, N. Hovakimyan, and C. Cao, “Robust adaptive control of linear parameter-varying systems with unmatched uncertainties,” *arXiv:2010.04600*, 2021.
- [30] X. Wang, L. Yang, Y. Sun, and K. Deng, “Adaptive model predictive control of nonlinear systems with state-dependent uncertainties,” *Int. J. Robust Nonlinear Control*, vol. 27, no. 17, pp. 4138–4153, 2017.
- [31] N. Hovakimyan and C. Cao,  *$\mathcal{L}_1$  Adaptive Control Theory: Guaranteed Robustness with Fast Adaptation*. Philadelphia, PA: Society for Industrial and Applied Mathematics, 2010.
- [32] A. Lederer, J. Umlauf, and S. Hirche, “Uniform error bounds for Gaussian process regression with application to safe control,” *arXiv preprint arXiv:1906.01376*, 2019.
- [33] J. Pravitra, K. A. Ackerman, C. Cao, N. Hovakimyan, and E. A. Theodorou, “ $\mathcal{L}_1$ -adaptive MPPI architecture for robust and agile control of multirotors,” in *IEEE/RSJ International Conference on Intelligent Robots and Systems*, pp. 7661–7666, 2020.
- [34] Y. Cheng, P. Zhao, F. Wang, J. D. Block, and N. Hovakimyan, “Improving the robustness of reinforcement learning policies with  $\mathcal{L}_1$  adaptive control,” *arXiv preprint arXiv:2106.02249*, 2021.
- [35] M. Kelly, “An introduction to trajectory optimization: How to do your own direct collocation,” *SIAM Review*, vol. 59, no. 4, pp. 849–904, 2017.
- [36] J. Currie and D. I. Wilson, “OPTI: Lowering the barrier between open source optimizers and the industrial MATLAB user,” in *Foundations of Computer-Aided Process Operations* (N. Sahinidis and J. Pinto, eds.), (Savannah, Georgia, USA), 2012.