

SPTS: Single-Point Text Spotting*

Dezhi Peng^{2*}, Xinyu Wang^{3*}, Yuliang Liu^{1*}, Jiaxin Zhang^{4*}, Mingxin Huang², Songxuan Lai⁵, Shenggao Zhu⁵, Jing Li⁵,
Dahua Lin¹, Chunhua Shen⁶, Lianwen Jin²

¹ Chinese University of Hong Kong ² South China University of Technology ³ University of Adelaide
⁴ ByteDance Inc. ⁵ Huawei Technologies ⁶ Zhejiang University

Abstract

Almost all scene text spotting (detection and recognition) methods rely on costly box annotation (e.g., text-line box, word-level box, and character-level box). For the first time, we demonstrate that training scene text spotting models can be achieved with an extremely low-cost annotation of a single-point for each instance. We propose an end-to-end scene text spotting method that tackles scene text spotting as a sequence prediction task, like language modeling. Given an image as input, we formulate the desired detection and recognition results as a sequence of discrete tokens and use an auto-regressive transformer to predict the sequence. We achieve promising results on several horizontal, multi-oriented, and arbitrarily shaped scene text benchmarks. Most significantly, we show that the performance is not very sensitive to the positions of the point annotation, meaning that it can be much easier to be annotated and automatically generated than the bounding box that requires precise positions. We believe that such a pioneer attempt indicates a significant opportunity for scene text spotting applications of a much larger scale than previously possible.

1. Introduction

In the last decades, it has been witnessed that modern Optical Character Recognition (OCR) algorithms are able to read textual content from pictures of complex scenes, which is an incredible development, leading to enormous interest from both academia and industry. The limitation of existing methods, and particularly their poorer performance on arbitrarily shaped scene text, have been repeatedly identified [6, 18, 22]. This can be seen in the trend of worse predictions for instances with curved shapes, varied fonts, distortions, etc.

The focus of research in the OCR community has moved

on from horizontal [19, 35] and multi-oriented text [40, 42] to arbitrary-shaped text [22, 28] in recent years, accompanied by the annotation format from horizontal rectangles, to quadrilaterals, and to polygons. The fact that regular bounding boxes are prone to involve noises has been well studied in previous works (see Fig. 1), which has proved that character-level and polygonal annotations can effectively lift the model performance [18, 20, 28]. Furthermore, many efforts have been made to develop more sophisticated representations to fit arbitrarily shaped text instances [8, 22, 26, 36, 43] (see Fig. 2). For example, ABCNet [22] converts polygon annotations to Bezier curves for representing the curved text instances, while Text Dragon [8] utilizes character-level bounding boxes to generate centerlines for enabling the prediction of local geometry attributes. However, these novel representations are primarily and carefully designed by experts based on prior knowledge, heavily relying on highly customized network architecture (e.g., specified RoI module) and consume more expensive annotations (e.g., character-level annotations), limiting their generalization ability for practical applications.

To reduce the cost of data labeling, some researchers [1, 2, 11, 34] have explored training the OCR models with coarse annotations in a weakly-supervised manner. These methods can mainly be separated into two categories, *i.e.*, (1) bootstrapping labels to finer granularity and (2) training with partial annotations. The former usually derives character-level labels from word or line-level annotations; thus, the models could enjoy the well-understood advantage of character-level supervision without introducing overhead costs. The latter is committed to achieving competitive performance with fewer training samples. However, both methods still rely on the costly bounding-box annotations.

One of the underlying problems that prevent replacing the bounding box with a simpler annotation format, such as a single-point, is that most text spotters rely on RoI-like sampling strategies to extract the shared backbone features. For example, Mask TextSpotter requires mask prediction inside an RoI [18]; ABCNet [22] proposes BezeirAlign, while TextDragon [8] introduces RoISlide to unify the detection

*The first four authors contributed equally to this work. Part of this work was done when Y. Liu and C. Shen were with University of Adelaide.



Figure 1. Different annotation styles and their time cost (for all the text instances in the sample image) measured by the OpenMMLab-LabelBee¹ tool. Green areas are positive samples, while red dashed boxes are noises that may be possibly included. The time cost of single-point annotation is more than 50 times faster than character-level annotation.



Figure 2. Some recent representations of text instances. (a) Text Dragon [8] employs character-level bounding box to generate text centerline. (b) ABCNet [22] converts polygon annotations to Bezier curves. (c) Text Snake [26] describes text instances by a series of ordered disks centered at symmetric axes.

and recognition heads. In this paper, inspired by the recent success of a sequence-based object detector Pix2Seq [4], we show that the text spotter can be trained with a single-point, also termed as indicated point (see Fig. 1e). Thanks to such a concise form of annotation, labeling time can be significantly saved, *e.g.*, it only takes less than one-fiftieth of the time to label single-points for the sample image shown in Fig. 1 compared with annotating character-level bounding box, which is extremely tortuous especially for the small and vague text instances. Another motivating factor in selecting point annotation is that a clean and efficient OCR pipeline can be developed, discarding the complex post-processing module and sampling strategies, and the ambiguity introduced by RoIs (see red dashed regions in Fig. 1) can thus far be alleviated. To the best of our knowledge, this is the first attempt to simplify the bounding box to a single-point supervision signal in the OCR community. The main contributions of this work are summarized as follows:

- For the first time, we show that the text spotters can be supervised by a simple yet effective single-point representation. Such a straightforward annotation format can considerably reduce the labeling costs, making it possible to access large-scale OCR data in the future.
- We propose an auto-regressive transformer-based scene text spotter, which forms the text spotting as a language modeling task. Given an input image, our method predicts a discrete tokens sequence that includes both detection and recognition results. Bene-

fitting from such a concise pipeline, the complex post-processing and sampling strategies designed based on prior knowledge can thus far be discarded, showing great potential in the generalization ability.

- To evaluate the effectiveness of proposed methods, extensive experiments and ablations are conducted on four widely used OCR datasets, *i.e.*, ICDAR 2013 [15], ICDAR 2015 [13], Total-Text [5], and SCUT-CTW1500 [24], involving both horizontal and arbitrary-shaped text; as well as a qualitative experiment on an generic object detection dataset Pascal VOC [7]. The results show that the proposed SPTS can achieve competitive performance compared to the state-of-the-art approaches.

1.1. Related Work

In the past decades, a variety of scene text datasets using different annotation styles have been proposed, focusing on various scenarios, including horizontal text [14, 15] described by rectangles (Fig. 1a), multi-oriented text [13, 29] represented by quadrilaterals (Fig. 1b), and arbitrary-shaped text [5, 6, 24] labeled by polygons (Fig. 1d). These forms of annotations have facilitated the development of corresponding OCR algorithms. For example, earlier works [16] usually adapt the generic object detectors to scene text spotting, where feature maps are shared between detection and recognition heads via RoI modules. These approaches follow the sampling mechanism designed for generic object detection and utilize rectangles to express text instances, thus performing worse on non-horizontal targets. Later, some methods [3, 10, 21] replace the rectangular bounding boxes with quadrilaterals by modifying the regular Region Proposal Network (RPN) to generate oriented proposals, enabling better performance for multi-oriented texts. Recently, with the presentation of the curved scene text datasets [5, 6, 24], the research interest of the OCR community has shifted to more challenging arbitrarily shaped texts. Generally, there are two widely adopted solutions to solve

¹<https://github.com/open-mmlab/labelbee-client>

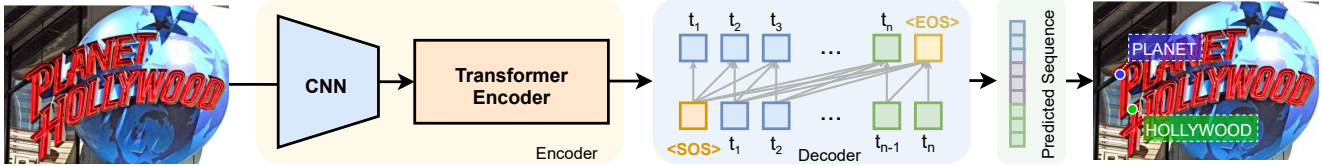


Figure 3. Overall framework of the proposed SPTS. The visual and contextual features are first extracted by a series of CNN and transformer encoders. Then, the features are auto-regressively decoded into a sequence that contains both localization and recognition information, which is subsequently translated into point coordinates and text transcriptions. Only a point-level annotation is required for training.

the arbitrary-shaped text spotting task, *i.e.*, segmentation-based [18, 31, 32, 39] and regression-based methods [8, 22, 37]. The former first predicts masks to segment text instances, then the features inside text regions are sampled and grouped for further recognition. For example, Mask TextSpotterV3 [18] proposes a Segmentation Proposal Network (SPN) instead of the regular RPN to decouple neighboring text instances accurately, thus significantly improving the performance. In addition, regression-based methods usually parameterize the text instances as a sequence of coordinates and subsequently learn to predict them. For instance, ABCNet [22] converts polygons into Bezier curves, significantly improving performance on curved scene texts. Wang et al. [37] first localize the boundary points of text instances, then the features rectified by Thin-Plate-Spline are fed into the recognition branch, demonstrating promising accuracy on arbitrary-shaped instances. Moreover, Xing et al. [20] boost the text spotting performance by utilizing character-level annotations, where character bounding boxes, as well as type segmentation maps, are predicted simultaneously, enabling impressive performance. Even though different representations are adopted in the above methods to describe the text instances, they are all actually derived from one of the rectangular, quadrilateral, or polygonal bounding boxes. Such annotations must be carefully labeled by human beings, thus are quite expensive, limiting the scale of training datasets.

In this paper, we propose Single-Point Text Spotting (SPTS), which is, to the best of our knowledge, the first scene text spotter that does not rely on bounding box annotations at all. Specifically, each text instance is represented by a single-point (see Fig. 1e) with a meager cost. The fact that this point does not need to be accurately marked (*e.g.* in the center of the text) further demonstrates the possibility of learning in a weakly supervised manner, considerably lowering down the labeling cost.

2. Methodology

Most of the existing text spotting algorithms treat the problem as two sub-tasks, *i.e.*, text detection and recognition, albeit the entire network might be end-to-end optimized. Customized modules such as BezierAlign [22],

RoISlide [8], and RoIMasking [18] are required to bridge the detection and recognition blocks, where backbone features are cropped and shared between detection and recognition heads. Under such types of design, the recognition and detection modules are highly coupled. For example, the features fed to the recognition head are usually cropped from the ground-truth bounding box at the training stage since detection results are not good enough in the first iterations; thus, the recognition result is susceptible to interference from the detected bounding box during the test phase.

Recently, Pix2Seq [4] pioneered to cast the generic object detection problem as a language modeling task, based on an intuitive assumption that if a deep model knows what and where the target is, it can be taught to tell the results by the desired sequence. Thanks to the concise pipeline, labels with different attributes such as location coordinates and object categories can be integrated into a single sequence, enabling an end-to-end trainable framework without task-specific modules (*e.g.*, Region Proposal Networks and RoI pooling layers), which can thus be naturally adapted to the text spotting task. Inspired by this, we propose Single-Point Text Spotting (SPTS). SPTS tackles text detection and recognition as a sequence prediction task, solvable by a much more straightforward pipeline. Now, the input images are translated into a sequence containing location and recognition results, genuinely enabling the text detection and recognition task simultaneously.

Specifically, as shown in Fig. 3, each input image is first encoded by CNN and transformer encoders to extract visual and contextual features. Then, the captured features are decoded by a transformer decoder, where tokens are predicted in an auto-regressive manner. Unlike previous algorithms, we further simplify the bounding box to a corner point located at the upper left of the first character or the center of the text instance, describing in Fig. 7, in the text instance. Benefiting from such a simple yet effective representation, the modules carefully designed based on prior knowledge, such as grouping strategies utilized in segmentation-based methods and feature sampling blocks equipped in box-based text spotters, can be eschewed. Therefore, the recognition accuracy will not be limited by poor detection results, significantly improving the model robustness.

2.1. Sequence Construction

The fact that a sequence can carry information with multiple attributes naturally enables the text spotting task, where text instances are simultaneously localized and recognized. To express the target text instances by a sequence, it is required to convert the continuous descriptions (*e.g.*, bounding boxes) to a discretized space. To this end, as shown in Fig. 4, we follow Pix2Seq [4] to build the target sequence.

What distinguishes our methods is that we further simplify the bounding box to a single-point. Specifically, the continuous coordinates of the top-left corner of the first character of the text instance (top-left point for short) are uniformly discretized into an integer between $[1, n_{bins}]$, where n_{bins} controls the degree of discretization. For example, an image with a long side of 800 pixels requires only $n_{bins} = 800$ to achieve zero quantization error. As so far, a text instance can thereby be represented by a sequence of three tokens, *i.e.*, $[x, y, t]$, where t is the transcription text. Notably, the transcriptions are inherently discrete, *i.e.*, each of the characters represents a category, thus can be easily appended to the sequence. However, different from the generic object detection that has a relatively fixed vocabulary (each t represents an object category, such as pedestrian), t can be any natural language text of any length in our task, resulting in a variable length of the target sequence, which may further cause misalignment issue and can consume more computational resources.

To eliminate such problems, we pad or truncate the texts to a fixed length l_{tr} , where the $\langle \text{PAD} \rangle$ token is used to fill the vacancy for shorter text instances. In addition, like other language modeling methods, $\langle \text{SOS} \rangle$ and $\langle \text{EOS} \rangle$ tokens are inserted to the head and tail of the sequence, indicating the start and the end of a sequence, respectively. Therefore, given an image that contains n_{ti} text instances, the constructed sequence will include $(2 + l_{tr}) \times n_{ti}$ discrete tokens, where each text instances would be randomly ordered, following previous works [4]. Supposing there are n_{cls} categories of characters (*e.g.*, 97 for English characters and symbols), the vocabulary size of the dictionary used to tokenize the sequence can be calculated as $n_{bins} + n_{cls} + 3$, where the extra three classes are for $\langle \text{PAD} \rangle$, $\langle \text{SOS} \rangle$, and $\langle \text{EOS} \rangle$ tokens. Empirically, we set the l_{tr} and n_{bins} to 25 and 1,000, respectively, in our experiments.

2.2. Model Training

Sequence Augmentation. As shown in Fig. 3, the SPTS decoder predicts the sequence in an auto-regressive manner, where the $\langle \text{EOS} \rangle$ token is employed to decide the termination of generation. However, in practice, the fact that $\langle \text{EOS} \rangle$ token is easy to cause the sequence prediction task to be prematurely terminated, leading to a low recall rate, has been identified in previous works [4]. The rea-

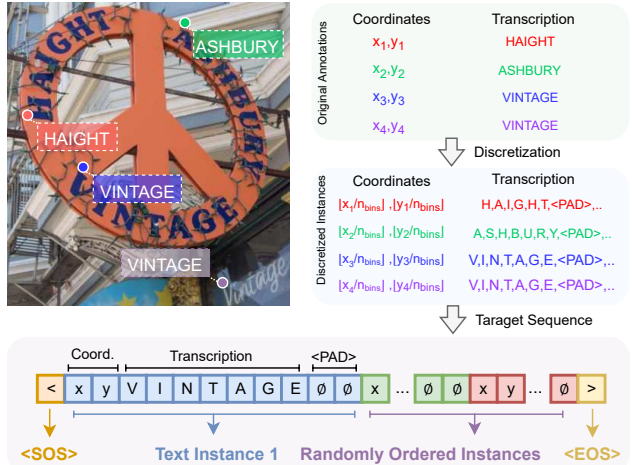


Figure 4. Pipeline of the sequence construction for text spotting.

son for this issue may be due to annotation noises and difficult samples. Therefore, a sequence augmentation strategy is adopted to postpone the emergence of $\langle \text{EOS} \rangle$ token. Specifically, as shown in Fig. 5, noise instances, which consists of randomly generated positions and transcriptions, are inserted into the input sequence. For the output sequence, each noise text instance corresponds to several ‘N/A’ tokens, one noise token, and one $\langle \text{EOS} \rangle$ token. During training, the noise token will help the model to distinguish the noise text instances, and the sampling of $\langle \text{EOS} \rangle$ is thereby delayed. Notably, the loss of ‘N/A’ tokens is excluded in optimization.

Training Objective. Since the SPTS is trained to predict tokens, it only requires to maximize the likelihood loss at training time, which can be written as:

$$\text{maximize} \sum_{i=1}^L \mathbf{w}_j \log P(\tilde{\mathbf{s}}_i | \mathbf{I}, \mathbf{s}_{1:i-1}), \quad (1)$$

where \mathbf{I} is the input image, $\tilde{\mathbf{s}}$ is the target sequence, \mathbf{s} is the input sequence, L is the length of the sequence, and \mathbf{w}_j is the weight of the likelihood of the j -th token, which is empirically set to 1.

2.3. Inference

At the inference stage, SPTS auto-regressively predicts the tokens until the end of the sequence token $\langle \text{EOS} \rangle$ occurs. The predicted sequence will subsequently be divided into multiple segments, each of which contains $2 + n_{tr}$ tokens. Then, the tokens can be easily translated into the point coordinates and transcriptions, yielding the text spotting results. In addition, the likelihood of all tokens in the corresponding segment is averaged and assigned as a confidence score to filter the original outputs, which efficiently removes redundant and false-positive predictions.

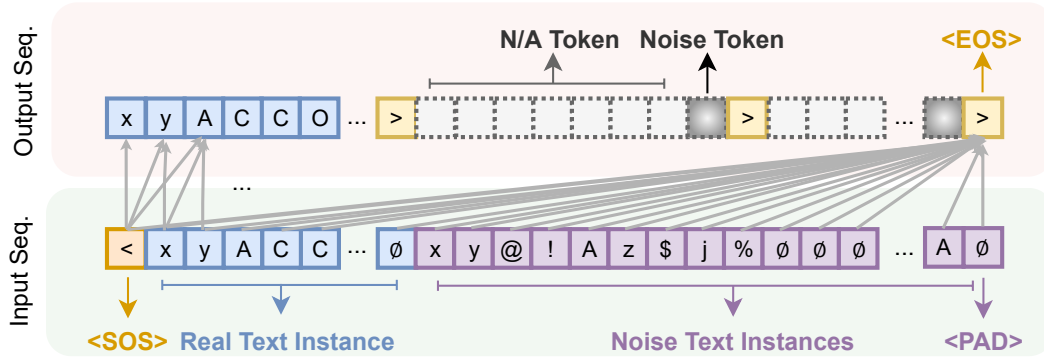


Figure 5. Illustration of the sequence augmentation. Noise text instances that consist of randomly generated coordinates and transcriptions are inserted to postpone <EOS> token.

3. Experiments

We report the experimental results on four scene text datasets including horizontal dataset ICDAR 2013 [15], multi-oriented dataset ICDAR 2015 [13], and arbitrarily-shaped datasets Total-Text [5] and SCUT-CTW1500 [24].

3.1. Datasets

Curved Synthetic Dataset 150k. It is admitted that the performance of text spotters can be improved by pre-training on synthesized samples. Following previous work [22], we use the 150k synthetic images generated by the SynthText [9] toolbox, which contains around one-third of curved text and two-third of horizontal instances.

ICDAR 2013 [15] contains 229 training and 233 testing samples, while the images are primarily captured in a controlled environment, where the text contents of interest are explicitly focused in horizontal.

ICDAR 2015 [13] consists of 1,000 training and 500 testing images that were incidentally captured, containing multi-oriented text instances presented in complicated backgrounds with strong variations in blur, distortions, etc.

Total-Text [5] includes 1,255 training and 300 testing images, where at least one curved sample is presented in each image and annotated with polygonal bounding box at the word-level.

SCUT-CTW1500 [24] is another widely used benchmark designed for spotting arbitrary shaped scene text, involving 1,000 and 500 images for training and testing, respectively. The text instances are labeled by polygons at text line-level.

3.2. Evaluation Protocol

The existing evaluation protocol of text spotting tasks consists of two steps. Firstly, the intersection over union (IoU) scores between ground-truth (GT) and detected boxes are calculated; and only if the IoU score is larger than a designated threshold (usually set to 0.5), the boxes are

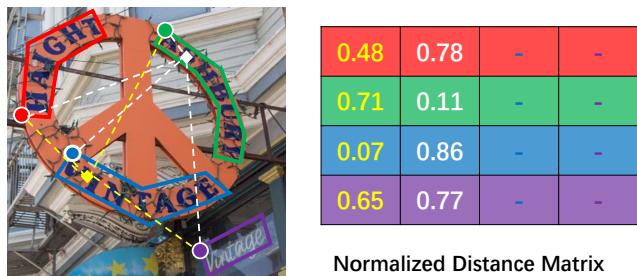


Figure 6. Illustration of the point-based evaluation metric. Colored diamonds are predicted points, circles represent ground-truth.

matched. Then, the recognized content inside each matched bounding box is compared with the GT transcription; only if the predicted text is the same as the GT will it contribute to the end-to-end accuracy. However, in the proposed methods, each text instance is represented by a single-point; thus, the evaluation metric based on the IoU is not available to measure the performance. Meanwhile, comparing the localization performance between bounding-box-based methods and the proposed point-based SPTS might be unfair, *e.g.*, directly treating points inside a bounding box as true positive may overestimate the detection performance. To this end, we propose a new evaluation metric to ensure a relatively fair comparison to existing approaches, which mainly considers the end-to-end accuracy as it reflects both detection and recognition performance (failure detections usually lead to incorrect recognition results). Specifically, as shown in Fig. 6, we modified the text instance matching rule by replacing the IoU metric with a distance metric, *i.e.*, the predicted point that has the nearest distance to the top-left corner of the GT box would be selected, and the recognition results will be measured by the same full-matching rules used in existing benchmarks. Only one predicted point with the highest confidence would be matched to the ground truth; others are then marked as false positives.

To explore whether the proposed evaluation proto-

Method	Total-Text (%)		CTW1500 (%)	
	Box	Point	Box	Point
ABCNetv1 [22]	67.2	66.1	53.5	53.2
ABCNetv2 [25]	71.7	70.7	57.6	57.3

Table 1. Comparison of the end-to-end recognition performance evaluated by the proposed point-based metric and box-based metric on Total-Text [5] and SCUT-CTW1500 [24]. All results are reproduced based on the official codes.

col can genuinely represent the model accuracy, Table 1 compares the end-to-end recognition accuracy of ABCNetv1 [22] and ABCNetv2 [25] on Total-Text [5] and SCUT-CTW1500 [24] under two metrics, *i.e.*, the commonly used bounding box metric that is based on IoU, and the proposed point-based metric. The results demonstrate that the point-based evaluation protocol can well reflect the performance, where the difference between the values evaluated by box-based and point-based metrics are less than 1%. For example, the ABCNetv1 model achieves 53.5 and 53.2 scores under the two metrics, respectively. Therefore, we use the point-based metric to evaluate the proposed SPTS in the following experiments.

3.3. Implemented Details

The model is first pretrained on a combination dataset includes Curved Synthetic Dataset 150k [22], MLT-2017 [30], ICDAR 2013 [15], ICDAR 2015 [13], and Total-Text [5] for 150 epochs, which is optimized by the AdamW [27] with an initial learning rate of 5×10^{-4} , while the learning rate is linearly decayed to 1×10^{-5} . After pretraining, the model is then fine-tuned on the training split of each target dataset for another 200 epochs, with a fixed learning rate of 1×10^{-5} . The entire model is distributively trained on 32 NVIDIA V100 GPUs with a batch size of 64. In addition, we utilize ResNet-50 as the backbone network, while both the transformer encoder and decoder consist of 6 layers with eight heads. During training, short size of the input image is randomly resized to a range from 640 to 896 (intervals of 32). Random cropping and rotating are employed for data augmentation. At the inference stage, we resize short edge to 1,000 while keeping longer side shorter than 1824 pixels, following the previous works [22, 25]. Moreover, as the noise tokens are introduced for the sequence augmentation during training, we only preserve the predicted text instance with a confidence score that is larger than 0.9.

3.4. Ablation Study

Ablation study of the position of the indicated point. In this paper, we propose to simplify the bounding box to a single-point. Intuitively, all points in the region enclosed by the bounding box should be able to represent the target text instance. To explore the differences, we conduct ablation

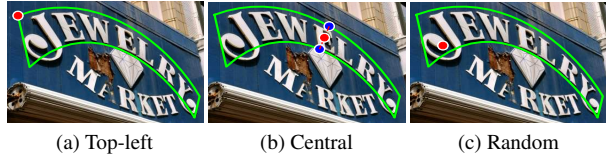


Figure 7. Indicated points (red color) using different positions.

Position	E2E Total-Text		E2E CTW1500	
	None	Full	None	Full
Top-left	67.9	74.1	56.3	67.2
Central	67.6	74.6	56.2	66.8
Random	66.6	73.3	51.7	63.9

Table 2. Ablation study of the position of the point on Total-Text [5] and SCUT-CTW1500 [24]. Top-left, central, and random points are illustrated in Fig. 7. E2E: end-to-end evaluation metric.

Variants	Total-Text		CTW1500		N_p
	None	Full	None	Full	
SPTS-Bezier	58.5	68.3	42.2	60.8	16
SPTS-Rect	67.7	69.9	48.7	61.2	4
SPTS-Point	67.9	74.1	56.3	67.2	2

Table 3. Comparison with different shapes of bounding box. N_p is the number of parameters required to describe the text instances by different representations.

studies that use three different strategies to get the indicated points (see Fig. 7), *i.e.*, *top-left* corner, *central* point (obtained by averaging the upper and lower midpoints), and *random* point inside the box. It should be noted that, we use the corresponding ground-truth here to evaluate the performance, *i.e.*, top-left ground-truth is used for evaluating *top-left*, central ground-truth for *central*, and closest distance to the polygon for the *random*.

The results are shown in Table 2, where the results of *top-left* and *central* are very close in both datasets. It suggests that the performance is not very sensitive to the positions of the point annotation. The results of *random* are inferior, especially for the long text-line-based dataset SCUT-CTW1500. We guess this is because the random position in very long text instances exacerbates the difficulty of model convergence.

Comparison between various representations. The proposed SPTS can be easily extended to produce bounding boxes by modifying the point coordinates to bounding box locations during sequence construction. Here, we conduct ablations to explore the influence by using different representations of the text instances. Specifically, three variants are explored, including the Bezier curve bounding box (SPTS-Bezier), rectangular bounding box (SPTS-Rect), and the indicated point (SPTS-point). Since we only focus on

Method	IC13 End-to-End		
	S	W	G
Bounding Box-based methods			
Jaderberg et al. [12]	86.4	-	-
Textboxes [19]	91.6	89.7	83.9
Deep Text Spotter [3]	89.0	86.0	77.0
Li et al. [16]	91.1	89.8	84.6
MaskTextSpotter [28]	92.2	91.1	86.5
Point-based method			
SPTS (Ours)	87.6	85.6	82.9

Table 4. End-to-end recognition results on ICDAR 2013. “S”, “W”, and “G” represent recognition with “Strong”, “Weak”, and “Generic” lexicon, respectively.

Method	IC15 End-to-End		
	S	W	G
Bounding Box-based methods			
FOTS [21]	81.1	75.9	60.8
Mask TextSpotter [17]	83.0	77.7	73.5
CharNet [20]	83.1	79.2	69.1
TextDragon [8]	82.5	78.3	65.2
Mask TextSpotter v3 [18]	83.3	78.1	74.2
MANGO [31]	81.8	78.9	67.3
ABCNetV2 [25]	82.7	78.5	73.0
PAN++ [39]	82.7	78.2	69.2
Point-based method			
SPTS (Ours)	64.6	58.8	54.9

Table 5. End-to-end recognition results on ICDAR 2015. “S”, “W”, and “G” represent recognition with “Strong”, “Weak”, and “Generic” lexicon, respectively.

end-to-end performance here, to minimize the impact of detection results, each method uses corresponding representations to match the GT box in the evaluation. That is to say, the single-point model (original SPTS) uses the evaluation metrics introduced in Sec. 3.2, *i.e.*, distance between points; the predictions of SPTS-Rect are matched to the circumscribed rectangle of the polygonal annotations; the SPTS-Bezier adopts the original metric that matches polygon boxes. As shown in Table 3, the SPTS-point achieves the best performance on both Total-Text and CTW1500 datasets, outperforming the other two representations by a large margin. Such experimental results suggest that a low-cost annotation, *i.e.*, the indicated point, is capable of providing supervision for the text spotting task. The possible reason for the low performance of SPTS-Bezier and SPTS-Rect may be because longer sequences (SPTS-Bezier $N_p = 16$ vs. SPTS-Point $N_p = 2$) require more training iterations to converge; thus, the SPTS-Bezier cannot achieve comparable accuracy under the same training schedule.

Method	Total-Text End-to-End	
	None	Full
Bounding Box-based methods		
CharNet [20]	66.6	-
ABCNet [22]	64.2	75.7
PGNet [38]	63.1	-
Mask TextSpotter [28]	65.3	77.4
Qin et al. [32]	67.8	-
Mask TextSpotter v3 [18]	71.2	78.4
MANGO [31]	72.9	83.6
PAN++ [39]	68.6	78.6
ABCNet v2 [25]	70.4	78.1
Point-based method		
SPTS (Ours)	67.9	74.1

Table 6. End-to-end recognition results and detection results on Total-Text. “None” represents lexicon-free. “Full” represents that we use all the words appeared in the test set.

Method	SCUT-CTW1500 End-to-End	
	None	Full
Bounding Box-based methods		
TextDragon [8]	39.7	72.4
ABCNet [22]	45.2	74.1
ABCNet* [22]	53.2	76.0
MANGO [31]	58.9	78.7
ABCNet v2 [25]	57.5	77.2
Point-based method		
SPTS (Ours)	56.3	67.2

Table 7. End-to-end recognition results on SCUT-CTW1500. “None” represents lexicon-free. “Full” represents that we use all the words appeared in the test set. ABCNet* means using the github checkpoint.

3.5. Experiment Results on Scene Text Benchmarks

Horizontal-Text dataset. Table 4 compares the proposed SPTS with state-of-the-art methods on the widely used ICDAR 2013 [15] benchmark. Our methods achieve competitive results to previous methods with all three lexicons. It should be noted that the proposed SPTS only utilizes a single-point for training, while the other approaches are fully trained with more costly bounding boxes.

Multi-oriented dataset. The quantitative results of the ICDAR 2015 [13] dataset are shown in Table 5. A performance gap between the proposed SPTS and state-of-the-art methods can still be found, which shows some limitations of our method for tiny texts and our evaluation metric.

Arbitrarily-shaped dataset. We further compare our method with state-of-the-art approaches on the benchmarks containing arbitrarily shaped texts, including Total-Text [5] and SCUT-CTW1500 [24]. As shown in Table 6, SPTS achieves competitive performance to state-of-the-art methods by only using an extremely low-cost point annotation.

cludes all the prediction results. A more efficient framework would be valuable to be developed in the future.

5. Conclusion

We propose SPTS, which to the best of our knowledge, is a pioneering method that tackles scene text spotting using only the extremely low-cost single-point annotation. SPTS is a concise auto-regressive transformer-based framework, which generates the results as sequential tokens. Extensive experiments, as well as ablation studies on various benchmarks, have shown promising results of our method. It is also worth mentioning that our method may also be generalized to generic object detection tasks. In addition, on the general value of the experimental results, we believe SPTS sheds great possibilities towards multi-task learning, which is definitely worth exploring in the future.

References

- [1] Youngmin Baek, Bado Lee, Dongyoon Han, Sangdoon Yun, and Hwalsuk Lee. Character region awareness for text detection. In *Proc. IEEE Conf. Comp. Vis. Patt. Recogn.*, pages 9365–9374, 2019.
- [2] Christian Bartz, Haojin Yang, and Christoph Meinel. SEE: Towards semi-supervised end-to-end scene text recognition. In *Proc. AAAI Conf. Artificial Intell.*, 2018.
- [3] Michal Busta, Lukas Neumann, and Jiri Matas. Deep textspotter: An end-to-end trainable scene text localization and recognition framework. In *Proc. IEEE Int. Conf. Comp. Vis.*, pages 2204–2212, 2017.
- [4] Ting Chen, Saurabh Saxena, Lala Li, David J Fleet, and Geoffrey Hinton. Pix2Seq: A language modeling framework for object detection. *arXiv preprint arXiv:2109.10852*, 2021.
- [5] Chee Kheng Ch'ng and Chee Seng Chan. Total-Text: A comprehensive dataset for scene text detection and recognition. In *Proc. Int. Conf. Doc. Anal. and Recognit.*, volume 1, pages 935–942. IEEE, 2017.
- [6] Chee Kheng Chng, Yuliang Liu, Yipeng Sun, Chun Chet Ng, Canjie Luo, Zihan Ni, ChuanMing Fang, Shuaitao Zhang, Junyu Han, Errui Ding, et al. ICDAR2019 robust reading challenge on arbitrary-shaped text-RRC-ArT. In *Proc. Int. Conf. Doc. Anal. and Recognit.*, pages 1571–1576, 2019.
- [7] Mark Everingham, Luc Van Gool, Christopher KI Williams, John Winn, and Andrew Zisserman. The pascal visual object classes (VOC) challenge. *Int. J. Comput. Vis.*, 88(2):303–338, 2010.
- [8] Wei Feng, Wenhao He, Fei Yin, Xu-Yao Zhang, and Cheng-Lin Liu. TextDragon: An end-to-end framework for arbitrary shaped text spotting. In *Proc. IEEE Int. Conf. Comp. Vis.*, pages 9076–9085, 2019.
- [9] Ankush Gupta, Andrea Vedaldi, and Andrew Zisserman. Synthetic data for text localisation in natural images. In *Proc. IEEE Conf. Comp. Vis. Patt. Recogn.*, pages 2315–2324, 2016.
- [10] Tong He, Zhi Tian, Weilin Huang, Chunhua Shen, Yu Qiao, and Changming Sun. An end-to-end textspotter with explicit alignment and attention. In *Proc. IEEE Conf. Comp. Vis. Patt. Recogn.*, pages 5020–5029, 2018.
- [11] Han Hu, Chengquan Zhang, Yuxuan Luo, Yuzhuo Wang, Junyu Han, and Errui Ding. WordSup: Exploiting word annotations for character based text detection. In *Proc. IEEE Int. Conf. Comp. Vis.*, pages 4940–4949, 2017.
- [12] Max Jaderberg, Karen Simonyan, Andrea Vedaldi, and Andrew Zisserman. Reading text in the wild with convolutional neural networks. *Int. J. Comput. Vis.*, 116(1):1–20, 2016.
- [13] Dimosthenis Karatzas, Lluís Gomez-Bigorda, Angelos Nicolaou, Suman Ghosh, Andrew Bagdanov, Masakazu Iwamura, Jiri Matas, Lukas Neumann, Vijay Ramaseshan Chandrasekhar, Shijian Lu, et al. ICDAR 2015 competition on robust reading. In *Proc. Int. Conf. Doc. Anal. and Recognit.*, pages 1156–1160. IEEE, 2015.
- [14] Dimosthenis Karatzas, S Robles Mestre, Joan Mas, Farshad Nourbakhsh, and P Pratim Roy. ICDAR 2011 robust reading competition-challenge 1: reading text in born-digital images (web and email). In *Proc. Int. Conf. Doc. Anal. and Recognit.*, pages 1485–1490, 2011.
- [15] Dimosthenis Karatzas, Faisal Shafait, Seiichi Uchida, Masakazu Iwamura, Lluís Gomez i Bigorda, Sergi Robles Mestre, Joan Mas, David Fernandez Mota, Jon Almazan Almazan, and Lluís Pere De Las Heras. ICDAR 2013 robust reading competition. In *Proc. Int. Conf. Doc. Anal. and Recognit.*, pages 1484–1493. IEEE, 2013.
- [16] Hui Li, Peng Wang, and Chunhua Shen. Towards end-to-end text spotting with convolutional recurrent neural networks. In *Proc. IEEE Int. Conf. Comp. Vis.*, pages 5238–5246, 2017.
- [17] Minghui Liao, Pengyuan Lyu, Minghang He, Cong Yao, Wenhao Wu, and Xiang Bai. Mask TextSpotter: An end-to-end trainable neural network for spotting text with arbitrary shapes. *IEEE Trans. Pattern Anal. Mach. Intell.*, 2019.
- [18] Minghui Liao, Guan Pang, Jing Huang, Tal Hassner, and Xiang Bai. Mask TextSpotter v3: Segmentation proposal network for robust scene text spotting. In *Proc. Eur. Conf. Comp. Vis.*, 2020.
- [19] Minghui Liao, Baoguang Shi, Xiang Bai, Xinggang Wang, and Wenyu Liu. TextBoxes: A fast text detector with a single deep neural network. In *Proc. AAAI Conf. Artificial Intell.*, 2017.
- [20] Xing Linjie, Tian Zhi, Huang Weilin, and R. Scott Matthew. Convolutional character networks. In *Proc. IEEE Int. Conf. Comp. Vis.*, 2019.
- [21] Xuebo Liu, Ding Liang, Shi Yan, Dagui Chen, Yu Qiao, and Junjie Yan. FOTS: Fast oriented text spotting with a unified network. In *Proc. IEEE Conf. Comp. Vis. Patt. Recogn.*, pages 5676–5685, 2018.
- [22] Yuliang Liu, Hao Chen, Chunhua Shen, Tong He, Lianwen Jin, and Liangwei Wang. ABCNet: Real-time scene text spotting with adaptive bezier-curve network. *Proc. IEEE Conf. Comp. Vis. Patt. Recogn.*, 2020.
- [23] Yuliang Liu and Lianwen Jin. Deep matching prior network: Toward tighter multi-oriented text detection. In *Proc. IEEE Conf. Comp. Vis. Patt. Recogn.*, pages 1962–1969, 2017.
- [24] Yuliang Liu, Lianwen Jin, Shuaitao Zhang, Canjie Luo, and Sheng Zhang. Curved scene text detection via transverse and

- longitudinal sequence connection. *Pattern Recogn.*, 90:337–345, 2019.
- [25] Yuliang Liu, Chunhua Shen, Lianwen Jin, Tong He, Peng Chen, Chongyu Liu, and Hao Chen. ABCNet v2: Adaptive bezier-curve network for real-time end-to-end text spotting. *IEEE Trans. Pattern Anal. Mach. Intell.*, pages 1–1, 2021.
- [26] Shangbang Long, Jiaqiang Ruan, Wenjie Zhang, Xin He, Wenhao Wu, and Cong Yao. TextSnake: A flexible representation for detecting text of arbitrary shapes. In *Proc. Eur. Conf. Comp. Vis.*, pages 20–36, 2018.
- [27] Ilya Loshchilov and Frank Hutter. Decoupled weight decay regularization. *Proc. Int. Conf. Learn. Representations*, 2018.
- [28] Pengyuan Lyu, Minghui Liao, Cong Yao, Wenhao Wu, and Xiang Bai. Mask TextSpotter: An end-to-end trainable neural network for spotting text with arbitrary shapes. In *Proc. Eur. Conf. Comp. Vis.*, pages 67–83, 2018.
- [29] Nibal Nayef, Yash Patel, Michal Busta, Pinaki Nath Chowdhury, Dimosthenis Karatzas, Wafa Khlif, Jiri Matas, Umapada Pal, Jean-Christophe Burie, Cheng-lin Liu, et al. ICDAR 2019 robust reading challenge on multi-lingual scene text detection and recognition–RRC-MLT-2019. *arXiv preprint arXiv:1907.00945*, 2019.
- [30] Nibal Nayef, Fei Yin, Imen Bizid, Hyunsoo Choi, Yuan Feng, Dimosthenis Karatzas, Zhenbo Luo, Umapada Pal, Christophe Rigaud, Joseph Chazalon, et al. ICDAR 2017 robust reading challenge on multi-lingual scene text detection and script identification–RRC-MLT. In *Proc. Int. Conf. Doc. Anal. and Recognit.*, volume 1, pages 1454–1459. IEEE, 2017.
- [31] Liang Qiao, Ying Chen, Zhazhan Cheng, Yunlu Xu, Yi Niu, Shiliang Pu, and Fei Wu. MANGO: A mask attention guided one-stage scene text spotter. In *Proc. AAAI Conf. Artificial Intell.*, pages 2467–2476, 2021.
- [32] Siyang Qin, Alessandro Bissacco, Michalis Raptis, Yasuhisa Fujii, and Ying Xiao. Towards unconstrained end-to-end text spotting. In *Proc. IEEE Int. Conf. Comp. Vis.*, pages 4704–4714, 2019.
- [33] Yipeng Sun, Zihan Ni, Chee-Kheng Chng, Yuliang Liu, Canjie Luo, Chun Chet Ng, Junyu Han, Errui Ding, Jingtuo Liu, Dimosthenis Karatzas, et al. ICDAR 2019 competition on large-scale street view text with partial labeling–RRC-LSVT. In *ICDAR*, pages 1557–1562, 2019.
- [34] Shangxuan Tian, Shijian Lu, and Chongshou Li. WeText: Scene text detection under weak supervision. In *Proc. IEEE Int. Conf. Comp. Vis.*, pages 1492–1500, 2017.
- [35] Zhi Tian, Weilin Huang, Tong He, Pan He, and Yu Qiao. Detecting text in natural image with connectionist text proposal network. In *Proc. Eur. Conf. Comp. Vis.*, pages 56–72. Springer, 2016.
- [36] Fangfang Wang, Yifeng Chen, Fei Wu, and Xi Li. Text-tray: Contour-based geometric modeling for arbitrary-shaped scene text detection. In *Proc. ACM Int. Conf. Multimedia*, pages 111–119, 2020.
- [37] Hao Wang, Pu Lu, Hui Zhang, Mingkun Yang, Xiang Bai, Yongchao Xu, Mengchao He, Yongpan Wang, and Wenyu Liu. All you need is boundary: Toward arbitrary-shaped text spotting. In *Proc. AAAI Conf. Artificial Intell.*, pages 12160–12167, 2020.
- [38] Pengfei Wang, Chengquan Zhang, Fei Qi, Shanshan Liu, Xiaoliang Zhang, Pengyuan Lyu, Junyu Han, Jingtuo Liu, Errui Ding, and Guangming Shi. PGNet: Real-time arbitrarily-shaped text spotting with point gathering network. *arXiv preprint arXiv:2104.05458*, 2021.
- [39] Wenhao Wang, Enze Xie, Xiang Li, Xuebo Liu, Ding Liang, Yang Zhibo, Tong Lu, and Chunhua Shen. PAN++: Towards efficient and accurate end-to-end spotting of arbitrarily-shaped text. *IEEE Trans. Pattern Anal. Mach. Intell.*, 2021.
- [40] Cong Yao, Xiang Bai, Wenyu Liu, Yi Ma, and Zhuowen Tu. Detecting texts of arbitrary orientations in natural images. In *Proc. IEEE Conf. Comp. Vis. Patt. Recogn.*, pages 1083–1090. IEEE, 2012.
- [41] Rui Zhang, Yongsheng Zhou, Qianyi Jiang, Qi Song, Nan Li, Kai Zhou, Lei Wang, Dong Wang, Minghui Liao, Mingkun Yang, et al. ICDAR 2019 robust reading challenge on reading Chinese text on signboard. In *Proc. Int. Conf. Doc. Anal. and Recognit.*, pages 1577–1581, 2019.
- [42] Xinyu Zhou, Cong Yao, He Wen, Yuzhi Wang, Shuchang Zhou, Weiran He, and Jiajun Liang. EAST: An efficient and accurate scene text detector. In *Proc. IEEE Conf. Comp. Vis. Patt. Recogn.*, pages 5551–5560, 2017.
- [43] Yiqin Zhu, Jianyong Chen, Lingyu Liang, Zhanghui Kuang, Lianwen Jin, and Wayne Zhang. Fourier contour embedding for arbitrary-shaped text detection. In *Proc. IEEE Conf. Comp. Vis. Patt. Recogn.*, pages 3123–3131, 2021.

Appendix

A. SPTS without Point Supervision

As discussed in Sec. 4, we further explore whether the SPTS can learn to read text even without location information. Specifically, the point coordinates are abandoned during sequence construction in this experiment, forcing the model to predict the transcriptions directly.

Fig. 10 presents qualitative results of the SPTS-noPoint model on several scene text benchmarks, where the text can be recognized without positional supervision, suggesting that the model could learn to localize the textual contents implicitly with transcription labels only. Such results may encourage further simplification of the current text spotters, albeit some downstream applications requiring the precise location of each text instance may be limited.

B. SPTS for Chinese Text in the Wild

The Chinese scene text spotting remains another big challenge due to a much larger vocabulary of Chinese characters. In this section, we provide the experiment results of SPTS in spotting Chinese text in the wild.

B.1. Datasets

- **Chinese Bezier Curve Synthetic Dataset** [25] contains 130k synthetic images with Chinese text.
- **ReCTS** [41] dataset contains 25k signboard images, which are divided into 20k images for training and 5k images for testing.
- **ArT** [6] dataset is a large-scale arbitrarily-shaped scene text dataset. The training set contains 5,603 images, and the testing set contains 4,563 images.
- **LSVT** [33] dataset provides totally 450k images from street view. There are 50k fully annotated images, among which 30k images are for training and the rest 20k images are for testing.

B.2. Implemented Details

We first pre-train our SPTS for 100 epochs using the Chinese Bezier Curve Synthetic Dataset and the training sets of ReCTS, ArT, and LSVT. Then the model is fine-tuned on the training split of ReCTS for 300 epochs. The number of character categories is set to 5,462.

B.3. Qualitative Results

Because the ReCTS dataset does not release the annotations of the testing set, we can not evaluate the performance of our method using the proposed point-based metric. Therefore, we illustrate the qualitative results in Fig. 11. It can be seen that the Chinese text are accurately located and recognized, even for some vertical texts.

C. Single-Point Object Detection

The proposed SPTS can be extended to the single-point object detection task. In this experiment, we use PASCAL VOC 2007 trainval (5011 images) and PASCAL VOC 2012 trainval (11540 images) to train our network. The central point of the object is selected as the indicated point. It takes about 150 epochs for our network to reach convergence. The qualitative results on PASCAL VOC 2007 test set are shown in Fig. 12.



Figure 10. Qualitative results of the SPTS-noPoint model on SCUT-CTW1500 (1st row), Total-Text (2nd row), ICDAR 2013 (3rd row), and ICDAR 2015 (4th row). (Zoom in for better view)



Figure 11. Qualitative results on the testing set of ReCTS. (Zoom in for better view)



Figure 12. Qualitative results on the test set of PASCAL VOC 2007.