

Few-shot Instruction Prompts for Pretrained Language Models to Detect Social Biases

Shrimai Prabhunoye¹, Rafal Kocielnik², Mohammad Shoeybi¹,

Anima Anandkumar^{1,2}, Bryan Catanzaro¹

¹NVIDIA, ²California Institute of Technology

{sprabhunoye@nvidia.com, rafalko@caltech.edu}

Abstract

Warning: this paper contains content that may be offensive or upsetting.

Detecting social bias in text is challenging due to nuance, subjectivity, and difficulty in obtaining good quality labeled datasets at scale, especially given the evolving nature of social biases and society. To address these challenges, we propose a few-shot instruction-based method for prompting pre-trained language models (LMs). We select a few label-balanced exemplars from a small support repository that are closest to the query to be labeled in the embedding space. We then provide the LM with instruction that consists of this subset of labeled exemplars, the query text to be classified, a definition of bias, and prompt it to make a decision. We demonstrate that large LMs used in a few-shot context can detect different types of fine-grained biases with similar and sometimes superior accuracy to fine-tuned models. We observe that the largest 530B parameter model is significantly more effective in detecting social bias compared to smaller models (achieving at least 20% improvement in AUC metric compared to other models). It also maintains a high AUC (dropping less than 5%) in a few-shot setting with a labeled repository reduced to as few as 100 samples. Large pretrained language models thus make it easier and quicker to build new bias detectors.

1 Introduction

Detecting social bias in text is of utmost importance because stereotypes and biases can be projected through language (Fiske, 1993). Detecting bias is challenging because it can be expressed through seemingly innocuous statements which are implied and rarely explicit, and the interpretation of bias can be subjective leading to noise in labels. In this work, we focus on detecting social bias in text using few-shot instruction-based prompting of pre-trained language models (LMs).

Current approaches that detect bias require large labeled datasets to train the models (Chung et al., 2019; Waseem and Hovy, 2016; Zampieri et al., 2019; Davidson et al., 2017a). Collecting such labeled datasets is an expensive process and hence such sets are not easily available. Furthermore, most of the prior work relies on finetuning (Sap et al., 2020; Mandl et al., 2019; Zampieri et al., 2019) neural architectures which is costly in case of large LMs (Strubell et al., 2019) and access to finetune large LMs may be limited (Brown et al., 2020). Prior work on bias detection has not focused on modeling multiple types of biases across datasets as it requires careful optimization to succeed (Hashimoto et al., 2017; Søggaard and Goldberg, 2016; Ruder, 2017). Finetuning a model can also lead to over-fitting on training data especially in case of smaller train set sizes and to catastrophic forgetting of knowledge present in the pre-trained model (Fatemi et al., 2021). Moreover, finetuning approaches are prone to be affected by noisy labels which is especially an issue with datasets for bias detection. The human labeling used to annotate these datasets can introduce bias and noisy labels (Hovy and Prabhunoye, 2021).

We harness the knowledge present in large scale pre-trained language models (Davison et al., 2019; Zhou et al., 2020; Petroni et al., 2019; Zhong et al., 2021; Shin et al., 2020) to detect a rich set of biases. Our method prompts the LM with a textual post and labeled exemplars selected using a novel technique along with instructions to detect bias in this post. We explore the capabilities of LMs to flexibly accommodate different dimensions of bias without any finetuning and with limited access to labeled samples (few-shot classification).

Prompt-engineering plays a central role in finetuning-free approaches (Liu et al., 2021b). It is the process of creating a prompting function that results in the best performance on the desired downstream task. Prompt-engineering can be performed

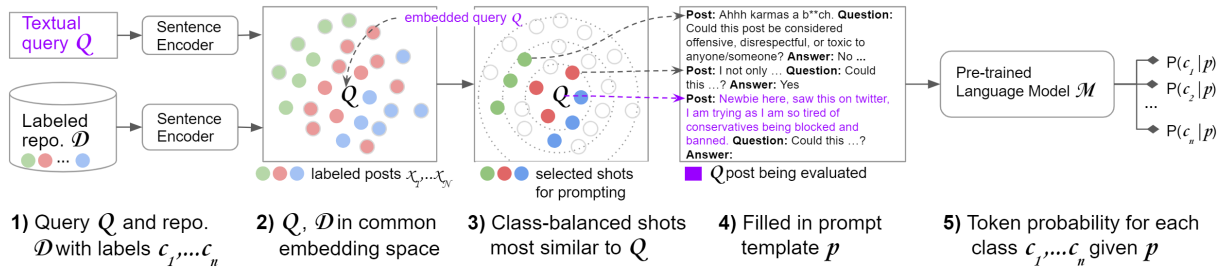


Figure 1: Overview of our approach: We use a sentence encoder to project the query Q and the textual posts x_1, \dots, x_N from labeled repository \mathcal{D} to the same embedding space. We use cosine similarity metric to select equal number of posts with highest similarity to Q from each class $c_1 \dots c_n$ as shots. The tokens of the selected shots and their labels are concatenated along with the definition of bias and query to fill-in instruction template p , and finally passed to the pre-trained LM to make a prediction conditional token probability for each class.

by a human engineer who manually creates the desired prompts using domain expertise and intuition. It can also be performed by sophisticated algorithms that search for the best template for the downstream task but this too requires learning of a small number of weights (finetuning).

Our approach: We provide the LM with exemplars where semantically similar text is used in both biased and unbiased contexts. This specifically can be useful in identifying implicit biases. To achieve that, we use prompt-engineering approach in combination with a novel method to sample exemplars in case of few-shot bias classification. We propose the use of sentence similarity metrics to sample exemplars instead of uniform (Gao et al., 2020; Logan IV et al., 2021) or random (Brown et al., 2020) sampling explored before. As shown in Figure 1, we first utilize sentence encoder to project the labeled posts and the query post to the same embedding space. We use a similarity metric to identify posts from labeled repository that are closest in meaning to the query post. We then select an equal number of exemplars from each class label to be provided as context for few-shot classification.

To summarize our contributions are as follows:

- To our best knowledge, we are the first to adopt few-shot instruction based techniques to detect social bias without finetuning.
- We propose a novel approach to select exemplars for few-shot classification using class balanced semantic similarity sampling (§2).
- We establish benchmark performance on eight binary and multi-class classification tasks across two datasets, even beating the fine-tuning techniques for two tasks (§3.5).
- We demonstrate that our technique maintains per-

formance with smaller repository sizes (less than 5% AUC point drop in downsizing dataset from 35k to 100 samples).

- Finally, we scale our technique to a large LM with 530B parameters and illustrate that it can achieve at least 20% AUC improvement compared to other models on majority of tasks.

Our proposed technique does not require any additional optimization to perform multiple tasks and is flexible to identify a diverse set of biases focusing on coarse-grained (binary classification) as well as fine-grained (if the text was targeted or untargeted insult, who is targeted in the text, etc) tasks. Since we leverage the inherent knowledge of pre-trained LMs, we also highlight the robustness of our technique against noisy labels (only 0.9% AUC drop when half of the shot labels are randomized). Additionally, we present ablations to understand the contribution of different semantic components of our method, and an exhaustive qualitative analysis of the LM predictions.

2 Methodology

We study the ability of pre-trained LMs to detect implicit bias in text. We also investigate if large LMs are capable of doing so with limited access to labeled samples (few-shot classification) and without any finetuning. We propose a novel technique to sample exemplars from a labeled repository based on their semantic similarity with the query post. We only provide the LM with a few examples of bias, the textual post to be classified and a definition of bias and prompt it to make a decision. We present all our exemplars as Question-Answer pairs in the context. Our approach consists of syntactic structured component and a semantic

content component. The syntactic structure is provided by special tags such as *Post*, *Question* and *Answer*. The semantic content consists of the textual exemplars chosen from the labeled repository and their labels.

Formally, we have a textual post \mathbf{Q} and a definition of bias \mathbf{d} . We want to categorize text \mathbf{Q} in \mathbf{C} classes. We provide a language model \mathcal{M} with \mathbf{Q} and \mathbf{d} , and we check the probability $p_{\mathcal{M}}(\mathbf{c}_i|\mathbf{Q}; \mathbf{d})$ of each class $\mathbf{c}_i \in \mathbf{C}$, where $;$ denotes concatenation of the two strings \mathbf{Q} and \mathbf{d} . We consider the class with the highest probability to be the prediction of \mathcal{M} for the given \mathbf{Q} and \mathbf{d} .

For example as shown in Figure 1, consider the binary classification task of predicting if a piece of text is offensive or not. Here, the text \mathbf{Q} to be labeled is *Newbie here, saw this on twitter, I am trying as I am so tired of conservatives being blocked and banned.* and the definition of offensiveness used to annotate the text \mathbf{d} is *Could this post be considered offensive, disrespectful, or toxic to anyone/someone?.* The final input to model \mathcal{M} would be $\mathbf{p} = [\text{"Post :"}; \mathbf{Q}; \text{"Question :"}; \mathbf{d}; \text{"Answer :"}]$, where we concatenate the tags *Post*, *Question* and *Answer*. Since it is a binary classification task, we calculate the probabilities of the tokens *Yes* and *No* in the following manner: $p_{\mathcal{M}}(\text{"Yes"}|\mathbf{p})$ and $p_{\mathcal{M}}(\text{"No"}|\mathbf{p})$. The token that has the higher probability is considered the prediction of the task.

Similarly, in case of a multi-class classification task of predicting if the text contains *hate*, *offense* or *profanity*, the \mathbf{d} is *What does this post contain - hate, offense, profanity?* We calculate the probability of the tokens *hate*, *offense* and *profanity* given the input \mathbf{p} .

In the zero-shot case, only the input \mathbf{p} as described above is provided as input to \mathcal{M} . In the few-shot case, we need a labeled repository \mathcal{D} where each sample $(\mathbf{x}_i, \mathbf{c}_i)$ is a tuple of the textual post and the class of the post respectively. We also know the definition \mathbf{d} to be used for classification. In the k -shot case, k samples are chosen from \mathcal{D} . The input \mathbf{p} to the model \mathcal{M} in this case is the concatenation of the following strings $\mathbf{p} = [\mathbf{x}_1; \mathbf{d}; \mathbf{c}_1; \dots; \mathbf{x}_k; \mathbf{d}; \mathbf{c}_k; \mathbf{Q}; \mathbf{d}]$. We add the tags *Post*, *Question* and *Answer* for structure.

Selection of k-shots In case of few-shot classification, we select k exemplars from \mathcal{D} repository to be provided as context to \mathcal{M} . Instead of randomly selecting the k exemplars, we select the samples

that are closest in meaning to the text \mathbf{Q} which we want to classify. We project \mathbf{Q} and all the text samples from \mathcal{D} in the same embedding space. We use cosine similarity and select the k exemplars that have the highest cosine similarity scores. We also have an additional constraint of selecting equal number of exemplars from each class \mathbf{C} to ensure balanced representation of labels. For example, in case of 32-shot binary classification, we select 16 positive exemplars and 16 negative exemplars that are closest in meaning to \mathbf{Q} .

3 Experiments and Results

3.1 Datasets

We consider two separate datasets and a total of eight bias classification tasks. Note that models finetuned on one dataset would need to be further optimized or finetuned on the other dataset but this is not the case for our approach.

Social Bias Frames (SBIC) This dataset (Sap et al., 2020) contains fine-grained categorization of textual comments to better model the pragmatic frames in which people project social biases and stereotypes onto others. In particular, the dataset contains four binary classification tasks and one multi-class classification task (%age positive samples in test set are shown in brackets): (1) **offensive** task (57.8% pos): predict whether the text is offensive or not, (2) **intent** task (53.1% pos): predict if the text is an intentional insult or not, (3) **lewd** task (9.6% pos): predict if the text contains lewd language or not, (4) **group** task (41.1 % pos): if the text is offensive then predict whether it is offensive to a group or an individual, and (5) **target group (WHO)** task: the cases in the dataset where the text is identified as offensive to a group are further explored to identify the group targeted in the text. We design the target group identification as a seven-way classification task where the target groups categories are - *body, culture, disabled, gender, race, social, victim*.

Sap et al. (2020) treat these five tasks as a single generative task where the entire frame is generated token by token. We treat them as five separate classification tasks.

HASOC This dataset (Mandl et al., 2019) is released in three Indo-European Languages namely. We only focus on English tasks. The dataset consists of two binary classification tasks and one multi-class classification task: (1) **HOF** task

Model	Offensive		Intent		Lewd		Group	
	AUC	F1	AUC	F1	AUC	F1	AUC	F1
SC	-	78.80	-	78.60	-	80.70	-	69.90
KWD	58.31	70.94	56.94	67.17	59.83	35.39	55.50	57.16
SBERT	61.40	72.76	61.15	69.92	64.22	23.00	56.64	58.89
BERT	50.93	72.90	50.94	67.88	49.40	16.74	50.50	56.35
GPT-2	51.63	70.79	50.39	65.85	50.51	17.43	50.76	56.83
Meg-1.3	63.78	72.57	64.47	68.05	59.70	21.50	63.10	61.08
MT-NLG	78.83	79.19	77.16	77.49	74.98	45.18	76.77	72.39

Table 1: Results for the 32-shot prompting on four binary classification tasks of offensive, intent, lewd and group from SBIC dataset §3.1. The best performance in each task is presented in bold.

(25.0% pos): is a coarse-grained task of determining whether a post contains hate, offensive, and profane content (as one label) or not, (2) **HOP** task: is a fine-grained task that considers the type of offense. This is a three-way classification task to predict if a post contains hate speech, offensive language or profane content. (3) **Target** task (85.1% pos): entails further categorizing the text as targeted or untargeted insult. Only posts that have a positive label in *HOF* task are considered for *HOP* and *Target* tasks.

3.2 Baselines

We consider two simple heuristics which can prove to be strong baselines for these tasks due to high correlation of certain keywords with labels.

Keyword-based (KWD) We use 3 common keyword-based baselines. The *LDNOOBW* dataset (Shutterstock, 2013) contains 403 banned English words and has been used in prior research (Salminen et al., 2019; Simonite, 2021). The dataset of *bad, offensive and profane words* (von Ahn, 2021) contains more than 1300 English terms that could be found offensive or profane. Finally, *obscenity and profanity* dataset contains more than 1600 popular English keywords for profanities and their variations grouped into 10 categories including *sexual acts, sexual orientation, racial/ethnic slurs, religious offense* (SurgeAI, 2021).

We assign a positive label to a post if it contains at least one keyword from the list in a given dataset. As these datasets don’t perfectly align with the categories from (Sap et al., 2020) and (Mandl et al., 2019), in Table 1 and 2 we report the metrics for the best performing dataset (KWD).

Sentence-BERT (SBERT) We use sentence-BERT (Reimers and Gurevych, 2019) to project the text \mathbf{Q} and the posts from \mathcal{D} into a common

embedding space.¹ For k -shot classification, we select $k/|\mathbf{C}|$ posts with the highest cosine similarity score from each class i.e we select equal number of posts from each class. We then average the similarity scores for the selected samples from each class. The class that has the highest average score is considered the prediction of the SBERT baseline.

We use SBERT as a baseline, but we also use it to select k shots for the language model \mathcal{M} (in both case the same shots are selected).

3.3 Evaluation Metric

Following Sap et al. (2020), we use binary F1 score of the positive class for measuring the performance of our models on offensive, intent, lewd, and group tasks. Additionally, we also report area under the curve (AUC). For the WHO task we report the weighted F1 scores and AUC. Similar to Mandl et al. (2019), we report F1-macro (F1m) and F1 weighted (F1w) for HOF, HOP and Target tasks.

3.4 Modeling Details

For language model \mathcal{M} , we use off-the-shelf pre-trained models. We use BERT large uncased (BERT) (Devlin et al., 2019) model (336M parameters), GPT-2 medium (GPT-2) (Radford et al., 2019) model (345M parameters), and Meg-1.3 model which is a Megatron 1.3B parameter model pre-trained using the toolkit in Shoeybi et al. (2019). To understand the scaling of our technique to larger LMs, we perform experiments with MT-NLG which is a GPT-style 530B parameter model (Patwary et al., 2021).

We use the train sets of SBIC and HASOC as labeled repository \mathcal{D} for sampling exemplars for k -shot classification. We pre-process the SBIC train set to ensure that the test set does not overlap with the train set. We compute levenshtein distance l between each sentence in the test set \mathbf{Q} and labeled

¹<https://huggingface.co/sentence-transformers/all-MiniLM-L12-v2>

Model	HOF		Target	
	F1m	F1w	F1m	F1w
HS	78.82	83.95	51.11	75.63
KWD	56.88	71.68	41.31	53.17
SBERT	51.53	60.64	30.71	38.81
BERT	49.30	62.26	24.42	18.28
GPT-2	48.46	62.67	31.36	30.40
Meg-1.3	52.87	61.32	37.11	46.45
MT-NLG	60.23	71.71	32.22	35.87

Table 2: Results from the 32-shot prompting on two HASOC binary classification tasks §3.1. The best performance in each task is presented in bold.

repository \mathbf{x}_i . If the ratio $r = \frac{2 * l}{|\mathbf{Q}| * |\mathbf{x}_i|}$, is less than 0.1, then we discard the train sentence \mathbf{x}_i . Here $|\cdot|$ indicates the length of the sentence in terms of number of characters. The ratio r tells us if the train sentence \mathbf{x}_i can be transformed to test sentence \mathbf{Q} by changing less than 10% of the characters.

We use SBERT as a baseline. The k shots picked by SBERT are also used in experiments with LMs in k -shot classification. All the binary classification tasks are performed with $k = 32$ for uniformity. The bias definitions used for all the tasks are provided in Appendix A.1.

3.5 Results

The main results for the six binary classification tasks in the 32-shot case are shown in Table 1 and 2. We show the results from Sap et al. (2020) (SC) and Mandl et al. (2019) (HS) to understand how close our models perform in comparison to finetuned state-of-the-art models. From these Tables we see that as the size of the LM increases, the AUC and F1 performance for detecting bias improves. We also see that MT-NLG performs the best on both AUC and F1 metrics for all the SBIC tasks and it performs better than finetuned SC model on offensive and group task. It also performs comparable to SC on the intent task. For HOF task, MT-NLG performs better than baselines on both F1 metrics. For Target task, this is not the case because of the skewed distribution of keywords in this task. We perform an analysis of the percentage of posts that contain keywords and correlate with labels (Appendix A.2). We note that keywords are present at five times higher rate in positive posts of the Target task compared to the other tasks.

The results for the two multi-class classification tasks are shown in Table 3. For both the tasks we experiment with different values of k ($k = \{7, 28\}$ for WHO task and $k = \{3, 12\}$ for HOP task) and we present best performing results. The

Model	WHO (7-way)		HOP (3-way)	
	AUC	F1	F1m	F1w
HS	-	-	54.46	72.77
SBERT	69.78	38.91	32.32	33.19
Meg-1.3	64.88	31.16	34.57	37.09
MT-NLG	87.26	66.56	44.33	46.27

Table 3: Results for the multi-class classification tasks from HASOC and SBIC §3.1. Due to the number of classes, the WHO classification is performed with $k = 28$ and HOP is performed with $k = 3$. The best performance in each task is presented in bold.

results for WHO task are shown for $k = 28$ shots, to ensure equal samples from each of the seven classes. Similarly, the HOP results are shown for $k = 3$ i.e one exemplar is picked from each of the three classes that is the closest to the textual post \mathbf{Q} . For both the multi-class classifications tasks, MT-NLG performs better than baselines on all metrics illustrating the effectiveness of our approach.

4 Analysis and Discussion

Smaller Size of \mathcal{D} We experiment with smaller sizes of repository \mathcal{D} to understand how the size of \mathcal{D} affects model performance. The original SBIC train set contains $\sim 35k$ instances (used as \mathcal{D} in §3.5). We down-sample examples from this dataset to create smaller sets of sizes 10k, 1k and 100. A labeled set \mathcal{D} of size 100 means that we can only select the k -shots from 100 samples. We ensure that we have equal label distribution in the down-sampled sets. For each size, we use three different random seeds to generate down-sampled data. We then average the results of 32-shot intent classification task for the sets produced by three random seeds and present the results in Table 4.

We see that the performance of MT-NLG does not degrade substantially (only 3.77 AUC points) even when the size of the labeled repository is reduced to as low as 100 samples. For all the cases, MT-NLG performs better than the baselines on AUC metric. The standard deviation for AUC metric is very high for SBERT in comparison to Meg-1.3 and MT-NLG. MT-NLG especially has error less than 1 for AUC metric.

We also observe that the baseline SBERT has an optimal size of labeled repository at which it performs the best (1k samples). This is because if the size of \mathcal{D} becomes too large then SBERT finds too many noisy samples that are close in meaning to \mathbf{Q} . Whereas if the size of \mathcal{D} is small, then it cannot find good samples that are close in meaning

Model	AUC	F1	\mathcal{D} Size
SBERT	61.15 \pm 0.00	69.92 \pm 0.00	35k
SBERT	64.86 \pm 1.62	69.94 \pm 0.98	10k
SBERT	64.78 \pm 1.93	74.21 \pm 0.56	1k
SBERT	62.01 \pm 1.61	72.98 \pm 1.09	100
Meg-1.3	64.47 \pm 0.00	68.05 \pm 0.00	35k
Meg-1.3	63.64 \pm 0.46	66.85 \pm 0.55	10k
Meg-1.3	61.13 \pm 0.82	62.93 \pm 0.81	1k
Meg-1.3	58.14 \pm 1.37	56.74 \pm 3.26	100
MT-NLG	77.16 \pm 0.00	77.49 \pm 0.00	35k
MT-NLG	76.99 \pm 0.50	77.14 \pm 0.48	10k
MT-NLG	76.18 \pm 0.85	75.68 \pm 1.15	1k
MT-NLG	73.39 \pm 0.47	72.01 \pm 0.12	100

Table 4: Results of the 32-shot prompting on SBIC *Intent* classification with decreasing sizes of labeled repository \mathcal{D} . We show the *std* for *AUC* and *F1* metric on 3 versions of the dataset downsized with different seeds. The largest model *MT-NLG* experiences the smallest decrease in performance.

to \mathbf{Q} . The performance of Meg-1.3 on the other hand consistently decreases with smaller \mathcal{D} sizes.

Contribution of Components We have four components in our input to model \mathcal{M} : the textual exemplars \mathbf{x}_i , the definition \mathbf{d} , the class label \mathbf{c}_i of exemplar \mathbf{x}_i , and the textual post \mathbf{Q} which we want to classify. We perform ablation studies with \mathbf{x}_i , \mathbf{d} and \mathbf{Q} to understand the contribution of each of them in making the final prediction. Experiments with perturbation of label \mathbf{c}_i are shown separately in the later section. The results of 32-shot intent classification ablation studies are shown in Table 5.

For both Meg-1.3 and MT-NLG, the AUC performance drops consistently as we remove the text of exemplars \mathbf{x}_i , the definition \mathbf{d} and the query \mathbf{Q} . For MT-NLG, we see that removing all three has the most impact on the performance. The F1 drops by 7 points by only removing the textual exemplars \mathbf{x}_i (The model gets class labels \mathbf{c}_i of exemplars, \mathbf{d} and \mathbf{Q} as input). This suggests that MT-NLG pays attention to all the components and the textual examples are as important as knowing their class.

Robustness to Labels To understand the contribution of labels in the k -shot binary classification performance, we perform three ablation studies. We flip the labels (**Flip**) of the exemplars i.e. if the ground truth class of exemplar \mathbf{x}_i is $c_i = \text{“Yes”}$, then we supply the label *“No”* and vice versa. This study is done to understand the robustness of the model to noisy or wrong labels. In the second experiment, we flip the labels (**Random**) only 50% of the times in the k -shot. Hence, 50% of the time

Model	Post	Def.	Q	AUC	F1
Meg-1.3	✓	✓	✓	64.47	68.05
Meg-1.3	✓	✗	✓	61.51	70.81
Meg-1.3	✗	✓	✗	50.62	61.27
Meg-1.3	✗	✗	✗	50.44	57.29
Meg-1.3	✗	✓	✓	49.32	52.32
MT-NLG	✓	✓	✓	77.16	77.49
MT-NLG	✓	✗	✓	74.58	71.06
MT-NLG	✗	✓	✓	53.11	70.67
MT-NLG	✗	✓	✗	50.06	57.94
MT-NLG	✗	✗	✗	50.24	17.90

Table 5: Ablation studies on SBIC *Intent* task to understand the contribution of each component of the instruction. Ablations performed with 32-shots prompting. The highest capacity model MT-NLG achieves best performance with all the instruction components.

Model	AUC	F1	Experiment
Meg-1.3	44.79	46.89	Flip
Meg-1.3	53.41	28.63	0-shot
Meg-1.3	62.93	66.54	Random
Meg-1.3	64.47	68.05	Correct
MT-NLG	36.25	32.87	Flip
MT-NLG	55.19	57.62	0-shot
MT-NLG	76.43	76.50	Random
MT-NLG	77.16	77.49	Correct

Table 6: Experiment to understand the role of labels in prediction with 32-shot prompts on SBIC *Intent* task. The *Flip* and *Random* denote reversing the labels or replacing half of the shots with random label respectively.

model gets correct label to an exemplar and gets a wrong label the other 50% of time. For comparison, we also show results of zero-shot and 32-shot intent classification with correct labels in Table 6.

We observe that the AUC and F1 accuracy drops the most when we supply flipped labels. Interestingly, even in this case, MT-NLG identifies intentional insult about a third of the time and its performance does not go down to zero. The performance does not drop significantly in the Random study further showcasing the robustness of the models towards wrong labels. This study shows that as long as the model is supplied with some exemplars with correct labels, it performs well. It is better to perform zero-shot classification than flipping all labels of 32 exemplars for MT-NLG model.

Balanced Sets All the tasks have a skewed distribution of labels in the test set. But when we pick our k -shots, we choose equal number of exemplars from each class. To get a better understanding of the model performance, we balance the test sets of offensive, intent, lewd and group tasks by down-sampling the majority class. Table 7 shows the

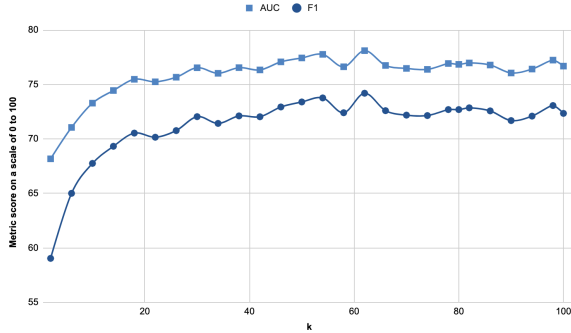


Figure 2: Experiment with varying number of instruction shots for the *Group* binary classification task from SBIC. Change in *AUC* and *binary F1* scores is plotted against the number of shots k provided as context to MT-NLG model.

results of 32-shot classification for the four tasks on the balanced test sets. Notably we see most improvement in performance for the lewd task which originally had most skewed test set.

k -shots vs Metric To understand how the performance of the model scales with number of shots, we present Figure 2. It shows the graph of number of shots ranging from 2 to 100 with a step size of 4, and *AUC* and *binary F1* metric for the group classification task. We observe that for the group task, the performance improves up to $k = 62$ and then plateaus. The best performance is at $k = 62$ with *F1* score of 74.20 which is a 1.81 *F1* point improvement over $k = 32$. We would like to note that the k at which the model achieves optimal performance is task dependent. For uniformity we choose to report performance at $k = 32$ for all tasks but we believe that each category can be further improved.

Qualitative Analysis To better understand the predictions of MT-NLG, we randomly sample 50 cases where MT-NLG predicts the correct label and SBERT prediction is wrong. Similarly, we also sample 50 cases where MT-NLG predicts the wrong label and SBERT makes correct predictions. Based on manual qualitative coding among the two authors, we further divide these cases into four categories which are presented in Figure 3.²

For the first category, a high number (42%) of cases are not offensive posts which also don't contain any offensive keywords³ but SBERT marks them as offensive. We observe that such posts may contain certain trigger words such as *white nation-*

²Example posts for each category are shown in Table 10 in Appendix (Warning: the examples shown contain content that maybe offensive or upsetting).

³based on *LDNOOBW* dataset (Shutterstock, 2013)




Figure 3: Error classes from qualitative analysis of disagreements between SBERT and MT-NLG on *Offensive* task from SBIC. Left graph shows that MT-NLG mislabeled fewer posts due to lack of explicit keywords than SBERT demonstrating it better captures implicit bias.

alist, Black, Jews, Muslims, 9/11, etc. which causes SBERT to retrieve offensive shots with offensive keywords from the labeled repository \mathcal{D} . We also observe that for some posts, SBERT picks irrelevant shots that may be offensive simply because enough content on the same topic is not available in \mathcal{D} . When such irrelevant posts are used, the SBERT heuristic makes a wrong prediction. We observe that 28% of cases are offensive posts that don't contain offensive keywords and are consequently erroneously marked as not offensive by SBERT. This shows that SBERT finds it challenging to identify implicit bias in the text. For 24% of cases, the posts are not offensive but contain slurs such as *f**k, b***h*, etc. The remaining 6% of cases are not offensive but contain specific nuanced words used to describe certain groups such as *normies, incel*, etc. SBERT marks them as offensive which shows how closely the SBERT relies on surface level words to make its prediction.

For the second category, we observe that for 34% of cases, the post is offensive and contains offensive keywords but MT-NLG wrongly predicts it as not offensive. In several cases the identifying offensive words are nuanced and may not exist in model's vocabulary, such as *trannies, femoids, blue b*lls* etc. The SBERT is able to get those right due to the specifics of the dataset which contains many labeled posts with these specific keywords in the train set. For 24% of cases, the post is not offensive, does not contain any offensive keywords and yet is marked as offensive by MT-NLG. For these cases, we observe that the shots picked by SBERT are not relevant and generally contain offensive keywords in them. For some of these cases, the post may contain misinformation but is not necessarily offensive. 22% of cases are offensive but don't contain offensive keywords and yet are wrongly marked as not offensive by MT-NLG. This shows that MT-

Model	Offensive		Intent		Lewd		Group	
	AUC	F1	AUC	F1	AUC	F1	AUC	F1
SBERT	61.86	68.46	61.44	68.20	61.31	71.74	57.37	66.41
Meg-1.3	64.41	69.02	64.64	67.08	60.64	67.28	63.24	66.38
MT-NLG	77.09	76.43	80.72	80.11	78.05	74.62	77.44	75.60

Table 7: Results for the 32-shot prompting on class-balanced test sets for four binary classification tasks from SBIC. Compared to Table 1 the highest increase in F1 can be seen on *Lewd*, which was the most imbalanced tasks.

NLG mislabels 6% fewer offensive posts compared to SBERT as non-offensive demonstrating that it better captures implicit bias in text. Finally, 20% instances in this category seem mislabeled. Some posts were clearly offensive and were annotated as non-offensive whereas other posts that seem to be non-offensive in the given context were marked as offensive suggesting potential ambiguity of interpretation. In these cases, there was not enough context to make a decision, a limitation particularly relevant to social media datasets and identified in prior work (Chen et al., 2018). Note that we do not claim that 20% of the entire corpus is mislabeled but only 20% of instances that were wrongly predicted by MT-NLG and correctly predicted by SBERT appear to be mislabeled.

5 Related Work

Bias Detection Approaches for detecting bias in text can broadly be put into 3 categories: 1) keyword-based, 2) feature-representation-based, 3) supervised-training-based.

Keywords-based methods rely on curated lexicons of words such as Hatebase (Hatebase.org, 2021) (1078 hate words), *LDNOOBW* (Shutterstock, 2013) (403 banned words), *Offensive/Profane words* (von Ahn, 2021) (1300 words), and *Obscenity and Profanity dataset* (1600 offensive words in 10 categories). These have been extensively used in prior research (Sood et al., 2012; Mondal et al., 2017) as well as in commercial settings (Simonite, 2021). Despite wide use, these methods can be at significant mismatch with human ratings (Davidson et al., 2017b) and can’t easily capture phenomena such as sarcasm, humor (Rajadesingan et al., 2015) or polysemy (i.e., different meaning in different context, e.g., “white trash” vs. “white trash cans”) (Sahlgren et al., 2018). Such lexicons require constant updates as new terminology and slang develop (Nobata et al., 2016).

Prior work has also explored sophisticated feature representations including n-grams, linguistic and syntactic features (Nobata et al., 2016), *TF-IDF* (Salminen et al., 2018), Bag of Words and

word embeddings (Djuric et al., 2015), as well as content-specific features such as mentions, proper nouns, named entities, and target group specific vocabularies (Waseem et al., 2017). Topic modeling approaches such as *Labeled Latent Dirichlet Allocation* have also been proposed (Saleem et al., 2017). Overall, these methods try to provide better feature representations than keywords (Sahlgren et al., 2018), but rely on careful feature engineering which might be specific to particular context and hence makes them inflexible across settings.

Supervised training based methods rely on large labeled datasets to train models from classical machine learning (Badjatiya et al., 2017), deep learning such as RNNs (Pavlopoulos et al., 2017), CNNs (Zhang et al., 2018) or BERT and GPT-2 transformers (D’sa et al., 2019; Caselli et al., 2020; Silva et al., 2020). Specifically transformers have been fine-tuned for hate-speech detection (Caselli et al., 2020) as well as for detection of targeted offensive language (Rosenthal et al., 2021) and bias (Sap et al., 2020). Similar techniques with focus on toxicity have been adopted in a commercial *Perspective API* (PerspectiveAPI, 2021). These modern methods have been shown more effective, than keywords or custom features (Badjatiya et al., 2017), but they rely on large labeled datasets and are expensive, or even impossible (e.g., Perspective API) to retrain. Furthermore, most approaches focus on binary coarse-grained hate-speech or toxicity classification, rather than on more nuanced and target group specific issues of bias.

Prompting Recent success of large pre-trained language models (Devlin et al., 2019; Brown et al., 2020; Patwary et al., 2021) has opened the field to the new direction of prompting (Liu et al., 2021b) them for various NLP tasks. Schick et al. (2021) self-diagnose toxicity in machine generated text. This is closest to our work. We focus on bias and a more fine-grained understanding of bias such as the target group, intentional or unintentional offense etc. in human written text. Bias in human written text can be more challenging to detect as it can

be riddled with sarcasm and humor. Schick et al. (2021) evaluate the success of large LMs to detect toxicity using the scores provided by automated classifier Perspective API (PerspectiveAPI, 2021) as the ground truth. We evaluate the success of large LMs at detecting bias using human annotated labels as ground truth. Most importantly, Schick et al. (2021) sample the most toxic and most non-toxic examples from RealToxicity (Gehman et al., 2020) dataset i.e. they sample the extreme cases of toxicity, and report the performance of large LMs on zero-shot classification. We report few-shot classification performance on the entire test set of two independent datasets with human-provided labeling. Additionally, we also showcase multi-class classification capability of our approach.

Liu et al. (2021a) investigate the retrieval of exemplars that are semantically-similar to a test sample. The two key differences of our work are: (1) we focus on few-shot instruction based bias detection, and (2) we select equal number of exemplars from each class.

6 Conclusion

The paper proposes a novel technique to select exemplars for few-shot instruction-based method to detect bias using pretrained model’s internal knowledge and no fine-tuning. On two separate datasets involving binary and multi-class classification (ranging from coarse-grained to fine-grained tasks), we demonstrate that sufficiently large pretrained LMs can detect bias beating keyword and semantic-based heuristics as well as fine-tuned models on some of the tasks. In subsequent experiments we show that our method is: 1) flexible in incorporating various bias definitions, 2) robust against small pool of labeled documents to select shots from, 3) relies on deeper semantic interpretation, rather than surface level heuristics, which we show through extensive ablation studies and manual qualitative inspection.

7 Ethical Considerations

The intended use of the proposed instruction-based detection techniques is to aid the identification of different forms of bias either in human or AI produced textual content. One potential applications can be to assist moderation of content in settings such as social media or in end-user AI applications involving language generation such as conversational agents. It can also be used to add safety fea-

tures to the generation outputs of large LMs as well as it can assist in building future large LMs that are not biased by identifying biases in pretraining data. Given the limitations of our proposed method, it should likely not be used as a sole measure for detecting bias, but we believe it could serve as a low-effort initial filter and feedback mechanism. Furthermore, we see its use as potential means for promoting positive online interaction and higher community standards (Does et al., 2011).

Our proposed method, can unfortunately be misused intentionally or unintentionally (Weidinger et al., 2021). We specifically see the dangers of using our approach for censorship (Ullmann and Tomalin, 2020) or limiting expression in specific settings where violent or lewd language might be intended (e.g., crime fiction). Furthermore, there is danger of misappropriating our approach to introduce racially targeted censorship based on dialect (Sap et al., 2019). Despite certain degree of robustness and our additional experiments (e.g., with flipped labels), our method still relies on supervised labeling of few-shots provided as context, and as such can be affected by the imperfections of the labeling, such as racial bias in existing labeled datasets (Davidson et al., 2019). As shown in recent work, human annotation process can be a source of bias in itself (Hovy and Prabhumoye, 2021) and labelers may even be selected by malicious actors to introduce biased interpretation on purpose (Flekova et al., 2016).

Acknowledgements

This material includes work supported by the National Science Foundation under Grant #2030859 to the Computing Research Association for the CIFellows Project. Any opinions, findings, and conclusions or recommendations expressed in this material are those of the author(s) and do not necessarily reflect the views of the National Science Foundation nor the Computing Research Association.

References

- Pinkesh Badjatiya, Shashank Gupta, Manish Gupta, and Vasudeva Varma. 2017. Deep learning for hate speech detection in tweets. In *Proceedings of the 26th international conference on World Wide Web companion*, pages 759–760.
- Tom B. Brown, Benjamin Mann, Nick Ryder, Melanie Subbiah, Jared Kaplan, Prafulla Dhariwal, Arvind

- Neelakantan, Pranav Shyam, Girish Sastry, Amanda Askell, Sandhini Agarwal, Ariel Herbert-Voss, Gretchen Krueger, Tom Henighan, Rewon Child, Aditya Ramesh, Daniel M. Ziegler, Jeffrey Wu, Clemens Winter, Christopher Hesse, Mark Chen, Eric Sigler, Mateusz Litwin, Scott Gray, Benjamin Chess, Jack Clark, Christopher Berner, Sam McCandlish, Alec Radford, Ilya Sutskever, and Dario Amodei. 2020. [Language models are few-shot learners](#). *CoRR*, abs/2005.14165.
- Tommaso Caselli, Valerio Basile, Jelena Mitrović, and Michael Granitzer. 2020. Hatebert: Retraining bert for abusive language detection in english. *arXiv preprint arXiv:2010.12472*.
- Nan-Chen Chen, Margaret Drouhard, Rafal Kocelnik, Jina Suh, and Cecilia R Aragon. 2018. Using machine learning to support qualitative coding in social science: Shifting the focus to ambiguity. *ACM Transactions on Interactive Intelligent Systems (TiiS)*, 8(2):1–20.
- Yi-Ling Chung, Elizaveta Kuzmenko, Serra Sinem Tekiroglu, and Marco Guerini. 2019. [CONAN - COUNTER NARRATIVES THROUGH NICHE SOURCING: A MULTILINGUAL DATASET OF RESPONSES TO FIGHT ONLINE HATE SPEECH](#). In *Proceedings of the 57th Annual Meeting of the Association for Computational Linguistics*, pages 2819–2829, Florence, Italy. Association for Computational Linguistics.
- Thomas Davidson, Debasmita Bhattacharya, and Ingmar Weber. 2019. Racial bias in hate speech and abusive language detection datasets. *arXiv preprint arXiv:1905.12516*.
- Thomas Davidson, Dana Warmusley, Michael Macy, and Ingmar Weber. 2017a. Automated hate speech detection and the problem of offensive language. In *Proceedings of the International AAAI Conference on Web and Social Media*, volume 11.
- Thomas Davidson, Dana Warmusley, Michael Macy, and Ingmar Weber. 2017b. Automated hate speech detection and the problem of offensive language. In *Proceedings of the 11th International AAAI Conference on Web and Social Media, ICWSM '17*, pages 512–515.
- Joe Davison, Joshua Feldman, and Alexander M Rush. 2019. Commonsense knowledge mining from pre-trained models. In *Proceedings of the 2019 Conference on Empirical Methods in Natural Language Processing and the 9th International Joint Conference on Natural Language Processing (EMNLP-IJCNLP)*, pages 1173–1178.
- Jacob Devlin, Ming-Wei Chang, Kenton Lee, and Kristina Toutanova. 2019. [BERT: Pre-training of deep bidirectional transformers for language understanding](#). In *Proceedings of the 2019 Conference of the North American Chapter of the Association for Computational Linguistics: Human Language Technologies, Volume 1 (Long and Short Papers)*, pages 4171–4186, Minneapolis, Minnesota. Association for Computational Linguistics.
- Nemanja Djuric, Jing Zhou, Robin Morris, Mihajlo Grbovic, Vladan Radosavljevic, and Narayan Bhamidipati. 2015. Hate speech detection with comment embeddings. In *Proceedings of the 24th international conference on world wide web*, pages 29–30.
- Serena Does, Belle Derks, and Naomi Ellemers. 2011. Thou shalt not discriminate: How emphasizing moral ideals rather than obligations increases whites' support for social equality. *Journal of Experimental Social Psychology*, 47(3):562–571.
- Ashwin Geet D'sa, Irina Illina, and Dominique Fohr. 2019. Towards non-toxic landscapes: Automatic toxic comment detection using dnn. *arXiv preprint arXiv:1911.08395*.
- Zahra Fatemi, Chen Xing, Wenhao Liu, and Caiming Xiong. 2021. Improving gender fairness of pre-trained language models without catastrophic forgetting. *arXiv preprint arXiv:2110.05367*.
- Susan T Fiske. 1993. Controlling other people: The impact of power on stereotyping. *American psychologist*, 48(6):621.
- Lucie Flekova, Jordan Carpenter, Salvatore Giorgi, Lyle Ungar, and Daniel Preoțiuc-Pietro. 2016. Analyzing biases in human perception of user age and gender from text. In *Proceedings of the 54th Annual Meeting of the Association for Computational Linguistics (Volume 1: Long Papers)*, pages 843–854.
- Tianyu Gao, Adam Fisch, and Danqi Chen. 2020. Making pre-trained language models better few-shot learners. *arXiv preprint arXiv:2012.15723*.
- Samuel Gehman, Suchin Gururangan, Maarten Sap, Yejin Choi, and Noah A Smith. 2020. Realtocixityprompts: Evaluating neural toxic degeneration in language models. In *Findings of the Association for Computational Linguistics: EMNLP 2020*, pages 3356–3369.
- Kazuma Hashimoto, Caiming Xiong, Yoshimasa Tsuruoka, and Richard Socher. 2017. A joint many-task model: Growing a neural network for multiple nlp tasks. In *Proceedings of the 2017 Conference on Empirical Methods in Natural Language Processing*, pages 1923–1933.
- Hatebase.org. 2021. Hatebase. <https://hatebase.org/>. (Accessed on 12/08/2021).
- Dirk Hovy and Shrimai Prabhumoye. 2021. Five sources of bias in natural language processing. *Language and Linguistics Compass*, 15(8):e12432.
- Jiachang Liu, Dinghan Shen, Yizhe Zhang, Bill Dolan, Lawrence Carin, and Weizhu Chen. 2021a. What makes good in-context examples for gpt-3? *arXiv preprint arXiv:2101.06804*.

- Pengfei Liu, Weizhe Yuan, Jinlan Fu, Zhengbao Jiang, Hiroaki Hayashi, and Graham Neubig. 2021b. Pre-train, prompt, and predict: A systematic survey of prompting methods in natural language processing. *arXiv preprint arXiv:2107.13586*.
- Robert L Logan IV, Ivana Balažević, Eric Wallace, Fabio Petroni, Sameer Singh, and Sebastian Riedel. 2021. Cutting down on prompts and parameters: Simple few-shot learning with language models. *arXiv preprint arXiv:2106.13353*.
- Thomas Mandl, Sandip Modha, Prasenjit Majumder, Daksh Patel, Mohana Dave, Chintak Mandlia, and Aditya Patel. 2019. Overview of the hasoc track at fire 2019: Hate speech and offensive content identification in indo-european languages. In *Proceedings of the 11th Forum for Information Retrieval Evaluation, FIRE '19*, page 14–17, New York, NY, USA. Association for Computing Machinery.
- Mainack Mondal, Leandro Araújo Silva, and Fabrício Benevenuto. 2017. A measurement study of hate speech in social media. In *Proceedings of the 28th ACM conference on hypertext and social media*, pages 85–94.
- Chikashi Nobata, Joel Tetreault, Achint Thomas, Yashar Mehdad, and Yi Chang. 2016. Abusive language detection in online user content. In *Proceedings of the 25th international conference on world wide web*, pages 145–153.
- Mostofa Patwary, Mohammad Shoeybi, Patrick LeGresley, Shrimai Prabhunoye, Jared Casper, Vijay Korthikanti, Vartika Singh, Julie Bernauer, Michael Houston, Bryan Catanzaro, Shaden Smith, Brandon Norick, Samyam Rajbhandari, Zhun Liu, George Zerveas, Elton Zhang, Yazdani Aminabadi, Xia Song, Yuxiong He, Jeffrey Zhu, Jennifer Cruzan, Umesh Madan, Luis Vargas, and Tiwary Saurabh. 2021. Using deepspeed and megatron to train megatron-turing nlg 530b, the world’s largest and most powerful generative language model.
- John Pavlopoulos, Prodromos Malakasiotis, and Ion Androutsopoulos. 2017. Deeper attention to abusive user content moderation. In *Proceedings of the 2017 conference on empirical methods in natural language processing*, pages 1125–1135.
- PerspectiveAPI. 2021. Perspective | developers. <https://developers.perspectiveapi.com/s/>. (Accessed on 12/08/2021).
- Fabio Petroni, Tim Rocktäschel, Sebastian Riedel, Patrick Lewis, Anton Bakhtin, Yuxiang Wu, and Alexander Miller. 2019. Language models as knowledge bases? In *Proceedings of the 2019 Conference on Empirical Methods in Natural Language Processing and the 9th International Joint Conference on Natural Language Processing (EMNLP-IJCNLP)*, pages 2463–2473, Hong Kong, China. Association for Computational Linguistics.
- Alec Radford, Jeffrey Wu, Rewon Child, David Luan, Dario Amodei, Ilya Sutskever, et al. 2019. Language models are unsupervised multitask learners. *OpenAI blog*, 1(8):9.
- Ashwin Rajadesingan, Reza Zafarani, and Huan Liu. 2015. Sarcasm detection on twitter: A behavioral modeling approach. In *Proceedings of the eighth ACM international conference on web search and data mining*, pages 97–106.
- Nils Reimers and Iryna Gurevych. 2019. Sentencebert: Sentence embeddings using siamese bert-networks. In *Proceedings of the 2019 Conference on Empirical Methods in Natural Language Processing*. Association for Computational Linguistics.
- Sara Rosenthal, Pepa Atanasova, Georgi Karadzhov, Marcos Zampieri, and Preslav Nakov. 2021. Solid: A large-scale semi-supervised dataset for offensive language identification. In *Findings of the Association for Computational Linguistics: ACL-IJCNLP 2021*, pages 915–928.
- Sebastian Ruder. 2017. An overview of multi-task learning in deep neural networks. *arXiv preprint arXiv:1706.05098*.
- Magnus Sahlgren, Tim Isbister, and Fredrik Olsson. 2018. Learning representations for detecting abusive language. In *Proceedings of the 2nd Workshop on Abusive Language Online (ALW2)*, pages 115–123.
- Haji Mohammad Saleem, Kelly P Dillon, Susan Benesch, and Derek Ruths. 2017. A web of hate: Tackling hateful speech in online social spaces. *arXiv preprint arXiv:1709.10159*.
- Joni Salminen, Hind Almerkhi, Ahmed Mohamed Kamel, Soon-gyo Jung, and Bernard J Jansen. 2019. Online hate ratings vary by extremes: A statistical analysis. In *Proceedings of the 2019 Conference on Human Information Interaction and Retrieval*, pages 213–217.
- Joni Salminen, Hind Almerkhi, Milica Milenković, Soon-gyo Jung, Jisun An, Haewoon Kwak, and Bernard J Jansen. 2018. Anatomy of online hate: developing a taxonomy and machine learning models for identifying and classifying hate in online news media. In *Twelfth International AAAI Conference on Web and Social Media*.
- Maarten Sap, Dallas Card, Saadia Gabriel, Yejin Choi, and Noah A Smith. 2019. The risk of racial bias in hate speech detection. In *Proceedings of the 57th annual meeting of the association for computational linguistics*, pages 1668–1678.
- Maarten Sap, Saadia Gabriel, Lianhui Qin, Dan Jurafsky, Noah A. Smith, and Yejin Choi. 2020. Social bias frames: Reasoning about social and power implications of language. In *Proceedings of the 58th Annual Meeting of the Association for Computational Linguistics*, pages 5477–5490, Online. Association for Computational Linguistics.

- Timo Schick, Sahana Udupa, and Hinrich Schütze. 2021. Self-diagnosis and self-debiasing: A proposal for reducing corpus-based bias in nlp. *arXiv preprint arXiv:2103.00453*.
- Taylor Shin, Yasaman Razeghi, Robert L. Logan IV, Eric Wallace, and Sameer Singh. 2020. *AutoPrompt: Eliciting Knowledge from Language Models with Automatically Generated Prompts*. In *Proceedings of the 2020 Conference on Empirical Methods in Natural Language Processing (EMNLP)*, pages 4222–4235, Online. Association for Computational Linguistics.
- Mohammad Shoeybi, Mostofa Patwary, Raul Puri, Patrick LeGresley, Jared Casper, and Bryan Catanzaro. 2019. Megatron-lm: Training multi-billion parameter language models using model parallelism. *arXiv preprint arXiv:1909.08053*.
- Shutterstock. 2013. List of dirty, naughty, obscene, and otherwise bad words. <https://github.com/LDNOOBW/List-of-Dirty-Naughty-Obscene-and-Otherwise-Bad-Words>. (Accessed on 12/07/2021).
- Samuel Caetano da Silva, Thiago Castro Ferreira, Riccieli Moreira Silva Ramos, and Ivandré Paraboni. 2020. Data-driven and psycholinguistics-motivated approaches to hate speech detection. *Computación y Sistemas*, 24(3):1179–1188.
- Tom Simonite. 2021. Ai and the list of dirty, naughty, obscene, and otherwise bad words | wired. <https://www.wired.com/story/ai-list-dirty-naughty-obscene-bad-words/>. (Accessed on 12/07/2021).
- Anders Søgaard and Yoav Goldberg. 2016. *Deep multi-task learning with low level tasks supervised at lower layers*. In *Proceedings of the 54th Annual Meeting of the Association for Computational Linguistics (Volume 2: Short Papers)*, pages 231–235, Berlin, Germany. Association for Computational Linguistics.
- Sara Owsley Sood, Elizabeth F Churchill, and Judd Antin. 2012. Automatic identification of personal insults on social news sites. *Journal of the American Society for Information Science and Technology*, 63(2):270–285.
- Emma Strubell, Ananya Ganesh, and Andrew McCallum. 2019. Energy and policy considerations for deep learning in nlp. In *Proceedings of the 57th Annual Meeting of the Association for Computational Linguistics*, pages 3645–3650.
- SurgeAI. 2021. Github - surge-ai/profanity: The world’s largest profanity list. <https://github.com/surge-ai/profanity>. (Accessed on 12/07/2021).
- Stefanie Ullmann and Marcus Tomalin. 2020. Quarantining online hate speech: technical and ethical perspectives. *Ethics and Information Technology*, 22(1):69–80.
- Luis von Ahn. 2021. Offensive/profane word list. <https://www.cs.cmu.edu/~biglou/resources/>. (Accessed on 12/07/2021).
- Zeeraq Waseem, Thomas Davidson, Dana Warmusley, and Ingmar Weber. 2017. Understanding abuse: A typology of abusive language detection subtasks. *arXiv preprint arXiv:1705.09899*.
- Zeeraq Waseem and Dirk Hovy. 2016. *Hateful symbols or hateful people? predictive features for hate speech detection on Twitter*. In *Proceedings of the NAACL Student Research Workshop*, pages 88–93, San Diego, California. Association for Computational Linguistics.
- Laura Weidinger, John Mellor, Maribeth Rauh, Conor Griffin, Jonathan Uesato, Po-Sen Huang, Myra Cheng, Mia Glaese, Borja Balle, Atoosa Kasirzadeh, et al. 2021. Ethical and social risks of harm from language models. *arXiv preprint arXiv:2112.04359*.
- Marcos Zampieri, Shervin Malmasi, Preslav Nakov, Sara Rosenthal, Noura Farra, and Ritesh Kumar. 2019. *Predicting the type and target of offensive posts in social media*. In *Proceedings of the 2019 Conference of the North American Chapter of the Association for Computational Linguistics: Human Language Technologies, Volume 1 (Long and Short Papers)*, pages 1415–1420, Minneapolis, Minnesota. Association for Computational Linguistics.
- Ziqi Zhang, David Robinson, and Jonathan Tepper. 2018. Detecting hate speech on twitter using a convolution-gru based deep neural network. In *European semantic web conference*, pages 745–760. Springer.
- Zexuan Zhong, Dan Friedman, and Danqi Chen. 2021. *Factual probing is [MASK]: Learning vs. learning to recall*. In *Proceedings of the 2021 Conference of the North American Chapter of the Association for Computational Linguistics: Human Language Technologies*, pages 5017–5033, Online. Association for Computational Linguistics.
- Xuhui Zhou, Yue Zhang, Leyang Cui, and Dandan Huang. 2020. Evaluating commonsense in pre-trained language models. In *Proceedings of the AAAI Conference on Artificial Intelligence*, volume 34, pages 9733–9740.

A Appendix

A.1 Bias Definitions

The bias definitions used in all experiments are mentioned in Table 8. We formulate the definitions for binary tasks based on labeling instruction from the datasets. We use a template for the definition in the form of: *Does this post contain {attribute}?*. We also mention the tokens for which we calculate classification probability in Table 8.

A.2 Keyword analysis

We study the percentage of keywords present in the textual posts of the test set for each binary task and their correlation to labels. We use a superset of keyword (S) containing 3173 keywords which is a union of keywords from (von Ahn, 2021; SurgeAI, 2021; Shutterstock, 2013). We calculate the overlap of keywords (S) with a textual post Q . Specifically, we check its correlation with the *pos* and *neg* labels for the binary tasks i.e percentage of positive textual posts p that have at least one keyword from S and percentage of negative textual posts n that have at least one keyword from S . The ratio is calculated as p/n and tells us the rate at which positive posts have a higher/lower overlap with keywords compared to the negative posts. This analysis along with label correlation is presented in Table 9. We can see that the *Target* task from HASOC has the highest ratio indicating that it has higher overlap of keywords with the positive labeled examples as compared to the negative labeled examples leading to a hard to beat heuristic.

A.3 Qualitative Analysis

Qualitative analysis as described in section §4 is shown in Table 10. We show the representative textual posts for each category (Warning: the examples shown contain content that maybe offensive or upsetting).

Task	Definition	Tokens
Offensive	Does this post contain offensive language?	Yes, No
Intent	Does this post contain intentional insults?	Yes, No
Lewd	Does this post contain sexual content?	Yes, No
Group	Does this post contain offense to a group?	Yes, No
WHO	Who is referred to/targeted by this post - body, culture, disabled, gender, race, social, victim?	body, culture, disabled, gender, race, social, victim
HOF	Does this post contain any form of non-acceptable language such as hate speech, offensiveness, aggression, profanity?	Yes, No
HOP	This post contains	hate, offense, profanity
Target	Does this post contain an insult/threat to an individual, group, or others?	Yes, No

Table 8: Definitions of bias used for each task. We formulate the definitions based on labeling instruction from the SBIC and HASOC datasets. For binary definitions we use a template in the form of: *Does this post contain <attribute>?*

Task	pos	neg	ratio
Offensive (57.8% pos)	85.20	74.51	1.14
Intent (53.1% pos)	84.75	76.08	1.11
Lewd (9.6% pos)	93.35	79.34	1.18
Group (41.1 % pos)	84.89	77.76	1.09
HOF (25.0% pos)	88.54	76.07	1.16
Target (85.1% pos)	88.57	15.51	5.71

Table 9: Keyword analysis for the SBIC tasks, based on union of keywords from (von Ahn, 2021; SurgeAI, 2021; Shutterstock, 2013). The percentages show the overlap of keywords with the *pos* and *neg* labels for the binary tasks. We can see that the *Target* task from HASOC has the highest overlap of keywords with gold labels leading to a hard to beat heuristic. We show the percentage of positive samples in the test set in brackets.

Id	Error Class	%	Textual Post	O.
Cases where MT-NLG makes correct prediction and SBERT is wrong				
1	Post is not offensive and does not contain offensive keywords	42	That and the sheer size of their land, which made it possible to move their production facilities out of range of German bombers.	N
2	Post is offensive but does not contain offensive keywords	28	You loose your black friend in the dark, where do you lose your Muslim friend? in an explosion	Y
3	Post is not offensive but contains slurs	24	I wanna be someone’s WCW ... like how fucking cuteee.	N
4	Post is not offensive but contains specific keywords offensive to groups	06	Today I laughed. A normie told me “the sad moments give you just as much as the happy moments” and wasn’t even trying to troll me.	N
Cases where MT-NLG makes wrong prediction and SBERT is correct				
5	Post is offensive and contains offensive keywords	34	I don’t even be pressed now. I just nod along as the class tells them exactly what the fuck I just said in their constructive criticism.	Y
6	Post is not offensive and does not contain offensive keywords	24	As a conservative I thought that many accusations against Obama were unfounded. But now he is protecting ISIS in Libya. Beyond belief! Islam	N
7	Post is offensive and does not contain offensive keywords	22	My friend said what’s the worst thing that happened to me I said it was him being born	Y
8	Mislabeled posts	20	So sick to my stomach my god my #anxiety just needs to get as tired as I am and take a fucking break	Y

Table 10: Analysis of the offensive task from (Sap et al., 2020). **Textual Post** indicates grounded information. **O.** indicates the ground truth label for the category.